



DETROIT RED WINGS

2014-15 MEDIA GUIDE

IT'S MORE  THAN HOCKEY™
#IMTH

TABLE OF CONTENTS

Red Wings Directory & General Information	2
Red Wings Ownership/Management/Coaching Staff.....	3-20
Red Wings Player Profiles	21-89
Red Wings Prospects	92-104
Grand Rapids Griffins Team Directory/Stats.....	105-107
Red Wings 2014-15 Roster.....	108-109
2013-14 NHL Final Standings	110
2013-14 NHL Regular-Season Scoring & Goaltending Leaders	111-112
2013-14 NHL Trophy Winners.....	114-115
2014 Stanley Cup Playoff Results.....	116-119
2014 Playoff Scoring & Goaltending Leaders.....	120-121
Red Wings 2013-14 Regular-Season Statistics	122
Red Wings 2014 Playoff Statistics.....	123
Red Wings 2013-14 Game-by-Game Results.....	124-129
Red Wings 2013-14 Home & Road Results	130-131
Red Wings 2013-14 Team-by-Team Records	132-160
Red Wings 2013-14 Comparative Records	162-164
Red Wings 2013-14 Power Play Goals & Penalty Killing	166-167
Red Wings 2013-14 Record by Quarters.....	167-168
Red Wings 2013-14 Multiple-Goal Games & Shorthanded Goals	168-169
Red Wings History.....	170-180
All-Time Season, Home & Away Records.....	182-185
All-Time Team-by-Team Records	186-189
All-Time Holiday Records	190-191
All-Time Coaches/General Managers/ Captains.....	192-193
Team & Individual Records.....	194-197
Career Scoring Leaders.....	198-200
All-Time Season Leaders.....	201-202
Top-Scoring Seasons.....	203-206
Detroit Goalies' All-Time Records	207-210
Red Wings All-Stars	211
Red Wings NHL Trophy Winners	212
NHL & Red Wings Hall of Fame	213
Red Wings Biggest Victories & Defeats	214
All-Time Shootout Results.....	215-218
Penalty Shots	219-220
All-Time Hat Tricks.....	221-223
Red Wings Game-By-Game Stanley Cup Playoff Results.....	224-235
Red Wings Team & Individual Stanley Cup Playoff Records	236-239
Red Wings All-Time Playoff Scoring and Goaltending Leaders	240-241
Red Wings in NHL All-Star Games.....	242
Red Wings Championships & Stanley Cup Finals	243
Red Wings Entry Draft Selections	244-247
Transactions Through the Years.....	248-257
Wearers of the Wing.....	259-266
All-Time Numbers	267-278
Media Information & Guidelines.....	279-280
Detroit Sports Broadcasters Association.....	281
"Heart of Hockeytown": Red Wings in the Community	282-287
Red Wings Attendance Records.....	288
Joe Louis Arena.....	289
How to Figure Various Statistics	290-291
NHL Management.....	292-293
2014-15 NHL Officials.....	294
2014-15 NHL Critical Dates Calendar.....	295-296

EDITORS: Todd Beam, Kyle Kujawa, Alex DiFilippo **STATISTICIANS/RESEARCH:** Greg Innis, Bob Waterman/Randy Robles-
 Elias Sports Bureau **CREATIVE SERVICES:** Bryan Durren, Jim Ruffner **CONTRIBUTORS:** Lysnie Estes, Christy Hammond
COVER DESIGN: Jim Ruffner **PHOTOGRAPHY:** Dave Reginek/Getty Images, Dan Mannes

2014-15 DETROIT RED WINGS

DETROIT RED WINGS, INC.

Joe Louis Arena • 19 Steve Yzerman Drive • Detroit, MI 48226

Phone: (313) 471-7000 • FAX: (313) 567-0296

Media Hotline: (313) 471-7599

www.detroitredwings.com

Capacity: 20,027

Owner/Governor	MIKE ILITCH
Owner/Secretary-Treasurer	MARIAN ILITCH
President & CEO Ilitch Holdings/Alternate Governor	CHRISTOPHER ILITCH
Senior Vice President/Alternate Governor	JIM DEVELLANO
Executive Vice President/General Manager	KEN HOLLAND
Assistant General Manager/Hockey Admin.....	RYAN MARTIN
Advisor to Hockey Operations.....	CHRIS CHELIOS
Special Assistant to the General Manager.....	KRIS DRAPER
Director of Player Development.....	JIRI FISCHER
President & CEO Olympia Entertainment/Alternate Governor	TOM WILSON
Vice President General Counsel/Alternate Governor	ROBERT E. CARR
Head Coach.....	MIKE BABCOCK
Assistant Coaches	TONY GRANATO, JIM HILLER, ANDREW BREWER
Goaltending Coach	JIM BEDARD
Director of Pro Scouting	MARK HOWE
Pro Scouts	GLENN MERKOSKY, BRUCE HARALSON, KIRK MALTBY
Director of Amateur Scouting.....	TYLER WRIGHT
Chief Amateur Scout.....	JEFF FINLEY
Amateur Scouts	DAVE KOLB, SAM LITES, MARIO MAROIS, ANDREW DICKSON, KELLY HARPER, LEN QUESNELLE, MARTY STEIN
Director of European Scouting	HAKAN ANDERSSON
European Scouts.....	VLADIMIR HAVLUJ, ARI VOURI, NIKOLAI VAKOUROV
Vice President of Finance	PAUL MACDONALD
Executive Assistant.....	KIM BRODIE
General Accountant	BRIDGET MERRITT
Team Travel Coordinator	JULIE DAILEY
Head Athletic Therapist	PIET VAN ZANT
Head Equipment Manager	PAUL BOYER
Assistant Athletic Therapist	RUSS BAUMANN
Assistant Equipment Managers	JOHN REMEJES, DAN KERSTETTER
Strength and Conditioning Coach.....	PETE RENZETTI
Team Masseurs.....	SERGEI TCHEKMAREV, AINARS TREIGUTS
Team Dietitian.....	LISA MCDOWELL
Director of Public Relations.....	TODD BEAM
Director of Detroit Red Wings Foundation.....	TBD
Public Relations Coordinator	KYLE KUJAWA
Communications Coordinator	ALEX DIFILIPPO
Community Relations Manager.....	CHRISTY HAMMOND
Community Relations Coordinator	BRIGID BRESNIHAN
Medical Director.....	DR. DONALD WEAVER
Team Physicians	DR. ANTHONY COLUCCI, DR. DOUG PLAGENS
Team Dentists	DR. JEFFREY BOOGREN, DR. RANDY FREIJ
Team Photographer	DAVE REGINEK
Radio Announcers, 97.1 The Ticket.....	KEN KAL, PAUL WOODS
Television Announcers, Fox Sports Detroit.....	KEN DANIELS, MICKEY REDMOND

TEAM OWNERSHIP



MICHAEL ILITCH

Owner/Governor

Michael Ilitch is a proven leader in the restaurant, sports and entertainment industries. Along with his wife, Marian, he grew one Little Caesars pizza restaurant into an international pizza chain with restaurants on four continents. Success in the pizza business for more than 50 years has allowed Ilitch to take advantage of other business opportunities.

In 1982, he and Marian purchased the struggling Red Wings and have turned the team into a Stanley Cup champion. During the Ilitch ownership, the team has won 16 divisional championships, six Presidents' Trophies, six Campbell Bowls and four Stanley Cups. The Red Wings have played postseason hockey for 23 consecutive years – the longest current streak in all of professional sports.

Other Ilitch-owned businesses include: Blue Line Foodservice Distribution, Champion Foods, Little Caesars Pizza Kit Fundraising Program, Olympia Entertainment, Olympia Development of Michigan, Ilitch Holdings, Inc. and Uptown Entertainment. Michael Ilitch also owns the Detroit Tigers.

MARIAN ILITCH

Owner/Secretary-Treasurer

Marian Ilitch is one of the leading entrepreneurs in the food and entertainment businesses and has been recognized as one of the most successful businesswomen in the country. Marian and her husband, Michael, grew a suburban Detroit mom-and-pop pizza business into Little Caesars Pizza, an international pizza chain with restaurants on four continents.

Marian and her husband expanded their business interests when they purchased the underperforming Red Wings in 1982. Sixteen divisional championships, six Presidents' Trophies, six Campbell Bowls and four Stanley Cups later, Detroit earned the moniker, Hockeytown, and the Red Wings have become the team to beat.

Other Ilitch-owned businesses include: Blue Line Foodservice Distribution, Champion Foods, Little Caesars Pizza Kit Fundraising Program, Olympia Entertainment, Olympia Development of Michigan, Ilitch Holdings, Inc. and Uptown Entertainment. Marian Ilitch also owns MotorCity Casino Hotel in Detroit.

2014-15 DETROIT RED WINGS MOMENTS

2014 NHL WINTER CLASSIC

THE RED WINGS HOST THE TORONTO MAPLE LEAFS AT MICHIGAN STADIUM • JAN. 1, 2014



An NHL-record crowd of 105,491 piled into Michigan Stadium in Ann Arbor, Mich., for the 2014 Bridgestone NHL Winter Classic between the Red Wings and Toronto Maple Leafs on Jan. 1, 2014. For two weeks leading up to the event, the Red Wings hosted the Hockeytown Winter Festival, a series of youth, high school, college, OHL, AHL and alumni games at Comerica Park.

TEAM OWNERSHIP/MANAGEMENT



CHRISTOPHER ILITCH

President & CEO, Ilitch Holdings, Inc.

Christopher Ilitch is president and CEO of Ilitch Holdings, Inc., a professional services company that supports businesses owned by Detroit entrepreneurs and founders of Little Caesars Pizza, Michael and Marian Ilitch.

The businesses owned by Michael and Marian Ilitch include: Little Caesars Pizza, Blue Line Foodservice Distribution, Detroit Red Wings, Champion Foods, Olympia Entertainment, Olympia Development of Michigan, Uptown Entertainment and the Little Caesars Pizza Kit Fundraising

Program. Michael Ilitch owns the Detroit Tigers. Marian Ilitch owns MotorCity Casino Hotel. Together, the companies employ over 21,000 people and reported a total combined revenue of \$2.6 billion in 2012.

Christopher has spent his career in a variety of roles throughout the Ilitch companies over the past 25 years. Prior to being appointed president and CEO of Ilitch Holdings in 2000, he served as president of the Little Caesars Pizza Kit Fundraising Program.

Christopher serves as chairman of Ilitch Charities, a nonprofit organization with a focus on human services, community development, education and recreation. In addition, he is involved in a number of business and civic groups that help improve and promote Detroit and the region. He serves on the board and executive committee for Business Leaders for Michigan and the Downtown Detroit Partnership. He is also a member of the board of directors for the Detroit Economic Club and the Detroit Metro Convention & Visitors Bureau.

Christopher has served on host/hospitality committees for several large-scale sporting events in Detroit, including the 2010 NCAA Men's Frozen Four Hockey Championship (co-chair), the 2009 NCAA Final Four Men's Basketball Tournament, Super Bowl XL and the 2005 Major League Baseball All-Star game (chair).

Christopher holds a bachelor's degree in business administration from the University of Michigan in Ann Arbor. He and his wife Kelle have three children and reside in metro Detroit.



YOUR HOME FOR
RED WINGS
HOCKEY



DETROIT
FOXSPORTSDETROIT.COM

2014-15 DETROIT RED WINGS MANAGEMENT



JIM DEVELLANO

Senior Vice President/Alternate Governor

Entering his 33rd season with the Detroit Red Wings and his 48th overall in the National Hockey League, Jim Devellano continues to be a driving force behind Detroit's success, as well as a strong influence in the evolution and improvement of the league itself. Devellano

can be credited with carefully building Detroit's 1997, 1998, 2002 and 2008 Stanley Cup Championship teams through the Entry Draft, savvy trades and aggressive free agent acquisitions.

He choreographed the Red Wings' steady rise into the powerful club that has coached the Stanley Cup Final six times and lifted the Cup in triumph four times, giving Devellano his fourth, fifth, sixth and seventh Stanley Cup rings (three with New York Islanders and four with Detroit).

Devellano was the first individual hired by owners Mike and Marian Iltch after purchasing the Red Wings in June, 1982. He was the team's general manager for eight seasons before ascending to his current position as senior vice-president on July 13, 1990. An excellent judge of talent throughout his 47 years in the NHL, Devellano believes that building a solid foundation begins with a capable scouting staff and strong Entry Draft selections. Evidence of the wisdom in this plan can be seen in Devellano's first draft as Red Wings general manager when he tabbed future Hall-of-Famer Steve Yzerman in the 1983 Entry Draft to be the cornerstone of the franchise.

Devellano was one of the first NHL general managers to assemble a strong European scouting staff back in 1984, a progressive move that has produced several Red Wings standouts including Russians Sergei Fedorov, Slava Kozlov, Vladimir Konstantinov and Pavel Datsyuk, and Swedes Nicklas Lidstrom, Tomas Holmstrom, Henrik Zetterberg, Johan Franzen and Niklas Kronwall.

Through the course of Devellano's tenure with the Red Wings, Detroit has participated in ten conference finals (1987, '88, '95, '96, '97, '98, '02, '07, '08, '09) and six Stanley Cup Finals (1995, '97, '98, '02, '08, '09), collected six Presidents' Trophies (1995, '96, '02, '04, '06, '08), eight regular-season Western Conference championships (1994, '95, '96, '02, '04, '06, '07, '08) and 16 division championships (1988, '89, '92, '94, '95, '96, '99, '01, '02, '03, '04, '06, '07, '08, '09, '11).

Devellano is the proud owner of 16 championship rings. His impressive collection includes: seven Stanley Cup rings (N.Y. Islanders 1980, 1981, 1982 and Detroit 1997, 1998, 2002 and 2008), four Calder Cup championship rings in the American Hockey League with Adirondack (1986, 1989, 1992 and Grand Rapids 2013), two Adams Cup championship rings in the Central Hockey League (Fort Worth 1978 and Indianapolis 1982), and one Riley Cup championship ring in the East Coast Hockey League (Toledo 1994). Devellano also added a pair of Major League Baseball American League championship rings with the Detroit Tigers in 2006 and 2012.

Devellano's lengthy tenure as head of hockey operations for the Red Wings is second only to the 35 years served by the late Jack Adams, the legendary GM credited with building the Red Wing dynasty of the 1950's. In addition to his duties as senior vice-president, Devellano serves as the team's alternate on the NHL's Board of Governors.

His litany of accomplishments while in Detroit earned him induction into the Michigan Sports Hall of Fame in 2006.

He has been instrumental in many historical decisions in the National Hockey League. In 1980, it was Devellano who campaigned to have the annual NHL Entry Draft moved from a hotel ballroom into various NHL arenas, transforming the draft into an exciting fan-friendly event for fans of all NHL teams to witness what occurs with each team as the draft takes place. Devellano was also responsible for bringing the Entry Draft to the United States for the very first time on June 13, 1987, at Joe Louis Arena. More recently, it was at Devellano's suggestion that the NHL instituted a new overtime format beginning with the 1999-2000 season that includes skating four aside as well as one point for each team following a five-minute overtime and an additional point if a team is victorious in overtime.

Having served as a teacher and mentor to numerous front office personnel over the years, Devellano's influence has reached several NHL clubs. Currently there are four NHL general managers who have succeeded under Devellano's tutelage - Detroit General Manager Ken Holland, Darcy Regier of the Buffalo Sabres, Steve Yzerman of the Tampa Bay Lightning and Jim Nill of the Dallas Stars.

Devellano, 70, did not play professional hockey, but rose through the ranks in various capacities in his native Toronto. Joining former Red Wings coach Scotty Bowman, he became a scout with the St. Louis Blues in 1967 when the NHL expanded from six to 12 teams. Also, it was Devellano's strong recommendation to owner Mike Iltch that led to Scotty Bowman's hiring by the Wings.

Joining the New York Islanders as a scout when that club was founded in 1972, Devellano's scouting skills helped build a team that won four consecutive Stanley Cup titles (1980-83). It was Devellano who highly recommended that Islanders GM, Bill Torrey, hire Al Arbour to coach the club. Arbour was captain of the St. Louis Blues when Devellano scouted for the franchise. The recommendation turned out better than expected as Arbour guided the Islanders to four consecutive Stanley Cup championships. In 1979-80, he became general manager of the Islanders' Indianapolis (IHL) farm club and was named Minor League Executive of the Year by *The Hockey News*. He returned to New York in 1981 as the Islanders' assistant general manager.

Devellano's extraordinary contributions to the cities of St. Louis, Indianapolis, New York and Detroit helped earn him the Lester Patrick Award in October, 2009, for his outstanding service to the sport of hockey in the United States. Devellano also reached the pinnacle of his profession when he was inducted into the Hockey Hall of Fame in the Builder Category on November 8, 2010, in Toronto.

Devellano is currently a member of the International Society of Hockey Research and is part owner of the Indianapolis Indians (AAA) baseball team. He recently authored a book, *"The Road To Hockeytown"*, that chronicles his more than 40 incredible years in the game of hockey.

On a personal level, in 2003 Devellano set up two private foundations supporting mostly children's charities in the United States and Canada.

In June, 2001 Mike Iltch named Devellano Senior Vice-President of MLB's Detroit Tigers. Devellano resides in Detroit and Sarasota, Florida.

2014-15 DETROIT RED WINGS MANAGEMENT



KEN HOLLAND

Executive Vice President/General Manager

Ken Holland enters his 18th season as general manager of the Red Wings and his 32th year with the organization. He is arguably the most successful general manager in all of professional sports

over the last 16 years. Since Holland was appointed to his current position in July of 1997, the Red Wings have more wins (821) than any other franchise in the National Hockey League, including 707 regular season wins and 114 playoff victories. Under Holland's watch the Red Wings have won three Stanley Cups (1998, 2002, '08), four Presidents' Trophies (2002, '04, '06, '08), ten Central Division titles (1999, 2001, '02, '03, '04, '06, '07, '08, '09, '11) and five regular season Western Conference titles (2002, '04, '06, '07, '08). Detroit has qualified for the Stanley Cup Playoffs in all 16 seasons under Holland's tutelage and the team currently holds the longest active streak in all of professional sports with 22 consecutive postseason appearances.

Holland's last eight seasons have perhaps been his most impressive as an NHL general manager. After drastically cutting payroll to comply with the NHL's newly instituted salary cap in 2005-06, he assembled a team that won the second-most games in Red Wings' history (58) and the Presidents' Trophy. The Red Wings followed that with a 50-19-13 regular season and a trip to the Western Conference Finals in 2006-07. In 2007-08, the Red Wings posted a 54-21-7 record and captured the sixth Presidents' Trophy and 11th Stanley Cup championship in franchise history. In 2008-09, Detroit became just the third team in NHL history to record 50-or-more wins in four consecutive seasons, finished with a 51-21-10 mark and made a return trip to the Stanley Cup Final. For his efforts, Holland was named the NHL's GM of the Decade (2000-09) by Sports Illustrated.com.

In just his second season as general manager in 1999, Holland orchestrated an amazing 24-hour period at the NHL's trade deadline that saw Detroit acquire four top-tier players in Chris Chelios, Ulf Samuelsson, Wendel Clark and Bill Ranford. While the Red Wings were unable to capture a championship that season, Holland's moves were widely regarded as both sound and aggressive, providing Detroit with the best possible chance of defending its 1998 Stanley Cup title.

Just two seasons later, Holland pulled off another flurry of free-agent signings, starting on May 24, 2001, when he signed defenseman Fredrik Olausson, a veteran of 14 NHL seasons, out of the Swiss Hockey League. Holland kept the winged wheel rolling on July 1, when he traded forward Slava Kozlov and a

first-round draft pick to the Buffalo Sabres for elite goaltender Dominik Hasek. The next day, Holland signed free-agent forward Luc Robitaille to a two-year deal. Finally on August 22 Holland inked Brett Hull to a two-year contract. These four high-profile stars played integral roles in helping Detroit capture the 2002 Stanley Cup.

The 11th GM in club history, Holland is a big proponent of team continuity and has worked diligently throughout his time at the helm to secure new contracts with many of the organization's homegrown players. In recent years, Holland has procured deals with Pavel Datsyuk, Henrik Zetterberg, Johan Franzen, Niklas Kronwall and Jimmy Howard. In addition, Holland's ability to add veteran stars such as Brian Rafalski, Marian Hossa, Mike Modano and Daniel Alfredsson via free agency has made the Red Wings perennial Stanley Cup contenders.

Holland oversees all aspects of Detroit's hockey operations including all matters relating to player personnel, development, contract negotiations and player movement. Due to his numerous responsibilities as GM, Holland now plays a less prominent role at the NHL Entry Draft after being the main point person during his seven years as amateur scouting director. In that capacity he can be credited with assembling some of Detroit's best young talent, including the likes of Vyacheslav Kozlov, Darren McCarty, Chris Osgood and Martin Lapointe.

Holland, 58, was elevated to his current position in 1997. Prior to that, he handled several different front-office duties for the club over a 15-year period. Holland began his off-ice career in 1985 following a professional career as a goaltender, primarily in the American Hockey League. He started with the Wings organization as a western Canada scout, followed by seven years as amateur scouting director and three years as assistant general manager.

A native of Vernon, BC, Holland played in the junior ranks for Medicine Hat (WHL) in 1974-75. He was Toronto's 13th pick (188th overall) in the 1975 draft, but never saw action with the Maple Leafs. Holland twice signed with NHL teams as a free agent – in 1980 with Hartford and 1983 with Detroit. He spent most of his pro career in the AHL with Binghamton, Springfield and Adirondack. He made his NHL debut in 1980-81, playing one game with Hartford followed by three games for Detroit in 1983-84. In February of 1998, Holland was inducted into the Binghamton (NY) Sports Hall of Fame.

Holland recently served as associate director for Hockey Canada at the 2010 Olympic Winter Games in Vancouver and will hold the same role at the upcoming 2014 Olympic Winter Games in Sochi. Team Canada took home the men's ice hockey gold medal in 2010 with a thrilling 3-2 overtime victory over the United States.

Ken and his wife, Cindi, reside in suburban Detroit and have four children: Brad, Julie, Rachel and Greg.

2014-15 DETROIT RED WINGS MANAGEMENT



RYAN MARTIN

Assistant General Manager, Hockey Administration

Ryan Martin enters his fifth season as assistant general manager, hockey administration and his 10th overall as a member of Detroit's front office team. Martin is primarily responsible for Collective Bargaining Agreement administration and compliance, salary cap management, player contract research and analysis, and salary arbitration preparation. He is also involved extensively in all facets of player contract negotiations, strategic planning and player evaluations at both the professional and amateur levels. In addition, Martin is currently in his first season as general manager of the Grand Rapids Griffins of the American Hockey League. He oversees all aspects of hockey operations for the Griffins including player

personnel decisions, player development, contract negotiations and player movement.

Prior to joining the Red Wings in 2005, Martin practiced law from 1998-1999 in Denver, Colorado with the firm of Messner & Reeves, LLC, specializing in corporate, commercial transactional, and taxation law. From 1999-2003 he worked in Denver as an attorney and NHLPA certified player agent with Kurt Overhardt, PC and KO Sports, Inc., representing professional hockey players in all facets of their careers. From 2003-2005, Martin served as the in-house corporate counsel for a group of closely held businesses in Massachusetts and also worked as a part-time scout for the Omaha Lancers (USHL).

A native of Connecticut, Martin graduated from Trinity College in 1992 with a Bachelor of Arts degree in Economics and Legal Studies. He went on to earn a law degree from the University of Denver, College of Law in 1997 and an LL.M. in taxation from the University of Denver, College of Law in 1998.

Ryan and his wife, Candace, reside in suburban Detroit with their daughter, Ava and son, Cam.



KRIS DRAPER

Special Assistant to the General Manager

Kris Draper enters his fourth season as special assistant to the general manager and his 21st year overall with the organization. In his position, Draper works closely with Detroit's management team, assisting in player evaluation at both the professional and amateur levels. He also provides input regarding potential trades and free agent signings, as well as insight into prospective selections at the annual NHL Entry Draft.

Draper announced his retirement as a player on July 26, 2011, after 20 seasons in the National Hockey League. He was originally a third-round pick (62nd overall) of the Winnipeg Jets in the 1989 NHL Entry Draft. Draper played 20 games over three seasons in Winnipeg before the Jets dealt him to Detroit on June 30, 1993, in exchange for future considerations.

Draper spent the next 17 seasons in the Motor City. He became a fixture in Detroit's lineup during the 1993-94 season and played center on what became known as the 'Grind Line' with Kirk Maltby, and at different times, Darren McCarty and Joe Kocur. They formed one of the most revered lines in Red Wings history and played an integral role in helping Detroit end a 42-year drought by capturing the 1997 Stanley Cup with a sweep of the Philadelphia

Flyers. Draper was also part of championship runs by the Red Wings in 1998, 2002 and 2008. He joins Nicklas Lidstrom, Tomas Holmstrom, Kirk Maltby and Darren McCarty as the only players to host the Cup in each of Detroit's last four championship seasons.

The Toronto, Ontario, native enjoyed his best statistical season in 2003-04. He registered career-highs with 24 goals, 40 points and five shorthanded goals in just 67 games. Despite the jump in his offensive production, Draper's defensive responsibilities never wavered and he was rewarded with the 2004 Frank J. Selke Trophy as the NHL's top defensive forward.

Recognized throughout his career as one of the top penalty killers and face-off men in the NHL, Draper also played a vital role by checking the top lines of opponents and wearing down opposing defenses with his speed and tenacity. He served as Detroit's assistant captain for five seasons from 2006-07 through 2010-11. On February 2, 2009, he became just the 235th player in NHL history to play in 1,000 career games. Just six weeks later on March 17, 2009, he became the fifth player in team history to play 1,000 games in a Red Wings sweater joining Gordie Howe, Alex Delvecchio, Steve Yzerman and Nicklas Lidstrom. His postseason longevity is equally impressive. Draper never missed the playoffs during his 17 seasons in Detroit and appeared in 220 postseason games for the Red Wings, second in club history behind only Nicklas Lidstrom (263).

Kris and his wife, Julie, have two daughters, Kennedy and Kamryn, and a son, Kieran. The Drapers reside in Bloomfield Hills.

2014-15 DETROIT RED WINGS MANAGEMENT



JIRI FISCHER

Director of Player Development

Jiri Fischer enters his eighth season as director of player development for the Detroit Red Wings. In his role, Fischer acts as a liaison between the team and the prospects within the organization. He oversees and evalu-

ates Detroit's young players currently playing in juniors, college and Europe. Fischer travels extensively throughout the course of the season spending time with each prospect, helping to further their development by providing guidance and support. He continues this mentoring process until a prospect has

developed into a professional hockey player, either at the National Hockey League level with the Red Wings or the American Hockey League level with the Grand Rapids Griffins.

Fischer was selected by Detroit in the first round (25th overall) of the 1998 NHL Entry Draft. An imposing figure on defense at 6-5 and 235-lbs., he patrolled the blue line for Detroit from 1999-00 through 2005-06. In 305 career games, he the Horovice, Czech Republic, native scored 11 goals and collected 60 points. He also amassed 295 career penalty minutes. Fischer won the Stanley Cup as a player with Detroit in 2002 and was selected as the Red Wings' Rookie of the Year by the Detroit Sports Broadcasters Association following the 1999-2000 season.

Jiri has two children, Braidan and Lukas, and resides in suburban Detroit during the season.



CHRIS CHELIOS

Advisor to Hockey Operations

Chris Chelios enters his fifth season as advisor to hockey operations for the Detroit Red Wings. In his position, Chelios works closely with Detroit's front office, as well as the coaching staffs of the Red

Wings and the Grand Rapids Griffins, providing insight on a wide range of on-ice issues and helping to develop and mentor young players within the organization. He also assists the team's business operations, appearing at games and other functions to interact with fans and potential business partners.

Chelios retired as a player from the National Hockey League on August 31, 2010, after 26 seasons with the Montreal Canadiens, Chicago Blackhawks, Detroit Red Wings and Atlanta Thrashers. He played the most games by a defenseman in NHL history (1,651) and was the only player in league history to play in over 400 games for three different teams (Chicago-664, Detroit-578, Montreal-402). Chelios played his first NHL game on March 8, 1984, when the Canadiens hosted the Hartford Whalers and skated in his final game on April 6, 2010, when the Thrashers battled the New Jersey Devils. For 26 years in between, Chelios accomplished a litany of feats that place him among the game's all-time greats. He played

the fourth-most regular-season games in NHL history (1,651) and the most postseason games in league history (266), won three Stanley Cups (Montreal-1986 and Detroit 2002, 2008), three Norris Trophies as the NHL's best defenseman (1989, 1993, 1996), finished second in Norris Trophy voting twice (1995, 2002), made 11 NHL All-Star Game appearances (1985, 1990-94, 1996-98, 2002, 2008), finished as a First Team NHL All-Star five times (1989, 1993, 1995, 1996, 2002) and a Second Team All-Star twice (1991, 1997), ranks 10th all-time among defensemen with 948 points (185-763-948) and at the age of 48, Chelios retired as the second-oldest player in NHL history behind the legendary Mr. Hockey, Gordie Howe (52).

Chelios also played an integral role in the development of U.S.A. Hockey during his illustrious playing career. He would represent the United States at four Olympic Winter Games (1984, 1988, 2002, 2006), three Canada Cups (1984, 1987, 1991), two World Cup of Hockey events (1996, 2004) and once at the World Junior Championship (1982). Chelios led the stars and stripes to a championship at the 1996 World Cup of Hockey and a silver medal at the 2002 Olympic Winter Games in Salt Lake City.

Chelios lives in the Detroit area with his wife, Tracee. The couple has two daughters, Caley and Tara, and his two sons, Dean and Jake, are currently enrolled at Michigan State University and play hockey for the Spartans.

2014-15 DETROIT RED WINGS COACHING STAFF



MIKE BABCOCK Head Coach

Mike Babcock enters his 10th season as head coach of the Detroit Red Wings and the longest-tenured coach in the National Hockey League. He has compiled an impressive 415-198-91 record over his first nine campaigns in the Motor City, including a league-best 195-116-41 on the road. Last season, Babcock became the winningest coach in franchise history, passing both Scotty Bowman (410) and Jack Adams (415) in victories en route to his second career nomination for the Jack Adams Award as the NHL's Coach of the Year. In 2011-12, he became the third-fastest coach in NHL history to reach 400 career wins, achieving the feat in his 699th game as an NHL head coach (behind only Scotty Bowman at 690 games and Glen Sather at 694). Under his watch, the Red Wings have twice captured the Presidents' Trophy as the NHL's regular-season champion. In 2005-06, Detroit finished with a league-best 58 wins and 124 points, including an NHL record 31 road victories. The Red Wings again topped the league standings in 2007-08 with 54 wins and 115 points, and captured the Jennings Trophy allowing the fewest goals against. Those win totals (58, 54) represented the second and third-highest respectively in franchise history. From 2006-09, Babcock became the first coach in NHL history to guide his team to 50 wins in each of his first four seasons with a team. Since 2005-06, his first season as bench boss of the Red Wings, Detroit has more regular-season wins (415) and postseason wins (64) than any team in the NHL. The Saskatoon, SK, native was also a finalist for the 2008 Jack Adams Award and was the winner of the Sporting News' 2008 NHL Coach of the Year, as voted on by his peers. He was named the NHL's Coach of the Decade (2000-09) by both the Sporting News and SportsIllustrated.com. His overall record through 11 seasons is 484-260-19-105, giving him more regular-season wins than any other head coach since 2002-03, his first season in the NHL.

Babcock's postseason success is equally impressive. He guided the Red Wings to the 2008 Stanley Cup in just his third season with the team, securing his first NHL title and the 11th in team history. Babcock has coached in 136 postseason games since 2003, 16 more than any other coach during that span. He is 10th all-time with 79 career postseason wins and is third all-time among NHL head coaches for most playoff wins through their first 10 NHL seasons (Sather-89, Keenan-84). Babcock has led his teams to the Stanley Cup Final three times and the Western Conference Finals four times.

Prior to joining the Red Wings, Babcock spent two seasons with the Mighty Ducks of Anaheim (2002-04), where in his first season as head coach he led the Ducks to their first appearance in the Stanley Cup Final. With four straight wins over Detroit in the first round of the 2003 playoffs, the Ducks became the first team to sweep a defending Stanley Cup champion since 1952 when the Red Wings swept the Toronto Maple Leafs.

In 2002-03, Babcock led Anaheim to a then franchise-best 40 wins and 95 points (40-27-9-6). Anaheim was the most improved team in

the NHL that season, finishing 26 points ahead of their 2001-02 total. The Ducks also set club records for lowest goals-against average (2.32) and fewest goals allowed (193).

Prior to stepping behind the bench in Anaheim, Babcock spent two seasons as head coach of the Cincinnati Mighty Ducks (2000-02), at the time the primary American Hockey League affiliate of Detroit and Anaheim. He led the club to a combined 74-59-20-7 record, including a franchise-best 41 wins and 95 points (41-26-9-4) in 2000-01. Cincinnati qualified for the Calder Cup playoffs both seasons under his direction.

Babcock moved to Cincinnati following a successful six-year run as the head coach of the Spokane Chiefs of the Western Hockey League (1994-95 through 1999-2000). He compiled a regular season record of 228-173-29 in Spokane. He was twice named WHL Coach of the Year (1996 and 2000) and was selected as head coach of the 2000 WHL West Division All-Star Team.

In 1993-94, his only season with the Lethbridge Pronghorns of Canadian Interuniversity Sport (CIS), Babcock guided his team to a national championship winning the CIS University Cup and was named CIS Coach of the Year.

Babcock, 51, has also represented his native Canada at several international competitions. Most notably, he became the only coach in hockey history to lead his country to a gold medal victory in consecutive Olympic appearances after guiding Canada for both the 2010 Winter Olympics in Vancouver and the 2014 Winter Games in Sochi, Russia. The 2014 Canadian Olympic Team was one of the most dominant in the tournament's history, as they never trailed during the tournament and surrendered just three goals against during their perfect 6-0 run. Babcock's first international coaching experience came in 1997, when he earned the honor of coaching Team Canada at the World Junior Championships in Switzerland. Under his guidance, Canada secured gold with a 2-0 win over the United States in the championship game. In 2004, he led Team Canada to a gold medal at the World Championships in Prague as the Canadians posted a 7-1-1 overall record and defeated Sweden 5-3 in the tournament final. He became the first Canadian coach to serve as bench boss for both the World Junior and World Championship teams. Babcock then led Canada to a gold medal at the 2010 Olympic Winter Games in Vancouver and became the first coach to win all three components of the International Ice Hockey Federation's Triple Gold Club (World Championships, Olympics and Stanley Cup).

Away from the rink, Babcock is involved in several charitable causes. He is a staunch supporter of organizations focused on raising money for cancer research for kids, including the Jeffrey Thomas Hayden Foundation, an organization created to increase awareness about pediatric brain tumors while providing education and support to affected families. He is also an avid supporter of the Children's Hospital of Michigan, hosting patients at every Red Wings home game and making frequent visits to the hospital throughout the season. Babcock continues to be active in the Salvation Army's annual fundraising efforts around Metro Detroit as well, serving as a bell ringer to support the cause over the last nine holiday seasons.

Mike and his wife, Maureen, reside in Northville and have three children, Allie, Michael and Taylor.

2014-15 DETROIT RED WINGS COACHING STAFF



TONY GRANATO *Assistant Coach*

Granato begins his first season as an assistant coach for the Detroit Red Wings after he was hired on July 15, 2014. Granato joins the organization with 11 years of coaching experience, having served as an assistant and head coach with the Colorado Avalanche and an assistant coach for the Pittsburgh Penguins and 2014 U.S. Olympic Team. He will oversee the team's defensemen and run the penalty kill.

Granato, 50, spent the past five seasons with Pittsburgh in a similar role, guiding the team's defense (2.49 goals against per game, 10th) and penalty killing (85.0 percent, fifth) to top-10 finishes in the NHL during the 2013-14 campaign. The Penguins collected at least 101 points in each of Granato's seasons with the team and won a league-best 36 games during the 48-game season in 2012-13. During the 2013 postseason, his penalty killing unit posted a franchise-best 92.3 percent success rate, and in the 2010-11 season, the Penguins had the No. 1 ranked penalty kill in the NHL at 86.1 percent. He also served on Dan Bylsma's staff at the 2014 Winter Olympics in Sochi, Russia.

From 2002-09, Granato was a member of Colorado's coaching staff, starting in 2002-03 as an assistant coach and seeing two

stints (2002-04 and 2008-09) as a head coach. After just six months as an assistant coach, Granato was elevated to head coach for Colorado on Dec. 18, 2002 and led the Avalanche to a Northwest Division title with a 32-11-4-4 mark through the end of the season. The team sported a 40-22-13-7 record during the 2003-04 season, reaching the Western Conference Semifinals. Granato then worked as part of Joel Quenneville's staff with the Avalanche as an assistant coach from 2005-08, before a second stint as head coach of a young roster in 2008-09. Over his two stints, Granato compiled a 104-78-17-16 regular-season record with two postseason appearances.

A veteran of 773 NHL games with the New York Rangers, Los Angeles Kings and San Jose Sharks, Granato totaled 492 points (248-244-492) and 1,425 penalty minutes over his 13 seasons (1988-01). He was a member of the NHL All-Rookie Team in 1989 and was the recipient of the Bill Masterton Trophy in 1997. The Downers Grove, Ill., native also represented the United States internationally at the 1983 and 1984 World Junior Championships, the 1985, 1986 and 1987 World Championships and the 1988 Winter Olympics in Calgary, Alberta, totaling 36 points (14-22-36) and 44 penalty minutes in 46 international contests. He appeared in 152 games at the University of Wisconsin from 1983-87 prior to his professional career, notching 220 points (100-120-220) and 242 penalty minutes.

Tony and his wife, Linda, have four children: Michael, Dominic, Nicholas and Gabriella.



JIM HILLER *Assistant Coach*

Hiller was hired by the Red Wings on July 30, 2014 and begins his first season as an assistant coach in the National Hockey League. Hiller joins the organization after 11 years in the Western Hockey League and a 10-season professional

playing career. He will work with the team's forwards and oversee the power play in his new role with Detroit.

Hiller, 45, most recently served as head coach of the WHL's Tri-City Americans from 2009-14. In 360 regular-season games behind the Americans bench, Hiller compiled a 210-124-11-15 record, helping the team to four playoff berths, two U.S. Division titles and an appearance in the WHL Finals in 2010. In 2011-12, Hiller was honored as the WHL's Coach of the Year and won the Brian Kilrea Coach of the Year Award as the top coach in the Canadian Hockey League after leading Tri-City to a 50-18-2-2 record. The Port Alberni, British

Columbia, native spent two years as an assistant coach in Tri-City (2002-04) before his first head coaching job with the BCHL's Alberni Valley Bulldogs in 2005-06. Hiller compiled a 43-12-2 record in his lone season with Alberni Valley before spending the next three seasons with the WHL's Chilliwack Bruins.

As a player, Hiller briefly spent time with the Red Wings, appearing in 21 regular-season games and two playoff games with Detroit in 1992-93. Originally drafted in the 10th round (207th overall) of the 1989 NHL Entry Draft by Los Angeles, Hiller appeared in 63 career NHL games with the Red Wings, Kings and New York Rangers from 1992-94, recording 20 points (8-12-20) and 116 penalty minutes. Prior to his professional career, he skated in three seasons with the Northern Michigan Wildcats, racking up 205 points (76-129-205) in 123 collegiate games from 1989-92. Hiller also suited up for the IHL's Phoenix Roadrunners and Atlanta Knights and the AHL's Binghamton Rangers before finishing his playing career in Europe. He picked up 209 points (80-129-209) in 237 games with Sportbund DJK Rosenheim and the Berlin Capitals in Germany from 1996-01 and recorded 41 points (22-19-41) in 38 for Milano in the Italian League in 2001-02.

Jim and his wife have three children: Trivia, Talon and Tuscan.

2014-15 DETROIT RED WINGS COACHING STAFF



ANDREW BREWER

Assistant Coach

Andrew Brewer enters his first season with the organization after being hired as an assistant coach on July 30, 2014. Brewer will take on the team's video coaching responsibilities,

including analyzing upcoming opponents through video scouts, capturing and editing video during games to communicate to the rest of the coaching staff and researching and providing statistics.

Brewer, 28, spent the previous three years with Hockey Canada, serving as the organization's video coach for vari-

ous international events, most recently working with Mike Babcock for Canada's gold-medal team at the 2014 Winter Olympics in Sochi, Russia. Since joining the organization in 2011, Brewer has served on Canada's coaching staff for the 2012, 2013 and 2014 IIHF World Championships and World Junior Championships, along with other Hockey Canada events including the Canada-Russia Challenge, CHL Subway Series, Deutschland Cup and World Sledge Hockey Challenge.

Before his time with Hockey Canada, Brewer spent three seasons as an assistant coach at the University of New Brunswick, helping the club win the Canadian Interuniversity Sport's University Cup as national champions in 2009 and 2011.

Andrew and his wife, Patricia, have a son named Nicholas.



JIM BEDARD

Goaltending Coach

Goaltending coach Jim Bedard enters his 18th season with the Red Wings. In his position, Bedard works with goaltenders at every level within the team's system, splitting time between Detroit, Grand Rapids and Toledo.

He also scouts goaltenders currently playing in the minors, as well as the junior and college ranks. Bedard has contributed to three Stanley Cup championships during his time with the Red Wings (1998, 2002 and 2008).

Bedard played his junior hockey for the Sudbury Wolves of the Ontario Hockey League and was drafted by the Washington Capitals in the 1976 National Hockey League Entry

Draft with their sixth selection (91st overall). He played in the Washington organization for five years, two of which were spent at the NHL level. His NHL statistics include 73 games played, a 17-40-13 record, a 3.94 GAA and one shutout. Bedard spent the majority of his playing career with the Hershey Bears of the American Hockey League, but also played for the Cincinnati Stingers (CHL), Rochester Americans (AHL), Tulsa Oilers (CHL) and Dayton Gems (IHL). Following his time with the Washington organization, Bedard spent 14 seasons in Europe playing for TPS in Turku, Finland.

At the conclusion of his playing days, Bedard began his coaching career working with goalies in the Ontario Hockey League. He worked as a goaltending coach for the Niagara Falls Thunder, before moving on as an assistant coach with the Erie Otters. In addition, he served as a goaltending consultant for various elite league teams in Europe.

Bedard, 57, spends the off-season in Windsor, Ontario, with his wife, Arja. The couple has one daughter, Seija.

2014-15 DETROIT RED WINGS SCOUTING STAFF



MARK HOWE *Director of Pro Scouting*

Mark Howe enters his 20th year as part of Detroit's front office and his 23rd season overall with the organization. After ending his professional hockey career on September 28, 1995, Howe

joined the Red Wings front office as an assistant to the hockey operations department. In that capacity he began scouting the International Hockey League and American Hockey League. His energies, however, were primarily focused on preparing promising young defensemen within the organization for the National Hockey League at the club's minor league affiliates.

Howe has his name engraved on the Stanley Cup four times. He was a pro scout for Detroit's championship runs in 1997, '98 and '02 and was in his current role as the club's director of pro scouting for the Wings' last title in 2008. Mark has repeated Howe family history as his father, Gordie, won a total of four Stanley Cup titles during his

playing career with the Red Wings (1950, '52, '54 and '55).

Playing first in the World Hockey Association and then in the NHL, Howe finished his career as the second-highest scoring defenseman in professional hockey with 1,246 points (197G-545A-742P in 929 NHL games; 208G-296A-504P in 426 WHA games). Howe played three seasons with the Hartford Whalers and 10 with the Philadelphia Flyers, before returning to his hometown Detroit, inking a free-agent deal with the Red Wings on July 8, 1992. He finished his playing career in the Motor City, appearing in 122 regular-season games and collecting eight goals and 64 points.

Howe was a First Team NHL All-Star defenseman in 1983, '86 and '87. In 1985-86, he led the league with a +85 rating, and followed with a +57 rating to pace all NHL defensemen in 1986-87. He was runner-up for the Norris Trophy in both 1986 and 1987, and was selected to five NHL All-Star Games (1981, '83, '85, '86 and '88). For all of his incredible achievements on the ice, Mark was inducted into the National Hockey League Hall of Fame in the player category on November 14, 2011, in Toronto.

Mark currently resides in New Jersey and has three children: Travis, Nolan and Azia.



GLENN MERKOSKY *Pro Scout*

Glenn Merkosky, 54, begins his 16th season as a member of Detroit's scouting staff and 23rd season overall with the organization. His primary responsibilities


include scouting the American Hockey League and National Hockey League, identifying talent and evaluating players for the organization. Merkosky consults with Detroit's front office

personnel throughout the season regarding players to target via trades or free agency.

During his time with the organization, Merkosky served as both a head coach (1996-99) and an assistant coach (1991-92) for the team's former minor league affiliate, the Adirondack Red Wings. The Edmonton, Alberta, native is also Adirondack's all-time franchise leader in games played (430), goals (204), assists (212) and points (416). Merkosky played in 66 career National Hockey League games for the Hartford Whalers (7), New Jersey Devils (39) and Detroit Red Wings (20).

Glenn resides in Glens Falls, New York, with his wife, Jennifer. They have four children.

2014-15 DETROIT RED WINGS SCOUTING STAFF



BRUCE HARALSON *Pro Scout*

Bruce Haralson enters his sixth campaign as a pro scout for the Detroit Red Wings after spending the previous 13 seasons as an amateur scout with the organization. His primary responsibilities

include scouting National Hockey League clubs based

in the western United States and Canada, along with their American Hockey League affiliates. Bruce is responsible for evaluating talent at the NHL and AHL levels in order to provide input to Red Wings management regarding potential trades and free agent acquisitions. In his previous role, Bruce scouted amateur players in the junior and college ranks playing in the western United States and Canada in advance of the annual NHL Entry Draft.

Bruce and his wife, Lise, live in Lynden, Washington, and spend their summers in Phoenix, Arizona. They have two sons, Jay and Chad.



KIRK MALTBY *Pro Scout*

Kirk Maltby returns for his fifth season as a pro scout with the Detroit Red Wings. The 41-year-old Cambridge, Ontario, native is responsible for evaluating players at both the National Hockey

League and American Hockey League levels currently playing on clubs based in the central United States and Canada. Maltby's input is used by Detroit's management team when considering potential trades and free agent acquisitions. He also assists Detroit's coaching staff with advanced scouting reports on upcoming opponents.

Maltby played 16 seasons in the National Hockey League before retiring on October 12, 2010, and moving into his current role. He was originally a third-round draft pick (65th overall) of the Edmonton Oilers in the 1992 NHL Entry Draft.

He spent parts of three seasons in Edmonton before a trade deadline deal in 1996 brought him to Detroit in exchange for defenseman Dan McGillis. Maltby would spend the rest of his career in the Motor City, playing 908 games in a Red Wings sweater, tied for eighth-most in franchise history (Sergei Fedorov). He finished his career with 128 goals, 132 assists, 260 points and 867 penalty minutes. Maltby also appeared in 169 postseason games for the Red Wings, fifth-most in team history. He won four Stanley Cups while donning the winged wheel (1997, '98, 2002 and '08) and became a fan favorite thanks to his agitating style. He was a member of the infamous 'Grind Line' in Detroit along with teammates Kris Draper and Darren McCarty. Maltby became the 239th player in NHL history to play in 1,000 career games on February 27, 2009, when the Red Wings played host to the Los Angeles Kings at Joe Louis Arena.

Kirk and his wife, Wendy, reside in Grosse Pointe with their three children, Ella, Landon and Leighton.

2014-15 DETROIT RED WINGS SCOUTING STAFF

AMATEUR SCOUTS



TYLER WRIGHT
*Director of
Amateur Scouting*



JEFF FINLEY
Chief Amateur Scout



DAVE KOLB
Amateur Scout



MARIO MAROIS
Amateur Scout



ANDREW DICKSON
Amateur Scout



KELLY HARPER
Amateur Scout



LEN QUESNELLE
Amateur Scout



SAM LITES
Amateur Scout



MARTY STEIN
Amateur Scout

EUROPEAN SCOUTS



HAKAN ANDERSSON
*Director of
European Scouting*



VLADIMIR HAVLUJ
European Scout



NIKOLAI VAKOUROV
European Scout



ARI VOURI
European Scout

TRAINING, EQUIPMENT & MEDICAL STAFF

TRAINERS

PIET VAN ZANT is entering his 13th season as head athletic trainer and 21st overall with the organization. He joined the Red Wings' staff as an assistant athletic trainer for the 1999-00 season after spending six years with Detroit's AHL franchise in Glens Falls, N.Y. Van Zant received a bachelor's degree in athletic training from Central Michigan University in 1993. Piet and his wife, Missy, reside in suburban Detroit with their four children Jared, Dylan, Mikayla and McKenna.

RUSS BAUMANN enters his 13th season with the Red Wings as the club's assistant athletic therapist. The Livonia native graduated from Central Michigan University with a bachelor's degree in athletic training in 1993 and his Master's in physical therapy from Wayne State University in 1999. Russ and his wife, Jennifer, reside in suburban Detroit with their son, Blake, and daughter, Hailey.

EQUIPMENT STAFF

PAUL BOYER enters his 22nd season as equipment manager after joining the Wings for the 1994-95 season following one season with the New Jersey Devils. A native of Sault Ste. Marie, Ontario, Boyer earned a bachelor of science degree from Lake Superior State University, then spent five years as the school's hockey trainer before heading to the National Hockey League. Boyer was selected to work the 2002 NHL All-Star game in Los Angeles. He served seven years as president of the Society of Professional Hockey Equipment Managers (SPHEM). Prior to being named president of SPEHM, Boyer was secretary for four terms. Paul and his wife, Helen, have three children and reside in Grosse Pointe.

JOHN REMEJES enters his seventh season as an assistant equipment manager of the Red Wings. The Mt. Clemens native was part of the game night staff for 14 years, beginning as a stick boy for visiting teams at age 16, prior to his first year as a full-time assistant equipment manager in 2008-09. John attended Central Michigan University and Alma College.

DAN KERSTETTER begins his third season as an assistant equipment manager of the Red Wings and his fifth overall with the team. Dan worked two seasons as a game night staff member, assisting the equipment team during all Red Wings home games prior to moving into his current position. The Grosse Pointe resident earned a Sociology degree from SUNY Albany.

MEDICAL STAFF

The Red Wings' medical staff consists of the club's medical director, **DONALD W. WEAVER, M.D.** (10th year), team physicians **DOUGLAS G. PLAGENS, M.D.** (10th year) and **ANTHONY COLUCCI, D.O.** (24th year), and team dentists **JEFFREY BOOGREN, D.D.S.** (6th year) and **RANDY FREIJ, D.D.S.** (6th year).



PIET VAN ZANT
Athletic Trainer



RUSS BAUMANN
Assistant
Athletic Trainer



PAUL BOYER
Equipment
Manager



JOHN REMEJES
Assistant
Equipment Manager



DAN KERSTETTER
Assistant
Equipment Manager



**SERGEI
TCHEKMAREV**
Team Masseur



**ANTHONY
COLUCCI, D.O.**
Team Physician



**DONALD W.
WEAVER, M.D.**
Team Medical
Director



**DOUGLAS G.
PLAGENS, M.D.**
Team Physician



**DR. JEFFREY
BOOGREN**
Team Dentist



**DR. RANDY
FREIJ**
Team Dentist



**AINARS
TREIGUTS**
Team Masseur

RED WINGS ON AIR (RADIO & TV)

FOX SPORTS DETROIT

All 82 Detroit Red Wings regular-season games will be carried live on both radio and television. Fox Sports Detroit continues to be the television partner of the Red Wings by airing 71 regular-season contests and all first round playoff contests not designated as exclusive national broadcasts. Detroit will be featured exclusively on NBC or NBCSN broadcasts 11 times in 2014-15.

Ken Daniels and former Red Wings forward, Mickey Redmond, return as the Red Wings' TV announce crew with former Red Wings goaltender and three-time Stanley Cup champion Chris Osgood rotating in for Redmond during select road games.

KEN DANIELS begins his 18th season as the Red Wings' television play-by-play announcer, joining the team from Hockey Night In Canada, where he handled play-by-play duties and hosted segments with Don Cherry on Coach's Corner.

While working for CBC, Daniels' diverse sports experience included hosting stints for CBC Sports Weekend and the Indy Car World Series, as well as Formula One Grand Prix coverage and Toronto Blue Jays baseball. Daniels' broadcast resume also includes two Olympic Games (1996 Atlanta and 1988 Seoul) where he covered a wide range of sports including cycling, baseball, canoeing, kayaking, tennis and judo.

In addition to his numerous television assignments for CBC, Daniels was also the voice of morning sports for Toronto's all-sports radio station, The Fan 590, for eight years.

Ken won a Michigan Emmy in 2006 when he called a Red Wings-Ottawa Senators game from between the benches at

Joe Louis Arena. In 2011, he was named the winner of the Detroit Sports Broadcasters Association's Ty Tyson Award for broadcast excellence.

MICKY REDMOND enters his 29th year as color analyst on Red Wings television broadcasts. Redmond is a highly-regarded analyst whose broadcast resume includes work on nationally-televised games for Fox Sports, ESPN (including ESPN International broadcasts of the 1997 and 1998 Stanley Cup Finals) and CBC's Hockey Night In Canada. During the 2001 Stanley Cup Playoffs, Redmond worked with ABC as the sideline reporter for the Detroit broadcasts.

Mickey twice was a 50-goal scorer in five full seasons with Detroit after being acquired from Montréal with Guy Charron and Bill Collins for Frank Mahovlich in January, 1971. He scored 52 goals and made the NHL's First All-Star Team in 1973, then netted 51 the next season to earn a Second-Team berth. He had 233 goals and 195 assists in 538 regular-season games in nine NHL seasons with Montréal and Detroit.

JOHN TUOHEY enters his 18th year as Executive Producer for FOX Sports Detroit telecasts. A native of Detroit and graduate of the University of Michigan, Tuohey returned to his hometown in 1997 to launch FOX Sports Detroit, leaving his own production company in Chicago. He spent ten years as executive producer of SportsChannel Chicago where he earned local Emmys for his work on Blackhawks, Bulls and White Sox telecasts.

97.1 FM THE TICKET

97.1 FM The Ticket (along with WXYT AM 1270) begins its 14th year as the flagship radio station of the Red Wings and will broadcast all of Detroit's regular-season and playoff games.

The radio team of play-by-play announcer Ken Kal and analyst Paul Woods return for their 20th season together behind the microphone of the Wings' flagship station.


KEN KAL begins his 20th season as the radio play-by-play man for the Red Wings. Prior to joining the Detroit organization, Kal handled the play-by-play duties for University of Michigan hockey for 11 years on Ann Arbor AM stations - seven on WTKA after the first four on WAAM, during which time he also covered the Red Wings as a reporter. Born and raised in the city of Detroit, Kal began his radio career immediately following graduation from Wayne State University in 1979 with his first job at WAAM, handling sports and working as an on-air personality.

In addition to his broadcast duties, Kal represents the Red Wings in the community by visiting schools or business

groups, hosting team events and playing for the Wings' charity softball team. Rounding out his administrative duties, Ken also works with the broadcast department to expand the Red Wings radio network and maintain affiliate relations. Kal received the DSBA's Ty Tyson Award for broadcast excellence in 2007. He is also a board member of the Polish-American Sports Hall of Fame. Ken and his wife, Darlene, reside in St. Clair Shores and enjoy boating and spending time with their two dogs.

PAUL WOODS is back for his 28th season as color analyst for the Red Wings, a career which began shortly after the conclusion of his playing days in the NHL. A native of Hespeler, Ont., Woods was drafted by Montréal in 1975. He never played for the Canadiens, but was obtained by Detroit in the 1977 waiver draft. His seven-year stint with the Red Wings began in 1977-78 and ended after the 1983-84 season. A former captain for Detroit, he finished his NHL career with 72 goals and 124 assists in 501 regular-season games.

RED WINGS ON AIR (RADIO & TV)



PAUL WOODS & KEN KAL
97.1 FM Analyst and 97.1 FM Play-by-Play



MICKY REDMOND & KEN DANIELS
Television Analyst - Television Play-by-Play



CHRIS OSGOOD
Television Analyst



JOHN KEATING
Pre-Game Host/Reporter



TREVOR THOMPSON
Post-Game Host/Reporter



JIMMY POWERS
Program Director
97.1 The Ticket-WXYT



JOHN TUOHEY
Executive Producer
Fox Sports Detroit

DETROIT RED WINGS NETWORK AFFILIATES

Covering the entire state of Michigan and beyond...

CITY	STATION	FREQUENCY	CITY	STATION	FREQUENCY
DETROIT	WXYT	97.1 FM/1270 AM	Houghton	WCCY	1400 AM
Detroit	WXYT	97.1 FM	Jackson	WIBM	970 AM
Alpena	WRGZ	96.7 FM	Kalamazoo	WKZO	590 AM
Ann Arbor	WTKA	1050 AM	Lansing	WVFN	730 AM
Big Rapids	WBRN	95.1 FM/107.7 FM/1460 AM	London, ONT	CKSL	1290 AM
Cadillac	WKAD	93.7 FM	Ludington	WWKR	94.1 FM
Charlevoix	WMKT	1230 AM	Newberry	WNBV	1450 AM
Cheboygan	WCHY	97.7 FM	Petoskey	WMBN	1340 AM
Escanaba	WGLQ	97.1 FM	Port Huron	WPHM	1380 AM
Flint	WTRX	1330 AM	Saginaw	WSGW	790 AM
Grand Rapids	WBBL	107.3 FM	Sault Ste. Marie	WSOO	1230 AM
Grayling	WGRY	101.1 FM	Toledo, OH	WLQR	106.5 FM
Holland	WHTC	1450 AM	Traverse City	WCCW	1310 AM

AFFILIATE STATIONS ARE SUBJECT TO CHANGE

RED WINGS GAME STAFF & OFF-ICE OFFICIALS

GAME STAFF

Public Address Announcer	ERICH FREINY
Director of Broadcasting	SHELDON NUEMAN
Broadcast Facilities.....	BOB HILTON
Broadcast Procurement.....	CAROL SARNECKY
NHL Engineering	DANIEL THOMAS
Minister of Statistics and Research.....	GREG INNIS
Game Night Staff Coordinator.....	GARY HINDS
Game Night Staff Volunteers.....	JASON BLADES, DINO HINDS, LARRY KOSIBA, CHIP MOLITOR, JIM OMILIAN, MATT PAVELICH, MARK PERNAK, TOM SHAW, PAUL VOCKLER
Red Wings' Dressing Room Attendant.....	RICK SZUBER
Visitors' Dressing Room Attendants	DAN KERSTETTER, BILL KERSTETTER

NHL OFF-ICE OFFICIALS

Supervisor & Penalty Timekeeper	MIKE HARGRAVES
Game Timekeeper.....	PHIL BLAIN
Official Scorer	BOB DALLOS
Goal Judges.....	STEVE HOSMER, JACK MACROBERT
Penalty Box Attendants.....	DOUG FLEES, LEN PAQUETTE
Scoring System Manager.....	RON HAYES
Real Time Scorers	MIKE BLAIR, DAN HALL, GREG HAMES, KEITH JUNGQUIST, PAUL KOLINSKI, TOM MALLON, MIKE MONDALEK
Commercial Coordinators.....	CHIP MOLITOR, JOHN VIECELI
Video Replay Officials	KEVIN HALL, DENNIS PARISH
Video Replay Technicians.....	REGAL PALLAS, ROB RANCOUR
Arena Technical Coordinators	CHUCK FRIEDMAN, MARTY FOSTER, JASON KING, KEN OLARI



#40 HENRIK
ZETTERBERG

DETROIT RED WINGS

2014-15 PLAYER ROSTER

IT'S MORE 
THAN HOCKEY™
#IMTH

2014-15 DETROIT RED WINGS

8 JUSTIN ABDELKADER

6-1 • 219 lbs. • Left Wing • Shoots Left
 Born: Muskegon, MI – February 25, 1987
 Last Amateur Club: Michigan State University
 (Central Collegiate Hockey Association – NCAA)

BECAME A RED WING: Second round (42nd overall) in 2005 NHL Entry Draft.



CAREER STATS VS. NHL

TEAM	GP	G	A	PTS	PIM
ANA	13	4	1	5	9
ARI	15	0	1	1	12
BOS	8	1	1	2	0
BUF	8	0	3	3	6
CAL	13	2	2	4	10
CAR	6	1	1	2	4
CHI	21	1	3	4	10
COL	14	2	2	4	9
CBJ	23	2	2	4	10
DAL	16	0	3	3	7
EDM	14	2	5	7	22
FLA	8	0	2	2	8
L.A.	15	1	3	4	12
MIN	13	0	3	3	13
MON	6	0	2	2	4
NSH	20	6	1	7	13
NJ	7	0	3	3	0
NYI	5	1	1	2	2
NYR	6	0	1	1	6
OTT	6	0	1	1	0
PHI	6	0	0	0	2
PIT	5	0	1	1	0
STL	24	5	4	9	12
SJ	15	1	1	2	11
TB	7	1	0	1	6
TOR	4	1	0	1	7
VAN	15	6	2	8	30
WSH	9	1	1	2	0
WGP	5	0	0	0	0
TOTAL	327	38	50	88	225

CAREER

Entering his seventh year as a professional and sixth full season in Detroit... Re-signed to a new four-year contract on September 14, 2012...Made his NHL debut with the Red Wings on April 3, 2008 (amateur tryout)...Helped the Michigan State Spartans capture the 2007 NCAA Division I title, scoring game-winning goal in championship game vs. Boston College...Named 2007 NCAA Tournament MVP and Frozen Four Most Outstanding Player...Competed for the United States at the 2012 and 2014 IIHF World Championship...Won a bronze medal with Team USA at 2007 IIHF World Junior Championship...Won 2005 Clark Cup championship with Cedar Rapids.

BY SEASON

2013-14: Set a new career high with 28 points (10-18-28) in 70 regular-season games...Lost 12 games due to injury...Ranked among team leaders with three game-winning goals (T4th), 147 shots (6th) and 21 takeaways (9th)...Led Detroit in hits for the second-straight season (172)...Averaged 15:17 TOI. Established a career best with a four-game point streak (1-3-4) from 11/24-12/1...Skated in his 300th NHL game on 1/18 vs. Los Angeles...Had a pair of two-goal games and scored game-winning goal on 2/3 vs. Vancouver and 4/13 at St. Louis...Captained the United States at the 2014 IIHF World Championship in Minsk, Belarus, notching four points (3-1-4) in six games.

2012-13: One of four Red Wings to skate in all 48 regular season games...Set a new career best with 10 goals...Ranked fifth on the club in goals and led the team with 120 hits...Finished fifth on the team with 96 shots...Averaged a career-high 14:48 TOI during the regular season...Recorded his first career hat trick and a career-high four points on 3/22 at Anaheim...Registered three points (2-1-3) in 12 postseason appearances...Led Detroit with 33 penalty minutes in the playoffs and tied for the team lead with a +4 rating...Tied for 10th in the NHL and led Detroit with 61 hits in the playoffs...Missed two playoff games due to suspension...Averaged 16:57 TOI in the postseason, fourth-best among Detroit forwards.

2011-12: Appeared in a career-high 81 games for Detroit...Missed one game with the flu...Registered career-highs in goals (8), assists (14), points (22) and PIM (62)...Led Detroit forwards and finished second on the team with 148 hits...Won 52.9% of his face-offs taken, second-best on the team...Recorded six fighting majors...Played in his 200th career game on 3/19 vs. Washington...Averaged 12:18 TOI during the regular season...Appeared in all five postseason games...Averaged 12:31 TOI during the postseason...Finished third among Detroit forwards with nine hits in the playoffs...Did not register a postseason point for the second consecutive year.

2010-11: Appeared in a career-high 74 games for the Red Wings... Led all Detroit players with 188 hits...Registered career-highs with seven goals, 12 assists, 19



2014-15 DETROIT RED WINGS

8 JUSTIN ABDELKADER continued



points, 61 PIM and 129 shots on goal...Led Detroit with a +15 rating...Scored first career game-winning goal 11/3 at Calgary...Tied for team lead with three fighting majors... Won 52.8% of face-offs taken in 2010-11...Played in his 100th career game 2/9 vs. Nashville...Averaged 12:18 of ice time per game during regular season...Appeared in all 11 postseason games for Detroit...Did not register a postseason point...Finished playoffs with a -4 rating and 22 PIM.

2009-10: Appeared in a career-high 50 games for Detroit...Registered career highs with three goals, three assists, six points and 35 PIM...Notched his first career regular season point 10/15 vs. Los Angeles (assist)...Scored his first career regular season goal 10/17 vs. Colorado... Had his first career multi-goal game 11/11 at Columbus... Finished third on Detroit with 152 hits despite appearing in just 50 games...Dressed for 11 of Detroit's 12 postseason games in the 2010 Stanley Cup Playoffs...Finished with two postseason points (1-1-2) and 36 PIM...Appeared in 33 games for the Grand Rapids Griffins (AHL), finishing with 24 points (11-13-24), 86 PIM, one PPG, one SHG and a +6 rating...Served as an alternate captain in Grand Rapids.

2008-09: Appeared in two regular season games with Detroit...Did not register a point in two regular season games...Recalled to Detroit 5/8 and played in 10 postsea-

son games for the Red Wings, recording 32 hits...Played in his first career NHL postseason game in Game 5 vs. Anaheim on 5/10, registering his first career postseason point (assist)...Scored his first two career postseason goals in Games 1 and 2 vs. Pittsburgh, becoming the first player in NHL history to score goals in the first two games of a Stanley Cup Final having never previously scored a goal in the NHL (regular season or playoffs)...Made his AHL debut with the Grand Rapids Griffins...Appeared in 76 games, finishing second in team scoring with 52 points, tied for second in goals (24), and fifth in assists (28)... Led team with 102 penalty minutes...Tied for third in goals among AHL rookies...Recorded team-best six goals in 10 games during AHL postseason...Named to the AHL's All-Rookie Team and a finalist for the rookie of the year award, equaling the franchise record for most goals by a rookie (24) and recording the second-most points by a Griffins' rookie.

2007-08: Signed to an amateur tryout by Detroit 4/3, forgoing his final collegiate season...Made his NHL debut vs. Columbus on 4/3, playing 11:20 and recording three shots and three hits...Played two regular season games for the Wings...Was a Black Ace during the 2008 Stanley Cup Playoffs...Appeared in 42 games for Michigan State...

2014-15 DETROIT RED WINGS

8 JUSTIN ABDELKADER continued

Named alternate captain as a junior...Finished second on team in points (40), game-winning goals (5), plus-minus (+15), shots (137), and finished third in assists (21) and goals (19)...Led team with 107 PIM...MSU owned an 18-4-0 record when Abdelkader registered a point...Named to NCAA West Regional All-Tournament Team...CCHA's Best Defensive Forward.

2006-07: Appeared in 38 games for Michigan State...Helped MSU capture the 2007 NCAA Championship, scoring the game-winning goal in the championship game vs. Boston College with 18.9 seconds remaining – the latest a game winner has ever been scored in a NCAA title game...Named 2007 NCAA Championship Tournament MVP and 2007 Frozen Four Most Outstanding Player...Finished third on the team in scoring with 33 points and tied for third on the squad with 18 assists...Led team with 91 penalty minutes.

PERSONAL

Justin resides in his hometown of Muskegon, Mich., during the off-season...He started Michigan State's "Shoot

for a Cure" initiative to help benefit children's cancer charities and remains active with the cause to date...He is also active in the Salvation Army's annual fundraising efforts, serving as a bell ringer over the last four holiday seasons...Justin started the 'Abby's All Stars' reading program for elementary school students across the state of Michigan in 2012-13, hosting one elementary student and his/her guardian at every Red Wings home game...He also visits several elementary schools each year to read 'The Little Engine That Could' to students...Volunteered for the 2014 MI Wings Community Tour this September, visiting the Michigan National Guard Joint Forces Headquarters in Lansing, Mich., signing autographs and meeting National Guard members from the Lansing area, and packed meals for Kids' Food Basket in Grand Rapids, Mich., to help attack childhood hunger through the Sack Supper program...His hockey hero growing up: Steve Yzerman...Favorite musical artist: Rascal Flatts...Favorite food: pasta.

CAREER HIGHLIGHTS

FIRSTS:

FIRST GP:.....04/03/2008 DET 3 VS CBJ 2
 FIRST ASST:.....10/15/2009 DET 5 VS LA 2
 FIRST GOAL:.....10/17/2009 DET 3 VS COL 4
 FIRST GOAL VERSUS:
 ANDERSON, CRAIG.....AT 3:25 OF PERIOD 1

POINTS: 4 (1X).....03/22/2013 DET 5 AT ANA 1 (3G-1A)
 SOG: 7 (1X).....03/23/2011 DET 1 VS VAN 2
 PIM: 9 (1X).....02/08/2012 DET 4 VS EDM 2
 HAT TRICKS:.....3/22/2013 DET 5 AT ANA 1 (3G)
 MULTI-PT GAMES: 13.....04/13/2014 DET 3 AT STL 0 (2G-0A)

MOSTS:

GOALS: 3 (1X).....03/22/2013 DET 5 AT ANA 1
 ASSISTS: 2 (2X).....02/08/2012 DET 4 VS EDM 2

MOST RECENTLY

LONGEST PERSONAL STREAKS:

GOALS: 2 (4X).....02/02/2014 02/03/2014 (3G)
 ASSISTS: 2 (6X).....04/04/2014 04/05/2014 (2A)
 PTS: 4 (1X).....11/24/2013 12/01/2013 (1G-3A)

CAREER STATS

REGULAR SEASON

PLAYOFFS (BOLD)

SEASON	CLUB	LEAGUE	GP	G	A	P	PM	GP	G	A	P	PM
2007-08	DETROIT	NHL	2	0	0	0	0	0	0	0	0	0
2008-09	DETROIT	NHL	2	0	0	0	0	10	2	1	3	0
2009-10	DETROIT	NHL	50	3	3	6	35	11	1	1	2	36
2010-11	DETROIT	NHL	74	7	12	19	61	11	0	0	0	22
2011-12	DETROIT	NHL	81	8	14	22	62	5	0	0	0	2
2012-13	DETROIT	NHL	48	10	3	13	34	12	2	1	3	33
2013-14	DETROIT	NHL	70	10	18	28	31	5	0	2	2	6
DETROIT TOTALS			327	38	50	88	225	54	5	5	10	99
NHL TOTALS			327	38	50	88	225	54	5	5	10	99

2014-15 DETROIT RED WINGS



18 JOAKIM ANDERSSON

6-2 • 207 lbs. • Center • Shoots Left
Born: Munkedal, Sweden – February 5, 1989
Last Amateur Club: Frolunda (Sweden)

BECAME A RED WING: Third round (88th overall) in 2007 NHL Entry Draft.

CAREER STATS VS. NHL

TEAM	GP	G	A	PTS	PIM
ANA	5	1	1	2	2
ARI	5	1	0	1	0
BOS	4	0	3	3	0
BUF	2	0	0	0	0
CAL	4	2	1	3	6
CAR	2	0	0	0	0
CHI	4	0	1	1	0
COL	5	0	1	1	0
CBJ	5	0	0	0	0
DAL	4	1	0	1	0
EDM	4	1	1	2	2
FLA	4	0	0	0	0
L.A.	5	0	0	0	2
MIN	3	0	0	0	2
MON	2	0	0	0	0
NSH	6	0	1	1	0
NJ	3	1	1	2	0
NYI	3	0	0	0	0
NYR	2	0	1	1	0
OTT	4	0	0	0	0
PHI	3	0	1	1	0
PIT	1	0	0	0	0
STL	5	0	0	0	2
SJ	5	0	0	0	0
TB	5	1	0	1	0
TOR	3	1	1	2	0
VAN	5	2	1	3	0
WSH	3	0	0	0	0
WGP	2	0	0	0	2
TOTAL	108	11	14	25	20

CAREER

Entering his seventh professional season and third with Detroit...Re-signed to a new two-year contract on August 6, 2013...Made his NHL debut on December 27, 2011 vs. St. Louis and notched his first two NHL points on February 15, 2013 vs. Anaheim...Won 2013 Calder Cup championship with the Grand Rapids Griffins...Won back-to-back silver medals with Sweden in the 2008 and 2009 IIHF World Junior Championships...Won a gold medal for his country at the 2007 IIHF World U-18 Championship.

BY SEASON

2013-14: Bested his rookie-year totals with eight goals and 17 points in 65 games for Detroit...Missed 12 games due to a foot injury...Won 345 faceoffs to rank second on the team and finished fifth on the club with a 51.4 faceoff percentage...Tallied his third career multi-point game with two points (1-1-2) on 11/2 at Edmonton and registered his first NHL multi-assist game (0-2-2) on 11/27 vs. Boston...Recorded points in back-to-back games on five occasions...Notched his first game-winning goal on 1/4 at Dallas...Averaged 13:29 TOI.

2012-13: Appeared in 38 games for Detroit, notching eight points (3-5-8)...Scored his first NHL goal on 2/15 vs. Anaheim and added his first NHL assist in the same game...Tallied his first two-goal game on 2/24 vs. Vancouver...Averaged 12:05 TOI as a rookie...Skated in all 14 playoff games for Detroit, chipping in five points (1-4-5) and averaging 13:19 TOI...Scored his first NHL postseason goal on 5/27 vs. Chicago...Member of the Calder Cup-champion Grand Rapids Griffins...Named AHL Player of the Week on 1/20 after picking up seven points (2-5-7) in two games...Registered 27 points (10-17-27) in 37 regular season games...Led Grand Rapids with five game-winning goals...Recorded eight points (3-5-8) in 10 AHL playoff games.

2011-12: Skated in five games for Detroit but did not register a point...Made his NHL debut on 12/27 vs. St. Louis...Appeared in 73 games for the Grand Rapids Griffins...Set AHL career highs with 21 goals, 30 assists and 51 points...Ranked sixth on the Griffins in assists and points and sat third in goals...Registered 13 multi-point games...Named an alternate captain for Grand Rapids during the season...Picked up his first-ever hat trick on 4/4 vs. Texas.

2010-11: Suited up in 79 games for the Grand Rapids Griffins in his first full AHL campaign...Posted 22 points (7-15-22) and 30 penalty minutes...Registered a season-best three points (1-2-3) on 12/27 at Chicago.

2009-10: Appeared in 55 games with Frolunda of the Swedish Elite League (SEL)...Recorded 18 points (6-12-18) and placed eighth on the team in scoring...Suited up in seven playoff games and registered three points (1-2-3).

2008-09: Played his first full professional season with Frolunda of the Swedish Elite League...Tallied 12 points (6-6-12) and 22 penalty minutes in 49 games...Also

**IT'S MORE
THAN HOCKEY.**

2014-15 DETROIT RED WINGS

18 JOAKIM ANDERSSON continued



recorded four points (2-2-4) in four games for Boras in second-tier Sweden...Represented Sweden at the World Junior Championship in Ottawa...Won his second straight silver medal...Served as alternate captain for his country...Joined the AHL's Grand Rapids Griffins on a late-season tryout...Registered three points (1-2-3) in 10 playoff games with the Griffins.

PERSONAL

Joakim spends his offseason in Gothenburg, Sweden... He enjoys fishing, watching soccer and playing video games...He hopes to coach hockey after his playing career...Hockey hero as a youth: Peter Forsberg...Favorite food: lasagna...Favorite TV show: How I Met Your Mother... Greatest hockey memory is winning the Swedish junior league championship in back-to-back seasons.

CAREER HIGHLIGHTS

FIRSTS:

FIRST GP:.....12/27/2011 DET 3 VS STL 2
 FIRST GOAL:.....02/15/2013 DET 2 VS ANA 5
 FIRST GOAL VERSUS :
 FASTH, VIKTOR.....AT 3:01 OF PERIOD 2
 FIRST ASST:.....02/15/2013 DET 2 VS ANA 5

MOSTS:

GOALS: 2 (1X).....02/24/2013 DET 8 VS VAN 3
 ASSISTS: 2 (1X).....11/27/2013 DET 6 VS BOS 1

MOST RECENTLY

POINTS: 2 (4X).....11/27/2013 DET 6 VS BOS 1 (0G-2A)
 SOG: 5 (1X).....11/24/2013 DET 3 AT BUF 1
 PIM: 4 (1X).....12/19/2013 DET 3 VS CGY 2
 HAT TRICKS: 0
 MULTI-PT GAMES: 4.....11/27/2013 DET 6 VS BOS 1 (0G-2A)

LONGEST PERSONAL STREAKS:

GOALS: 2 (2X).....12/19/2013 12/21/2013 (2G)
 ASSISTS: 2 (1X).....03/06/2014 03/07/2014 (2A)
 PTS: 2 (6X).....03/29/2014 03/30/2014 (1G-1A)

CAREER STATS

REGULAR SEASON

PLAYOFFS (BOLD)

SEASON	CLUB	LEAGUE	GP	G	A	P	PM	GP	G	A	P	PM
2011-12	DETROIT	NHL	5	0	0	0	0	0	0	0	0	0
2012-13	DETROIT	NHL	38	3	5	8	8	14	1	4	5	10
2013-14	DETROIT	NHL	65	8	9	17	12	1	0	0	0	0
DETROIT TOTALS			108	11	14	25	20	15	1	4	5	10
NHL TOTALS			108	11	14	25	20	15	1	4	5	10

2014-15 DETROIT RED WINGS



17 DANIEL CLEARY

6-0 • 208 lbs. • Right Wing • Shoots Left
Born: Carbonear, Newfoundland – December 18, 1978
Last Amateur Club: Belleville (OHL)

BECAME A RED WING: Signed as a free agent on October 4, 2005.

CAREER STATS VS. NHL

TEAM	GP	G	A	PTS	PIM
ANA	47	9	12	21	33
ARI	45	7	6	13	20
BOS	15	2	2	4	19
BUF	16	0	3	3	10
CAL	48	6	13	19	19
CAR	14	1	5	6	2
CHI	59	5	14	19	22
COL	48	11	9	20	22
CBJ	56	16	12	28	35
DAL	50	5	12	17	18
DET	15	1	4	5	4
EDM	33	7	13	20	14
FLA	16	7	1	8	20
L.A.	50	7	14	21	16
MIN	47	12	15	27	43
MON	15	3	5	8	6
NSH	60	11	17	28	30
NJ	9	1	1	2	2
NYI	11	2	2	4	4
NYR	13	2	3	5	12
OTT	16	1	3	4	10
PHI	12	1	2	3	6
PIT	11	5	2	7	0
STL	67	11	19	30	32
SJ	45	8	9	17	34
TB	14	2	5	7	6
TOR	17	5	3	8	9
VAN	46	11	13	24	26
WSH	12	2	1	3	2
WGP	14	3	1	4	10
TOTAL	921	164	221	385	486

CAREER

Entering his 17th season in the National Hockey League and 10th with Detroit... Has appeared in 921 career games with Detroit (592), Phoenix (68), Edmonton (220) and Chicago (41)...Drafted by Chicago in the first round (13th overall) of the 1997 NHL Entry Draft...Re-signed by Detroit to a one-year deal on July 10, 2014... Became the first native of Newfoundland to win the Stanley Cup in 2008...Has 66 career multi-point games...American Hockey League Second Team All-Star in 2000 (Hamilton)...Ontario Hockey League First Team All-Star in 1996 and 1997 (Belleville).

BY SEASON

2013-14: Limited to just 52 regular-season games due to a knee injury... Registered eight points (4-4-8) and 31 penalty minutes...Also tallied 51 hits, 17 blocked shots and 12 takeaways...Notched his first goal of the season and game-winning goal on 10/14 at Boston...Recorded points in back-to-back games from 10/12-10/14...Played a season-high 18:18 and scored on 1/11 at Los Angeles.

2012-13: One of four Red Wings to appear in all 48 games...Tallied 15 points (9-6-15), finishing seventh on the team in scoring...Finished fourth on the club with 40 penalty minutes and third with five power play goals...Picked up three multi-point games in a four-game span from 2/19-2/24...Skated in his 500th game as a Red Wing on 2/2 at Columbus...Averaged 16:26 TOI...Finished second on the team in the postseason with 10 points (4-6-10) in 14 games...Had points in Games 4-7 of the WCS vs. Chicago.

2011-12: Appeared in 75 games for Detroit...Missed seven games with a knee injury (five from 2/10-2/19 and two from 4/5-4/7)...Finished season with 33 points (12-21-33)...Fired a career-high 199 shots on goal, third on the team...Notched his 200th career assist on 1/12 vs. Phoenix...Averaged 15:58 TOI during regular season...Registered 90 hits, fourth among Detroit forwards...Played in his 800th career game on 2/6 vs. Phoenix...Tallied two power play goals...Appeared in all five postseason games...Averaged 15:10 TOI during playoffs...Did not register a point in the postseason...Tied for third on team with 11 hits in the playoffs.

2010-11: Appeared in 68 games for Detroit...Suffered a broken ankle 12/26/10 at Minnesota and missed 14 games...Notched a career-high 26 goals (second on team)...Third time in career he has reached the 20-goal plateau...Finished the season with a career-high 46 points (26-20-46)...Fourth time in career he has reached the 40-point plateau...Led Detroit with eight game-winning goals...Tallied five power-play goals...Finished third on team with 192 shots on goal...Played in his 700th career game and registered his 300th career point (assist) on 11/30/10 at San Jose...Had a career-best 8-game point streak (8-4-12) from 10/30/10 to 11/17/10...Had career-best 6-game goal scoring streak from 11/15/10-11/17/10...Averaged 16:38 of ice time per game in regular-season...Skated in his 400th game as a Red Wing on 3/3/11 at San Jose...Appeared in all 11 postseason games...Registered six points (2-4-6) in the playoffs...Averaged 17:09 of ice time per game

**IT'S MORE
THAN HOCKEY.**

2014-15 DETROIT RED WINGS



17 DANIEL CLEARY continued

in the postseason...Second on the team with 30 shots on goal in the playoffs.

2009-10: Appeared in 64 games for Detroit...Scored the 100th goal of his NHL career on 11/7 at Toronto...Finished fifth on Detroit with 15 goals and eighth on Detroit with 34 points (15-19-34)...Averaged 17:13 of ice time during the regular season...Missed 12 games from 12/9 through 1/5 with a shoulder injury...Missed four games with a groin injury from 3/27 through 4/3...Finished with a -3 rating, the first time he has finished the season as a minus with Detroit...Appeared in all 12 postseason games for the Red Wings...Notched two postseason points (2-0-2)...Finished the postseason with a +3 rating...Averaged 14:47 of ice time in the playoffs

2008-09: Set a new career high with 26 assists...Played in his 600th career NHL game on Mar. 12 vs. CGY...Finished the season tied for ninth on team with 40 points (14-26-40)...Recorded eight multi-point games...Finished tied for fifth on team in postseason scoring with 15 points (9-6-15)...Led the NHL postseason with a +17 rating...

CAREER HIGHLIGHTS

FIRSTS

FIRST GP: 10/01/1997 CHI 2 AT PHO 6
 FIRST ASST: 10/17/1998 CHI 4 VS DAL 3
 FIRST GOAL: 10/19/1998 CHI 2 AT MTL 1
 FIRST GOAL VERSUS:
 THEODORE, JOSE.....AT 5:01 OF PERIOD 1

SOG: 9 (1X).....11/17/2011 DET 2 AT SJ 5
 PIM: 17 (1X).....04/14/2002 EDM 4 AT MIN 2
 HAT TRICKS: 1.....12/28/2006 DET 7 AT CBJ 4 (3G)
 MULTI-PT GAMES: 66.....02/24/2013 DET 8 VS VAN 3 (1G-1A)
 SHOOTOUTS: 2 - 13 (154)
 PENALTY SHOTS: 0 - 0

MOSTS

GOALS: 3 (1X).....12/28/2006 DET 7 AT CBJ 4
 ASSISTS: 3 (1X).....12/17/2011 DET 8 VS LA 2
 POINTS: 3 (8X).....12/17/2011 DET 8 VS LA 2 (0G-3A)

MOST RECENTLY

LONGEST PERSONAL STREAKS

GOALS: 6 (1X).....11/05/2010 11/17/2010 (8G)
 ASSISTS: 5 (1X).....01/21/2002 01/30/2002 (5A)
 PTS: 8 (1X).....10/30/2010 11/17/2010 (8G-4A)

CAREER STATS

REGULAR SEASON

PLAYOFFS (BOLD)

SEASON	CLUB	LEAGUE	GP	G	A	P	PM	GP	G	A	P	PM
1997-98	CHICAGO	NHL	6	0	0	0	0	0	0	0	0	0
1998-99	CHICAGO	NHL	35	4	5	9	24	0	0	0	0	0
1999-00	EDMONTON	NHL	17	3	2	5	8	4	0	1	1	2
2000-01	EDMONTON	NHL	81	14	21	35	37	6	1	1	2	8
2001-02	EDMONTON	NHL	65	10	19	29	51	0	0	0	0	0
2002-03	EDMONTON	NHL	57	4	13	17	31	0	0	0	0	0
2003-04	PHOENIX	NHL	68	6	11	17	42	0	0	0	0	0
2005-06	DETROIT	NHL	77	3	12	15	40	6	0	1	1	6
2006-07	DETROIT	NHL	71	20	20	40	24	18	4	8	12	30
2007-08	DETROIT	NHL	63	20	22	42	33	22	2	1	3	4
2008-09	DETROIT	NHL	74	14	26	40	46	23	9	6	15	12
2009-10	DETROIT	NHL	64	15	19	34	29	12	2	0	2	4
2010-11	DETROIT	NHL	68	26	20	46	20	11	2	4	6	6
2011-12	DETROIT	NHL	75	12	21	33	30	5	0	0	0	2
2012-13	DETROIT	NHL	48	9	6	15	40	14	4	6	10	2
2013-14	DETROIT	NHL	52	4	4	8	31	0	0	0	0	0
DETROIT TOTALS			592	123	150	273	293	111	23	26	49	66
NHL TOTALS			921	164	221	385	486	121	24	28	52	76

2014-15 DETROIT RED WINGS

17 DANIEL CLEARY continued

Finished tied for the team lead with three postseason game-winning goals...Scored series clinching goal vs. ANA in Round Two Game Seven on 5/14...Appeared in all 23 postseason games for Detroit.

2007-08: Played in his 500th NHL game Nov. 24 at Columbus...Set a new career high with 42 points despite playing only 63 games (20-22-42)...Had a career high 8 shots on goal Dec. 22 at Minnesota...Suffered a broken jaw Feb. 9 at Toronto and missed 19 games...Registered a season high 3 points twice (1-2-3): Jan. 10 vs. Min and Jan. 19 at San Jose...Played in all 22 postseason games for Detroit...Tallied a shorthanded goal in Game 1 of the Stanley Cup Final vs. Pittsburgh.

2006-07: Established career-highs in goals (20) and points (40)...Appeared in 71 games, posting a career-best plus-seven rating...Tallied a career-high six power play goals...Registered the first hat trick of his career on 12/28/06 at Columbus...Recorded his 100th NHL assist on 3/24/07 vs. St. Louis...Missed 11 games due to a sprained knee (2/24-3/20)...Played in all 18 of Detroit's 2007 playoff games...Ranked fourth among Detroit skaters in scoring during the 2007 playoffs, scoring a career-high 4-8-12...Led the Red Wings in road points in the 2007 playoffs with 2-6-8...Became only the second Red Wings player in franchise history to score on a penalty shot in the playoffs on 4/21/07 in Game 5 of the WCQF vs. Calgary...Led the NHL in shorthanded goals during the Stanley Cup Playoffs with two.

2005-06: Played 77 games in his first season with the Red Wings...Registered his first point as a Red Wing on opening night vs. St. Louis 10/5/05...Tallied two assists twice (11/9/05 at LA, 3/25/06 vs. Columbus) matching a career high...Scored the game-winning goal 2/4/06 at Colorado...Missed three games due to the flu and injury...Played in all six of Detroit's 2006 playoff games and tallied one assist.

2004-05: Played 47 games and tallied 37 points (11-26-37) for Mora IK in the Swedish Elite League.

2003-04: In his first and only season with the Phoenix Coyotes, played 68 games and tallied six goals and 11 assists...Tallied his 100th career point on 1/2/04 at Dallas...Scored a career high three shorthanded goals.

2002-03: Recorded 17 points (4-13-17) with 31 PIM and was plus-five in 57 games in his fourth season with Edmonton...Was plus or even in 45 of 57 games...Scored game-winning goals (his first of the season) vs. Colorado on 11/30/02...Scored all of his points at even strength...Did not miss any games due to injury.

2001-02: In 65 games with Edmonton, tallied 29 points

(10-19-29) and a career high 51 PIM...Led the Oilers with a career high seven-game point streak (1-6-7) from 1/21/02-2/7/02...Played in his 200th NHL game at Anaheim 4/5/02...Missed 14 games following arthroscopic knee surgery to repair meniscus damage.

2000-01: First full season in the NHL saw him register 35 points (14-21-35) and 37 PIM in 81 games...Recorded two goals and seven assists on the power play...Posted four multi-point games...Averaged 12:58 minutes per game...Had a five-game point streak (3-3-6) from 2/24/01-3/7/01...Played in all six of Edmonton's playoff games...Scored a goal and an assist...Recorded his first NHL playoff goal at Dallas.

1999-00: Split the season between Edmonton and Hamilton of the American Hockey League...In 17 games with the Oilers, registered 3-2-5...Made his debut with the Oilers on 10/16/99 vs. Los Angeles and notched a career-high two goals, including the game-winner...Made his Stanley Cup Playoff debut at Dallas on 4/12/00...Played four of Edmonton's five playoff games and recorded one assist.


1998-99: Appeared in 35 games for the Chicago Blackhawks (4-5-9, 24 PIM). Registered his first National Hockey League point against Dallas on October 17, 1998. Scored his first NHL goal on October 19 at Montreal. Traded to Edmonton by Chicago with Chad Kilger, Ethan Moreau and Christian Laflamme for Boris Mironov, Dean McAmmond and Jonas Elofsson on March 20, 1999.

1997-98: Made his National Hockey League debut at Phoenix on October 1, 1997. Appeared in six games for the Chicago Blackhawks (no points).

PERSONAL

Daniel and his wife, Jelena, have two daughters, Elle and Lola...Daniel has participated the Red Wings School Assembly Program, visiting Peck Elementary in Warren to speak with students about the sport of hockey and the importance of health and education...Hockey hero growing up: Gary Roberts...Favorite musical artist: The Killers...Favorite food: steak...Favorite sport besides hockey: golf...Dream golf foursome: Tiger Woods, Jack Nicklaus, Darren Clarke...Started "Cleary's Kids" for the 2014-15 season, where he will host a child who has had or is currently waiting for an organ transplant at each game this season, in partnership with Camp Michitanki and the University of Michigan's Transplant Center...Visited the Detroit Fire Department, Engine 27, during the 2014 MI Wings Community Tour in September, meeting with more than 60 firefighters housed at that station.

2014-15 DETROIT RED WINGS



13 PAVEL DATSYUK

5-11 • 198 lbs. • Center • Shoots Left
Born: Sverdlovsk, Russia – July 20, 1978
Last Amateur Club: AK Bars Kazan

BECAME A RED WING: Sixth round (171st overall) in 1998 NHL Entry Draft.

CAREER STATS VS. NHL

TEAM	GP	G	A	PTS	PIM
ANA	39	16	23	39	15
ARI	43	15	43	58	22
BOS	13	3	8	11	17
BUF	16	8	8	16	6
CAL	42	12	31	43	4
CAR	14	3	5	8	0
CHI	61	15	32	47	14
COL	40	17	26	43	6
CBJ	57	21	46	67	16
DAL	38	15	27	42	4
EDM	42	9	27	36	2
FLA	13	6	11	17	0
L.A.	38	14	16	30	16
MIN	39	9	19	28	12
MON	11	7	2	9	6
NSH	63	21	48	69	14
NJ	11	3	3	6	2
NYI	9	2	5	7	2
NYR	10	3	5	8	0
OTT	13	4	5	9	0
PHI	9	6	6	12	0
PIT	13	4	2	6	2
STL	64	24	50	74	12
SJ	41	8	24	32	10
TB	11	7	7	14	2
TOR	11	1	12	13	0
VAN	38	9	20	29	12
WSH	13	4	12	16	4
WGP	12	6	9	15	6

TOTAL 824 272 532 804 206

CAREER

Entering his 13th NHL season, all with Detroit ... Winner of the Selke Trophy (NHL's best defensive forward) in 2008, 2009 and 2010...Won the Lady Byng Trophy four consecutive seasons (2006-09) becoming just the second player in NHL history to do so...Has been selected to the NHL All-Star Game four times (2004, 2008, 2009, 2012)...Has won two Stanley Cup championships as a member of the Red Wings (2002 and 2008)...Won the NHL Plus-Minus Award in 2008 (+41 rating)...Represented Russia at the 2002, 2006, 2010 and 2014 Winter Olympic Games...Won a gold medal with Russia at the 2012 IIHF World Championship...Hart Trophy (MVP) nominee in 2009...Signed a three-year contract extension on 6/18/13 to keep him in Detroit through 2016-17.

BY SEASON

2013-14: Limited to 45 games played due to injury...Despite games lost, he finished eighth on the team in points with 37 (17-20-37) and led the team with 59 takeaways, which ranked 18th in the NHL...Also ranked among Red Wings leaders with 17 goals (4th), 20 assists (15th), a 13.5 shooting percentage (4th), 12 power-play points (5th) and a 53.4 faceoff percentage (4th)...Averaged 20:16 TOI per game, ranking sixth on the team and second among forwards...Racked up nine points (4-5-9) during season-high five-game point streak from 10/12-10/19...Became the 14th player to skate in 800 games for Detroit on 11/16 at NY Islanders...Scored twice on 11/16 at NY Islanders and once on 12/21 at Toronto to give him a goal against all 29 franchises he's faced...Recorded a season-high three points on 10/12 vs. Philadelphia (1-2-3) and 12/19 vs. Calgary (0-3-3)...Tallied 11 multi-point games...Scored three of Detroit's six postseason goals and led team with five points (3-2-5) in five first-round games against Boston...Captained Russia at 2014 Winter Olympics in Sochi, Russia, and tied for team lead with six points (2-4-6) in five games.

2012-13: Skated in 47 of Detroit's 48 games...Led the team with 49 points (15-34-49), marking the seventh time he has led or tied for the team lead in scoring...Finished first on the club in goals, plus-minus (+21), power play goals (8), game-winning goals (6) and overtime goals (2)...Was second among forwards with 20:10 TOI...Won 55% of his 887 face-offs, best on Detroit and 15th in the NHL...Tied for the NHL lead with 56 takeaways (Jonathan Toews)...Finished 10th overall in scoring...Also ranked among league leaders in assists (8th), plus-minus (9th), power play goals (7th) and game-winning goals (2nd)...Recorded 17 multi-point games...Enjoyed a five-game goal streak, the second-longest of his career, from 2/9-2/19...Recorded overtime goals on 3/15 at Edmonton and 4/5 at Colorado...Picked up his 500th NHL assist on 3/22 at Anaheim during a three-point night (1-2-3)...Racked up eight points (2-6-8) in the final three games of the regular season...Tied for third on the team with nine points (3-6-9) in 14 playoff games...Averaged 20:58 TOI in the postseason...Selke Trophy finalist as the league's best defensive forward...Also appeared in 31 games with the KHL's CSKA Moscow...Finished second on CSKA with 36 points (11-26-36)...Appeared in the KHL All-Star Game.

**IT'S MORE
THAN HOCKEY.**

2014-15 DETROIT RED WINGS



13 PAVEL DATSYUK continued

2011-12: Skated in 70 games for Detroit...Missed 11 games with a knee injury (2/21 - 3/14)...Finished second on the team with 67 points (Zetterberg-69), ending his six-year run of leading the team or tying for the team lead...Led the team with 48 assists...Recorded 21 multi-point games... Led the team with 97 takeaways...Scored 19 goals, his lowest total since the 2002-03 season (12)...Selected to play in his fourth career NHL All-Star Game and was the #1 overall pick in the player draft by Team Chara...Recorded his 700th career point (assist) on 1/16 vs. Buffalo...Skated in his 700th career game 12/31 vs. St. Louis...Wore #24 during the preseason as a tribute to friend and former teammate Ruslan Salei...Led Detroit centers winning 56.2% of his team-high 1,249 face-offs taken (702W-547L)... Tied for fourth on the team with a +21 rating...Scored four power-play goals and five game-winning goals...Went 5-11 (45.4%) in shootouts with one game-deciding goal... Ranked second among Detroit forwards averaging 19:34 TOI per game in the regular season (Zetterberg-19:50)... Appeared in all five postseason games for Detroit...Tied for the team lead with three playoff points (1-2-3)...Finished the postseason with an even rating...Averaged 21:17 TOI in the playoffs...Led Detroit with six postseason takeaways...

CAREER HIGHLIGHTS

FIRSTS

FIRST GP:.....10/04/2001 DET 4 AT SJ 3
 FIRST ASST:.....10/24/2001 DET 4 VS EDM 1
 FIRST GOAL:.....10/30/2001 DET 5 AT CAR 2
 FIRST GOAL VERSUS :
 BARRASSO, TOM.....AT 6:22 OF PERIOD 1

SOG: 10 (1X).....03/11/2008 DET 3 VS CHI 1
 PIM: 15 (1X).....01/10/2004 DET 1 AT BOS 2
 HAT TRICKS:.....NONE
 MULTI-PT GMS: 228.....04/13/2014 DET 3 AT STL 0 (0G-2A)
 SHOOTOUTS: 35 - 80 (.438)
 PENALTY SHOTS: 0 - 2 (.000)

MOSTS

GOALS: 2 (30X) 11/16/2013 DET 4 AT NYI 5
 ASSISTS: 4 (3X) 02/17/2007 DET 4 AT PHO 1
 POINTS: 5 (1X).....01/11/2007 DET 5 AT PHO 1 (1G-4A)

MOST RECENTLY

LONGEST PERSONAL STREAKS

GOALS: 6 (1X).....12/08/2003 12/17/2003 (8G)
 ASSISTS: 9 (1X).....10/22/2005 11/09/2005 (13A)
 PTS: 12 (1X).....02/24/2007 03/22/2007 (5G-13A)

CAREER STATS

REGULAR SEASON

PLAYOFFS (BOLD)

SEASON	CLUB	LEAGUE	GP	G	A	P	PM	GP	G	A	P	PM
2001-02	DETROIT	NHL	70	11	24	35	4	21	3	3	6	2
2002-03	DETROIT	NHL	64	12	39	51	16	4	0	0	0	0
2003-04	DETROIT	NHL	75	30	38	68	35	12	0	6	6	2
2005-06	DETROIT	NHL	75	28	59	87	22	5	0	3	3	0
2006-07	DETROIT	NHL	79	27	60	87	20	18	8	8	16	8
2007-08	DETROIT	NHL	82	31	66	97	20	22	10	13	23	6
2008-09	DETROIT	NHL	81	32	65	97	22	16	1	8	9	9
2009-10	DETROIT	NHL	80	27	43	70	18	12	6	7	13	8
2010-11	DETROIT	NHL	56	23	36	59	15	11	4	11	15	8
2011-12	DETROIT	NHL	70	19	48	67	14	5	1	2	3	2
2012-13	DETROIT	NHL	47	15	34	49	14	14	3	6	9	4
2013-14	DETROIT	NHL	45	17	20	37	6	5	3	2	5	0
DETROIT TOTALS			824	272	532	804	206	145	39	69	108	49
NHL TOTALS			824	272	532	804	206	145	39	69	108	49

2014-15 DETROIT RED WINGS

13 PAVEL DATSYUK continued

Won 55.9% of his 118 face-offs taken in Round One vs. Nashville.

2010-11: Appeared in 56 games for Detroit, the lowest total of his career...Selke Trophy finalist as the NHL's best defensive forward...Missed 19 games from 12/23 - 2/5 with a broken wrist...Missed 7 games from 3/19 - 4/2 with a leg injury...Finished the season with 59 points (23-36-59)...Scored his 200th career goal 10/12 vs. Colorado...Recorded his 600th career point (assist) on 10/28 vs. Phoenix...Recorded his 400th career assist on 11/3/10 at Calgary...Finished tied for 11th in NHL in points-per-game (1.05)...Tied for second on Detroit with five game-winning goals...Second among Red Wings' centers winning 54.6% of face-offs taken...Recorded six power-play goals and one shorthanded goal...Finished season tied for second on team at +11...Led Detroit forwards with a 16.8% shooting percentage...Averaged 19:19 of ice time per game in regular season...Led Detroit with 71 takeaways in just 56 games...Appeared in all 11 postseason games...Led Detroit with 11 assists and 15 points in the playoffs (4-11-15)...Tied for the team lead in postseason goals (4)...Led Detroit with a +10 rating, 38 shots on goal, 55.2% face-off percentage and tied for team lead with two power-play goals in the postseason.

2009-10: Finished tied for the team lead with 70 points (Zetterberg)...Marked the sixth consecutive season he has either led the team in scoring or tied for the team lead, the longest streak in franchise history...Led the NHL with 132 takeaways...Led Detroit with 27 goals...Finished second on Detroit with 43 assists and nine power-play goals...Ranked third on the Wings with a +17 rating...Led all Detroit forward with 20:20 of ice time during the regular season...Appeared in 80 regular season games for Detroit...Led all Detroit centers winning 55.1% of his face-offs taken...Played in the 600th game of his NHL career on 3/30 vs. EDM...Won his third consecutive Selke Trophy as the NHL's best defensive forward...Appeared in all 12 postseason games for Detroit...Finished third on team with 13 postseason points (6-7-13)...Averaged 18:48 of ice time during the 2010 Stanley Cup Playoffs...Represented his native Russia at the 2010 Winter Olympics in Vancouver.

2008-09: Led Detroit in scoring for the fourth consecutive season (32-65-97) joining Steve Yzerman and Gordie Howe as the only players in team history to do so...Set a new career high with 32 goals and tied a career high with 97 points...Finished fourth in NHL scoring (97 pts.) and 5th in assists (65)...Played in his 500th career game 2/13 at CBJ...Recorded his 500th career point 2/25 vs. SJ...Recorded 31 multi-point games...Led team with 36 power-play points...



Finished tied for second on team with 11 power-play goals (Franzen)...Led team and finished third in NHL with a +34 rating...Won his fourth consecutive Lady Byng Trophy becoming just the second player in NHL history to do so...Won his second consecutive Selke Trophy as the NHL's best defensive forward...Named to the NHL's second All-Star team (postseason)...Appeared in 16 postseason games, missing seven due to injury...Finished with nine postseason points (1-8-9) in 16 games.

2007-08: Only member of the Red Wings to appear in all 82 regular season games...Also played in all 22 postseason games for Detroit...Won Selke Trophy as the NHL's best defensive forward...Won third consecutive Lady Byng Trophy...Led the Red Wings in scoring for the third consecutive season, joining Ted Lindsay, Gordie Howe and Steve Yzerman as the only players in franchise history to do so...Led the NHL with a plus-41 rating...Finished fourth in the NHL with 97 points (31-66-97)...Set career highs in goals and assists (31g, 66a)...Registered at least one point in 63 of 82 games...Represented Detroit in the 2008 NHL All-Star Game in Atlanta (1 assist, +2)...Finished fourth in NHL postseason scoring and second on Red Wings (10-13-23)...Registered first career hat trick (regular season or postseason) in Game 3 of the WCF at Dallas.

2006-07: Played in 79 games...Plus-36 rating led Detroit and ranked seventh in the NHL...Tied his career-high for points in a season with 27-60-87...Led Detroit in scoring for the second consecutive season...Led the Red Wings in road scoring for the second consecutive season with 14-27-41...Scored his 100th NHL goal on 2/21/07 vs. Chicago...Set

2014-15 DETROIT RED WINGS

13 PAVEL DATSYUK continued


a career-high for assists in a single game, tallying four assists on three separate occasions (1/11, 1/17, 2/17)... Established a career-high for points in a single game on 1/11/07 at Phoenix, collecting 1-4-5... Missed three games due to a groin injury (1/2-1/6)... Played in all 18 of Detroit's playoff games... Led Detroit in goals (8) and ranked second in points (14) during the 2007 playoffs.

2005-06: Led Detroit in scoring (28-59-87), the most points by a Red Wing since 1996-97... Set career highs in points (87), assists (59) and power-play goals (11)... Ranked 17th in the NHL in scoring and ninth in assists... Led the club in road scoring (15-30-45) ... Finished with a career high +26 rating... Posted a career high nine-game assist streak 10/22/05-11/9/05 (13 assists)... Had ten-game point streaks twice 10/21/05-11/9/05 (4-13-17) and 2/8/06-3/12/06 (6-12--18)... Led Detroit in multi-point games (23)... Registered a career high in points on 1/12/06 vs. Philadelphia (2-2-4)... Recorded his 200th career point 1/8/06 vs. Dallas... First Red Wing to score a shootout goal 12/12/05 vs. Columbus (LeClaire)... Appeared in all six of Detroit's 2006 playoff games, recording three assists and averaging 20:05 per game... Won Lady Byng Trophy... Missed seven games due to a knee injury.

2004-05: Played for Moscow Dynamo of the Russian Elite League (15-20-35) in 47 games and led team with 6-3-9 in 10 playoff games... Represented Russia in both the 2004 World Cup (1-0--1 in 4 games) and 2005 World Championships (3-4--7 in 9 games).

2003-04: Set then career highs in games played (75), goals (30), points (68), penalty minutes (35), PP goals (8) and GWG (4)... Led the Wings in goals and tied with Brett Hull for team lead in points... Scored first career shorthanded goal (unassisted) 12/22/03 vs. St. Louis (Osgood)... 100th career assist came 3/21/04 at Anaheim... First career All-Star game selection... Earned NHL's "Offensive Player of the Month" award for December 2003 by leading all NHL players in goals (12) in 15 December games... Recorded 23 points in December (12 goals, 11 assists)... Appeared in all 12 of Detroit's 2004 playoff games recording six assists and averaging 17:23 per game.

2002-03: Appeared in only 64 games due to knee injury, missed 18 games (12/1/02 through 1/7/03)... Set then career highs in goals (12), assists (39), points (51) and penalty minutes (16)... Played 100th career Detroit/NHL game 1/22/03 at Edmonton... Posted a season high four-point game 3/29/03 at St. Louis scoring one goal and adding three assists finishing the game with a plus-three rating... Represented the Russian National Team in the 2003 World Championships in Finland playing seven games scoring one



goal and four assists.

2001-02: Made NHL debut in Detroit's season opener 10/4/01 at San Jose... First career NHL point was an assist 10/24/01 vs. Edmonton... First career NHL goal came 10/30/01 at Carolina (Barrasso), also added an assist in a 5-2 Detroit victory... Played 70 games scoring two power play goals and one game-winner with only four penalty minutes, the lowest PIM on club for Red Wings with at least 30 games played... Played 21 of Detroit's 23 post-season games in 2002... First career playoff goal was the game-winner 5/2/02 in Game One of Round Two vs. St. Louis (Brent Johnson)... Earned first Stanley Cup Championship in his very first NHL season.

2000-01: Spent the entire season playing for AK Bars Kazan of the Russian Hockey League... Registered 9-18-27... Prior to AK Bars Kazan, he played the previous four seasons for HC Yekaterinburg of the Russian Hockey League.

PERSONAL

Pavel resides in Bloomfield Hills during the hockey season and returns to his native Russia in the summer months... Pavel and his wife have two daughters, Elizabeth and Vasilisa... He is a big supporter of Children's Hospital of Michigan, making numerous donations and frequent stops at the hospital throughout the season... Visited C.S. Mott Children's Hospital in Ann Arbor, Mich., as part of the Red Wings' 2014 MI Wings Community Tour in September... Hosts a family at every Red Wings home game as part of his "Pav's Pals" program, which he started in 2012-13... Pavel also supports the Make-A-Wish Foundation, hosting children at practices each season and was instrumental in the Red Wings organization winning the 2011 Chris Greicius Celebrity Award from the Make-A-Wish Foundation of America.



2014-15 DETROIT RED WINGS

65 DANNY DEKEYSER

6-3 • 190 lbs. • Defense • Shoots Left
Born: Detroit, MI – March 7, 1990
Last Amateur Team: Western Michigan (NCAA)

BECAME A RED WING: Signed as a free agent, March 29, 2013.

CAREER STATS VS. NHL

TEAM	GP	G	A	PTS	PIM
ANA	1	0	0	0	2
ARI	3	0	0	0	0
BOS	3	0	1	1	4
BUF	3	0	2	2	2
CAL	2	0	1	1	0
CAR	2	0	0	0	0
CHI	3	0	0	0	2
COL	3	0	2	2	2
CBJ	3	1	0	1	0
DAL	2	0	0	0	0
EDM	2	0	0	0	2
FLA	3	0	0	0	0
L.A.	3	0	0	0	0
MIN	2	0	0	0	0
MON	4	0	1	1	2
NSH	4	0	1	1	0
NJ	2	0	1	1	0
NYI	2	0	1	1	0
NYR	3	0	1	1	2
OTT	2	0	1	1	2
PHI	2	0	0	0	4
PIT	2	0	2	2	0
STL	2	0	0	0	0
SJ	3	0	0	0	0
TB	3	0	2	2	0
TOR	4	0	2	2	0
VAN	3	0	1	1	2
WSH	3	2	1	3	4
WGP	2	1	0	1	2
TOTAL	76	4	20	24	32

CAREER

Entering his second full NHL season...Re-signed to a two-year contract by Detroit on September 16, 2014...Made his NHL debut on April 5, 2013 at Colorado after joining the team as a free agent on March 29, 2013...Won 2013 Calder Cup championship with the Grand Rapids Griffins...Named CCHA Best Defensive Defenseman in 2012 and 2013...Named to the 2013 CCHA First All-Star Team and NCAA West Second All-American Team...Won 2012 CCHA Championship...Named to the 2012 CCHA Second All-Star Team and NCAA West Second All-American Team...Named to 2011 CCHA All-Rookie Team...Played for the Western Michigan Broncos (NCAA/CCHA) from 2010-13...Named 2013-14 DSBA Red Wings Rookie of the Year.

BY SEASON

2013-14: Logged 23 points (4-19-23) and 30 penalty minutes in 65 games during his first full NHL season, ranking second among Red Wing blueliners in scoring...Ranked among team leaders with 23 points (10th), a +10 rating (4th), one shorthanded goal (2nd) and 116 blocked shots (2nd)...Finished eight among NHL rookie defensemen in points and was second among all rookies in TOI (21:38)...Scored his first NHL goal on 11/4 at Winnipeg (At Montoya)...Posted a pair of three-game point streaks, 10/26-11/1 and 2/8-2/27...Recorded his first multi-point game on 11/15 vs. Washington (1-1-2) and his first multi-assist game on 3/20 vs. Pittsburgh (0-2-2)...Averaged 23:11 TOI in five postseason games...Made his international debut for the United States at the 2014 World Championship in Minsk, Belarus, notching two assists and 16 penalty minutes in eight games.

2012-13: Appeared in 11 regular season games for Detroit after finishing his junior year at Western Michigan...Played in his first NHL game on 4/5 at Colorado...Recorded his first NHL point (assist) on 4/14 at Nashville...Credited with two penalty minutes, nine hits, nine blocked shots, five takeaways and 15 shots...Averaged 18:02 TOI...Skated in two postseason games with Detroit before breaking his thumb...Also appeared in six games for the Calder Cup champion Grand Rapids Griffins during the Calder Cup Finals...Registered one assist and eight penalty minutes...Skated in 32 games for Western Michigan...Contributed 15 points (2-13-15)...Became the third player in CCHA history to receive the Best Defensive Defenseman award in back-to-back seasons and the first since Mike Weaver (1999 and 2000)...Named to the CCHA First All-Star Team and NCAA West Second All-American Team.

**IT'S MORE
THAN HOCKEY.**

2014-15 DETROIT RED WINGS

65 DANNY DeKEYSER continued



2011-12: Skated in 41 games for Western Michigan... Helped his school capture its first-ever CCHA championship...Contributed 17 points (5-12-17)...First Bronco in school history to win CCHA Best Defensive Defenseman...Named to the CCHA Second All-Star Team and NCAA West Second All-American Team.

2010-11: Appeared in 42 games as a freshman with Western Michigan...Finished as the second-highest scoring defenseman on the team with 17 points (5-12-17)...Named to the CCHA All-Rookie Team.

PERSONAL

Attended De La Salle Collegiate High School in Warren, Mich., prior to his collegiate career at Western Michigan University...Majored in communications while in college... Danny will host a military member (active or retired) and guest at every Red Wings home game during the 2014-15 season as part of his charity program "DeKeyser's Hometown Heroes" donating tickets through the Detroit Red Wings Foundation...Volunteered for the 2014 MI Wings Community Tour this September, visiting the Michigan National Guard Joint Forces Headquarters in Lansing, Mich., signing autographs and meeting National Guard members from the Lansing area, and packed meals for Kids' Food Basket in Grand Rapids, Mich., to help attack childhood hunger through the Sack Supper program...Supported the Red Wings School Assembly Program sponsored by the Detroit Red Wings Foundation when he visited DeKeyser Elementary in Sterling Heights, Mich., in March 2014.

CAREER HIGHLIGHTS

FIRSTS

FIRST GP: 04/05/2013 DET 3 AT COL 2
 FIRST ASST: 04/14/2013 DET 3 AT NSH 0
 FIRST GOAL: 11/04/2013 DET 2 AT WPG 4
 FIRST GOAL VERSUS: MONTOYA, AL
 AT 10:05 OF PERIOD 2

MOSTS:

GOALS: 1 (4X) 03/11/2014 DET 1 AT CBJ 4
 ASSISTS: 2 (2X) 04/04/2014 DET 3 VS BUF 2
 POINTS: 2 (3X) 04/04/2014 DET 3 VS BUF 2 (OG-2A)

MOST RECENTLY

SOG: 4 (2X) 03/11/2014 DET 1 AT CBJ 4
 PIM: 2 (16X) 04/08/2014 DET 4 AT BUF 2
 HAT TRICKS: 0
 MULTI-PT GAMES: 3 04/04/2014 DET 3 VS BUF 2 (OG-2A)
 SHOOTOUTS: 0 - 0
 PENALTY SHOTS: 0 - 0

LONGEST PERSONAL STREAKS:

GOALS: 1 (4X) 03/11/2014 03/11/2014 (1G)
 ASSISTS: 3 (2X) 02/08/2014 02/27/2014 (3A)
 PTS: 3 (2X) 02/08/2014 02/27/2014 (OG-3A)

CAREER STATS

REGULAR SEASON

PLAYOFFS (BOLD)

SEASON	CLUB	LEAGUE	GP	G	A	P	PM	GP	G	A	P	PM
2012-13	DETROIT	NHL	11	0	1	1	2	2	0	0	0	0
2013-14	DETROIT	NHL	65	4	19	23	30	5	0	0	0	6
DETROIT TOTALS			76	4	20	24	32	7	0	0	0	6
NHL TOTALS			76	4	20	24	32	7	0	0	0	6

2014-15 DETROIT RED WINGS



52 JONATHAN ERICSSON

6-4 • 221 lbs. • Defense • Shoots Left
Born: Karlskrona, Sweden – March 2, 1984
Last Amateur Club: Sodertalje (SEL)

BECAME A RED WING: Ninth round (291st overall) in the 2002 NHL Entry Draft

CAREER STATS VS. NHL

TEAM	GP	G	A	PTS	PIM
ANA	13	0	2	2	24
ARI	15	1	2	3	2
BOS	6	0	1	1	2
BUF	8	0	1	1	9
CAL	16	0	2	2	8
CAR	4	0	2	2	6
CHI	22	0	6	6	24
COL	16	0	3	3	14
CBJ	22	1	2	3	27
DAL	12	1	1	2	9
EDM	18	3	1	4	21
FLA	7	0	1	1	10
L.A.	12	3	4	7	2
MIN	13	1	2	3	6
MON	5	0	2	2	6
NSH	23	0	2	2	10
NJ	7	0	2	2	11
NYI	6	0	2	2	4
NYR	3	0	1	1	2
OTT	6	0	1	1	6
PHI	7	0	1	1	2
PIT	6	0	0	0	2
STL	27	2	6	8	16
SJ	13	0	2	2	17
TB	5	1	1	2	8
TOR	5	0	0	0	0
VAN	17	1	4	5	8
WSH	7	0	0	0	2
WGP	4	0	0	0	2
TOTAL	325	14	54	68	260

CAREER

Entering his ninth professional season and his seventh in Detroit...Final player chosen in the 2002 NHL Entry Draft (291st overall)...Selected as the 2008-09 Detroit Red Wings Rookie of the Year by the Detroit Sports Broadcasters Association...Represented Sweden at the 2012 IIHF World Championship and won a bronze medal with Team Sweden at the 2010 IIHF World Championship...Named to the PlanetUSA AHL All-Star Team in 2008...Signed to a six-year contract extension on 11/27/13.

BY SEASON

2013-14: Limited to 48 games for Detroit due to injury...Registered 11 points (1-10-11) and ranked seventh on the team with 34 penalty minutes...Also ranked among team leaders with a 21:14 TOI average (3rd), 91 hits (5th) and 46 blocked shots (7th)...Scored his first goal of the season on 10/10 vs. Phoenix...Tallied assists in back-to-back games from 11/27-11/29...Skated in his 300th NHL game on 12/12 at Tampa Bay...Played a season-high 27:08 on 12/21 at Toronto...Represented Sweden at the 2014 Winter Olympics, recording one assist in six games...Suffered a finger injury on 3/18 vs. Toronto and did not return for the postseason.

2012-13: Skated in 45 games for Detroit...Contributed 13 points (3-10-13), tying for second among Red Wings defensemen...Tied for fifth on the team with a +6 rating...Led Red Wings defensemen with 67 hits...Finished second on the team with an average of 21:19 TOI...Posted two multi-point games, 2/1 vs. St. Louis (1-1-2) and 2/24 vs. Vancouver (0-2-2), which was his first-ever two-assist game...Appeared in all 14 playoff games for Detroit...Recorded three points, all assists...Averaged 22:32 TOI in the playoffs...Finished second on the team with 30 hits in the postseason...Also played in four games for Sodertalje in second-tier Sweden, recording one assist, and three games with Vita Hasten in third-tier Sweden, notching three assists.

2011-12: Appeared in 69 games for Detroit...Missed 13 games with a broken wrist from 2/28 through 3/26...Finished the season with 11 points (1-10-11)...Notched a career-high +16 rating...Skated in his 200th career NHL game on 12/30 at Chicago...Tied a career-high with two points (1-1-2) on 11/30 vs. Tampa Bay...Finished fourth on team with 128 hits...Registered 47 PIM and 63 shots on goal...Averaged 17:05 TOI during the regular season...Appeared in all five postseason games...Did not register a point in the playoffs and finished with a -1 rating...Dished out 10 hits and averaged 19:49 TOI in the postseason.

2010-11: Appeared in a career-high 74 games for Detroit...Registered career-highs in points (15), assists (12), PIM (87), shots (89) and plus-minus rating (+8)...Led Detroit with three fighting majors and 87 PIM...Tied a career-high with two points (1-1-2) on 1/15 vs. Columbus...Played in the 100th game of his career on 11/24 at Atlanta...Averaged 18:50 of ice time during the regular-season...Scored one power-play goal (11/6 at Vancouver)...Played in all 11 postseason games...Registered three

**IT'S MORE
THAN HOCKEY.**

2014-15 DETROIT RED WINGS

52 JONATHAN ERICSSON continued



points (1-2-3) in the playoffs...Collected 4 PIM and was -2 in the postseason...Averaged 18:47 of ice time in the postseason.

2009-10: Appeared in a career-high 62 games... Registered career-highs with four goals, nine assists, 13 points and 44 PIM...Averaged 16:42 of ice time during the regular season...Missed 12 games from 12/17 to 1/12 with a knee injury...Recorded three multi-point games (10/15 vs. LA, 10/29 at EDM, 3/26 vs. MIN)...Recorded his first career shorthanded goal on 3/26 vs. MIN...Appeared in all 12 postseason games...Recorded two assists, a +1 rating and 8 PIM during the 2010 Stanley Cup Playoffs...Averaged 14:17 of ice time during the postseason.

2008-09: Appeared in 19 games for Detroit... Finished season with four points (1-3-4)...Averaged 17:40 of ice time in 2008-09 regular season...Set career highs with 3 assists, 4 points and 15 PIM...Appeared in 22 postseason games for Detroit...Missed Game Five vs. CHI in WCF due to emergency appendectomy...Finished 2009 postseason with eight points (4-4-8)...Scored the game-winning goal in his

NHL postseason debut 4/16 vs. CBJ...Averaged 18:43 of ice time in 2009 postseason...Appeared in 40 games for Grand Rapids (AHL)...Registered 15 points (2-13-15) and was +12 for the Griffins.

2007-08: Recalled to Detroit on 2/20...Appeared in 8 games for the Red Wings...Made his NHL debut at Calgary on 2/22, playing 22:39 and finishing 'even'...Scored his first NHL goal at Edmonton on 2/26 (Garon)...Season high 5 shots on goal 3/5 vs. St. Louis...Recalled to Detroit 4/5/08 and was a Black Ace during the 2008 playoffs...Appeared in 69 games for Grand Rapids...Established AHL career highs in goals (10) and points (34).

2006-07: Made his AHL and North American debut with the Grand Rapids Griffins...Appeared in 67 games...Led Grand Rapids defensemen with 24 assists and 29 points... Finished third on the Griffins with 102 penalty minutes... Tied a Griffins franchise record by scoring two power play goals in one period 11/24 vs. Chicago (2nd period)... Recalled to Detroit on 5/3/07 and was a Black Ace during the 2007 playoffs.

2014-15 DETROIT RED WINGS

52 JONATHAN ERICSSON continued



2005-06: Spent majority of the season with Sodertälje of the Swedish Elite League, seeing action as both a defenseman and a center.

PERSONAL

Jonathan and his wife have one daughter, Liv, named in honor of late friend and former teammate Stefan Liv... Resides in Norrköping, Sweden during the off-season... His traditional pre-game meal: chicken breast with pasta and mushroom sauce... Favorite city to visit on the road: Chicago... Favorite musical group: Zac Brown Band... Favorite movie: Man on Fire... Played on 2014 Swedish Olympic Team alongside his older brother, Jimmie... As part of his "52 for the Zoo" charity program, he will donate \$50 to the Detroit Zoological Society during the 2014-15 season, which will fund a scholarship program to send underprivileged kids to a future overnight experience at the zoo... Worked alongside the Motor City Blight Busters during the 2014 MI Wings Community Tour this September in an effort to stabilize and revitalize Detroit neighborhoods... Participated in the Detroit Red Wings School Assembly Program, sponsored by the Detroit Red Wings Foundation, by visiting Plymouth School Scholars Academy in Plymouth, Mich., in November 2013.

CAREER HIGHLIGHTS

FIRSTS

FIRST GP:02/22/2008 DET 0 AT CGY 1
 FIRST GOAL:02/26/2008 DET 3 AT EDM 4
 FIRST GOAL VERSUS:
 GARON, MATHIEUAT 5:42 OF PERIOD 3
 FIRST ASST:03/03/2009 DET 5 AT STL 0

SOG: 5 (2X)04/08/2011 DET 2 VS CHI 4
 PIM: 17 (1X)11/05/2010 DET 3 AT EDM 1

HAT TRICKS: 0
 MULTI-PT GAMES: 702/24/2013 DET 8 VS VAN 3 (0G-2A)
 SHOOTOUTS: 0 - 0
 PENALTY SHOTS: 0 - 0

MOSTS:

GOALS: 1 (14X)10/10/2013 DET 2 VS PHO 4
 ASSISTS: 2 (1X)02/24/2013 DET 8 VS VAN 3
 POINTS: 2 (7X)02/24/2013 DET 8 VS VAN 3 (0G-2A)

LONGEST PERSONAL STREAKS:

GOALS: 1 (14X)10/10/2013 10/10/2013 (1G)
 ASSISTS: 3 (1X)10/24/2009 10/29/2009 (3A)
 PTS: 3 (1X)10/24/2009 10/29/2009 (1G-3A)

CAREER STATS

REGULAR SEASON

PLAYOFFS (BOLD)

SEASON	CLUB	LEAGUE	GP	G	A	P	PM	GP	G	A	P	PM
2007-08	DETROIT	NHL	8	1	0	1	4	0	0	0	0	0
2008-09	DETROIT	NHL	19	1	3	4	15	22	4	4	8	25
2009-10	DETROIT	NHL	62	4	9	13	44	12	0	2	2	8
2010-11	DETROIT	NHL	74	3	12	15	87	11	1	2	3	4
2011-12	DETROIT	NHL	69	1	10	11	47	5	0	0	0	6
2012-13	DETROIT	NHL	45	3	10	13	29	14	0	3	3	2
2013-14	DETROIT	NHL	48	1	10	11	34	0	0	0	0	0
DETROIT TOTALS			325	14	54	68	260	64	5	11	16	45
NHL TOTALS			325	14	54	68	260	64	5	11	16	45

2014-15 DETROIT RED WINGS



93 JOHAN FRANZEN

6-3 • 223 lbs. • Left Wing • Shoots Left
Born: Vetlanda, Sweden – December 23, 1979
Last Amateur Club: Linköpings (Sweden)

BECAME A RED WING: Third round (97th overall) in 2004 NHL Entry Draft

CAREER STATS VS. NHL

TEAM	GP	G	A	PTS	PIM
ANA	24	10	6	16	17
ARI	26	10	6	16	8
BOS	9	0	7	7	8
BUF	12	4	5	9	2
CAL	29	1	8	15	20
CAR	7	17	3	4	6
CHI	49	10	11	21	14
COL	29	15	8	23	14
CBJ	50	15	11	26	28
DAL	25	7	9	16	30
EDM	29	5	8	13	6
FLA	8	2	4	6	0
L.A.	24	7	9	16	8
MIN	28	13	11	24	10
MON	8	2	5	7	2
NSH	42	15	10	25	26
NJ	8	5	3	8	2
NYI	7	2	1	3	4
NYR	6	2	0	2	2
OTT	9	12	0	12	12
PHI	9	4	3	7	8
PIT	9	4	1	5	8
STL	47	14	13	27	78
SJ	24	4	6	10	20
TB	8	2	4	6	4
TOR	5	0	4	4	2
VAN	23	4	4	8	24
WSH	6	3	1	4	2
WGP	7	1	6	7	4

TOTAL 567 180 167 347 369

CAREER

Entering his 10th season in the NHL, all with Detroit...Won his first Stanley Cup championship in 2008...Signed an 11-year contract extension with the Red Wings on April 11, 2009...Has 66 career multi-point games...Represented Sweden at the 2012 IIHF World Championship...Played for Sweden at the 2010 Olympic Winter Games in Vancouver...Won a gold medal with Sweden at the 2006 IIHF World Championship...Named 2005-06 Rookie of the Year by the Detroit Sports Broadcasters Association.

BY SEASON

2013-14: Finished sixth in team scoring with 41 points (16-25-41) in 54 games...Ranked among team leaders with 16 goals (5th), 25 assists (4th), a +6 rating (6th), 40 penalty minutes (4th), seven power-play goals (1st), four game-winning goals (T2nd), 149 shots (5th) and a 10.7 shooting percentage (7th)...Placed third among Red Wings forwards with an average of 17:39 TOI...Scored his first two goals of the season and the first of four game-winning goals on 10/17 at Colorado...Recorded nine points (4-5-9) during a six-game point streak, 11/24-12/6...Named NHL's first star of the week on 3/3 after five points (3-2-5) in two games...Recorded his sixth career hat trick on 2/27 at Ottawa...Tallied a season-high four points (2-2-4) on 3/7 vs. New Jersey...Notched two assists in five playoff games...Named to Sweden's 2014 Olympic roster but withdrew from the event due to injury.

2012-13: Logged 41 games for Detroit...Finished third on the team with 31 points (14-17-31)...Ranked among club leaders with 14 goals (2nd), a +13 rating (3rd), 41 penalty minutes (3rd), six power play goals (2nd) and 116 shots (3rd)...Averaged 18:05 TOI, ranking third on Detroit among forwards...Reached a pair of milestones, appearing in his 500th NHL game on 3/31 vs. Chicago and recording his 300th point with a goal on 4/14 at Nashville...Tallied eight points (3-5-8) over a six-game point streak from 1/25-2/5...Posted a career-high three assists on 2/1 vs. St. Louis...Set a career high with 15 penalty minutes on 2/7 at St. Louis...Racked up seven goals in a seven-game span from 4/12-4/25...Skated in all 14 postseason games...Tied for fifth in playoff scoring with six points (4-2-6)...Led the Red Wings with three power play goals in the playoffs...Ranked fifth on the team and third among forwards with 19:30 TOI.

2011-12: Skated in 77 games for Detroit...Missed five games with a back injury...Led Detroit with 29 goals, 11 power-play goals and 10 game-winning goals...Tied for team lead (Bertuzzi, White) with a +23 rating...Finished season with 56 points (29-27-56)...His 27 assists tied a career-high...Finished second on the team with 211 shots on goal (Zetterberg-267)...Notched his 100th career assist on 10/15 at Minnesota...Appeared in his 400th career NHL game on 10/21 vs. Columbus...Averaged 17:42 TOI in regular season...Appeared in all five postseason games for Detroit...Finished the playoffs with one point (1-0-1) and eight PIM...Tied for second

**IT'S MORE
THAN HOCKEY.**

2014-15 DETROIT RED WINGS



93 JOHAN FRANZEN continued

of ice time in the regular-season...Recorded a career-high five goals on 2/2 at Ottawa...Named the NHL's First Star of the Week for the week ending 2/6...Scored the 100th goal of his career on 11/11 vs. Edmonton...Recorded his 200th career point on 1/26 vs. New Jersey...Appeared in 8 playoff games...Missed three postseason games due to an ankle injury...Registered three playoff points (2-1-3), six PIM and finished -1 in the postseason...Averaged 15:47 of ice time in the playoffs.

2009-10: Appeared in just 27 games for the Red Wings... Missed 55 games with a knee injury...Posted 21 points (10-11-21) and 22 PIM in 2009-10...Replaced teammate Tomas Holmstrom (knee injury) on Team Sweden's roster for the 2010 Winter Olympics in Vancouver...Recorded a career-high four points (2-2-4) on 3/26 vs. Minnesota... Finished third on Detroit with six power-play goals despite appearing in just 27 games...Averaged 18:42 of ice time during the regular season...Won 55.6% of his face-offs taken in the regular season...Led Detroit with 18 points (6-12-18) and 12 assists in 12 postseason games... Scored the second fastest hat trick in Stanley Cup Playoffs history in Round Two Game Four vs. San Jose (3:26; Tim Kerr scored three goals in 3:24 on 4/13/85)...Set a new franchise record registering six points (4-2-6) in Round

on team with 14 postseason shots on goal...Averaged 16:07 TOI during the playoffs...Led Detroit forwards and ranked second on the team with 13 postseason hits.

2010-11: Appeared in 76 games for Detroit...Registered 55 points (28-27-55), 58 PIM, and finished +5 on the season...Led the team in goals (28), tied for team lead in power-play goals (10) and tied for second on team in game-winning goals (5)...Set a new career-high with 27 assists... Finished second on the team with 143 hits...Averaged 17:26

CAREER HIGHLIGHTS

FIRSTS

FIRST GP: 10/05/2005 DET 5 VS STL 1
 FIRST GOAL: 10/13/2005 DET 5 AT LA 2
 FIRST GOAL VERSUS:
 GARN, MATHIEU AT 15:08 OF PERIOD 3
 FIRST ASST: 12/31/2005 DET 5 VS CBJ 2

SOG: 10 (1X) 02/02/2011 DET 7 AT OTT 5
 PIM: 15 (1X) 02/07/2013 DET 5 AT STL 1
 HAT TRICKS: 3 02/27/2014 DET 6 AT OTT 1 (3G)
 MULTI-PT GAMES: 66 04/05/2014 DET 3 AT MTL 5 (0G-2A)
 SHOOTOUTS: 2 - 10 (200)
 PENALTY SHOTS: 0 - 0

MOSTS:

GOALS: 5 (1X) 02/02/2011 DET 7 AT OTT 5
 ASSISTS: 3 (2X) 11/27/2013 DET 6 VS BOS 1
 POINTS: 5 (1X) 02/02/2011 DET 7 AT OTT 5 (6G-0A)

MOST RECENTLY

GOALS: 5 (1X) 02/02/2011 DET 7 AT OTT 5
 ASSISTS: 3 (2X) 11/27/2013 DET 6 VS BOS 1
 POINTS: 5 (1X) 02/02/2011 DET 7 AT OTT 5 (6G-0A)

LONGEST PERSONAL STREAKS:

GOALS: 5 (3X) 10/25/2008 11/17/2008 (5G)
 ASSISTS: 6 (1X) 03/14/2009 03/24/2009 (8A)
 PTS: 8 (1X) 10/18/2008 11/17/2008 (7G-3A)

CAREER STATS

REGULAR SEASON

PLAYOFFS (BOLD)

SEASON	CLUB	LEAGUE	GP	G	A	P	PM	GP	G	A	P	PM
2005-06	DETROIT	NHL	80	12	4	16	36	6	1	2	3	4
2006-07	DETROIT	NHL	69	10	20	30	37	18	3	4	7	10
2007-08	DETROIT	NHL	72	27	11	38	51	16	13	5	18	14
2008-09	DETROIT	NHL	71	34	25	59	44	23	12	11	23	12
2009-10	DETROIT	NHL	27	10	11	21	22	12	6	12	18	16
2010-11	DETROIT	NHL	76	28	27	55	58	8	2	1	3	6
2011-12	DETROIT	NHL	77	29	27	56	40	5	1	0	1	8
2012-13	DETROIT	NHL	41	14	17	31	41	14	4	2	6	8
2013-14	DETROIT	NHL	54	16	25	41	40	5	0	2	2	2
DETROIT TOTALS			567	180	167	347	369	107	42	39	81	80
NHL TOTALS			567	180	167	347	369	107	42	39	81	80

2014-15 DETROIT RED WINGS

93 JOHAN FRANZEN continued

Two Game Four vs. San Jose...Set a new franchise record and tied a NHL record for most points in one period with four (3-1-4) in Round Two Game Four vs. San Jose...Tied a Red Wings franchise record scoring four goals in Round Two Game Four vs. San Jose...Recorded at least one point in 12 straight postseason games, tying the franchise mark held Gordie Howe.

2008-09: Appeared in 71 games for Detroit...Set new career highs in goals (34), assists (25), points (59), plus/minus (+21) and shots on goal (246)...Tied his career high with eight game-winning goals...Signed a new 11-year contract with Detroit on April 11, 2009...Recorded his 100th career point on 12/1 vs. ANA...Had a career high six-game assist streak 3/14 - 3/24...Had a career high nine shots on goal 3/24 at EDM...Appeared in all 23 postseason games for Detroit...Led team with 12 postseason goals...Finished second on team with a new career high 23 postseason points (12-11-23)...Tied for postseason team lead with three game-winning goals and four power-play goals...Scored series clinching goal in Round One Game Four vs. CBJ on 4/23.

2007-08: Appeared in 72 games for Detroit...Established career highs with 27 goals and 38 points...Set a new franchise record for most game-winning goals in one month when he tallied six GWG's during the month of March...Career high 7 game point streak Mar. 2 - Mar. 16...Named the NHL's third star for the month of March after registering 14 goals and 4 assists in 13 games...Played in 16 postseason games for the Red Wings...Franzen (along with Henrik Zetterberg) led the NHL and the Red Wings with a career high and franchise record 13 postseason goals, despite missing six games due to injury...Led the NHL in postseason game-winning goals with five, setting a new Red Wings franchise record...Established a new franchise record with nine goals in Detroit's 4-game sweep of Colorado in the WCSF, the most ever scored by a Red Wing in one playoff series, and the most in a 4-game series in NHL history...Tied a franchise record with two hat tricks in one playoff series registering two against Colorado in the WCSF (Norm Ullman)...Tied a franchise record with goals in five consecutive postseason games (Gordie Howe (2x), Ted Lindsay)...Finished with a career high 18 postseason points (13g, 5 a)...Tied for fourth in NHL with a plus-13 postseason rating.

2006-07: Set then career highs in assists (20) and points (30) despite missing 13 games due to injury...Posted a minus-rating just five times in 69 games...Recorded a then

career high five-game point streak from 2/27-3/6...Scored the game-winning shootout goal on his first career attempt on 3/6 vs. Nashville (T. Vokoun)...Dealt his first career fighting major at Anaheim on 10/18...Played in all 18 of Detroit's postseason games...Established then postseason career highs in goals (3), assists (4) and points (7)...Scored his first career postseason overtime goal in Game 6 of the CQF vs. Calgary, clinching the series victory for Detroit...Plus-eight rating on the road during the 2007 Stanley Cup Playoffs led all NHL skaters.

2005-06: Appeared in 80 games in his rookie campaign and finished plus-four...Was the first Detroit rookie to play in 80 games since Nicklas Lidstrom (1990-91)...Led Detroit rookies in games (80), goals (12) and points (16)...Scored two shorthanded goals 11/9/05 vs. LA and 11/23/05 vs. Colorado...Led Red Wings in shorthanded goals (2)...Registered his first NHL assist 12/31/05 vs. Columbus...Scored his first NHL goal 10/13/05 at LA (game-winner)...Played in all six of Detroit's 2006 playoff games, scoring one goal to go along with two assists...Named the Red Wings 2005-06 Rookie of the Year by the Detroit Sports Broadcasters Association...Missed two games due to a chest injury.

2004-05: Represented Sweden in the 2005 World Championships (1-0-1 in 5 games)...Played with Linkopings of the Swedish Elite League...Finished with 14 points in 43 games and a +8...Signed a one-year, entry level contract with Detroit on August 4, 2005.

2003-04: Enjoyed a breakthrough season with Linkopings and finished with 30 points in 49 games (12-18--30)...Led the Swedish Elite League with a +24...Attended the Red Wings prospect camp in Troy, MI following the NHL Draft where he was Detroit's first selection (third round).

PERSONAL

Johan's nickname is 'The Mule'...He and his wife, Cecilia, have two sons, Eddie Bo and Oliver...The family returns to their native Sweden in the offseason...Johan started "Franzen's Friends" in 2013-14, hosting a Special Olympics athlete and his/her guardian at every Red Wings home game, in partnership with Special Olympics of Michigan...Worked alongside the Motor City Blight Busters during the 2014 MI Wings Community Tour this September in an effort to stabilize and revitalize Detroit neighborhoods.

2014-15 DETROIT RED WINGS



41 LUKE GLENDENING

5-11 • 195 lbs. • Center • Shoots Right
Born: Grand Rapids, MI – April 28, 1989
Last Amateur Team: Michigan Wolverines (CCHA)

BECAME A RED WING: Signed as a free agent on July 5, 2013

CAREER STATS VS. NHL

TEAM	GP	G	A	PTS	PIM
ANA	2	0	1	1	0
ARI	1	0	0	0	0
BOS	2	0	0	0	0
BUF	2	0	1	1	0
CAL	1	0	0	0	0
CAR	1	0	0	0	0
CHI	2	0	0	0	2
COL	2	0	0	0	0
CBJ	3	0	0	0	0
DAL	1	0	0	0	2
EDM	1	0	0	0	0
FLA	3	0	0	0	0
L.A.	2	0	1	1	0
MIN	2	0	0	0	0
MON	3	1	1	2	4
NSH	2	0	0	0	2
NJ	2	0	0	0	2
NYI	2	0	0	0	0
NYR	2	0	0	0	0
OTT	1	0	0	0	2
PHI	2	0	0	0	2
PIT	3	0	0	0	2
STL	2	0	0	0	2
SJ	1	0	1	1	0
TB	4	0	0	0	0
TOR	4	0	0	0	2
VAN	2	0	0	0	0
WSH	2	0	1	1	0
WGP	1	0	0	0	0
TOTAL	56	1	6	7	22

CAREER

Entering his second NHL season and third professional season...Signed to a three-year contract extension on April 5, 2014...2013 Calder Cup champion with the Grand Rapids Griffins...2012 CCHA Best Defensive Forward...2010 CCHA champion with the Michigan Wolverines...Attended East Grand Rapids High School in Grand Rapids, Mich...Made his NHL debut on October 12, 2013...Scored his first NHL goal on April 5, 2014.

BY SEASON

2013-14: Skated in 56 games for Detroit as a rookie...Contributed seven points (1-6-7) and 22 penalty minutes...Finished fourth on the Red Wings with 92 hits and was second among forwards with 38 blocked shots...Made his NHL debut on 10/12 vs. Philadelphia...Recorded his first NHL point with an assist on 12/17 vs. Anaheim...Tallied assists in back-to-back games for the first time from 1/9-1/11...Scored his first NHL goal on 4/5 at Montreal (Carey Price)...Appeared in all five of Detroit's postseason games, scoring a goal and averaging 14:11 TOI...Also had 12 points (5-7-12) in 18 games with the Grand Rapids Griffins.

2012-13: Won the AHL's Calder Cup with the Grand Rapids Griffins, notching 26 points (8-18-26) in 50 regular-season games and 16 points (6-10-16) in 24 postseason games...Started the season with ECHL Toledo, tallying 21 points (14-7-21) in 27 games and earning a selection to the ECHL All-Star Game...Became the first-ever Greater Grand Rapids native to play for the Griffins and scored his first goal on his first shot during his first game on 12/19 vs. Rochester...Shared the AHL postseason rookie scoring title with teammate Riley Sheahan and tied for sixth overall in playoff scoring.

2011-12: Recorded 21 points (10-11-21) in 41 games with the CCHA's Michigan Wolverines as a senior...Became the eighth player to ever captain Michigan in back-to-back seasons...Named the CCHA Best Defensive Forward...Registered his first collegiate hat trick on 10/13 vs. St. Lawrence...Signed a tryout with AHL Providence and made his professional debut on 4/13 vs. Bridgeport.

2010-11: Led Michigan to a CCHA regular-season championship and an appearance in the NCAA championship game, where it fell in overtime to Minnesota-Duluth...Recorded 18 points (8-10-18) in 44 games...Named MVP at the Great Lakes Invitational at Joe Louis Arena after scoring three goals during the tournament.

2009-10: Scored a collegiate career-high 21 points (7-14-21) in 45 games as a sophomore...Named an alternate captain for the Wolverines during the season.

2008-09: Made the Michigan Wolverines as a walk-on and contributed 10 points (6-4-10) in 35 games...Named CCHA Rookie of the Week on 2/14...Won Michigan's Alton D. Simms Award as team's most-improved player.

**IT'S MORE
THAN HOCKEY.**

2014-15 DETROIT RED WINGS

41 LUKE GLENDENING continued



PERSONAL

Lives in Ann Arbor, Mich., during the offseason...Has a degree in political science from the University of Michigan... Volunteered for the 2014 MI Wings Community Tour in September, visiting pediatric patients and adult oncology patients at Covenant HealthCare in Saginaw, Mich., and participating in a school rally at Franklin Elementary School in Cadillac, Mich...Has played in five career outdoor games, three at the University of Michigan, one with Grand Rapids and one with Detroit...Hockey idol as a youth was Steve Yzerman.

CAREER HIGHLIGHTS

FIRSTS

FIRST GP: 10/12/2013 DET 5 VS PHI 2
 FIRST ASST: 12/17/2013 DET 2 VS ANA 5
 FIRST GOAL: 04/05/2014 DET 3 AT MTL 5
 FIRST GOAL VERSUS:
 PRICE, CAREY.....AT 5:47 OF PERIOD 3

SOG: 4 (1X).....01/28/2014 DET 0 AT PHI 5
 PIM: 2 (11X).....04/13/2014 DET 3 AT STL 0
 HAT TRICKS: 0
 MULTI-PT GAMES: 0
 SHOOTOUTS: 0 - 0
 PENALTY SHOTS: 0 - 0

MOSTS:

GOALS: 1 (1X).....04/05/2014 DET 3 AT MTL 5
 ASSISTS: 1 (6X).....04/04/2014 DET 3 VS BUF 2
 POINTS: 1 (7X).....04/05/2014 DET 3 AT MTL 5 (1G-0A)

MOST RECENTLY

LONGEST PERSONAL STREAKS:

GOALS: 1 (1X).....04/05/2014 04/05/2014 (1G)
 ASSISTS: 2 (1X).....01/09/2014 01/11/2014 (2A)
 PTS: 2 (2X).....04/04/2014 04/05/2014 (1G-1A)

CAREER STATS

REGULAR SEASON

PLAYOFFS (BOLD)

SEASON	CLUB	LEAGUE	GP	G	A	P	PM	GP	G	A	P	PM
2013-14	DETROIT	NHL	56	1	6	7	22	5	1	0	1	0
DETROIT TOTALS			56	1	6	7	22	5	1	0	1	0
NHL TOTALS			56	1	6	7	22	5	1	0	1	0

2014-15 DETROIT RED WINGS

50 JONAS GUSTAVSSON

6-3, 192 lbs., Goaltender, Catches Left
Born: Danderyd, Sweden – October 24, 1984
Last Amateur Club: Share BK (Sweden-3)

BECAME A RED WING: Signed as a free agent July 1, 2012.



CAREER

Entering his sixth NHL season and third with Detroit...Signed a one-year contract with Detroit on 6/27/14...Made his NHL debut 10/3/09 at Washington...Won bronze medals with Sweden at the 2009 and 2010 IIHF World Championships...Won a silver medal with Sweden at the 2014 Winter Olympics in Sochi, Russia in his second Olympic appearance...Had a 39-45-15 career NHL record over three seasons with Toronto from 2009-12...Has posted five career NHL shutouts.

BY SEASON

2013-14: Set new career bests with a 2.64 goals against average and a .907 save percentage while posting a 16-5-4 record in 27 appearances...Missed 23 games due to injury...Made a season-high 38 saves on 10/17 at Colorado...Named NHL's 1st star of the week on 10/20 after going 3-0-0 with a 1.67 goals against average and a .953 save percentage...Made 10 regular season appearances before suffering his first regulation loss on 12/7, starting with an 8-0-1 record...Won five-straight starts from



CAREER STATS VS. NHL

**IT'S MORE
THAN HOCKEY.**

TEAM	GP	MIN	GA	SOG	SHO	W	L	OT	PTS%	GAA	SV%
ANA	3	137	8	67	0	2	1	0	0.667	3.5	0.881
ARI	1	60	2	30	0	1	0	0	1.000	2	0.933
BOS	11	616	32	299	1	4	4	1	0.500	3.12	0.893
BUF	8	447	17	213	1	2	3	2	0.429	2.28	0.92
CAL	6	269	18	126	0	1	4	0	0.200	4.01	0.857
CAR	6	323	20	164	0	2	3	1	0.417	3.72	0.878
CHI	3	160	11	81	0	1	1	0	0.500	4.13	0.864
COL	1	60	2	40	0	1	0	0	1.000	2	0.950
CBJ	3	178	7	93	0	1	2	0	0.333	2.36	0.925
DAL	3	188	8	87	0	2	0	1	0.833	2.55	0.908
DET	2	120	4	76	0	2	0	0	1.000	2.00	0.947
EDM	2	86	6	35	0	1	1	0	0.500	4.19	0.829
FLA	9	492	26	257	0	3	5	1	0.389	3.17	0.899
L.A.	1	59	4	32	0	0	1	0	0.000	4.07	0.875
MIN	2	118	5	51	0	1	1	0	0.500	2.54	0.902
MON	10	502	21	220	0	5	3	1	0.611	2.51	0.905
NYI	5	273	10	126	1	2	1	2	0.600	2.2	0.921
NYR	8	477	25	252	0	3	4	1	0.438	3.14	0.901
NSH	3	123	5	54	0	1	0	1	0.750	2.44	0.907
NJ	8	453	21	197	0	5	1	1	0.786	2.78	0.893
OTT	8	468	16	230	0	4	3	0	0.571	2.05	0.93
PHI	4	244	15	117	1	0	3	1	0.125	3.69	0.872
PIT	8	489	29	244	0	2	4	2	0.375	3.56	0.881
SJ	1	65	1	26	0	1	0	0	1.000	0.92	0.962
TB	8	492	19	241	0	4	0	4	0.750	2.32	0.921
TOR	1	65	4	23	0	1	0	0	1.000	3.69	0.826
VAN	4	167	10	90	0	0	2	0	0.000	3.59	0.889
WSH	5	286	14	149	0	2	2	1	0.500	2.94	0.906
WPG	5	283	11	116	1	2	3	0	0.400	2.33	0.905
TOTAL	141	7783	377	3788	5	57	52	20	0.519	2.91	0.900

2014-15 DETROIT RED WINGS

50 JONAS GUSTAVSSON continued



11/21-12/6 and 12/19-1/24...Shared a shutout with Jimmy Howard on 2/3 vs. Vancouver...Suffered just two regulation losses in his final 13 regular-season appearances (8-2-2)...Made his NHL postseason debut on 4/24 vs. Boston, making 37 saves in a Game 4 overtime loss.

2012-13: Suited up in seven games during his debut season for Detroit...Missed 14 games with an injury...Started four games...Posted a 2-2-1 record, a 2.92 goals

against average and .879 save percentage...Made his Red Wings debut in a relief effort on 1/19 at St. Louis, making seven saves on eight shots...Won his first start with the team on 2/28 vs. San Jose...Stopped a season-high 28 shots in a 3-2 win on 3/25 at Phoenix...Appeared in one game with the Grand Rapids Griffins on a conditioning stint...Led Grand Rapids to a 2-1 win on 2/17 vs. Charlotte, making 26 saves on 27 shots.

2011-12: Tied a career-high by playing in 42 games for the Toronto Maple Leafs (started 36)...Posted a 17-17-4 record, a 2.92 goals against average and .902 save percentage...Led the team with 17 wins and a 2.92 GAA...His 17 wins in 2011-12 were a new career-high...Collected a team-high and career-high four shutouts, including three in the month of January (1/5 vs. Winnipeg, 1/10 vs. Buffalo, 1/23 vs. NY Islanders, 3/10 vs. Philadelphia).

2010-11: Played 23 games for the Toronto Maple Leafs...Finished with a 6-13-2 record, 3.29 goals against average and .890 save percentage...Made 29 saves on 30 shots and named first star on 11/18 vs. New Jersey...Stopped a season-high 39 shots on 1/6 vs. St. Louis...Played five games for the Toronto Marlies (AHL)...Compiled a 3-1-1 record with the Marlies, posting a 1.14 goals against average and .955 save percentage.

2009-10: Played 42 games for the Toronto Maple Leafs...Missed five games due to a groin injury (10/10-10/24) and missed eight games due to injury (12/3-12/16)...Made his NHL debut in the second period on 10/3 at Washington...Made his first career start on 10/6 vs. Ottawa...Notched his first NHL win 10/26 at Anaheim...

CAREER HIGHLIGHTS

FIRSTS

FIRST GP:.....10/03/2009 TOR 4 AT WAS 6
 FIRST WIN:.....10/26/2009 TOR 6 AT ANA 3
 FIRST SHUTOUT:.....12/19/2009 TOR 2 VS BOS 0

MOSTS.....MOST RECENTLY

SHOTS FACED: 45 (1X).....11/19/2009 TOR 5 AT CAR 6
 SAVES: 40 (2X).....11/19/2011 TOR 7 VS WAS 1
 GA: 6 (3X).....10/20/2011 TOR 2 AT BOS 6

CAREER SHUTOUTS: 5.....03/10/2012 TOR 0 VS PHI 1

LONGEST PERSONAL STREAKS

LONGEST WIN STREAK: 7 (1X).....03/06/2010 03/27/2010
 STREAK W/OUT REG LOSS: 0 (1X).....03/25/2013 12/06/2013 (9 - 0 - 1)
 LONGEST LOSING STREAK: 3 (3X).....12/08/2010 12/20/2010
 LONGEST WINLESS STREAK: 7 (1X).....03/06/2012 02/19/2013 (0 - 4 - 3)
 LONGEST SHUTOUT SEQUENCE: 113:20.....01/03/2012 01/07/2012

CAREER STATS

REGULAR SEASON

PLAYOFFS (BOLD)

SEASON	CLUB	LEAGUE	GP	W	L	OT	SHO	GA	GAA	GP	W	L	SHO	GA	GAA
2009-10	TORONTO	NHL	42	16	15	9	1	112	2.87	-	-	-	-	-	-
2010-11	TORONTO	NHL	23	6	13	2	0	68	3.29	-	-	-	-	-	-
2011-12	TORONTO	NHL	42	17	17	4	4	112	2.92	-	-	-	-	-	-
2012-13	DETROIT	NHL	7	2	2	1	0	17	2.92	-	-	-	-	-	-
2013-14	DETROIT	NHL	27	16	5	4	0	68	2.63	2	0	2	0	6	2.71
DETROIT TOTALS			34	18	7	5	0	85	2.68	2	0	2	0	0	2.71
NHL TOTALS			141	57	52	20	5	377	2.91	2	0	2	0	6	2.71

2014-15 DETROIT RED WINGS

50 JONAS GUSTAVSSON continued



Posted his first NHL shutout 12/19 vs. Boston...Tied a Toronto franchise record for most consecutive wins by a rookie goaltender with a win in seven straight starts (3/6-3/27)...Nominated by the Toronto chapter of the Professional Hockey Writers Association for the 2010 Bill Masterton award...Played in six games for Sweden at the IIHF World Championship...Finished tournament with a 4-2-0 record, 1.79 goals against average and .937 save percentage...Helped Sweden capture its second consecutive bronze medal.

2008-09: Played 42 games for Farjestads of the Swedish Elite League...Registered four shutouts and led the league with a 1.96 goals against average and .923 save percentage...Played in 13 playoff games for Farjestads...Posted a 1.03 goals against average, a .961 save percentage and five shutouts...Won Swedish Elite League championship with Farjestads...Played five games

for Sweden at the World Championship...Posted a 3-2-0 record, 2.83 GAA and .914 save percentage while helping Sweden capture a bronze medal.

PERSONAL

Jonas and his wife, Emelie, reside in Sweden during the offseason...His nickname is "The Monster"...His favorite hockey memory: Playing for Sweden at the 2010 Olympic Winter Games in Vancouver...His favorite pre-game meal: Pasta... He is active in the Salvation Army's annual fundraising efforts, serving as a bell ringer during the last holiday season...Started "Big Hearts Little Monsters" for the 2014-15 season, which will host a pediatric cardiac patient at each Red Wings home game this season in partnership with Hearts of Hope Michigan and Cardiac Kids...Visited C.S. Mott Children's Hospital in Ann Arbor, Mich., as part of the Red Wings' 2014 MI Wings Community Tour in September.

2014-15 DETROIT RED WINGS



43 DARREN HELM

5-11 • 195 lbs. • Center • Shoots Left
Born: St. Andrews, Manitoba – January 21, 1987
Last Amateur Club: Medicine Hat (WHL)

BECAME A RED WING: Fifth Round (132nd overall) in the 2005 NHL Entry Draft

CAREER STATS VS. NHL

TEAM	GP	G	A	PTS	PIM
ANA	13	1	0	1	2
ARI	12	3	2	5	8
BOS	6	0	1	1	2
BUF	8	4	1	5	2
CAL	12	1	4	5	2
CAR	4	1	0	1	0
CHI	17	0	2	2	4
COL	13	2	5	7	4
CBJ	21	2	4	6	6
DAL	13	2	2	4	8
EDM	14	3	5	8	2
FLA	4	0	1	1	0
L.A.	13	4	3	7	4
MIN	17	3	1	4	4
MON	8	0	2	2	0
NSH	24	2	4	6	2
NJ	4	1	1	2	0
NYI	5	3	3	6	0
NYR	3	0	0	0	0
OTT	6	1	3	4	2
PHI	6	1	0	1	6
PIT	7	0	2	2	0
STL	16	2	4	6	4
SJ	13	2	1	3	0
TB	5	2	1	3	0
TOR	3	3	0	3	4
VAN	13	1	5	6	2
WSH	6	0	1	1	0
WGP	5	0	1	1	0
TOTAL	291	44	59	103	68

CAREER

Entering his eighth professional season and six season with Detroit...Won his first Stanley Cup championship in 2008...Won a gold medal with Team Canada at the 2007 IIHF World Junior Championships...Won a WHL title with Medicine Hat in 2007...Named to the 2007 Memorial Cup All-Star Team...Has recorded 12 career multi-point games.

BY SEASON

2013-14: Matched a career high with 12 goals and produced 20 points despite being limited to 42 regular season games...Scored two of Detroit's three shorthanded goals...Tied for fourth on the team with three game-winning goals and ranked sixth with 147 shots on goal...Placed eighth on the club with 73 hits...Tallied the game-winning goal in his season debut on 11/2 at Edmonton...Scored in three-straight games from 11/21-11/24 and notched six goals over a seven-game span from 11/16-11/29...Was a season-best +4 and scored twice, including the game-winning goal, on 11/29 at NY Islanders...Notched first-ever professional hat trick on 3/29 at Toronto...Matched a personal best with a three-game point streak from 3/27-3/30...Recorded one assist in five playoff games.

2012-13: Limited to just one game for Detroit due to a back injury...Logged 12:27 TOI and recorded two penalty minutes in his season debut on 1/25 vs. Minnesota...Did not return for the postseason.

2011-12: Skated in 68 games for Detroit...Missed four games with a lower body injury (12/30-1/7)...Missed the final 10 games of regular season with a knee injury suffered 3/17 at San Jose...Finished the season with 26 points (9-17-26)...Appeared in his 200th career game on 11/23 vs. Calgary...Notched a career-high three points (1-2-3) on 2/23 vs. Vancouver...Dished out a season-high six hits on 1/23 vs. St. Louis...Finished second among Detroit forwards with 97 hits...Won 51.9% of face-offs taken (403W-374L)...Returned from his knee injury for Detroit's first round playoff series vs. Nashville but played just 3:08 in Game One before suffering a season ending laceration to his right forearm.

2010-11: Appeared in all 82 games for Detroit, a career-high, and just one of two players to do so (Lidstrom)...Registered career-highs in goals (12), assists (20), points (32), plus-minus (+9) and shots (177)...Averaged 13:18 of ice time per game during the regular-season...Finished third among Detroit forwards with 128 hits...Won 52.6% of his 938 face-offs taken...Played in his 100th career game 10/9 at Chicago...Named the Red Wings' Carhartt Hardest Working Player of the Month for March...Appeared in all 11 postseason games...Registered six playoff points (3-3-6)...Scored the game-winning goal in Round Two Game Four vs. San Jose...Averaged 13:28 of ice time in the postseason...Finished the playoffs with +1 rating...Tied for the team lead with 28 postseason hits.

2009-10: Appeared in a career-high 75 games for Detroit...Registered career highs with 11 goals, 13 assists, 24 points and 18 PIM...Led Detroit with three shorthanded goals...Notched two shorthanded goals on 12/31 vs. Colorado, his

**IT'S MORE
THAN HOCKEY.**

2014-15 DETROIT RED WINGS

43 DARREN HELM continued



first career multi-goal game...Led all Detroit forward with 187 hits...Scored his first career regular season goal on 10/29 at Edmonton...Three of his 11 goals

were game-winning goals...Won 51.1% of his face-offs taken during the regular season...Averaged 14:29 of ice time during the regular season...Appeared in all 12 postseason games for Detroit...Registered his only point of the postseason when he scored in Round One Game Six vs. Phoenix...Averaged 13:56 of ice time during the postseason.

2008-09: Appeared in a career high 16 regular season games for Detroit...Recorded his first career NHL regular season point (assist) on 2/15 vs. COL...Averaged 12:25 of ice time in regular season...Appeared in all 23 postseason games for Detroit...Recorded five points (4-1-5) during 2009 postseason...Scored series clinching OT goal vs. CHI in Game Five of the Western Conference Finals...Averaged 12:05 of ice time during postseason...Led Detroit and the NHL with 118 postseason hits...Appeared in 55 games for Grand Rapids (AHL)...Registered 37 points (13-24-37) for the Griffins...Notched four power-play goals and three shorthanded goals in Grand Rapids.

2007-08: Appeared in seven regular season games with Detroit... Made his NHL debut vs. Dallas 3/13, playing 7:00 and finishing 'even'...Did not register a point in seven regular season games...Suffered SC sprain early in Red Wings' training camp and missed entire pre-season... Appeared in 18 postseason games for Detroit...Made his NHL postseason debut in Round One Game Five vs. Nashville after being a healthy scratch for Games One through Four...Notched his first career postseason point

CAREER HIGHLIGHTS

FIRSTS

FIRST GP: 03/13/2008 DET 5 VS DAL 3
 FIRST ASST: 02/15/2009 DET 5 VS COL 6
 FIRST GOAL: 10/29/2009 DET 5 AT EDM 6
 FIRST GOAL VERSUS:
 KHABIBULIN, NIKOLAI...AT 6:15 OF PERIOD 2

MOSTS:

GOALS: 3 (1X) 03/29/2014 DET 4 AT TOR 2
 ASSISTS: 2 (4X) 02/23/2012 DET 3 VS VAN 4
 POINTS: 3 (2X) 03/29/2014 DET 4 AT TOR 2 (3G-0A)

MOST RECENTLY

SOG: 8 (1X) 11/20/2009 DET 1 VS FLA 2
 PIM: 4 (1X) 01/26/2010 DET 4 VS PHO 5
 HAT TRICKS: 1 03/29/2014 DET 4 AT TOR 2 (3G)
 MULTI-PT GAMES: 15 03/29/2014 DET 4 AT TOR 2 (3G-0A)
 SHOOTOUTS: 1 - 2 (500)
 PENALTY SHOTS: 0 - 1 (000)

LONGEST PERSONAL STREAKS:

GOALS: 3 (1X) 11/21/2013 11/24/2013 (3G)
 ASSISTS: 4 (1X) 01/25/2012 02/04/2012 (4A)
 PTS: 4 (1X) 01/25/2012 02/04/2012 (0G-4A)

CAREER STATS

REGULAR SEASON

PLAYOFFS (BOLD)

SEASON	CLUB	LEAGUE	GP	G	A	P	PM	GP	G	A	P	PM
2007-08	DETROIT	NHL	7	0	0	0	2	18	2	2	4	2
2008-09	DETROIT	NHL	16	0	1	1	4	23	4	1	5	4
2009-10	DETROIT	NHL	75	11	13	24	18	12	1	0	1	4
2010-11	DETROIT	NHL	82	12	20	32	16	11	3	3	6	8
2011-12	DETROIT	NHL	68	9	17	26	12	1	0	0	0	0
2012-13	DETROIT	NHL	1	0	0	0	2	0	0	0	0	0
2013-14	DETROIT	NHL	42	12	8	20	14	5	0	1	1	0
DETROIT TOTALS			291	44	59	103	68	70	10	7	17	18
NHL TOTALS			291	44	59	103	68	70	10	7	17	18

2014-15 DETROIT RED WINGS

43 DARREN HELM continued



(assist) in Round 1 Game 6 vs. Nashville....Finished the postseason with 2 goals, 2 assists and a +2 rating.... Averaged 7:30 time on ice per postseason game.... Won his first Stanley Cup championship....Appeared in 67 AHL games with Grand Rapids, registering 16-15-31.... Finished third on the Griffins with 181 shots on goal.


2006-07: Appeared in 59 games for the Medicine Hat Tigers of the Western Hockey League...Finished with 64 points on 25 goals and a career high 39 assists....Led the Tigers in postseason scoring with 10 goals and 22 points (finished second in WHL)....Selected to Memorial Cup All-Star Team....Won a gold medal with Team Canada at the

2006 World Junior Championship in Sweden.

PERSONAL

Darren returns home to St. Andrews, MB, during the off-season....Darren and his girlfriend have one child, Reece...He is active in the Salvation Army's annual fundraising efforts and has served as a bell ringer over the past three holiday seasons...Visited the Detroit Fire Department, Engine 27, during the 2014 MI Wings Community Tour in September, meeting with more than 60 firefighters housed at that station...His hockey hero growing up: Joe Sakic...Favorite food: steak...Favorite sport besides hockey: volleyball.

2014-15 DETROIT RED WINGS



35 JIMMY HOWARD

6-0 • 215 lbs. • Goaltender • Catches Left
 Born: Syracuse, NY – March 26, 1984
 Last Amateur Club: University of Maine
 (Hockey East – NCAA)

BECAME A RED WING: Second round (64th overall) in 2003 NHL Entry Draft.

CAREER

Entering his 10th professional season and his sixth full season with Detroit...First Red Wings goaltender in franchise history to win 35-or-more game in his first three full seasons with the team...Played in his first NHL All-Star Game in 2012, starting for Team Chara at Scotiabank Place in Ottawa on January 29...Finalist for the 2010 Calder Trophy as the NHL's Rookie of the Year...Selected to the NHL All-Rookie Team in 2009-10...Named the 2009-10 Detroit Red Wings Rookie of the Year by the Detroit Sports Broadcasters Association...Member of the American Hockey League All-Rookie Team in 2005-06 while playing for the Grand Rapids Griffins...Holds the University of Maine school records for best single-season and career goals-against average and save percentage...Won a Gold Medal with Team USA at the 2002 IIHF World U-18 Championship in Slovakia...Represented the United States at the 2012 IIHF World Championship and at the 2014 Olympics...Signed a six-year contract extension on April 16, 2013.



CAREER STATS VS. NHL

TEAM	GP	MIN	GA	SOG	SHO	W	L	OT	PTS%	GAA	SV%
ANA	13	779	26	389	3	9	3	1	0.731	2	0.933
ARI	13	800	31	430	1	8	3	2	0.629	2.33	0.928
BOS	5	305	11	166	0	4	1	0	0.800	2.16	0.934
BUF	7	387	9	166	1	6	0	0	1.000	1.4	0.946
CAL	13	781	35	346	0	8	5	0	0.615	2.69	0.899
CAR	4	241	8	114	0	2	2	0	0.500	1.99	0.93
CHI	18	1028	49	503	0	4	8	5	0.382	2.86	0.903
COL	12	686	29	312	0	7	2	2	0.727	2.54	0.907
CBJ	18	1020	35	457	1	10	4	2	0.688	2.06	0.923
DAL	14	844	31	403	1	7	5	2	0.571	2.00	0.923
EDM	13	801	25	348	2	10	1	2	0.846	1.87	0.928
FLA	3	190	4	79	0	2	0	1	0.833	1.26	0.949
L.A.	15	899	36	483	0	9	6	0	0.600	2.40	0.925
MIN	16	978	36	386	1	10	3	3	0.719	2.21	0.907
MON	5	269	14	117	0	3	2	0	0.600	3.12	0.880
NYI	4	212	9	100	1	1	2	1	0.375	2.55	0.910
NYR	5	303	10	195	0	2	2	1	0.500	1.98	0.949
OTT	19	1052	41	493	3	9	7	1	0.559	2.34	0.917
NSH	3	178	7	74	0	1	2	0	0.330	2.36	0.905
NJ	5	254	16	133	0	3	2	0	0.600	3.78	0.88
PHI	3	159	10	94	0	1	2	0	0.333	3.77	0.894
PIT	5	283	11	158	0	3	0	1	0.875	2.33	0.93
SJ	13	753	35	387	1	3	6	4	0.385	2.79	0.91
STL	20	1164	51	590	1	11	7	2	0.600	2.63	0.914
TB	5	303	10	154	1	3	1	1	0.700	1.98	0.935
TOR	5	290	12	121	0	2	1	1	0.625	2.48	0.901
VAN	18	1048	44	507	1	11	5	2	0.667	2.52	0.913
WSH	5	312	18	139	0	2	1	2	0.600	3.46	0.871
WPG	6	305	16	169	0	1	3	1	0.300	3.15	0.905
TOTAL	285	16622	669	8013	18	152	86	37	0.620	2.41	0.917

IT'S MORE THAN HOCKEY.

2014-15 DETROIT RED WINGS

35 JIMMY HOWARD continued



BY SEASON

2013-14: Appeared in 51 games for Detroit, posting a 21-19-11 record, a 2.66 goals against average, a .910 save percentage and two shutouts...Posted a 27-save shutout on 10/21 vs. San Jose and a 29-save shutout on 11/29 at

NY Islanders...Saw 45+ shots in three-of-four starts from 1/4-1/16...Made a season-high 47 saves on 1/16 at NY Rangers...Shared a shutout with Jonas Gustavsson on 2/3 vs. Vancouver (16 saves)...Recorded his 150th NHL win on 4/2 vs. Boston... Finished the season with a 4-1 record, a 2.00 goals against average and a .924 save percentage in his last five regular-season games...Started three post-season games for Detroit, sporting a 2.02 goals against average and a .931 save percentage...Recorded his third career playoff shutout with 25 saves on 4/18 at Boston... Represented the United States at the 2014 Olympic Games in Sochi, Russia, but did not see game action.

2012-13: Started 42 of Detroit's 48 games...Posted a 21-13-7 record with a 2.13 goals against average and a .923 save percentage...Ranked among the NHL's top goaltenders with 42 games played (5th), 21 wins (T-7th), 1,042 saves (T-5th), a 2.13 goals against average (9th), a .923 save percentage (T-9th) and five shutouts (T-1st)... Tied a career best with a 2.13 goals against average... Stopped a league-high three penalty shots...Made his 200th appearance with Detroit on 2/2 at Columbus... Posted his second-highest career shutout total (5) despite a shortened season...Helped Detroit clinch a playoff berth by winning his final four regular-season starts, 4/22-4/27 (two shutouts)...Started all 14 playoff games for Detroit... Finished the postseason with a 7-7-2, a 2.44 goals against

CAREER HIGHLIGHTS

FIRSTS

FIRST GP:11/28/2005 DET 5 AT LA 2
 FIRST WIN:11/28/2005 DET 5 AT LA 2
 FIRST SHUTOUT:12/17/2009 DET 3 VS TB 0

CAREER SHUTOUTS: 1811/29/2013 DET 5 AT NYI 0

LONGEST PERSONAL STREAKS

LONGEST WIN STREAK: 7 (2X)11/19/2011 12/02/2011
 STREAK W/OUT REG LOSS: 22 (1X)03/11/2010 11/05/2010 (19 - 0 - 3)
 LONGEST LOSING STREAK: 7 (1X)12/01/2005 10/24/2009
 LONGEST WINLESS STREAK: 7 (2X)11/04/2013 11/23/2013 (0 - 3 - 4)
 LONGEST SHUTOUT SEQUENCE: 16:0604/25/2013 10/02/2013

MOSTS MOST RECENTLY

SHOTS FACED: 52 (1X)01/07/2010 DET 2 AT LA 1
 SAVES: 51 (1X)01/07/2010 DET 2 AT LA 1
 GA: 6 (2X)02/02/2014 DET 5 AT WAS 6

CAREER STATS

REGULAR SEASON

PLAYOFFS (BOLD)

SEASON	CLUB	LEAGUE	GP	W	L	OT	SHO	GA	GAA	GP	W	L	SHO	GA	GAA
2005-06	DETROIT	NHL	4	1	2	0	0	10	2.99	0	0	0	0	0	-
2007-08	DETROIT	NHL	4	0	2	0	0	7	2.13	0	0	0	0	0	-
2008-09	DETROIT	NHL	1	0	1	0	0	4	4.07	0	0	0	0	0	-
2009-10	DETROIT	NHL	63	37	15	10	3	141	2.26	12	5	7	1	33	2.75
2010-11	DETROIT	NHL	63	37	17	5	2	168	2.79	11	7	4	0	28	2.50
2011-12	DETROIT	NHL	57	35	17	4	6	119	2.13	5	1	4	0	13	2.64
2012-13	DETROIT	NHL	42	21	13	7	5	87	2.13	14	7	7	1	35	2.44
2013-14	DETROIT	NHL	51	21	19	11	2	133	2.66	3	1	2	1	6	2.02
DETROIT TOTALS			285	152	86	37	18	669	2.41	45	21	24	3	115	2.53
NHL TOTALS			285	152	86	37	18	669	2.41	45	21	24	3	115	2.53

2014-15 DETROIT RED WINGS

35 JIMMY HOWARD continued

average and a .924 save percentage...Earned his second career postseason shutout with 28 saves in Game 4 of the Western Conference Semifinals vs. Chicago.

2011-12: Started 57 games for Detroit...Missed 15 games due to a broken finger and groin injuries...Finished the season with a 35-17-4 record...Became the first Red Wings goaltender in franchise history to win 35-or-more games in his first three full seasons with the team...Posted a career-best 2.13 goals-against average and a .920 save percentage...Appeared in his first NHL All-Star Game, starting for Team Chara on January 29 at Scotiabank Place in Ottawa...Notched the 100th victory of his career on 1/12 vs. Phoenix...Started all five postseason games for the Red Wings...Finished with a 1-4 record, 2.64 goals-against average and .888 save percentage.

2010-11: Started 63 games for Detroit...Missed five games due to injury: 10/28 and 10/30 - back, 1/15 - knee, 3/28 and 3/30 - shoulder...Finished with a 37-17-5 record (37 wins tied for third NHL and tied a career-high)...Posted a 2.79 goals-against average and a .908 save percentage...Made a season-high 45 saves in a 3-2 win over the NY Rangers on 2/7...Faced 1,830 shots on goal (allowed 168 goals)...Recorded two shutouts on 10/8 vs. Anaheim and 12/3 at Anaheim...Re-signed to a new two-year deal on 2/28...Stared all 11 postseason games for Detroit...Finished with a 7-4 record, a 2.50 goals-against average (ninth NHL) and a .923 save percentage (eighth NHL)...

2009-10: Appeared in 63 games for Detroit and started 61...Finished with a 37-15-10 record (37 wins tied for eighth NHL)...Finished fifth in the NHL with a 2.26 goals-against average...His .924 save percentage ranked fourth in the NHL...Nominated for the Calder Trophy as the NHL's Rookie of the Year...Recorded his first career shutout on 12/17 vs. Tampa Bay...Finished the season with three shutouts...Made a career high 51 saves 1/7 at Los Angeles (2-1 win)...Became just the fourth goaltender in Red Wings history to win 30-or-more games in his rookie season (Sawchuk, Crozier, Hall)...Started 25 consecutive games from 1/29 through 4/4, the longest streak by a Detroit goaltender since Tim Cheveldae (29) in 1991-92 and longest by a rookie Detroit goaltender since Connie Dion (26) in 1943-44...Named the NHL's Second Star of the Week from 3/22-3/28 posting a 4-0-0 record, 1.22 GAA, .958 SV% and one shutout...Named by Detroit's coaching staff as the 'Carhartt Hardest Working Player of the Month' for the month of March posting a 12-2-1 record, 2.24 GAA, .923 SV% and one shutout...Named the NHL's Second Star of the month for March...Named the NHL's Rookie of the Month for the month of March...Started all 12 postseason games

for Detroit...Finished with a 5-7 record in the postseason, a 2.75 GAA, .915 SV% and one shutout.

2008-09: Appeared in one game for the Red Wings, stopping 24 shots in a loss at Minnesota 2/21...Recalled on 5/8 and was a Black Ace during the 2009 playoffs...Played in 45 games with the Grand Rapids Griffins, posting a 21-18-4 record with a 2.54 GAA, a .916 SV%, and four shutouts...Appeared in 10 games during the 2009 Calder Cup playoffs, sporting a 4-6-0 record with a 2.41 GAA and .900 SV%...Grand Rapids Griffins' recipient of the AHL's Man of the Year award.

2007-08: Played in four games for Detroit in February...Posted a 0-2-0 record with a 2.13 GAA and .926 SV%...Recalled on 4/12 and was a Black Ace during the 2008 NHL playoffs...Played 54 games in Grand Rapids, earning a 21-28-2 record with a 2.83 GAA, .907 SV%, and two shutouts...Named AHL Goaltender of the Month (Dec)...AHL PlanetUSA All-Star Team...Grand Rapids Griffins' recipient of the AHL's Man of the Year award.

2006-07: Appeared in 49 games with the Griffins...Posted a 21-21-3 record with a 2.70 GAA and .911 SV%, matching a franchise record six shutouts...Played in seven playoff games, earning a 3-4 record...Finished fifth among AHL goaltenders in save percentage (.927) and fourth in goals-against average (1.93) in the 2007 Calder Cup playoffs.

2005-06: Played in four games with the Red Wings...Made his NHL debut 11/28 vs. Los Angeles, stopping a penalty shot among a total of 22 to earn his first career victory...Became only NHL netminder to face a penalty shot in each of his first two career games...Posted a 1-2 record with a 2.99 GAA and .904 SV%...Made his AHL debut...Played in 38 games for the Griffins, sporting a 27-6-2 record...Registered a personal 12-game winning streak (2/25-3/31)...Recorded a 2.58 GAA, .910 SV%, and two shutouts...Appeared in 13 games during the AHL playoffs...Posted a 5-7 record with a 3.46 GAA and .885 SV%...Named to AHL All-Rookie Team, becoming the first Griffin player to do so...AHL PlanetUSA All-Star Team...AHL Goaltender of the Month (March).

2004-05: Appeared in 39 games for the University of Maine...Posted a 19-13-7 record with a 1.92 GAA, six shutouts, and .924 save percentage...Named University of Maine MVP...Hockey East all-conference honorable mention.

2003-04: Played in 23 games with the Maine Black Bears...Posted a 14-4-3 record, setting a school record with six shutouts...Set NCAA record for save percentage (.956) and goals-against average (1.19)...Made 63 saves in 2-1 triple-overtime win over Massachusetts in Hockey

2014-15 DETROIT RED WINGS

35 JIMMY HOWARD continued



East championship...Named Hockey East First-Team All-Star...NCAA East Second-Team All-American...Hockey East Championship Tournament MVP.

PERSONAL

Jimmy and his wife, Rachel, have two children...The family lives in Maine during the offseason...Jimmy is the team spokesman for the Arthritis Foundation and is an event co-chair for their annual Jingle Bell Walk/Run for the fourth-straight year and will donate \$50 for every save he makes during the Detroit's Dec. 6 game to the Arthritis

Foundation for its Camp Dakota program...He was also the team's nominee for the 2012 and 2014 NHL Foundation Player Award...Founded "Howard's Heroes" while a member of the Grand Rapids Griffins, and still hosts a patient from Helen DeVos Children's Hospital and their family at each Griffins' home game...Visited C.S. Mott Children's Hospital in Ann Arbor, Mich., as part of the Red Wings' 2014 MI Wings Community Tour in September...Jimmy's hockey hero growing up: Mike Richter...Favorite food: chicken...Favorite sport besides hockey: golf...Dream golf foursome: Jack Nicklaus, Gary Player, Tiger Woods.

2014-15 DETROIT RED WINGS



26 TOMAS JURCO

6-2 • 193 lbs. • Right Wing • Shoots Left
Born: Kosice, Slovakia – December 28, 1992
Last Amateur Team: Saint John Sea Dogs (QMJHL)

BECAME A RED WING: Second round (35th overall) of the 2011 NHL Entry Draft

CAREER STATS VS. NHL

TEAM	GP	G	A	PTS	PIM
ANA	1	1	0	1	0
BOS	1	1	0	1	2
BUF	2	1	0	1	0
CAL	1	0	0	0	2
CAR	1	0	1	1	0
CHI	1	0	1	1	0
COL	1	1	0	1	0
CBJ	1	0	0	0	0
FLA	3	0	1	1	0
L.A.	1	0	0	0	0
MON	4	0	1	1	2
NSH	1	0	0	0	0
NJ	2	0	0	0	0
NYI	1	0	0	0	0
NYR	2	0	0	0	0
OTT	1	1	1	2	0
PHI	1	0	0	0	0
PIT	1	1	0	1	0
STL	2	0	0	0	2
TB	3	1	0	1	2
VAN	2	1	1	2	0
WSH	1	0	0	0	2

TOTAL 36 8 7 15 14

CAREER

Entering his third professional season...Made his NHL debut on December 15, 2013 vs. Tampa Bay...Scored his first NHL goal during his second game on December 17, 2013 vs. Anaheim...2013 Calder Cup champion with the Grand Rapids Griffins...2011 and 2012 QMJHL President's Cup and 2011 CHL Memorial Cup champion with the Saint John Sea Dogs...Represented Slovakia at 2011 and 2012 World Junior Championships and was the youngest player on the 2014 Slovakian Olympic Team.

BY SEASON

2013-14: Split his second professional season between Detroit and Grand Rapids...Totaled 15 points (8-7-15) in 36 games for Detroit...Ranked eighth on the team with two power-play goals and 10th with 67 hits, despite playing only 36 games...Made his NHL debut on 12/15 vs. Tampa Bay and scored his first NHL goal the following game, 12/17 vs. Anaheim (Jonas Hiller)...Added his first multi-point game (1-1-2) on 12/21 at Toronto and added a second on 2/27 at Ottawa (1-1-2)... Scored in back-to-back games for the first time from 4/2-4/4...Also tallied 32 points (13-19-32) in 32 games with the Griffins and was leading the team in scoring at the time of his recall...Recorded his first professional hat trick on 11/16 vs. Rockford... Skated in three postseason games for Detroit (0-0-0) and in eight for Grand Rapids (5-2-7), adding his second pro hat trick on 5/13 vs. Texas...Also represented Slovakia at the 2014 Winter Olympics in Sochi, Russia.

2012-13: Captured the AHL's Calder Cup with the Griffins, marking his third-straight season with a championship...Tallied 28 points (14-14-28) in 74 regular-season games and 14 points (8-6-14) in 24 AHL playoff games...Tied for the AHL's postseason rookie scoring lead...Made his professional debut on 10/12 vs. Milwaukee...Scored his first professional goal on 10/19 at Rochester (David Leggio).

2011-12: Racked up 68 points (30-38-68) in 48 games to help QMJHL Saint John to its third-straight QMJHL Finals appearance and second-straight President's Cup... Tied for second on the team in goals and was fourth in points...Placed fourth on the club with 29 points (13-16-29) in 16 playoff games...Represented Slovakia at the World Junior Championship in Calgary and Edmonton, Alberta, leading the team with eight points (1-7-8) in five games.

2010-11: Helped the Saint John Sea Dogs win the QMJHL President's Cup and CHL Memorial Cup with 56 points (31-25-56) in 60 regular-season games and 18 points (6-12-18) in 19 postseason games...Tied for the league lead with five shootout goals and ranked sixth with a +46 rating...Scored four goals during the CHL Memorial Cup, leading the tournament in that category...Scored one goal in six games with Slovakia at the World Junior Championship in Buffalo, N.Y.

2009-10: Finished fifth on QMJHL Saint John with 51 points (26-25-51) in 64 games...Led the league with nine shootout goals...Placed fifth in scoring among

**IT'S MORE
THAN HOCKEY.**

2014-15 DETROIT RED WINGS

26 TOMAS JURCO continued



league rookies...Recorded 17 points (7-10-17) in 21 playoff games and helped Saint John to the QMJHL Finals.

PERSONAL

Tomas returns to Slovakia in the offseason...His sister, Petra, played hockey for Slovakia during the 2010 Winter Olympics in Vancouver...He reached his league's finals in four straight seasons from 2010-2013, doing so three times with QMJHL Saint John and in 2013 with Grand Rapids... He volunteered for the 2014 MI Wings Community Tour this September, visiting the Michigan National Guard Joint Forces Headquarters in Lansing, Mich., signing autographs and meeting National Guard members from the Lansing area, and packed meals for Kids' Food Basket in Grand Rapids, Mich., to help attack childhood hunger through the Sack Supper program.

CAREER HIGHLIGHTS

FIRSTS

FIRST GP:.....12/15/2013 DET 0 VS TB 3
 FIRST GOAL:.....12/17/2013 DET 2 VS ANA 5
 FIRST GOAL VERSUS:
 HILLER, JONAS.....AT 3:15 OF PERIOD 1
 FIRST ASST:.....12/21/2013 DET 5 AT TOR 4

MOSTS:

GOALS: 1 (8X).....04/09/2014 DET 3 AT PIT 4
 ASSISTS: 1 (7X).....04/11/2014 DET 1 VS CAR 2
 POINTS: 2 (2X).....02/27/2014 DET 6 AT OTT 1 (1G-1A)

MOST RECENTLY

SOG: 5 (2X).....04/04/2014 DET 3 VS BUF 2
 PIM: 2 (7X).....04/05/2014 DET 3 AT MTL 5
 HAT TRICKS: 0
 MULTI-PT GAMES: 202/27/2014 DET 6 AT OTT 1 (1G-1A)
 SHOOTOUTS: 0 - 2 (.000)
 PENALTY SHOTS: 0 - 0

LONGEST PERSONAL STREAKS:

GOALS: 2 (1X).....04/02/2014 04/04/2014 (2G)
 ASSISTS: 1 (7X).....04/11/2014 04/11/2014 (1A)
 PTS: 2 (2X).....04/09/2014 04/11/2014 (1G-1A)

CAREER STATS

REGULAR SEASON

PLAYOFFS (BOLD)

SEASON	CLUB	LEAGUE	GP	G	A	P	PM	GP	G	A	P	PM
2013-14	DETROIT	NHL	36	8	7	15	14	3	0	0	0	0
DETROIT TOTALS			36	8	7	15	14	3	0	0	0	0
NHL TOTALS			36	8	7	15	14	3	0	0	0	0

2014-15 DETROIT RED WINGS



4 JAKUB KINDL

6-3, 216 lbs., Defense, Shoots Left
Born: Sumperk, Czech Republic – February 10, 1987
Last Amateur Club: Kitchener Rangers (OHL)

BECAME A RED WING: First Round (19th overall) in the 2005 NHL Entry Draft.

CAREER STATS VS. NHL

TEAM	GP	G	A	PTS	PIM
ANA	9	0	4	4	2
ARI	12	0	3	3	10
BOS	7	0	1	1	6
BUF	7	1	1	2	4
CAL	7	0	1	1	6
CAR	5	0	0	0	0
CHI	11	0	2	2	4
COL	10	0	2	2	2
CBJ	13	1	1	2	0
DAL	7	0	1	1	11
EDM	10	2	2	4	8
FLA	4	0	2	2	2
L.A.	9	0	1	1	4
MIN	13	0	3	3	6
MON	3	0	0	0	4
NSH	15	1	2	3	12
NJ	4	0	0	0	0
NYI	3	0	1	1	0
NYR	3	0	0	0	2
OTT	5	0	3	3	2
PHI	3	0	0	0	2
PIT	6	1	0	1	2
STL	12	2	2	4	6
SJ	9	1	0	1	2
TB	6	0	2	2	4
TOR	5	0	2	2	4
VAN	10	0	2	2	2
WSH	5	0	2	2	2
WGP	3	0	0	0	4
TOTAL	213	9	40	49	113

CAREER

Entering his eighth professional season and fifth full season with Detroit... Re-signed to a four-year contract extension on June 29, 2013...Made his NHL debut on December 3, 2009 vs. Edmonton...Scored his first career goal on January 20, 2011 at St. Louis...Represented his native Czech Republic at the IIHF World Junior Championships in 2006 and 2007 (team captain) and made his men's national team debut at the 2014 IIHF World Championship.

BY SEASON

2013-14: Skated in a career-high 66 games for the Red Wings...Missed six games due to injury...Tied for third among Detroit blueliners with 19 points (2-17-19), besting his previous NHL best of 13...Ranked ninth on the club with 17:13 TOI and tied for seventh with seven power play points...Played a career-high 26:04 on 10/21 vs. San Jose...Registered his first career multi-point game (1-1-2) on 11/2 at Edmonton...Also registered multiple points on 11/15 vs. Washington (0-2-2), 3/22 at Minnesota (0-2-2), and 3/29 at Toronto (0-2-2)...Was a season-best +3 on 3/27 vs. Montreal and 4/13 at St. Louis...Tallied eight points (1-7-8) and a +9 rating over the final 13 regular-season games...Also debuted for the Czech men's national team at the IIHF World Championship in Minsk, Belarus, tallying three points (1-2-3) and a team-best +4 rating in 10 games.

2012-13: Appeared in 41 games for Detroit...Enjoyed a breakout season and matched his career high with 13 points (4-9-13) despite the shortened season...Posted a +15 rating, ranking second on the team...Tied for second among Red Wings defensemen in scoring...Averaged 18:33 TOI...Credited with 46 hits, second among Detroit blue-liners...Posted a pair of career-best three-game assist streaks, 2/13-2/19 and 3/22-3/25, which also matched his longest point streak...Tallied his first two game-winning goals on 2/7 at St. Louis and 3/7 vs. Edmonton...Set a career-high with a +4 rating on 3/16 at Vancouver...Appeared in all 14 of Detroit's playoff games...Contributed five points (1-4-5), ranking second among Red Wings defensemen...Tied for the team lead with a +4 rating...Averaged 17:43 TOI in the playoffs...Recorded an assist in his NHL postseason debut in Game 1 of the Western Conference Quarterfinals at Anaheim...Scored his first playoff goal with the game-winning tally in Game 4 of the Western Conference Semifinals vs. Chicago... Also appeared in 27 games with HC Pardubice in the Czech Republic's top league, registering 11 points (1-10-11).

2011-12: Skated in a career-high 55 games for Detroit...Finished the season with a career-high 13 points (1-12-13)...Collected a career-high 12 assists...Finished the season with a career-high +7 rating...Appeared in his 100th career NHL game on 3/2 vs. Minnesota...Registered 61 hits and 32 blocked shots on the season... Sent a career-high 69 shots on goal...Averaged 14:03 TOI during the regular season...

**IT'S MORE
THAN HOCKEY.**

2014-15 DETROIT RED WINGS

4 JAKUB KINDL continued



Credited with a season-high 5 hits on 1/25 at Montreal... Recorded his first career fighting major 11/12 vs. Dallas (J. Benn)...Did not dress for any of Detroit's five postseason games vs. Nashville.

2010-11: Appeared in a career-high 48 games for Detroit...Winner of the 2010-11 Detroit Sports Broadcasters Association Rookie of the Year Award...Scored his first career goal on Jan. 20 at St. Louis...Notched his first career assist on Feb. 17 at Tampa Bay...Registered four points (2-2-4), 36 PIM and was -6 on the season...Sent to Grand Rapids on a conditioning loan on Dec. 8...Appeared in 8 games for Grand Rapids, collecting 5 points (1-4-5)...Did not appear in any postseason games for Detroit.

2009-10: Made his NHL debut on 12/3 vs. Edmonton... Appeared in three games for Detroit...Did not register a point, had one shot on goal and was -2 in three games with the Red Wings...Served as a 'black ace' for the third consecutive postseason...Appeared in 73 games for Grand Rapids (AHL)...Registered 33 points (3-30-33) and 59 PIM...His 33 points ranked second among Griffins defensemen (Janik-37)...Led all Griffins blue-liners with 142 shots on goal.

2008-09: Appeared in a career high 78 games for Grand Rapids...Registered 33 points (6-27-33)...Led Griffins defensemen in games played and ranked second in goals, assists and points...Played for the PlanetUSA All-Star Team at the 2009 All-Star Classic...Tied for third on the Griffins with 15 power-play assists...Registered 76 PIM, tops among Grand Rapids defensemen...Registered a career-high three points on 12/21/08 at Rochester...Served as a 'black ace' during Detroit's run to the Stanley Cup Final.

2007-08: His first full season as a professional... Appeared in 75 games for Grand Rapids, tied for tops among Griffins defensemen...Notched 17 points (3-14-17), tied for fourth among Griffins blue-liners...Registered a career-high 82 PIM...Served as a 'black ace' during Detroit's run to the 2008 Stanley Cup championship.

2006-07: Appeared in seven playoff games for Grand Rapids...Named a second team All-Star for Kitchener (OHL)...Led Kitchener with 44 assists and registered a career-high 142 PIM...Runner-up for the OHL Outstanding Defenseman award...Captained the Czech Republic at the World Junior Championship.

2014-15 DETROIT RED WINGS

4 JAKUB KINDL continued



2005-06: Made his professional debut with Grand Rapids appearing in three games...Finished with one assist, two PIM and a -1 rating for Grand Rapids... Finished sixth among OHL defensemen with 58 points (12-46-58)...OHL Defenseman of the Month in November... Played for the Czech Republic at the 2005-06 World Junior Championship.

PERSONAL

Jakub splits the off-season between his hometown of Sumperk, Czech Republic, and Royal Oak, Michigan... Jakub has hosted an adult cancer patient or survivor at Karmanos Cancer Institute and his/her guest at every Red Wings home game since starting "Kindl's Krew" in 2013-14...Volunteered for the 2014 MI Wings Community Tour this September, visiting the Michigan National Guard Joint Forces Headquarters in Lansing, Mich., signing autographs and meeting National Guard members from the Lansing area, and packed meals for Kids' Food Basket in Grand Rapids, Mich., to help attack childhood hunger through the Sack Supper program...His hockey idol as a youth: Nicklas Lidstrom...Favorite musical artists: U2 and Coldplay...Favorite sport besides hockey: tennis...First job: cutting grass.

CAREER HIGHLIGHTS

FIRSTS

FIRST GP:.....12/03/2009 DET 1 VS EDM 4
 FIRST GOAL:.....01/20/2011 DET 4 AT STL 3
 FIRST GOAL VERSUS:
 HALAK, JAROSLAV.....AT 9:50 OF PERIOD 2
 FIRST ASST:.....02/17/2011 DET 6 AT TB 2

SOG: 6 (2X).....11/21/2013 DET 4 VS CAR 3
 PIM: 6 (1X).....02/19/2013 DET 3 AT NSH 4
 HAT TRICKS: 0
 MULTI-PT GAMES: 4....03/29/2014 DET 4 AT TOR 2 (OG-2A)
 SHOOTOUTS: 0 - 0
 PENALTY SHOTS: 0 - 0

MOSTS:

GOALS: 1 (9X).....04/09/2014 DET 3 AT PIT 4
 ASSISTS: 2 (3X).....03/29/2014 DET 4 AT TOR 2
 POINTS: 2 (4X).....03/29/2014 DET 4 AT TOR 2 (OG-2A)

LONGEST PERSONAL STREAKS:

GOALS: 1 (9X).....04/09/2014 04/09/2014 (1G)
 ASSISTS: 3 (2X).....03/22/2013 03/25/2013 (3A)
 PTS: 3 (3X).....03/22/2013 03/25/2013 (OG-3A)


CAREER STATS

REGULAR SEASON

PLAYOFFS (BOLD)

SEASON	CLUB	LEAGUE	GP	G	A	P	PM	GP	G	A	P	PM
2012-13	DETROIT	NHL	31	1	4	5	15	3	0	0	0	0
2013-14	DETROIT	NHL	66	2	17	19	24	4	0	0	0	2
DETROIT TOTALS			213	9	40	49	113	18	1	4	5	12
NHL TOTALS			213	9	40	49	113	18	1	4	5	12

2014-15 DETROIT RED WINGS



55 NIKLAS KRONWALL

6-0, 190 lbs., Defense, Shoots Left

Born: Stockholm, Sweden – January 12, 1981

Last Amateur Club: Djurgarden (Sweden)

BECAME A RED WING: First-round selection (29th overall) in the 2000 NHL Entry Draft.

CAREER STATS VS. NHL

TEAM	GP	G	A	PTS	PIM
ANA	29	1	9	10	16
ARI	29	1	13	14	26
BOS	12	1	4	5	8
BUF	13	0	6	6	10
CAL	26	1	10	11	12
CAR	7	1	2	3	10
CHI	46	3	8	11	38
COL	27	3	11	14	16
CBJ	46	9	18	27	24
DAL	26	2	9	11	16
EDM	26	5	11	16	14
FLA	11	0	6	6	0
L.A.	26	3	11	14	20
MIN	28	1	14	15	24
MON	10	4	2	6	2
NSH	47	3	17	20	26
NJ	8	0	1	1	2
NYI	7	1	4	5	4
NYR	7	0	2	2	4
OTT	9	1	8	9	8
PHI	9	2	3	5	6
PIT	11	1	5	6	6
STL	45	7	18	25	36
SJ	28	3	11	14	16
TB	9	1	4	5	4
TOR	8	1	4	5	0
VAN	26	5	11	16	18
WSH	10	1	4	5	12
WGP	8	1	7	8	8
TOTAL	594	62	233	295	386

CAREER

Entering his 11th NHL season, all with Detroit ...Signed to a seven-year contract extension on October 31, 2011...Named an alternate captain for the Red Wings prior to the 2011-12 season...Won his first Stanley Cup championship in 2008...Won Gold Medals with Sweden at the 2006 Olympic Winter Games and 2006 IIHF World Championships...Member of the elite 'Triple Gold Club' – Olympic gold, World Championship gold, Stanley Cup championship...Named the tournament's best defender at the 2006 IIHF World Championships...Named to the tournament All-Star Team at the 2005 IIHF World Championships...Represented Sweden at the 2012 IIHF World Championship...Won the Eddie Shore Award as the AHL's top defenseman in 2005...Named a First Team AHL All-Star in 2005...Three-time Olympian for Sweden, earning silver as captain in 2014...Has recorded 54 career multi-point games.

BY SEASON

2013-14: Ranked third on Detroit with 79 games played...Led all Red Wings defensemen and tied for second on the club with 49 points (8-41-49), in addition to 44 penalty minutes...Led Detroit in TOI at 24:18...Placed ninth among all NHL defensemen in points...Also ranked among team leaders with 41 assists (1st), five power-play goals (5th), 110 shots (9th), 93 hits (3rd), 154 blocked shots (1st) and 25 takeaways (7th)...Posted a pair of three-point games on 10/12 vs. Philadelphia (1-2-3) and 2/27 at Ottawa (0-3-3)...Matched a career best with a six-game point streak (2-7-9) from 11/21-12/1...Named NHL's 2nd Star of the Week on 12/2 after posting three-straight two-point games (1-5-6)...Played a team season-high 30:20 on 3/14 vs. Edmonton...Tallied two points (1-1-2) and averaged 25:58 TOI in five postseason games...Named captain of Sweden at the 2014 Winter Olympics in Sochi, Russia, after teammate Henrik Zetterberg withdrew due to injury...Logged two assists in six Olympic games, earning a silver medal.

2012-13: One of four Red Wings to appear in all 48 games...Only Red Wing to skate in every game over the last two seasons...Finished the season with 29 points (5-24-29)...Tied for sixth among NHL defensemen in scoring...Placed fourth on the team in scoring and led Red Wings defensemen...Led Detroit with 24:21 TOI and 82 blocked shots...Placed second on the club with 44 PIM...Appeared in his 500th NHL game on 3/22 at Anaheim...Recorded three-point games on back-to-back nights, with six points (1-5-6) from 2/23-2/24...Appeared in all 14 postseason games for Detroit...Recorded two assists and 4 PIM in the playoffs...Led Detroit with 25:20 TOI...Finished first on the team with 30 blocked shots in the playoffs and ranked third with 26 hits.

2011-12: Skated in 82 games for Detroit, a new career-high and one of two Red Wings players to appear in every game in 2011-12 (Zetterberg)...Named an assistant captain of the team prior to the 2011-12 season...Established new career-highs in goals (15), power-play goals (7), game-winning goals (4) and shots on goal (141)...Third on team averaging 22:51 TOI per game...Led all Red Wings defensemen with 36 points (15-21-36) and seven power-play goals...Finished third on team with

**IT'S MORE
THAN HOCKEY.**

2014-15 DETROIT RED WINGS

55 NIKLAS KRONWALL continued

133 hits...Led Detroit and ranked 10th in the NHL with 177 blocked shots...Finished with a career-low -2 rating, the first time in his career he finished season with a minus rating...Appeared in all five postseason games for Detroit... Finished playoffs with two points (0-2-2) and a -2 rating... Averaged 22:32 TOI in the postseason...Finished second on the team with 7 blocked shots in the playoffs.

2010-11: Appeared in 77 games for Detroit...Missed last five games of regular-season with a lower body injury...Registered 37 points (11-26-37) and was +5 on the season...Set new career-highs in goals (11), power-play goals (5), game-winning goals (3) and shots on goal (131)...Second on the team averaging 22:52 of ice time per game in the regular-season (Lidstrom 23:28)...Finished third among Detroit defensemen with 113 hits...Led Detroit with 129 blocked shots...Tied a career-high with two goals on 11/6 at Vancouver...Scored the overtime, power-play, game-winning goal on 12/27 at Colorado, securing teammate Chris Osgood's 400th career win...Appeared in all 11 postseason games for the Red Wings...Posted six points (2-4-6), 4 PIM and a +5 rating in the playoffs...Led team averaging 23:04 of ice time during the postseason...Scored one postseason power-play goal in Round One Game Four vs. Phoenix...Fourth on Detroit with 26 postseason hits...Led Detroit with 31 blocked shots in the playoffs.



2009-10: Appeared in 48 games for Detroit...Missed 34 games with a knee injury (30 games from 11/23-1/23 and four games from 2/3-2/11)...Finished the season with 22 points (7-15-22), 32 PIM and a plus-5 rating... Tied a career-high with seven goals...Recorded his first career multi-goal game on 11/11 at Columbus...Played in

CAREER HIGHLIGHTS

FIRSTS

FIRST GP:.....12/10/2003 DET 7 AT BUF 2
 FIRST ASST:.....12/13/2003 DET 5 AT WAS 1
 FIRST GOAL:.....01/14/2004 DET 4 VS CHI 2
 FIRST GOAL VERSUS:
 PASSMORE, STEVE.....AT 14:25 OF PERIOD 2

SOG: 7 (3X).....04/05/2014 DET 3 AT MTL 5
 PIM: 6 (2X).....01/29/2013 DET 4 VS DAL 1
 HAT TRICKS: 0
 MULTI-PT GAMES: 54. 04/05/2014 DET 3 AT MTL 5 (1G-1A)
 SHOOTOUTS: 1 - 2 (.500)
 PENALTY SHOTS: 0 - 0

MOSTS:

GOALS: 2 (2X).....11/06/2010 DET 4 AT VAN 6
 ASSISTS: 4 (1X).....12/19/2007 DET 6 VS LA 2
 POINTS: 4 (1X).....12/19/2007 DET 6 VS LA 2 (0G-4A)

MOST RECENTLY

LONGEST PERSONAL STREAKS:

GOALS: 2 (6X).....03/13/2013 03/15/2013 (2G)
 ASSISTS: 5 (2X).....11/23/2013 12/01/2013 (7A)
 PTS: 6 (2X).....11/21/2013 12/01/2013 (2G-7A)

CAREER STATS

REGULAR SEASON

PLAYOFFS (BOLD)

SEASON	CLUB	LEAGUE	GP	G	A	P	PM	GP	G	A	P	PM
2003-04	DETROIT	NHL	20	1	4	5	16	0	0	0	0	0
2005-06	DETROIT	NHL	27	1	8	9	28	6	0	3	3	2
2006-07	DETROIT	NHL	68	1	21	22	54	0	0	0	0	0
2007-08	DETROIT	NHL	65	7	28	35	44	22	0	15	15	18
2008-09	DETROIT	NHL	80	6	45	51	50	23	2	7	9	33
2009-10	DETROIT	NHL	48	7	15	22	32	12	0	5	5	12
2010-11	DETROIT	NHL	77	11	26	37	36	11	2	4	6	4
2011-12	DETROIT	NHL	82	15	21	36	38	5	0	2	2	4
2012-13	DETROIT	NHL	48	5	24	29	44	14	0	2	2	4
2013-14	DETROIT	NHL	79	8	41	49	44	5	1	1	2	0
DETROIT TOTALS			594	62	233	295	386	98	5	39	44	77
NHL TOTALS			594	62	233	295	386	98	5	39	44	77

2014-15 DETROIT RED WINGS

55 NIKLAS KRONWALL continued



the 300th game of his NHL career on 3/26 vs. Minnesota... Averaged 21:54 of ice time during the regular season... Registered 86 hits and 62 blocked shots in 48 regular season games... Played for Team Sweden at the 2010 Winter Olympics in Vancouver... Appeared in all 12 postseason games for Detroit... Recorded five points in the playoffs (0-5-5)... Finished third among Detroit defensemen with five postseason helpers... Averaged 23:15 of ice time during the 2010 Stanley Cup Playoffs... Ranked second among Detroit defensemen with 18 postseason blocked shots and third with 19 postseason hits.

2008-09: Appeared in a career high 80 games for Detroit... Missed one game due to illness and one game due to injury (ankle)... Set new career highs in assists (45), points (51), power-play goals (4) and shots on goal (121)... Finished 11th in scoring among NHL defensemen with 51 points (6-45-51)... Finished fifth on Detroit with 96 hits... Led team with 109 blocked shots... Appeared in his 200th career NHL game on 11/26 vs. Montreal... Recorded his 100th career NHL point on 2/7 vs. Edmonton... Recorded his 100th career assist on 3/15 vs. CBJ... Averaged 22:53 of ice time in regular season... Appeared in all 23 postseason games for Detroit... Finished postseason with nine points (2-7-9)... Led team with 33 postseason PIM...

Averaged 23:23 of ice time in postseason... Recorded a career high seven shots on goal on 4/2 vs. STL... Led Detroit defensemen with 59 hits in the postseason... Led team with 36 blocked shots in postseason... Scored his first career postseason goal in Round One Game One vs. CBJ on 4/16... Scored his first career Stanley Cup Final goal in Game Five vs. PIT.

2007-08: Appeared in 65 games... Set new career highs for goals (7), assists (28) and points (35)... Finished fifth among NHL defensemen at +25... Career high six game point streak 11/27 - 12/9 (1g, 5a)... Tied the franchise record for assists by a defenseman in one game with 4 vs. Los Angeles 12/19... Missed 13 games with a shoulder injury (2/1 - 2/28)... Had six multiple point games... Averaged 21:06 time on ice per game... Appeared in all 22 postseason games... Led all NHL defenseman in postseason scoring with 15 points (0-15-15)... Set a new Red Wings franchise record for assists by a defenseman in one postseason (15)... Tied for NHL postseason lead with Henrik Zetterberg at +16... Won his first Stanley Cup championship.

2006-07: Played a career high 67 games... Established then career highs in assists (21) and points (22)... Skated in his 100th NHL game on 2/24 at Nashville... Posted a then career high for points in consecutive games, collecting a point in five consecutive games from 1/4-1/11... Missed 14 games (10 due to a strained groin and four with a fractured sacrum)... Did not play in the postseason due to a fractured sacrum suffered on 3/30 vs. Dallas.

2005-06: Missed the first 52 games of the season due to a torn ACL in his left knee... Played 27 games, while averaging 20:31 per game with a +11 rating... Had a minus rating only four times in 27 games... Notched his first career power-play goal 4/7/06 at Columbus... Registered two assists in his first game back in the lineup 2/1/06 vs. St. Louis... Won a gold medal with Sweden at the 2006 Olympic Games... Played in all six of Detroit's 2006 playoff games and tallied three assists.

2004-05: Represented Sweden in the 2005 World Championships (3-3-6 in 9 games)... Named to the All-Star Team at the World Championships, joining Jaromir Jagr, Joe Thornton, Rick Nash, Marek Zidlicky and Tomas Vokoun... Had a strong 2004-05 year, leading the entire Grand Rapids squad in scoring with 53 points in 76 games (13-40-53)... He was the American Hockey League's top scoring defenseman and the first European-born player to win the Eddie Shore Award as the AHL's best defenseman.

2003-04: Began campaign with the Wings' American Hockey League affiliate Grand Rapids Griffins before being called up to Detroit in December... Appeared in 20 games

2014-15 DETROIT RED WINGS

55 NIKLAS KRONWALL continued




for the Red Wings (1-4--5) before suffering a fractured leg during warm-ups prior to a game vs. the Los Angeles Kings on Jan. 22, 2004 and missed the remainder of the season....Made NHL debut 12/10/03 at Buffalo.... Recorded first NHL point with an assist 12/13/03 at Washington on Pavel Datsyuk's goal.... First career goal was a game-winning goal 1/14/04 vs. Chicago (Steve Passmore) in a 4-2 Detroit win.

PERSONAL

Niklas returns to his native Sweden in the offseason...Niklas and his girlfriend welcomed their first child, Douglas, in April 2014...Niklas is currently in his ninth season as the President of the Detroit Red Wings Kids Club...

In 2012-13, he started "Kronner's Corner," hosting a family with an autistic child at every home game...Niklas has participated in the Red Wings School Assembly Program, visiting St. Bellarmine Catholic School in Redford to speak with kids about the sport of hockey and the importance of health and education...He hosts a charity hockey game each summer in Sweden to benefit his youth hockey club, Jarfalla HC... Worked alongside the Motor City Blight Busters during the 2014 MI Wings Community Tour this September in an effort to stabilize and revitalize Detroit neighborhoods... His hockey hero growing up: Nicklas Lidstrom...Hockey superstition: puts his skates on in the same order before every practice and game.

2014-15 DETROIT RED WINGS



23 BRIAN LASHOFF

6-3 • 212 lbs. • Defense • Shoots Left

Born: Albany, N.Y. – July 16, 1990

Last Amateur Team: Kingston (OHL)

BECAME A RED WING: Signed as a free agent on September 29, 2008

CAREER STATS VS. NHL

TEAM	GP	G	A	PTS	PIM
ANA	5	0	0	0	5
ARI	3	0	0	0	4
BOS	3	0	2	2	4
BUF	3	0	0	0	0
CAL	4	0	0	0	0
CAR	2	0	0	0	0
CHI	5	0	1	1	0
COL	3	0	0	0	2
CBJ	6	1	1	2	4
DAL	3	0	0	0	0
EDM	5	0	1	1	2
FLA	5	1	1	2	4
L.A.	4	0	0	0	0
MIN	5	0	1	1	6
MON	4	0	1	1	2
NSH	4	0	0	0	2
NJ	2	0	0	0	2
NYI	3	0	0	0	0
NYR	3	0	0	0	0
OTT	4	0	0	0	0
PHI	3	0	0	0	2
PIT	3	0	0	0	2
STL	4	0	1	1	0
SJ	4	0	0	0	0
TB	5	0	0	0	0
TOR	4	0	0	0	2
VAN	4	0	0	0	4
WSH	1	0	0	0	2
WGP	2	0	0	0	2
TOTAL	106	2	9	11	51

CAREER

Entering his fifth professional season and third season with Detroit...Re-signed to a three-year contract extension on February 25, 2013...Won 2013 Calder Cup championship with the Grand Rapids Griffins...Scored a goal in his NHL debut on January 21, 2013 at Columbus...Won a gold medal with Team USA at the 2010 IIHF World Junior Championship...Played in 2010 OHL All-Star Game.

BY SEASON

2013-14: Logged 75 games for the Red Wings in his second full NHL season...Notched six points (1-5-6) and 36 penalty minutes...Averaged 14:25 TOI...Finished fourth on the club with 93 blocked shots...Notched his first point of the season on 10/14 at Boston...Played a season-high 21:03 on 12/17 vs. Anaheim...Scored his second career NHL goal on 2/6 at Florida...Matched a team season-high with six blocked shots on 3/11 at Columbus...Posted a season-best +3 rating on 3/27 vs. Montreal and 4/13 at St. Louis...Appeared in all five first-round playoff games against Boston and averaged 13:59 TOI.

2012-13: Skated in 31 games for Detroit...Contributed five points (1-4-5)...Finished third on the team with 43 blocked shots and seventh with 44 hits...Made his NHL debut and scored the Red Wings' first goal of the season on 1/21 at Columbus...Picked up his first NHL assist on 2/17 at Minnesota...Averaged 17:47 TOI...Appeared in three postseason games...Recorded six hits and six blocked shots in the playoffs...Averaged 18:00 TOI...Also played in 37 games for the Calder Cup-champion Grand Rapids Griffins...Registered six points (2-4-6) and a +6 rating...Scored his second career overtime-winner with the Griffins on 12/22 vs. Chicago...Returned from Detroit to appear in 18 games of Grand Rapids' championship run...Recorded one assist and 10 penalty minutes in the AHL postseason.

2011-12: Appeared in all 76 games for the Grand Rapids Griffins...Set AHL career highs with eight goals, 11 assists and 19 points...Ranked second among the team's blue-liners in goals...Tied for the team lead with two unassisted goals and for fifth with three power-play tallies...Recorded an overtime-winning goal on 1/7 at Abbotsford...Served as a Black Ace for Detroit during the 2012 Stanley Cup Playoffs.

2010-11: Battled injuries and appeared in 37 games with the Grand Rapids Griffins as a rookie...Recorded three points (0-3-3) and 25 penalty minutes...Notched one assist in three games with the ECHL's Toledo Walleye...Served as a Black Ace for Detroit in the 2011 Stanley Cup Playoffs.

2009-10: Served as captain of the OHL's Kingston Frontenacs...Skated in 58 games and recorded 27 points (6-21-27) and 71 penalty minutes...Named to the OHL Eastern Conference All-Star Team...Won a gold medal with the United States after a 6-5 overtime victory against the seven Canadians at the IIHF World Junior Championship...Registered two assists in host games to help his country to its

**IT'S MORE
THAN HOCKEY.**

2014-15 DETROIT RED WINGS

23 BRIAN LASHOFF continued



second-ever gold medal...Tallied two assists and a +5 rating in six games with the Grand Rapids Griffins on a late-season amateur tryout.

2008-09: Split the OHL season between the Barrie Colts and Kingston Frontenacs after signing a free-agent contract with Detroit in August...Recorded 32 points (7-25-32)

in 60 games between the two clubs...Served as Kingston's captain...Joined the Grand Rapids Griffins after his junior season and recorded five points (1-4-5)...Also skated in eight postseason games and tallied five points (1-4-5)...Tied for the team lead among defenseman and fourth overall on the Griffins in playoff scoring.

2007-08: Appeared in 50 games for the Barrie Colts...Led Barrie defensemen with five goals, 15 assists and 20 points...Scored all five of his goals on the power play.

2006-07: Skated in 47 games with the Barrie Colts in his OHL debut season...Recorded 12 points (2-10-12).

PERSONAL

Brian returns to his hometown of Albany, N.Y., during the offseason...His brother, Matt, played 74 NHL games with Boston, Tampa Bay and Toronto from 2006-11...Brian volunteered for the 2014 MI Wings Community Tour this September, visiting the Michigan National Guard Joint Forces Headquarters in Lansing, Mich., signing autographs and meeting National Guard members from the Lansing area, and packed meals for Kids' Food Basket in Grand Rapids, Mich., to help attack childhood hunger through the Sack Supper program...Hockey hero as a youth: Bobby Orr...Favorite movie: The Departed...Favorite TV show: Sons of Anarchy...Favorite music artists: Stevie Ray Vaughan, The Black Crowes and Tom Petty...Proudest accomplishment: signing with Detroit after going undrafted.

CAREER HIGHLIGHTS

FIRSTS

FIRST GP: 01/21/2013 DET 4 AT CBJ 3

FIRST GOAL: 01/21/2013 DET 4 AT CBJ 3

FIRST GOAL VERSUS:

BOBROVSKY, SERGEI...AT 1:10 OF PERIOD 2

FIRST ASST: 02/17/2013 DET 2 AT MIN 3

MOSTS:

GOALS: 1 (2X) 02/06/2014 DET 3 AT FLA 1

ASSISTS: 1 (9X) 04/13/2014 DET 3 AT STL 0

POINTS: 1 (11X) 04/13/2014 DET 3 AT STL 0 (OG-1A)

SOG: 3 (3X) 04/09/2014 DET 3 AT PIT 4

PIM: 5 (1X) 03/22/2013 DET 5 AT ANA 1

HAT TRICKS: 0

MULTI-PT GAMES: 0

SHOOTOUTS: 0 - 0

PENALTY SHOTS: 0 - 0

LONGEST PERSONAL STREAKS:

GOALS: 1 (2X) 02/06/2014 02/06/2014 (1G)

ASSISTS: 1 (9X) 04/13/2014 04/13/2014 (1A)

PTS: 1 (11X) 04/13/2014 04/13/2014 (OG-1A)

CAREER STATS

REGULAR SEASON

PLAYOFFS (BOLD)

SEASON	CLUB	LEAGUE	GP	G	A	P	PM	GP	G	A	P	PM
2012-13	DETROIT	NHL	31	1	4	5	15	3	0	0	0	0
2013-14	DETROIT	NHL	75	1	5	6	36	5	0	0	0	0
DETROIT TOTALS			106	2	9	11	51	8	0	0	0	0
NHL TOTALS			106	2	9	11	51	8	0	0	0	0

2014-15 DETROIT RED WINGS



20 DREW MILLER

6-2, 178 lbs., Left Wing, Shoots Left
Born: Dover, NJ – February 17, 1984
Last Amateur Club: Michigan State (NCAA)

BECAME A RED WING: Claimed off waivers from Tampa Bay on 11/11/09.

CAREER STATS VS. NHL

TEAM	GP	G	A	PTS	PIM
ANA	17	1	3	4	2
ARI	23	3	1	4	2
BOS	7	1	0	1	0
BUF	10	0	3	3	2
CAL	17	1	1	2	0
CAR	7	2	1	3	0
CHI	24	3	4	7	6
COL	16	1	2	3	7
CBJ	26	3	3	6	7
DAL	22	2	4	6	12
DET	2	0	0	0	0
EDM	21	5	4	9	8
FLA	9	0	0	0	4
L.A.	18	4	2	6	2
MIN	18	4	1	5	4
MON	8	0	1	1	0
NSH	24	7	5	12	6
NJ	9	1	1	2	2
NYI	7	0	0	0	0
NYR	7	2	0	2	7
OTT	9	2	3	5	0
PHI	8	0	1	1	0
PIT	10	0	0	0	6
STL	22	3	5	8	4
SJ	20	1	2	3	4
TB	9	1	1	2	0
TOR	7	0	0	0	2
VAN	18	2	1	3	4
WSH	5	1	0	1	0
WGP	6	1	0	1	0
TOTAL	406	51	49	100	91

CAREER

Entering his eighth year in the National Hockey League and sixth with Detroit... Signed a three-year contract extension on June 29, 2013...Originally a sixth-round draft pick (186th overall) of the Anaheim Ducks...Appeared in three postseason games for Anaheim during the Ducks' 2007 Stanley Cup championship run...Traded from Anaheim to Tampa Bay with a 2010 third-round pick for Evgeny Artyukhin on August 14, 2009...Played for the Michigan State Spartans (CCHA) from 2003-06... Named the MVP of the Michigan State hockey team for the 2005-06 season.

BY SEASON

2013-14: One of two Red Wings to skate in all 82 games, topping his previous career high of 80...Notched 15 points (7-8-15) and 21 penalty minutes and finished eighth on the team with 117 shots on goal...Also ranked among Detroit leaders with 122 hits (2nd), 63 blocked shots (6th) and 26 takeaways (6th)...Posted a season-high three-game point streak (2-2-4), one game shy of a career best, from 12/1-12/6...Matched an NHL career best with two goals, including the game-winner, on 12/1 at Ottawa...Skated in his 400th NHL game on 4/2 at Boston and reached 100 points on 4/8 at Buffalo...Tallied one assist in five postseason games for Detroit.

2012-13: Appeared in 44 games for Detroit...Registered eight points (4-4-8)...Led Red Wings forwards with 41 blocked shots...Committed just one minor penalty... Averaged 13:49 TOI...Matched a career high with two assists on 2/7 at St. Louis... Two of his four goals were game-winners, 2/23 vs. Nashville and 3/24 at Anaheim... Missed four regular season and eight postseason games with a broken hand... Appeared in six of seven games in the Western Conference Semifinals against Chicago...Contributed two points (1-1-2) in six playoff appearances.

2011-12: Tied a career-high by skating in 80 games for Detroit...Missed two games as a healthy scratch...Finished the season with 25 points (14-11-25)...Set new career-highs in goals (14), assists (11) and points (25)...Finished the season a career-best +6...Scored a career-high four game-winning goals and fired a career-high 131 shots on goal...Averaged 12:52 TOI during regular season...Led all Detroit forwards with 66 blocked shots...Registered 79 hits...Recorded three multi-point games...Appeared in all five postseason games for Detroit...Recorded one point (0-1-1) in the playoffs and finished with an 'even' rating...Averaged 11:31 TOI in Detroit's first round series vs. Nashville.

2010-11: Appeared in 67 games for Detroit...Finished season with 18 points (10-8-18), a -2 rating and 13 PIM...Tied a career-high with 10 goals...Registered one shorthanded goal on 1/20/11 at Columbus...Scored two game-winning goals on 2/7/11 vs. NY Rangers and 3/17/11 at Columbus...Played in his 200th career game 4/10 at Chicago...Averaged 11:44 of ice time per game in regular-season...Led Detroit forwards with 58 blocked shots...Appeared in nine of Detroit's 11 postseason

IT'S MORE THAN HOCKEY.

2014-15 DETROIT RED WINGS

20 DREW MILLER continued



games...Registered two playoff points (1-1-2), was +3 and had 4 PIM...Averaged 10:17 of ice time in the postseason.

2009-10: Played in career high 80 NHL games (66 games for Detroit and 14 games for Tampa Bay)...Finished season with career-highs in goals (10), assists (9) and points (19)...All 19 points were scored for the Red Wings...Notched one power-play goal, one shorthanded goal and three game-winning goals in Detroit...Played in the 100th game of his NHL career on 1/19/10 at Washington...Fired a career high 93 shots on goal...Appeared in all 12 postseason games for the Red Wings...Registered two postseason points (1-1-2) and was +2...Claimed off waivers from Tampa Bay on 11/11/09...Appeared in 14 games for Tampa Bay (0-0-0, -3).

2008-09: Appeared in 27 games for Anaheim...Registered 10 points (4-6-10) and 17 PIM...Finished with an 'even' rating...Played in 13 playoff contests for Anaheim...Notched three preseason points (2-1-3)...Finished +1 in 13 playoff games...Appeared in 53 games for Iowa (AHL)...Tallied a career-high 23 times and finished the season with 38 points (23-15-38) in 53 games...Had a -7 rating...Notched eight power-play goals, four shorthanded goals and five game-winning goals with Iowa.

CAREER HIGHLIGHTS

FIRSTS

FIRST GP: 10/06/2007 ANA 4 AT PIT 5
 FIRST GOAL: 10/17/2007 ANA 3 VS NSH 1
 FIRST GOAL VERSUS:
 MASON, CHRIS: AT 12:23 OF PERIOD 3
 FIRST ASST: 10/23/2007 ANA 2 AT STL 4

SOG: 6 (4X) 01/01/2014 DET 2 VS TOR 3
 PIM: 7 (2X) 10/17/2013 DET 4 AT COL 2
 HAT TRICKS: 0
 MULTI-PT GAMES: 11 12/01/2013 DET 4 AT OTT 2 (2G-0A)
 SHOOTOUTS: 1 - 2 (500)
 PENALTY SHOTS: 0 - 0

MOSTS: MOST RECENTLY

GOALS: 2 (3X) 12/01/2013 DET 4 AT OTT 2
 ASSISTS: 2 (3X) 02/07/2013 DET 5 AT STL 1
 POINTS: 3 (1X) 01/15/2011 DET 6 VS CBJ 5 (1G-2A)

LONGEST PERSONAL STREAKS:

GOALS: 3 (2X) 01/31/2012 02/4/2012 (3G)
 ASSISTS: 2 (5X) 04/05/2014 04/08/2014 (2A)
 PTS: 4 (1X) 12/12/2009 12/19/2009 (2G-3A)

CAREER STATS

REGULAR SEASON

PLAYOFFS (BOLD)

SEASON	CLUB	LEAGUE	GP	G	A	P	PM	GP	G	A	P	PM
2006-07	ANAHEIM	NHL	0	0	0	0	0	3	0	0	0	2
2007-08	ANAHEIM	NHL	26	2	3	5	6	0	0	0	0	0
2008-09	ANAHEIM	NHL	27	4	6	10	17	13	2	1	3	2
2009-10	TB/DET	NHL	80	10	9	19	12	12	1	1	2	4
2010-11	DETROIT	NHL	67	10	8	18	13	9	1	1	2	4
2011-12	DETROIT	NHL	80	14	11	25	20	5	0	1	1	2
2012-13	DETROIT	NHL	44	4	4	8	2	6	1	1	2	2
2013-14	DETROIT	NHL	82	7	8	15	21	5	0	1	1	0
DETROIT TOTALS			339	45	40	85	66	37	3	5	8	12
NHL TOTALS			406	51	49	100	91	53	5	6	11	16

2014-15 DETROIT RED WINGS

20 DREW MILLER continued



2007-08: Appeared in 26 games for the Anaheim Ducks... Finished the season with five points (2-3-5), a -1 rating and six PIM with the Ducks... Scored his first career NHL goal on 10/17/07 vs. Nashville... Appeared in 31 games for Portland (AHL)... Registered 36 points (16-20-36) and a +10 rating in 31 games... Had three power-play tallies for Portland... Appeared in 16 postseason games for Portland... Registered eight postseason points (1-7-8) and was -2.

2006-07: Appeared in 79 games for Portland of the American Hockey League in his first professional season... Registered 36 points (16-20-36) and 51 PIM... Scored four power-play goals, two shorthanded goals and three game-winning goals for Portland... Made his NHL postseason debut appearing in three playoff games for Anaheim (0-0-0, +1, 2 PIM).

PERSONAL

Drew and his wife, Colleen, live in Plymouth, MI... His brother, Ryan, plays goaltender for the Vancouver Canucks, while his cousins Kip, Kevin and Kelly all played in the NHL as well. Kevin played for Detroit from 1990-91 to 1991-92 and again in 2003-04... Drew will donate \$75 for every blocked shot he makes during the 2014-15 season to support The Salvation Army Bed & Bread Truck program. One blocked shot will help feed seven people for one day on their truck... Worked alongside the Motor City Blight Busters during the 2014 MI Wings Community Tour this September in an effort to stabilize and revitalize Detroit neighborhoods.

2014-15 DETROIT RED WINGS

14 GUSTAV NYQUIST

5-11, 185 lbs., Left Wing, Shoots Left

Born: Halmstad, Sweden – September 1, 1989

Last Amateur Club: University of Maine (Hockey East – NCAA)



BECAME A RED WING: Fourth round (121st overall) in the 2008 NHL Entry Draft

CAREER STATS VS. NHL

TEAM	GP	G	A	PTS	PIM
ANA	4	0	0	0	2
ARI	3	0	1	1	0
BOS	2	2	1	3	2
BUF	3	0	0	0	0
CAL	2	1	1	2	0
CAR	3	2	1	3	0
CHI	5	2	1	3	0
COL	3	1	1	2	0
CBJ	4	3	0	3	0
DAL	4	0	1	1	0
EDM	2	0	0	0	0
FLA	6	3	0	3	0
L.A.	5	0	2	2	0
MIN	4	4	0	4	0
MON	4	2	3	5	0
NSH	5	0	1	1	8
NJ	4	1	5	6	0
NYI	2	1	0	1	0
NYR	3	0	1	1	0
OTT	3	0	2	2	2
PHI	2	0	1	1	0
PIT	3	1	2	3	0
STL	5	1	0	1	2
SJ	3	0	0	0	0
TB	4	1	1	2	0
TOR	4	3	1	4	0
VAN	2	0	1	1	0
WSH	3	4	2	6	2
TOTAL	97	32	29	61	18

CAREER

Entering his fourth professional season...Signed two-year contract extension with Detroit on August 20, 2013...Made his NHL debut on November 1, 2011 vs. Minnesota...Registered his first career NHL point (assist) on January 3, 2012 vs. Dallas...Scored his first NHL goal on March 26, 2012 vs. Columbus...Named to the Hockey East First All-Star Team twice (2010, 2011) and to the Hockey East All-Rookie Team (2009)...Chosen as a Hobey Baker Award finalist two consecutive years (2010, 2011)...Led the NCAA in scoring as a sophomore registering 61 points (19-42-61) in 39 games...Won 2013 Calder Cup championship with the Grand Rapids Griffins.

BY SEASON

2013-14: Led Detroit in goals (28) and tied for third on the team with 48 points (28-20-48) despite starting the season in Grand Rapids...Also ranked among team leaders with a +16 rating (2nd), six game-winning goals (1st) 153 shots (2nd), an 18.3 shooting percentage (1st), nine power-play points (6th) and 34 takeaways (3rd)...Scored just 17 seconds into his season debut on 11/21 vs. Carolina and added the game-winning goal in the third period...Scored in four-straight games during five-game point streak (4-3-7) from 1/20-1/26 and was named NHL's 2nd Star of the Week on 1/27...Tallied first career hat trick during season-best four-point night (3-1-4) on 2/2 at Washington...Matched season best with four points (1-3-4) on 3/7 vs. New Jersey...Posted a six-game goal streak from 3/16-3/25, Detroit's longest all season and the NHL's third-longest of the year...Tallied team-best 10-game point streak from 3/16-4/2, totaling 14 points (12-2-14)...Was named NHL's First Star of the Week on 3/25 and Second Star of the Month on 4/1...Led the NHL in goals from 1/20 to the end of the regular season and amassed 36 points (23-13-36) in that stretch...Posted 11 multi-point games...Named to Swedish roster for 2014 Winter Olympics in Sochi, Russia, due to injury to Johan Franzen...Skated in six games and won a silver medal with Sweden...Also represented his country at the 2014 IIHF World Championship in Minsk, Belarus, earning a bronze medal with six points (4-2-6) in 10 games...Led Grand Rapids with 21 points (7-14-21) in 15 games before mid-November call-up to Detroit.

2012-13: Split his second professional season between Detroit and the Grand Rapids Griffins...Suited up in 22 games with the Red Wings...Picked up six points (3-3-6)...Averaged 13:02 TOI...Appeared in all 14 playoff games...Notched five points (2-3-5)...Tied for third on the team in the postseason with a +3 rating...Registered the overtime-winning goal during Game 2 of the Western Conference Quarterfinals at Anaheim...Became the first rookie in franchise history to register two points in one playoff year after also assisting on Damien Brunner's winner in Game 4 of the WCQ vs. Anaheim...Led the Griffins in scoring with 60 points (23-37-60) in

**IT'S MORE
THAN HOCKEY.**

2014-15 DETROIT RED WINGS

14 GUSTAV NYQUIST continued



58 games...Led the AHL in scoring before being recalled on 3/19 and finished tied for 12th...Posted three straight three-point games from 2/23-3/1...Represented Grand Rapids at the AHL All-Star Classic...Named to the AHL First All-Star Team...Recorded seven points (2-5-7) in 10 AHL playoff games...Won the Calder Cup with the Griffins.

2011-12: Played in 18 games for Detroit registering seven points (1-6-7)...Made his NHL debut on 11/1/11 vs. Minnesota...Registered his first career NHL point (assist) on 1/3/12 vs. Dallas...Scored first career NHL goal on 3/26/12 vs. Columbus...Appeared in four postseason games for Detroit in Western Conference Quarterfinals vs. Nashville... Averaged 8:51 TOI during the playoffs...Selected for the 2012 AHL All-Star Classic, becoming the first Griffins rookie forward to play in an all-star game since 2002...Set Griffins all-time rookie scoring record (56GP, 22-36-58)...Tied for Griffins' scoring lead (58 points) despite appearing in just 56 games...Tied for Griffins team lead with seven PPG...His 22 goals ranked second on Grand Rapids.

2010-11: Topped Maine in scoring for a third consecutive season with 51 points (18-33-51) in 36 games...Tied for fifth in the NCAA with 33 assists...Earned his second straight Hobey Baker Award nomination...Named an NCAA Second-Team All-American and a Hockey East First-Team All-Star...Recorded his first collegiate hat trick vs. New Hampshire 2/4/11...Tallied points in each of his first 10 games, putting up 15 points (4-11-15) in that span... Registered at least two points in each of his team's last eight games, collecting 15 points (5-10-15)...Joined the Griffins on a tryout following his college season and recorded an assist in his debut, 3/25/11 against Texas... Scored his first professional goal the next night (3/26/11) vs. Texas...Appeared in eight contests with Grand Rapids and contributed four points (1-3-4).

CAREER HIGHLIGHTS

FIRSTS

FIRST GP: 11/01/2011 DET 1 VS MIN 2
 FIRST ASST: 01/03/2012 DET 5 AT DAL 4
 FIRST GOAL: 03/26/2012 DET 7 VS CBJ 2
 FIRST GOAL VERSUS:
 MASON, STEVE...AT 5:35 OF PERIOD 1

SOG: 8 (1X) 03/07/2014 DET 7 VS NJ 4
 PIM: 6 (1X) 04/25/2013 DET 5 VS NSH 2
 HAT TRICKS: 1 02/02/2014 DET 5 AT WAS 6 (3G)
 MULTI-PT GAMES: 11 03/25/2014 DET 2 AT CBJ 4 (2G-0A)
 SHOOTOUTS: 0 - 5 (000)
 PENALTY SHOTS: 0 - 0

MOSTS:.....MOST RECENTLY

GOALS: 3 (1X) 02/02/2014 DET 5 AT WAS 6
 ASSISTS: 3 (1X) 03/07/2014 DET 7 VS NJ 4
 POINTS: 4 (2X) 03/07/2014 DET 7 VS NJ 4 (1G-3A)

LONGEST PERSONAL STREAKS:

GOALS: 6 (1X) 03/16/2014 03/25/2014 (9G)
 ASSISTS: 3 (1X) 03/19/2012 03/24/2012 (3A)
 PTS: 10 (1X) 03/16/2014 04/02/2014 (12G-2A)

CAREER STATS

REGULAR SEASON

PLAYOFFS (BOLD)

SEASON	CLUB	LEAGUE	GP	G	A	P	PM	GP	G	A	P	PM
2011-12	DETROIT	NHL	18	1	6	7	2	4	0	0	0	0
2012-13	DETROIT	NHL	22	3	3	6	6	14	2	3	5	2
2013-14	DETROIT	NHL	57	28	20	48	10	5	0	0	0	0
DETROIT TOTALS			97	32	29	61	18	23	2	3	5	2
NHL TOTALS			97	32	29	61	18	23	2	3	5	2

2014-15 DETROIT RED WINGS

14 GUSTAV NYQUIST continued



2009-10: Led the NCAA in scoring as a sophomore at Maine with 61 points (19-42-61) in 39 games...Nominated for the Hobey Baker Award, finishing second to Wisconsin's Blake Geoffrion...Named an NCAA First-Team All-American and a Hockey East First-Team All-Star, and finished second in voting for Hockey East Player of the Year...Set a career high for points when he notched five (1-4-5) in a 2/19/10 contest against Massachusetts-Lowell, part of a five-game span that saw him amass 14 points (3-11-14)...Registered points in 32 of 39 games.

2008-09: Played in 38 games and led Maine in scoring with 32 points (13-19-32)...Earned a spot on the Hockey East All-Rookie Team...Named Hockey East Rookie of the Month for December...Finished second in Hockey East rookie scoring and 13th in overall conference scoring

PERSONAL

Gustav returns to Malmo, Sweden, during the offseason... He studied business and finance during college...He is active in the Salvation Army's annual fundraising efforts, serving as a bell ringer during the last holiday season... Volunteered for the 2014 MI Wings Community Tour in September, visiting pediatric patients and adult oncology patients at Covenant HealthCare in Saginaw, Mich., and participating in a school rally at Franklin Elementary School in Cadillac, Mich...He enjoys watching soccer and tennis and played golf, tennis and soccer growing up... He wants to stay involved with hockey after his playing career as a scout or a coach...His hockey hero as a youth: Peter Forsberg...Favorite food: steak...Favorite TV show: Entourage...Proudest accomplishment: will be finishing his degree from the University of Maine.



2014-15 DETROIT RED WINGS

27 KYLE QUINCEY

6-2, 207 lbs., Defense, Shoots Left
Born: Kitchener, Ontario – August 12, 1985
Last Amateur Club: Mississauga IceDogs (OHL)

BECAME A RED WING: Fourth round (132nd overall) in 2003 Entry Draft...
Re-acquired in a trade with Tampa Bay on 2/21/12.

CAREER STATS VS. NHL

TEAM	GP	G	A	PTS	PIM
ANA	14	2	4	6	23
ARI	14	0	8	8	21
BOS	7	0	1	1	4
BUF	6	0	1	1	6
CAL	21	1	6	7	15
CAR	9	0	1	1	8
CHI	23	3	8	11	20
COL	10	0	3	3	2
CBJ	23	1	2	3	12
DAL	20	1	4	5	12
DET	12	0	3	3	14
EDM	21	0	7	7	18
FLA	10	0	2	2	21
L.A.	15	1	5	6	10
MIN	19	3	2	5	18
MON	7	1	1	2	12
NSH	15	2	2	4	8
NJ	9	1	2	3	10
NYI	7	1	2	3	6
NYR	7	0	1	1	10
OTT	7	1	0	1	8
PHI	8	0	3	3	2
PIT	6	0	2	2	2
STL	18	1	5	6	9
SJ	16	1	2	3	25
TB	9	1	0	1	14
TOR	7	0	2	2	8
VAN	20	1	4	5	24
WSH	8	1	3	4	2
WGP	7	0	2	2	2
TOTAL	375	23	88	111	356

CAREER

Entering his 10th professional season and his seventh as part of the Red Wings organization... Re-signed to a two-year contract on July 3, 2014... Has logged 375 NHL games with Detroit (149), Colorado (154) and Los Angeles (72)... Made his NHL debut with the Red Wings on November 25, 2005 against Anaheim... Represented Canada at the 2012 IIHF World Championship.

BY SEASON

2013-14: One of two Red Wings (Drew Miller) to skate in all 82 regular-season games... Led Detroit in penalty minutes (88) and ranked among team leaders with 109 blocked shots (3rd), 31 takeaways (4th), and 20:48 TOI (4th)... Recorded 13 points (4-9-13)... Had points in three-of-four games from 12/28-1/4... Tied his first goal of the season on 12/12 at Tampa Bay... Played a season-high 25:41 on 12/23 vs. NY Islanders... Posted a +9 rating after 1/1 after starting the season -14... Notched the game-winning goal on 3/7 vs. New Jersey... Appeared in all five postseason games for Detroit, averaging 21:24 TOI.

2012-13: Made 36 appearances for Detroit... Missed two games with an ankle injury, 2/23-2/24, and 11 games with a fractured cheekbone, 3/16-4/14... Contributed three points (1-2-3) and a +7 rating... Averaged 19:13 TOI, ranking third among Red Wings defensemen... Ranked second on the team with 46 blocked shots and 12th with 29 hits... Finished fourth on the club in plus-minus... Skated in all 14 postseason games... Recorded two assists in the postseason (0-2-2)... Averaged 19:02 TOI, ranking seventh on the team... Finished second on the team with 12 PIM in the playoffs... Also appeared in 12 games for the CHL's Denver Cutthroats and registered 11 points (2-9-11).

2011-12: Skated in 54 games for Colorado and 18 games for Detroit after being re-acquired on 2/21/12... Notched an NHL career-high in goals (7; COL-5, DET-2)... Established his third-highest NHL points total (26; COL-23, DET-3) and third-highest NHL assists total (19; COL-18, DET-1)... Averaged 21:51 TOI in 72 regular season games for Colorado and Detroit... Finished season with 101 hits and 94 blocked shots... Appeared in all five postseason contests for Detroit vs. Nashville... Registered two assists in the playoffs (0-2-2)... Averaged 16:28 TOI in the postseason.

2010-11: Placed on Injured Reserve and missed last 55 games of the season after a shoulder injury on 12/11/12 vs. Washington... Missed five contests due to head injury, 11/9-11/17... Skated in 21 games and logged one assist.

2009-10: Led Colorado in ice time at 23:36 per game... Finished second among Colorado defensemen in scoring with 29 points (6-23-29) in 79 games... Ranked second on Colorado in hits (115) and third in blocked shots (143)... Earned +9 for the year, the third-best on the team... Logged career-high ice time (30:18) on 1/11/10 vs. Calgary... Skated in his 100th NHL game on 11/1/09 vs. Vancouver.



2014-15 DETROIT RED WINGS

27 KYLE QUINCEY continued



2008-09: Claimed off waivers by Los Angeles from Detroit on 10/13/08...Recorded his first NHL assist in Kings season debut vs. Carolina on 10/17/08...Led all Kings defensemen in both scoring and assists with 38 points (4-34-38) in 72 games...Also led the team with 27 power-play points...Notched seven multi-point games...Finished second on Los Angeles in ice time (20:58).

2007-08: Skated in six games with Detroit while spending most of the year in Grand Rapids...Recorded 20 points (5-15-20) and a team-high 149 penalty minutes in 66 games with the Griffins...Missed the entire preseason due to a broken hand in training camp...Was added to the Wings playoff roster as a Black Ace but did not skate in any postseason games.

2006-07: Appeared in six regular season contests and 13 postseason games with Detroit...Scored his first NHL goal on 4/7/07 vs. Chicago...Tallied 22 points (4-18-22) and 126 PIM in 65 games with the Grand Rapids Griffins.

2005-06: Made his NHL debut with Detroit in Anaheim on 11/25...Ranked fifth among AHL rookie defensemen with 33 points (7-26-33) in 70 games for Grand Rapids...Notched one assist in 16 playoff games for Grand Rapids.

2004-05: Named to the OHL Second All-Star Team...Recorded 46 points (15-31-46) and 111 penalty minutes in

CAREER HIGHLIGHTS

FIRSTS

FIRST GP: 11/25/2005 DET 1 AT ANA 3
 FIRST GOAL: 04/07/2007 DET 7 VS CHI 2
 FIRST GOAL VERSUS: LALIME, PATRICK.....AT 18:26 OF PERIOD 2
 FIRST ASST: 10/17/2008 LA 4 VS CAR 3

SOG: 7 (1X).....03/24/2012 DET 5 VS CAR 4
 PIM: 17 (1X).....04/01/2012 DET 2 VS FLA 1
 HAT TRICKS: 0
 MULTI-PT GAMES: 1401/21/2012 COL 3 AT LA 1 (0G-2A)
 SHOOTOUTS: 0 - 0
 PENALTY SHOTS: 0 - 0

MOSTS:.....MOST RECENTLY

GOALS: 1 (23X).....03/07/2014 DET 7 VS NJ 4
 ASSISTS: 2 (10X).....01/21/2012 COL 3 AT LA 1
 POINTS: 2 (14X).....01/21/2012 COL 3 AT LA 1 (0G-2A)

LONGEST PERSONAL STREAKS:

GOALS: 1 (23X).....03/07/2014 03/07/2014 (1G)
 ASSISTS: 4 (1X).....03/03/2009 03/09/2009 (4A)
 PTS: 5 (1X).....10/01/2009 10/12/2009 (1G-5A)

CAREER STATS REGULAR SEASON PLAYOFFS (BOLD)

SEASON	CLUB	LEAGUE	GP	G	A	P	PM	GP	G	A	P	PM
2005-06	DETROIT	NHL	1	0	0	0	0	0	0	0	0	0
2006-07	DETROIT	NHL	6	1	0	1	0	13	0	0	0	2
2007-08	DETROIT	NHL	6	0	0	0	4	0	0	0	0	0
2008-09	LOS ANGELES	NHL	72	4	34	38	63	0	0	0	0	0
2009-10	COLORADO	NHL	79	6	23	29	76	6	0	0	0	8
2010-11	COLORADO	NHL	21	0	1	1	18	0	0	0	0	0
2011-12	COLORADO	NHL	54	5	18	23	60	0	0	0	0	0
2011-12	DETROIT	NHL	18	2	1	3	29	18	0	2	2	8
2012-13	DETROIT	NHL	36	1	2	3	18	14	0	2	2	12
2013-14	DETROIT	NHL	82	4	9	13	88	5	0	0	0	2
DETROIT TOTALS			149	8	12	20	139	37	0	4	4	22
NHL TOTALS			375	23	88	111	356	43	0	4	4	30

2014-15 DETROIT RED WINGS

27 KYLE QUINCEY continued



55 games with Mississauga...Finished third in voting for the Max Kaminsky Trophy as the league's top defenseman... Ranked second in points on Mississauga and tenth among league blueliners...Selected as the Eastern Conference's "Best Defensive Defensemen"...Played in the 2005 OHL All-Star Game and was the co-winner of the Hardest Shot competition at the skills event (95 mph).

2003-04: Played three games with London before being traded to Mississauga...Recorded 39 points (14-25-39) and 139 penalty minutes in a combined 64 games...Played in the 2004 OHL All-Star Games...Recorded 16 points (3-13-16) in 24 playoff games for Mississauga, ranking fourth among OHL defensemen.

2002-03: Made Ontario Hockey League debut with London (66GP, 6-12-18, 77 PIM, +6)

PERSONAL

Kyle lives in Denver during the offseason...He is a co-founder of the House9 Hockey Foundation, which benefits youth hockey players...Kyle is also actively involved with Garth Brooks' Teammates for Kids Foundation... He is part owner of Boardworks Canada, which specializes in wakeboards, surfboards and paddleboards...Visited C.S. Mott Children's Hospital in Ann Arbor, Mich., as part of the Red Wings' 2014 MI Wings Community Tour in September... His hockey idol as a youth: Bill Berg.

2014-15 DETROIT RED WINGS



15 RILEY SHEAHAN

6-2 • 212 lbs. • Center • Shoots Left
Born: St. Catharines, Ontario – December 7, 1991
Last Amateur Team: Notre Dame (CCHA – NCAA)

BECAME A RED WING: First round (21st overall) of the 2010 NHL Entry Draft

CAREER STATS VS. NHL

TEAM	GP	G	A	PTS	PIM
ANA	2	0	0	0	0
BOS	1	0	0	0	0
BUF	2	0	0	0	0
CAL	1	0	0	0	0
CAR	1	1	0	1	0
CHI	3	0	0	0	6
COL	1	0	1	1	0
CBJ	2	0	1	1	0
EDM	1	1	0	1	0
FLA	2	1	1	2	0
L.A.	2	1	1	2	0
MIN	2	0	2	2	0
MON	4	2	1	3	0
NJ	2	0	1	1	0
NYI	1	0	0	0	0
NYR	2	0	0	0	0
OTT	1	1	0	1	2
PHI	1	0	0	0	0
PIT	2	1	1	2	0
STL	3	1	1	2	0
TB	2	0	1	1	0
TOR	3	0	2	2	2
VAN	1	0	0	0	0
WSH	2	0	2	2	0
TOTAL	44	9	15	24	10

CAREER

Entering his third professional season and second with the Red Wings...Made his NHL debut on April 7, 2012 vs. Chicago...Notched his first career NHL assist on December 21, 2013 at Toronto and scored his first goal on January 11, 2014 at Los Angeles...Selected as a finalist for the CCHA Best Defensive Forward Award with the University of Notre Dame in 2012...Won 2013 Calder Cup championship with the Grand Rapids Griffins.

BY SEASON

2013-14: Split his second professional season between Detroit and AHL Grand Rapids...Made his season Debut for Detroit on 12/17 vs. Anaheim and finished ninth on the team in scoring with 24 points (9-15-24) in 42 games...Placed fifth on the team with a +8 rating and ranked second with a 15.3 shooting percentage...Tied for 24th among NHL rookies in scoring...Recorded just six penalty minutes, tying with Pavel Datsyuk for fewest on the team among players who skated in more than 26 games...Recorded his first NHL points with two assists on 12/21 at Toronto...Notched his first NHL goal on 1/11 at Los Angeles (Jonathan Quick)...Tallied five multi-point games and ended the regular season on a season-best three-game point streak (3-0-3)...Also skated in 31 games for Grand Rapids and tallied 18 points (8-10-18)...Appeared in five playoff games for Detroit and returned to the Griffins to record five points (1-4-5) in eight postseason outings.

2012-13: Skated in one late-season game for Detroit, logging 6:47 TOI and one shot on goal on 4/7 vs. St. Louis...Ranked among Griffins leaders as a rookie with 16 goals (6th), 20 assists (9th), 36 points (7th) six power-play goals (T5th), two shorthanded goals (T2nd) and four game-winning goals (3rd)...Racked up 10 points (7-3-10) over a nine-game stretch from 12/21-1/9...Won the Calder Cup with the Griffins...Tied for the AHL rookie lead in the postseason and for sixth overall with 16 points (3-13-16) in 24 games.

2011-12: Turned professional following his junior season at Notre Dame, making his professional debut with Grand Rapids on 3/22 at San Antonio...Debuted for the Red Wings in the team's final regular-season game on 4/7 vs. Chicago, recording four penalty minutes and three shots on goal...Skated in seven total games with the Griffins, showing two points (1-1-2)...Finished his collegiate career with 25 points (9-16-25) in 37 games...Finished as runner-up to now-teammate Luke Glendening for CCHA Best Defensive Forward award.

2010-11: Recorded 22 points (5-17-22) in 40 games with the Fighting Irish as a sophomore, ranking seventh in club scoring...Helped Notre Dame reach the NCAA Frozen Four, where it lost in the semifinal round to eventual-champion Minnesota-Duluth.

2009-10: Tallied 17 points (6-11-17) for the University of Notre Dame as one of the youngest players in the NCAA, having started his freshman year at age 17...

**IT'S MORE
THAN HOCKEY.**

2014-15 DETROIT RED WINGS

15 RILEY SHEAHAN continued



Tied for Fighting Irish scoring lead by a freshman...Scored his first collegiate goal in his first game on 10/9 vs. Alabama-Huntsville.

PERSONAL

Riley lives in St. Catharines, Ontario...Related to Rocky DiPietro, a Hall of Fame CFL player...Riley will donate \$100 for every point he records during the 2014-15 season to the Michigan Humane Society's emergency rescue program as part of his charity program "Riley's Rescues." He will also visit the Detroit MHS location once a month...Volunteered for the 2014 MI Wings Community Tour in September, visiting pediatric patients and adult oncology patients at Covenant HealthCare in Saginaw, Mich., and participating in a school rally at Franklin Elementary School in Cadillac, Mich...Greatest hockey memory is winning the 2013 Calder Cup...Hockey idols growing up were Steve Yzerman and Rick Nash...Favorite musical artist: City and Colour...Favorite TV show: Breaking Bad...Favorite food: pizza and chicken wings.

CAREER HIGHLIGHTS

FIRSTS

FIRST GP:.....04/07/2012 DET 2 VS CHI 3
 FIRST ASST:.....12/21/2013 DET 5 AT TOR 4
 FIRST GOAL:.....01/11/2014 DET 3 AT LA 1
 FIRST GOAL VERSUS:
 QUICK, JONATHAN.....AT 17:11 OF PERIOD 1

SOG: 6 (1X).....03/11/2014 DET 1 AT CBJ 4
 PIM: 4 (1X).....04/07/2012 DET 2 VS CHI 3
 HAT TRICKS: 0
 MULTI-PT GAMES: 5...03/27/2014 DET 4 VS MTL 5 (1G-1A)
 SHOOTOUTS: 0 - 1 (000)
 PENALTY SHOTS: 0 - 0

MOSTS:.....MOST RECENTLY

GOALS: 1 (9X).....04/13/2014 DET 3 AT STL 0
 ASSISTS: 2 (2X).....03/22/2014 DET 3 AT MIN 2
 POINTS: 2 (5X).....03/27/2014 DET 4 VS MTL 5 (1G-1A)

LONGEST PERSONAL STREAKS:


GOALS: 3 (1X).....04/09/2014 04/13/2014 (3G)
 ASSISTS: 2 (4X).....03/25/2014 03/27/2014 (2A)
 PTS: 3 (1X).....04/09/2014 04/13/2014 (3G-0A)

CAREER STATS

REGULAR SEASON

PLAYOFFS (BOLD)

SEASON	CLUB	LEAGUE	GP	G	A	P	PM	GP	G	A	P	PM
2013-14	DETROIT	NHL	42	9	15	24	6	5	0	0	0	0
DETROIT TOTALS			44	9	15	24	10	5	0	0	0	0
NHL TOTALS			44	9	15	24	10	5	0	0	0	0



2014-15 DETROIT RED WINGS

2 BRENDAN SMITH

6-2, 198 lbs., Defense, Shoots Left
 Born: Toronto, Ontario – Feb. 8, 1989
 Last Amateur Hockey Club: Univ. of Wisconsin (WCHA – NCAA)

BECAME A RED WING: First round (27th overall) in the 2007 NHL Entry Draft.

CAREER STATS VS. NHL

TEAM	GP	G	A	PTS	PIM
ANA	6	0	3	3	9
ARI	5	0	1	1	4
BOS	3	0	0	0	2
BUF	4	1	0	1	4
CAL	4	0	1	1	4
CAR	3	0	0	0	2
CHI	6	0	2	2	7
COL	3	0	0	0	0
CBJ	7	0	0	0	13
DAL	4	0	0	0	6
EDM	4	0	0	0	13
FLA	5	1	1	2	2
L.A.	7	0	5	5	8
MIN	5	2	3	5	2
MON	4	0	0	0	6
NSH	5	0	0	0	0
NJ	3	2	0	2	2
NYI	2	0	2	2	0
NYR	4	0	0	0	2
OTT	4	0	1	1	11
PHI	3	0	1	1	2
PIT	3	0	0	0	2
STL	4	0	0	0	0
SJ	7	0	2	2	2
TB	4	0	1	1	4
TOR	4	0	2	2	2
VAN	3	0	1	1	6
WSH	3	0	2	2	2

TOTAL 119 6 28 34 117

CAREER

Entering his fifth professional season...Re-signed to a two-year contract on July 16, 2013... Made his NHL debut on November 17, 2011 at San Jose and scored his first NHL goal on March 2, 2012 against Minnesota...Named to the 2011 AHL All-Rookie Team...Named 2010 WCHA Defensive Player of the Year...Selected for WCHA First All-Star Team, NCAA West First All-American Team, NCAA Championship All-Tournament Team in 2009-10.

BY SEASON

2013-14: Notched 19 points (5-14-19) in a career-high 71 games, ranking third among Red Wings blueliners in scoring...Missed six games with a shoulder injury...Led the team with two fighting majors and placed second with 68 penalty minutes...Registered 57 hits and placed fifth on the team with 69 blocked shots... Ranked seventh on the team with 18:23 TOI...Notched his second and third career multi-point games on 11/29 at NY Islanders (0-2-2) and 3/22 at Minnesota (1-1-2)...Posted a plus rating in six-straight games, 11/24-12/6...Averaged 19:36 TOI and tied for the team lead with a plus-one rating and eight penalty minutes in five postseason games.

2012-13: Skated in 34 games during his first full NHL campaign...Missed three games as a healthy scratch and 11 games with a shoulder injury...Recorded eight points (0-8-8) and 36 PIM...Ranked eighth on the team with 18:24 TOI...Finished second among Detroit defensemen with 10 takeaways and ranked sixth on the team with 35 blocked shots...Credited with 20 hits...Appeared in all 14 playoff games... Tied for seventh on the team with five points (2-3-5) in the postseason...Registered a two-point game (1-1-2) on 5/6 vs. Anaheim...Notched the game-winning goal on 5/18 at Chicago...Also appeared in 32 games with the Grand Rapids Griffins... Recorded 20 points (5-15-20) and 49 penalty minutes.

2011-12: Appeared in 14 games for Detroit...Finished season with seven points (1-6-7)...Made his NHL debut on 11/17 at San Jose (19:18 TOI)... Notched his first career point (assist) on 11/19 at Los Angeles...Scored his first career NHL goal on 3/2 vs. Minnesota...Registered his first career multi-point game (0-2-2) on 3/19 vs. Washington ... Received an eight-game suspension from the NHL (three preseason games and five regular season games) for an illegal hit vs. Chicago on 9/30... Recorded 10-24-34 and 90 PIM in 57 games played with the Grand Rapids Griffins... His 24 assists and 34 points were career-highs...Led all Griffins blue-liners with 34 points...Scored three power-play goals and two shorthanded goals for Grand Rapids.

2010-11: Led all Griffins defensemen in goals (12), power play goals (5) and game-winning goals... Earned 32 points in 63 games for the Griffins, finishing with the third highest point total in franchise history for a first-year defenseman... Produced three separate four-game point streaks... Became the first rookie defenseman in franchise history to be selected to the AHL All-Star Game, though he did not play due to injury.



2014-15 DETROIT RED WINGS

2 BRENDAN SMITH continued

2009-10: Named to the WCHA First All-Star Team, the NCAA West First All-American Team, and the NCAA Championship All-Tournament Team...Chosen as a top-10 finalist for the Hobey Baker Award...Named the WCHA Defensive Player of the Year...Helped lead the Wisconsin Badgers to the NCAA title game in Detroit as a junior, losing to Boston College...Had a career year, leading all NCAA defensemen and tying for second overall in the WCHA with 52 points (15-37-52) in 42 games...Placed among the team's leaders in goals (3rd), assists (2nd), points (T2nd), penalty minutes (76, 1st), power play goals (11, 2nd) and game-winning goals (four, T1st)...Set collegiate highs for games played, goals, assists, points and PIM... Was a three-time winner of the WCHA Defensive Player of the Week honor.

2008-09: Ranked among the Badgers' leaders with nine goals (T6th), 14 assists (6th), 23 points (T7th), 75 PIM (2nd) and nine power play goals (2nd) in 31 contests... Led Wisconsin defensemen in goals and ranked second in points despite missing nine games with a broken wrist.

2007-08: Tied for second among Wisconsin freshmen with 12 points (2-10-12) in 22 games...Finished fourth among team defensemen in assists...Missed 18 contests due to injury.

2006-07: Helped St. Michael's reach the OPHL semifinals, ranking among the team's leaders with six goals (5th), 14 assists (2nd) and 20 points (T2nd) in 16 postseason games...Also led team defensemen in each point category during the regular season, with 36 points (12-24-39)



through 39 games...Ranked among the team's overall leaders in goals (T8th), assists (T4th) and points (6th)...Placed fourth on the team with 90 PIM...Skated for the South East All-Star Team at the OPHL All-Star Game...Named to the Ontario Hockey Association Top Prospect Team.

CAREER HIGHLIGHTS

FIRSTS

FIRST GP:.....11/17/2011 DET 2 AT SJ 5
 FIRST ASST:.....11/19/2011 DET 4 AT LA 1
 FIRST GOAL:.....03/02/2012 DET 6 VS MIN 0
 FIRST GOAL VERSUS:
 HARDING, JOSH.....AT 16:04 OF PERIOD 1

SOG: 6 (1X).....11/23/2013 DET 2 VS OTT 4
 PIM: 11 (1X).....11/02/2013 DET 5 AT EDM 0
 HAT TRICKS: 0
 MULTI-PT GAMES: 3.....03/22/2014 DET 3 AT MIN 2 (1G-1A)
 SHOOTOUTS: 0 - 0
 PENALTY SHOTS: 0 - 0

MOSTS:.....MOST RECENTLY

GOALS: 1 (6X).....04/08/2014 DET 4 AT BUF 2
 ASSISTS: 2 (2X).....11/29/2013 DET 5 AT NYI 0
 POINTS: 2 (3X).....03/22/2014 DET 3 AT MIN 2 (1G-1A)

LONGEST PERSONAL STREAKS:

GOALS: 1 (6X).....04/08/2014 04/08/2014 (1G)
 ASSISTS: 2 (7X).....03/22/2014 03/23/2014 (2A)
 PTS: 2 (7X).....03/22/2014 03/23/2014 (1G-2A)

CAREER STATS

REGULAR SEASON

PLAYOFFS (BOLD)

SEASON	CLUB	LEAGUE	GP	G	A	P	PM	GP	G	A	P	PM
2011-12	DETROIT	NHL	14	1	6	7	13	0	0	0	0	0
2012-13	DETROIT	NHL	34	0	8	8	36	14	2	3	5	10
2013-14	DETROIT	NHL	71	5	14	19	68	5	0	0	0	8
DETROIT TOTALS			119	6	28	34	117	19	2	3	5	18
NHL TOTALS			119	6	28	34	117	19	2	3	5	18

2014-15 DETROIT RED WINGS

2 BRENDAN SMITH continued



2005-06: Helped lead St. Michael's to an OPHL championship, earning six points (1-5-6) and 44 PIM in 17 playoff outings...Earned 26 points (5-21-26) and 55 PIM in 39 regular season games...Placed second among team defensemen in both assists and points.

PERSONAL

Brendan lives in Mimico, Ontario...He has two brothers: Rory plays professional lacrosse for the Colorado Mammoth and Reilly, a right wing for the Boston Bruins...He studied sociology at the University of Wisconsin...Brendan is the team spokesman for Breast Cancer Awareness Night, donating tickets and a meet-and-greet for the annual

game. He also donated a suite and will cover food-and-beverage to host women who are two-time breast cancer survivors at the 2014 BCA Night Game... He is active in the Salvation Army's annual fundraising efforts, serving as a bell ringer during the last holiday season...Volunteered for the 2014 MI Wings Community Tour in September, visiting pediatric patients and adult oncology patients at Covenant HealthCare in Saginaw, Mich., and participating in a school rally at Franklin Elementary School in Cadillac, Mich...His hockey idol as a youth: Bobby Orr...Favorite foods: pasta and chicken wings...Favorite movies: Step Brothers and Reservoir Dogs...Favorite sports to watch besides hockey: football and lacrosse.

2014-15 DETROIT RED WINGS



21 TOMAS TATAR

5-10, 186 lbs., Left Wing, Shoots Left
Born: Ilava, Slovakia – December 1, 1990
Last Amateur Club: Trencin (Slovakia U-20)

BECAME A RED WING: Second round (60th overall) in the 2009 NHL Entry Draft

CAREER STATS VS. NHL

TEAM	GP	G	A	PTS	PIM
ANA	3	1	1	2	0
BOS	3	2	2	4	0
BUF	3	0	0	0	0
CAL	4	0	1	1	2
CAR	2	0	1	1	0
CHI	4	2	0	2	2
COL	2	0	0	2	0
CBJ	6	0	2	2	4
DAL	2	1	0	1	0
EDM	5	1	1	2	0
FLA	5	1	2	3	2
L.A.	4	1	1	2	0
MIN	3	1	1	2	4
MON	4	2	0	2	2
NSH	4	1	0	1	0
NJ	3	1	1	2	0
NYI	4	1	1	2	0
NYR	2	0	0	0	0
OTT	4	1	3	4	4
PHI	3	2	0	2	0
PIT	4	1	1	2	2
STL	5	1	2	3	2
SJ	3	1	0	1	0
TB	5	0	0	0	2
TOR	4	1	0	1	4
VAN	4	1	1	2	2
WSH	3	1	2	3	2
WGP	2	0	0	0	0
TOTAL	100	24	23	47	34

CAREER

Entering his sixth professional season in North America...Re-signed to a three-year contract by Detroit, July 28, 2014...Made his NHL debut and registered his first career NHL goal on his first shot, December 31, 2010 vs. NY Islanders...Made his Olympic debut for Slovakia at the 2014 Winter Games in Sochi, Russia...Represented Slovakia at the IIHF World Championships in 2010, 2012 and 2014...Skated for Slovakia at the World Junior Championships in 2009 and 2010...Won 2013 Calder Cup championship with the Grand Rapids Griffins.

BY SEASON

2013-14: Skated in 73 games for Detroit during his first full NHL season...Ranked among team leaders with 19 goals (2nd), 20 assists (T5th), 39 points (6th), a +12 rating (3rd), three game-winning goals (T4th), 158 shots (1st) and a 10.7 shooting percentage (5th)...Also placed among Detroit's leaders with 81 hits (7th) and 41 takeaways (2nd)...Notched his first goal of the season and the game-winning goal on 10/30 at Vancouver...Set a career best with a three-game point streak (2-1-3) from 10/30-11/2...Tallied his first NHL two-goal game on 12/4 vs. Philadelphia and matched that on 3/27 vs. Montreal...Posted a three-game goal streak from 1/4-1/11...Registered three-straight two-point games (3-3-6) from 3/23-3/27...Finished the season on a three-game point streak (0-3-3) from 4/9-4/13, his fifth three-game point streak of the season...Had 11 multi-point games...Recorded two shootout-clinching goals...Made Slovakia's Olympic Team and tied for second on the club in two points (1-1-2) in four games...Also represented his country at the IIHF World Championship in Minsk, Belarus, and placed second with eight points (4-4-8) in seven games.

2012-13: Appeared in 18 games for Detroit...Registered seven points (4-3-7), a +2 rating and four PIM...Averaged 11:22 TOI...Recorded his first NHL assist on 2/7 vs. Calgary...Notched his first multi-point game with two points (1-1-2) on 2/15 vs. Anaheim...Scored in back-to-back games for the first time from 2/13-2/15...Did not see action in the postseason...Skated in 61 games with the Grand Rapids Griffins...Ranked among team leaders with 23 goals (T-2nd), 26 assists (4th), 49 points (2nd) and seven power-play goals (T-3rd)...Suited up in all 24 of Grand Rapids' playoff games and helped the team to a Calder Cup championship...Awarded Jack A. Butterfield Trophy as postseason MVP...Set a franchise record for goals in a playoff year with 16...Led the Griffins with 21 points (16-5-21)...Recorded five goals during the Calder Cup Finals.

2011-12: Appeared in 76 games for Grand Rapids...Recalled to Detroit three times during the season but did not appear in any NHL games...Tied for the Griffins team lead with a career-high 58 points (24-34-58)...Tied a career-high and led Grand Rapids with 24 goals and set a new career-high and ranked fifth on the



2014-15 DETROIT RED WINGS

21 TOMAS TATAR continued

team with 34 assists...Paced all Grand Rapids players with 224 shots on goal...Registered a +4 rating and tied a career-high with 45 PIM...Tallied three power-play goals... Played for Slovakia at the 2012 IIHF World Championships... Registered five points (2-3-5) in 10 games...Finished World Championships with a +1 rating, 18 shots on goal and averaged 13:59 TOI per game.

2010-11: Skated in nine games for Detroit...Made his NHL debut and registered his first career goal on his first shot, 12/31/10 vs. NY Islanders...Finished season with one point (1-0-1) in nine games for the Red Wings...Appeared in 70 games for Grand Rapids...Finished second on the team with 57 points (24-33-57)...Placed among the Griffins' team leaders with 24 goals (tied 2nd), 33 assists (2nd), a +14 rating (3rd), six power-play goals (tied 3rd) and five game-winning goals (1st)...Set a Grand Rapids franchise record recording seven points (2-5-7) in one game on 11/27/10 at Chicago, becoming the first AHL player to collect seven points in one game since 11/4/06...Also set a franchise record that same night with a +7 rating while tying marks for assists in a game (5), points in a period (4 in the second period) and assists in a period (3 in the second period).

2009-10: Played in 58 games for Grand Rapids...AHL's youngest player in 2009-10...Became the first Red Wings draft pick to begin the season in Grand Rapids the same year he was drafted...Registered 32 points (16-16-32)



to lead all Grand Rapids rookies in scoring...Tied for fifth on the squad with 16 goals and third with three game-winning goals...Registered his first AHL point (assist) in his AHL debut on 10/18/09 at San Antonio...Scored his first AHL goal on 10/29/09 vs. Houston...Season-high five-game point streak 11/20/09-11/28/09 (4-5-9 during streak)...Recorded his first career two-goal game 4/2/10 at Abbotsford...Played for Slovakia at the World Junior

CAREER HIGHLIGHTS

FIRSTS

FIRST GP:.....12/31/2010 DET 3 VS NYI 4
 FIRST GOAL:.....12/31/2010 DET 3 VS NYI 4
 FIRST GOAL VERSUS:
 ROLOSON, DWAYNE.....AT 10:18 OF PERIOD 3
 FIRST ASST:.....02/07/2013 DET 5 AT STL 1

MOSTS:.....MOST RECENTLY

GOALS: 2 (2X).....03/27/2014 DET 4 VS MTL 5
 ASSISTS: 2 (1X).....03/25/2014 DET 2 AT CBJ 4
 POINTS: 2 (12X).....04/02/2014 DET 3 VS BOS 2 (1G-1A)

SOG: 6 (1X).....12/04/2013 DET 3 VS PHI 6
 PIM: 4 (1X).....03/22/2014 DET 3 AT MIN 2
 HAT TRICKS: 0
 MULTI-PT GAMES: 12...04/02/2014 DET 3 VS BOS 2 (1G-1A)
 SHOOTOUTS: 3 - 9 (333)
 PENALTY SHOTS: 0 - 0

LONGEST PERSONAL STREAKS:

GOALS: 3 (1X).....01/04/2014 01/11/2014 (3G)
 ASSISTS: 3 (1X).....04/09/2014 04/13/2014 (3A)
 PTS: 3 (5X).....04/09/2014 04/13/2014 (0G-3A)

CAREER STATS

REGULAR SEASON

PLAYOFFS (BOLD)

SEASON	CLUB	LEAGUE	GP	G	A	P	PM	GP	G	A	P	PM
2010-11	DETROIT	NHL	9	1	0	1	0	0	0	0	0	0
2012-13	DETROIT	NHL	18	4	3	7	4	0	0	0	0	0
2013-14	DETROIT	NHL	73	19	20	39	30	5	0	0	0	8
DETROIT TOTALS			100	24	23	47	34	5	0	0	0	8
NHL TOTALS			100	24	23	47	34	5	0	0	0	8

2014-15 DETROIT RED WINGS

21 TOMAS TATAR continued



Championship in Saskatoon, SK, registering five points (3-2-5) in six games...Made his debut with Slovakia's World Championship team and registered two goals (2-0-2) in six games.


2008-09: Appeared in 48 games for Zvolen (Slovakia's ExtraLiga)...Finished the season with 15 points (7-8-15)...Skated in 13 playoff games, finishing with eight points (5-3-8)...Led Slovakia to a fourth-place finish at the World Junior Championship, leading his team and tying for fourth overall in the tournament with 11 points (7-4-11) in seven games.

PERSONAL

Tomas returns to his hometown in Slovakia during

the offseason...Founded "Tatar's Totes" in 2014-15 and will donate \$100 per point this season to the Gleaners Community Food Bank's Backpack Program, which sends a bag with six meals home to hungry elementary students... Volunteered for the 2014 MI Wings Community Tour this September, visiting the Michigan National Guard Joint Forces Headquarters in Lansing, Mich., signing autographs and meeting National Guard members from the Lansing area, and packed meals for Kids' Food Basket in Grand Rapids, Mich., to help attack childhood hunger through the Sack Supper program...His hockey idols as a youth: Steve Yzerman and Pavel Bure... Favorite sports besides hockey: soccer and tennis...Favorite food: steak...Favorite TV Show: How I Met Your Mother...Favorite website: Facebook.

2014-15 DETROIT RED WINGS



90 STEPHEN WEISS

5-11, 190 lbs., Center, Shoots Left

Born: Toronto, ON – April 3, 1983

Last Amateur Club: Plymouth Whalers (OHL)

BECAME A RED WING: Signed as a free agent, July 5, 2013

CAREER STATS VS. NHL

TEAM	GP	G	A	PTS	PIM
ANA	7	0	6	6	6
ARI	8	2	1	3	2
BOS	34	5	9	14	10
BUF	37	8	15	23	14
CAL	9	0	1	1	0
CAR	53	13	21	34	37
CHI	10	1	2	3	0
COL	11	7	5	12	4
CBJ	9	1	2	3	4
DAL	11	3	6	9	2
DET	9	3	5	8	4
EDM	9	1	1	2	2
FLA	2	0	0	0	2
L.A.	8	0	0	0	8
MIN	8	0	5	5	2
MON	33	10	10	20	18
NSH	10	1	5	6	6
NJ	33	6	15	21	14
NYI	34	11	12	23	23
NYR	31	4	7	11	18
OTT	34	7	4	11	10
PHI	36	7	16	23	42
PIT	32	8	11	19	16
STL	8	2	1	3	2
SJ	8	2	3	5	0
TB	51	11	23	34	18
TOR	32	9	14	23	10
VAN	10	1	4	5	2
WSH	50	14	27	41	31
WGP	53	10	20	30	18
TOTAL	680	147	251	398	325

CAREER

Entering his 12th season in the NHL and second with Detroit...Signed a five-year contract with Detroit on July 5, 2013...Originally a first-round (4th overall) selection of the Florida Panthers in the 2001 NHL Entry Draft...Florida's all-time leader in games played (654) and assists (249) while ranking second in points (394) and fourth in goals (145)...Won a silver medal with Canada at the 2002 IIHF World Junior Championship...Member of the 2000 OHL All-Rookie Team...Played for the OHL's Plymouth Whalers from 1999-02...Has 87 career multi-point games.

BY SEASON

2013-14: Played only 26 games in his first season with Detroit due to injuries...Tallied four points (2-2-4) and 12 penalty minutes...Averaged 14:45 TOI...Scored his first goal with the Red Wings in overtime on 10/4 at Carolina...Notched his first assist with the club on 11/4 at Winnipeg...Won 51.5 percent of his faceoffs, ranking fourth on the team...Did not skate for the Red Wings after 12/10 at Florida.

2012-13: Limited to 17 games with Florida...Missed four games with a lower-body injury (1/24-1/31) and 27 games due to season-ending wrist surgery...Collected four points (1-3-4)...Credited with six hits, 10 blocked shots and 13 takeaways...Averaged 18:27 TOI...Scored his only goal of the season on 2/7 at Philadelphia.

2011-12: Appeared in 80 games for Florida, tying his career high in games played...Recorded his fourth 20-goal season with the Panthers and set a career high with 60 penalty minutes...Finished among Florida's leaders with 20 goals (3rd), 37 assists (2nd), 57 points (2nd), +5 (T-2nd), 60 PIM (3rd), six game-winning goals (1st) and a 13.4% shooting percentage (1st)...Also recorded 92 hits (8th), 61 blocked shots (8th) and 56 takeaways (T-3rd)...Ranked ninth in the league with 1,469 faceoffs and was a team-best 53.2% on the draw...Equaled a career high with four points (2-2-4) on 10/17 at Tampa Bay...Registered a career-high 20 penalty minutes on 11/13 vs. Philadelphia...Posted back-to-back three-point games (3-3-6 from 12/3-12/5)...Skated in his 600th NHL game on 1/18 at Colorado...Became Florida's all-time assist leader with his 232nd helper on 1/16 vs. Boston...Picked up seven points (3-4-7) during a season-best six-game point streak from 3/15-3/25...Averaged 20:30 TOI in the regular season...Skated in all seven of Florida's games during the ECQ against New Jersey...Tied for second on the team with five points (3-2-5)...Made his NHL postseason debut on 4/13 vs. New Jersey...Scored the fastest playoff goal in Panthers history (0:23) on 4/15 vs. New Jersey...Became the first player in franchise history to score two power-play goals in a playoff game, 4/15 vs. New Jersey...Averaged 21:06 TOI in the postseason.

2010-11: Skated in 76 games for Florida...Led the Panthers in scoring for the third straight season with 49 points (21-28-49)...Ranked 24th in the NHL in faceoff percentage at 53.9%...Finished first on Florida with two shorthanded goals and third with 172 shots...Led the team's forwards with 20:05 TOI, ranking fifth on the team overall...Tallied a season-high nine shots and three points (2-1-3) on

**IT'S MORE
THAN HOCKEY.**

2014-15 DETROIT RED WINGS

90 STEPHEN WEISS continued

11/5 vs. Carolina...Notched the overtime-winner with his second goal of the night on 12/7 vs. Colorado...Recorded his 300th NHL point on 12/15 vs. Carolina...Tied a career high with three assists on 1/11 vs. Washington...Scored in three straight games, 3/15-3/19.

2009-10: Played in a career-high 80 games for Florida... Posted the second-highest point total of his career with a team-best 60 points, including a career-high 28 goals (28-32-60)...Led the team with 12 power-play goals (1-13th, NHL), a 15.6% shooting percentage and 63 takeaways... Recorded the second hat trick of his career on 12/2 vs. Colorado and also scored the shootout-deciding goal... Enjoyed a career-long four-game goal streak, scoring six goals from 11/30-12/5...Racked up 13 points (5-8-13) during a career-high seven-game point streak from 12/11-12/21...Set a career high with four points (1-3-4) on 12/21 at Philadelphia...Scored his 100th NHL goal on 3/21 vs. Tampa Bay.

2008-09: Skated in 78 games for Florida...Led Florida with a career-best 61 points (14-47-61)...Also set career highs in assists (47) and plus-minus (+19)...Matched a then-career high with three points on four occasions: 1/29 vs. Montreal, 2/3 at Toronto, 3/1 at Washington and 3/3 at Atlanta...Scored an overtime goal on 1/29 vs. Montreal...



Tied a career high with three assists on 3/3 at Atlanta... Tallied his first-ever shorthanded goal on 3/19 vs. Toronto... Averaged 17:48 TOI.

2007-08: Appeared in 74 games for Florida...Tallied 42 points (13-29-42) and a +14 rating...Led the team with 618 faceoff wins on 1,198 draws...Posted three early-season

CAREER HIGHLIGHTS

FIRSTS

FIRST GP: 04/03/2002 FLA 3 VS PIT 2
 FIRST GOAL: 04/03/2002 FLA 3 VS PIT 2
 FIRST GOAL VERSUS:
 AUBIN, JEAN-SEBASTIEN AT 10:13 OF PERIOD 3
 FIRST ASST: 04/08/2002 FLA 4 AT PHI 4

MOSTS:.....MOST RECENTLY

GOALS: 3 (2X).....12/02/2009 FLA 6 VS COL 5
 ASSISTS: 3 (3X).....01/11/2011 FLA 4 VS WAS 3
 POINTS: 4 (2X).....10/17/2011 FLA 7 AT TB 4 (2G-2A)

SOG: 9 (2X).....11/05/2010 FLA 7 VS CAR 4
 PIM: 20 (1X).....11/13/2011 FLA 2 VS PHI 3
 HAT TRICKS: 2.....12/02/2009 FLA 6 VS COL 5 (3G)
 MULTI-PT GAMES: 87.....03/15/2012 FLA 6 VS BOS 2 (1G-1A)
 SHOOTOUTS: 9 - 39 (.231)
 PENALTY SHOTS: 0 - 2 (.000)

LONGEST PERSONAL STREAKS:

GOALS: 4 (1X).....11/30/2009 12/05/2009 (6G)
 ASSISTS: 5 (1X).....12/31/2008 01/08/2009 (6A)
 PTS: 7 (1X).....12/11/2009 12/21/2009 (5G-8A)

CAREER STATS

REGULAR SEASON

PLAYOFFS (BOLD)

SEASON	CLUB	LEAGUE	GP	G	A	P	PM	GP	G	A	P	PM
2001-02	FLORIDA	NHL	7	1	1	2	0	0	0	0	0	0
2002-03	FLORIDA	NHL	77	3	15	21	17	0	0	0	0	0
2003-04	FLORIDA	NHL	50	12	17	29	10	0	0	0	0	0
2005-06	FLORIDA	NHL	41	9	12	21	22	0	0	0	0	0
2006-07	FLORIDA	NHL	74	20	28	48	28	0	0	0	0	0
2007-08	FLORIDA	NHL	74	13	29	42	40	0	0	0	0	0
2008-09	FLORIDA	NHL	78	14	47	61	22	0	0	0	0	0
2009-10	FLORIDA	NHL	80	28	32	60	40	0	0	0	0	0
2010-11	FLORIDA	NHL	76	21	28	49	49	0	0	0	0	0
2011-12	FLORIDA	NHL	80	20	37	57	60	7	3	2	5	6
2012-13	FLORIDA	NHL	17	1	3	4	25	0	0	0	0	0
2013-14	DETROIT	NHL	26	2	2	4	12	0	0	0	0	0
FLORIDA TOTALS			26	2	2	4	12	0	0	0	0	0
NHL TOTALS			680	147	251	398	325	7	3	2	5	6

2014-15 DETROIT RED WINGS

90 STEPHEN WEISS continued



four-game point streaks, picking up five points (1-4-5) from 10/11-10/18, four points (0-4-4) from 10/26-11/2 and five points (1-4-5) from 11/17-11/23.

2006-07: Appeared in 74 games for Florida...Reached the 20-goal plateau for the first time in the NHL and recorded 48 points (20-28-48)...Led Florida with 10 power-play goals...Tied a then-career high three-points on six occasions: 10/11 vs. Carolina, 1/11 at Carolina, 1/13 vs. Washington, 2/17 vs. Tampa Bay, 2/24 vs. Boston and 3/15 vs. Buffalo...Recorded his first NHL hat trick on 1/13 vs. Washington.

2005-06: Skated in 41 games for Florida...Missed 41 games with a wrist injury...Notched 21 points (9-12-21)...Ranked third on the team with five power-play goals...Averaged 15:15 TOI...Recorded four multi-point games...Scored a season-high two goals on 11/1 at Montreal.

2004-05: Split the season with the AHL's San Antonio Rampage and Chicago Wolves...Recorded 38 points (15-23-38) in 62 games with San Antonio...Led the Rampage in goals, assists and points...Loaned to Chicago on 3/8...Appeared in 18 games for the Wolves, recording 16 points (7-9-16)...Helped Chicago reach the Calder Cup Finals with nine points (2-7-9) in 18 playoff games.

2003-04: Appeared in 50 games for Florida...Missed 16 games with a knee injury, 2/3-3/6...Registered 29 points (12-17-19)...Ranked fifth on the Panthers on points and second in shooting percentage (14.6%)...Averaged 17:41

TOI...Recorded his first-ever two-goal game on 11/28 at Buffalo...Skated in his 100th NHL game on 12/10 vs. Boston...Set a then-career high with three points (1-2-3) on 1/21 vs. Colorado...Also appeared in 10 games for the AHL's San Antonio Rampage...Notched nine points (6-3-9) in 10 games before being recalled to the NHL.

2002-03: Played in 77 games for Florida during his first full NHL season...Missed five games with a broken toe, 2/18-2/26...Recorded 21 points (6-15-21)...Finished ninth on the team in scoring and tied for third with two game-winning goals...Averaged 14:17 TOI...Scored the overtime-winner on 1/25 vs. Carolina.

2001-02: Appeared in seven late-season games for Florida...Registered two points (1-1-2)...Scored his first NHL goal/point on his 19th birthday, 4/3 vs. Pittsburgh...Recorded his first NHL assist on 4/8 at Philadelphia...Also skated in 46 games for the OHL's Plymouth Whalers...Recorded 70 points (25-45-70)...Led the club in assists, points, plus-minus (+38), game-winning goals (tied, 5) and shorthanded goals (tied, 3)...Recorded nine points (2-7-9) in six playoff games...Represented Canada at the IIHF World Junior Championship...Tallied four points (3-1-4) for his country...Won a silver medal.

2000-01: Skated in 62 games for the Plymouth Whalers...Finished ninth in the OHL with 87 points (40-47-87)...Led the Whalers in goals, assists and points...Led the club in postseason scoring with 23 points (7-16-23) in 18 games...Helped Plymouth reach the OHL Finals for the second straight year...Named OHL Player of the Week (Oct. 29) and OHL Player of the Month (October)...Voted Western Conference's Smartest Player and Best Stickhandler in annual OHL Coaches' Poll.

1999-00: Appeared in 64 games for the Plymouth Whalers...Recorded 66 points (24-42-66)...Notched 26 points (8-18-26) in 23 playoff games...Helped Plymouth to the OHL Finals...Finalist for OHL Rookie of the Year...Named to OHL First All-Rookie Team.

PERSONAL


Stephen and his wife, Ashley, return to the Toronto area in the offseason...Stephen founded "Weiss Warriors" in 2014-15 and will host a pediatric cancer patient and his/her family in a suite for select games this season, donating suites to Gilda's Club, Wigs 4 Kids and Children's Leukemia Foundation of Michigan...Visited C.S. Mott Children's Hospital in Ann Arbor, Mich., as part of the Red Wings' 2014 MI Wings Community Tour in September...He is also active in the Salvation Army's annual fundraising efforts, serving as a bell ringer during the last holiday season.

2014-15 DETROIT RED WINGS

40 HENRIK ZETTERBERG

5-11, 197 lbs., Center, Shoots Left
Born: Njurunda, Sweden – October 9, 1980
Last Amateur Club: Timra IK (Sweden)

BECAME A RED WING: Seventh round (210th overall) in the 1999 NHL Entry Draft.



CAREER STATS VS. NHL

TEAM	GP	G	A	PTS	PIM
ANA	36	17	20	37	22
ARI	39	17	30	47	16
BOS	12	6	8	14	2
BUF	12	1	7	8	6
CAL	38	15	12	27	10
CAR	11	9	6	15	4
CHI	52	19	31	50	24
COL	35	8	19	27	6
CBJ	56	17	31	48	45
DAL	37	11	33	44	20
EDM	39	9	26	35	16
FLA	10	2	6	8	4
L.A.	38	17	18	35	20
MIN	36	15	19	34	10
MON	9	2	6	8	2
NSH	58	17	32	49	20
NJ	10	1	5	6	6
NYI	10	1	4	5	2
NYR	9	2	4	6	2
OTT	12	2	12	14	2
PHI	10	9	7	16	0
PIT	11	7	5	12	4
STL	59	25	41	66	20
SJ	39	17	19	36	16
TB	11	3	5	8	4
TOR	9	6	4	10	2
VAN	39	13	16	29	10
WSH	11	5	4	9	8
WGP	11	6	11	17	6
TOTAL	759	279	441	720	309

CAREER

Entering his 12th NHL season, all with Detroit... Won his first Stanley Cup championship in 2008... Won the 2008 Conn Smythe Trophy as playoff MVP ...Named a Second Team NHL All-Star in 2008... Finalist for the 2008 Selke Trophy (best defensive forward)... Member of the 2002-03 NHL All-Rookie Team... Runner-up for the 2003 Calder Trophy as the NHL's Rookie of the Year... Has 164 career multi-point games... Signed a 12-year contract with Detroit on January 28, 2009, the longest deal in club history... Won a Gold Medal with Sweden at the 2006 Olympic Winter Games... Viking Award winner (best Swede playing in North America) in 2007 and 2008... Swedish Elite League Rookie of the Year in 2000-01... Represented Sweden at the 2002, 2006 (gold), 2010 and 2014 (silver) Winter Olympic Games... Played for Sweden at the 2001 (bronze), 2002 (bronze), 2003 (silver), 2005, 2006 (gold) and 2012 IIHF World Championships... Named 36th captain in team history on January 15, 2013... Won the 2013 NHL Foundation Player Award (community service).

BY SEASON

2013-14: Limited to a career-low 45 games played due to a back injury... Still ranked among Red Wings leaders with 16 goals (15th), 20 assists (5th), 48 points (T4th), a +19 rating (1st), 151 shots (3rd) and 17 power-play points (T3rd)... Won 53% of his faceoffs, ranking second on the team... Led all Detroit forwards in ice time with an average of 20:33... Recorded five goals over a five-game stretch from 10/4-10/15... Racked up 10 shots on goal on 10/4 at Carolina, the individual game total for Detroit for the season... Picked up eight points (4-4-8) during a five-game point streak from 10/12-10/19... Logged a season-high six-game point streak from 11/1-11/12, tallying nine points (4-5-9)... Registered his 700th NHL point on 11/24 at Buffalo... Recorded a season-high three points on five occasions and logged three separate three-assist games (11/21 vs. Carolina, 1/22 vs. Chicago and 2/2 at Washington... Had at least one shot on goal in all but two games (1/20 vs. St. Louis and 2/8 at Tampa Bay... Made his final regular season appearance on 2/8 at Tampa Bay, as he suffered a back injury while captaining Sweden at the 2014 Winter Olympics... Returned for two playoff games against Boston, picking up two points (1-1-2) during the team's Game 5 loss.

2012-13: Appeared in 46 games for Detroit in his first season as captain... Missed two games with a groin injury... Ranked second on the team with 48 points (11-37-48)... Finished among team leaders with 37 assists (1st), four power-play goals (4th), two shorthanded goals (1st), five game-winning goals (2nd) and 29 takeaways (2nd)... Led the team with 173 shots, marking the seventh time he has had at least a share of the team lead in shots... Held without a shot in only two games... Tied for 13th in the NHL in scoring... Ranked sixth in the league in shots... Led Detroit forwards and ranked 15th among NHL forwards with 20:31 TOI... Skated in his 700th NHL game on 3/24 at Anaheim... Recorded his 400th NHL assist on 4/11 vs. San Jose... Tied a career high with five points, including his fifth career hat trick (3-2-5) on 2/1 vs. St. Louis... Owned a season-best six-game point

**IT'S MORE
THAN HOCKEY.**

2014-15 DETROIT RED WINGS

40 HENRIK ZETTERBERG continued

streak (5-7-12 from 1/21-2/1)...Registered 14 multi-point games...Posted four multi-point games over the final four games of the season (2-8-10 from 4/22-4/27)...Appeared in all 14 postseason games...Led the team and tied for 14th in the NHL with 12 playoff points (4-8-12)...Recorded three multi-point games in the final three games of the WCQ against Anaheim (3-4-7 from 5/8-5/12)...Notched an overtime-winning goal in Game 6 of the WCQ vs. Anaheim... Averaged 19:58 TOI in the postseason...Also appeared in 23 games with EV Zug (Switzerland)...Finished fourth on Zug with 32 points (16-16-32).

2011-12: Skated in all 82 games for Detroit, a new career-high and one of two Red Wings players to do so (Kronwall)...Led the team with 69 points (22-47-69)... His 47 assists ranked second on the team (Datsyuk-48)... Led Detroit with 267 shots on goal, the sixth consecutive season he has led or tied for the team lead in SOG...Led all Detroit forwards averaging 19:50 TOI per game...Registered 14 multi-point games...Appeared in his 600th career game 11/11 vs. Edmonton...Collected his 600th career point (assist) 2/17 vs. Nashville...Tied a career-high with four assists 3/26 vs. Columbus...Notched three power-play goals and four game-winning goals...Won 49.1% of his 1,115 face-offs taken (548W-567L)...Recorded three or



CAREER HIGHLIGHTS

FIRSTS

FIRST GP: 10/10/2002 DET 6 AT SJ 3
 FIRST ASST: 10/10/2002 DET 6 AT SJ 3
 FIRST GOAL: 10/13/2002 DET 4 AT ANA 2
 FIRST GOAL VERSUS: GIGUERE, JEAN-SEBASTIEN ... AT 13:42 OF PERIOD 3

SOG: 10 (3X)..... 10/04/2013 DET 3 AT CAR 2
 PIM: 15 (1X)..... 01/21/2012 DET 3 VS CBJ 2
 HAT TRICKS: 5..... 02/01/2013 DET 5 VS STL 3 (3G)
 MULTI-PT GAMES: 178.. 02/02/2014 DET 5 AT WAS 6 (0G-3A)
 SHOOTOUTS: 13 - 53 (.245)
 PENALTY SHOTS: 0 - 0

MOSTS:.....MOST RECENTLY

GOALS: 3 (5X)..... 02/01/2013 DET 5 VS STL 3
 ASSISTS: 4 (3X)..... 03/26/2012 DET 7 VS CBJ 2
 POINTS: 5 (2X)..... 02/01/2013 DET 5 VS STL 3 (3G-2A)

LONGEST PERSONAL STREAKS:

GOALS: 6 (1X)..... 10/10/2007 10/20/2007 (6G)
 ASSISTS: 6 (3X)..... 01/21/2013 02/01/2013 (7A)
 PTS: 24 (1X)..... 02/11/2007 11/11/2007 (22G-21A)

CAREER STATS

REGULAR SEASON

PLAYOFFS (BOLD)

SEASON	CLUB	LEAGUE	GP	G	A	P	PM	GP	G	A	P	PM
2002-03	DETROIT	NHL	79	22	22	44	8	4	1	0	1	0
2003-04	DETROIT	NHL	61	15	28	43	14	12	2	2	4	4
2005-06	DETROIT	NHL	77	39	46	85	30	6	6	0	6	2
2006-07	DETROIT	NHL	63	33	35	68	36	18	6	8	14	12
2007-08	DETROIT	NHL	75	43	49	92	34	22	13	14	27	16
2008-09	DETROIT	NHL	77	31	42	73	36	23	11	13	24	13
2009-10	DETROIT	NHL	74	23	47	70	26	12	7	8	15	6
2010-11	DETROIT	NHL	80	24	56	80	40	7	3	5	8	2
2011-12	DETROIT	NHL	82	22	47	69	47	5	2	1	3	4
2012-13	DETROIT	NHL	46	11	37	48	18	14	4	8	12	8
2013-14	DETROIT	NHL	45	16	32	48	20	2	1	1	2	0
DETROIT TOTALS			759	279	441	720	309	125	56	60	116	67
NHL TOTALS			759	279	441	720	309	125	56	60	116	67

2014-15 DETROIT RED WINGS

40 HENRIK ZETTERBERG continued

more points in seven games...Registered a career-high 47 PIM...Appeared in all five postseason games for Detroit... Tied for team lead (Datsyuk) with three playoff points (2-1-3)...Tied for team lead (Hudler) with two postseason goals and led team with two power-play goals...Fired a team-high 23 shots on goal in Round One vs. Nashville... Led all Detroit forwards and ranked second on the team (Lidstrom) averaging 23:05 TOI in the playoffs...Notched his 50th career postseason goal and collected his 100th career playoff point in Game One vs. the Predators.

2010-11: Appeared in 80 games for Detroit...Missed final two games of regular-season with a knee injury...Led the Red Wings with 80 points (24-56-80), the third time in his career he reached the 80-point plateau...Set a new career-high with 56 assists...Tied for the team lead with 10 power-play goals...Fired a team-high 306 shots on goal, his fourth consecutive season of 300-or-more...Notched three game-winning goals (11/8 vs. Phoenix, 12/22 vs. Vancouver, 3/16 vs. Washington)...Tied a career-high with four assists 12/15 vs. St. Louis...Registered 40 PIM and was -1 on the season...Averaged 19:35 of ice time per game in the regular-season...Registered his 500th career point (assist) on 12/3 at Anaheim...Picked up his 300th career assist on 1/7 at Calgary...Won 52.4% of his team-high 984 face-offs taken...Appeared in 7 postseason games for Detroit...Missed entire first round vs. Phoenix with a knee injury...Registered 8 points (3-5-8) and was +6 in second round vs. San Jose...Led Detroit forwards averaging 21:59 of ice time per game in the postseason...Six-game point streak from Round Two Game Two through Round Two Game Seven vs. San Jose (3-5-8 during streak).

2009-10: Appeared in 74 games for the Wings... Missed eight games with a shoulder injury from 12/19 to 1/5...Tied for team lead with 70 points (Datsyuk)...Scored his 200th career goal on 3/3 vs. Vancouver...Played in the 500th game of his career on 3/30 vs. Edmonton... Notched a career-high five points (3-2-5) on Nov. 14 vs. Anaheim...Named the NHL's first star of the week for the week ending Nov. 15...Third on Detroit with 23 goals...Led Detroit with 47 assists...Scored three power-play goals and led the Red Wings with six game-winning goals... Fired a team high 309 shots on goal...Averaged 20:04 of ice time per game in the regular season, second among Detroit forwards...Played in all 12 postseason games... Finished second on team with 15 postseason points (Franzen-18)...Led Detroit with 7 postseason goals and a +11 rating...Scored two power-play goals and two game-winning goals during the postseason...Averaged 20:25 of ice time per game in the postseason...Finished second on

team with 45 postseason shots on goal (Franzen-48)... Registered six multi-point games in the playoffs...Four game point streak from Round One Game Two through Game Five (6-2-8 during streak)...Tallied a hat trick in Round One Game Two at Phoenix.

2008-09: Appeared in 77 games for Detroit...Missed five games due to injury (3 - back, 2 - groin)...Finished second on Detroit with 73 points (31-42-73)...Tied a career high with 36 PIM...Led team and finished fifth in NHL with 309 shots on goal...Led Detroit with 12 power-play goals...Led all Red Wings forwards with 19:52 of ice time per game in regular season...Led Detroit with two shorthanded goals... Recorded 30 power-play points (12-18-30)...Recorded 17 multi-point games...Recorded a career high four assists on 3/20 at Atlanta...Recorded his 200th career assist 1/1 at Chicago...Played in his 400th career game 1/28 at Columbus...Recorded his 400th career point 3/29 vs. Nashville...Named a 2009 Second Team All-Star...Signed a new 12-year contract with Detroit on January 28... Appeared in all 23 postseason games...Led Detroit for second straight postseason and finished third in NHL with 24 points (11-13-24)...Finished second on team with a +13 postseason rating (Cleary +17)...Tied for team lead with four postseason power-play goals (Franzen)...Led Detroit forwards averaging 22:09 of ice time in postseason... Recorded an eight game point streak from Round Two Game One vs. Anaheim through Round Three Game One vs. Chicago (4-8-12 during streak).

2007-08: Appeared in 75 games...Missed seven games with back spasms (12/22 - 12/31; 1/22 - 1/23)...Established career highs in goals (43), assists (49) and points (92)...Set a franchise record for longest point streak to start a season, registering at least one point in first 17 games (13g, 14a from 10/3 - 11/11)...Earned the NHL's No. 1 Star for October (10-12-22 in 13 games)...Finished second in NHL with 358 shots on goal (Ovechkin - 446)...Registered two hat tricks (12/7 vs. Minnesota and 3/19 vs. Columbus)...Recorded at least one point in 61 of 75 games played...Finalist for the Selke Trophy as NHL's best defensive forward (won by Datsyuk)...Appeared in all 22 postseason games...Set a new franchise record and tied for NHL postseason lead with 27 points (Crosby)...Set a new franchise record along with teammate Johan Franzen for most goals in one postseason (13)...Established a new career postseason high with 14 assists...Tied for NHL's postseason lead with a +16 rating (Kronwall)...Led NHL with 116 postseason shots on goal... Recorded a nine-game postseason point streak from Round 1 Game 6 vs. Nashville through Round 3 Game 4 vs. Dallas (8-8-16 during streak)...Finished second on team with 4

2014-15 DETROIT RED WINGS

40 HENRIK ZETTERBERG continued



postseason game-winning goals (Franzen – 5)...Scored the Stanley Cup clinching game-winning goal in Game 6 of the SCF at Pittsburgh...Won 2008 Conn Smythe Trophy as the playoff MVP...Won his first Stanley Cup championship.

2006-07: Played in 63 games and missed the final 19 games of the season with an inflamed disc in his back...Recorded his 100th NHL assist on 11/24 vs. St. Louis...Recorded an eight-game point streak from 12/20-1/4 (4-5-9)...Tallied his 200th NHL point with an assist on 1/4 vs. San Jose...Scored game-winning overtime goal on 1/30 at NY Islanders...Tied a career high for points (4) and assists (3) on 2/4 vs. St. Louis...Scored his 99th and 100th NHL goals on 2/7 vs. Phoenix...Named the NHL's First Star in consecutive weeks (2/11 and 2/18)...Registered 28 points (14-14-28) during a 13-game stretch from 1/28-2/24...Registered the first hat trick of his NHL career 2/17 at Phoenix and tied a Red Wings' record for power play goals in a single game (3)...13 goals in February were one shy of tying the franchise record for goals in the month of February (B. Shanahan)...Six multiple-goals games tied Holmstrom for the team lead...Posted the longest home-scoring streak in the NHL in 2006-07, tallying a point in 16 consecutive home games from 12/9-2/23 (15g-15a-30p)...10 game-winning goals tied T. Selanne and D. Healy for the most in the NHL...Enjoyed a break-out post-season, establishing then playoff career highs in games played (18), assists (8) and points (14) as well

as tying a then career high for goals (6)...Finished third on Detroit in playoff scoring and 11th in the NHL.

2005-06: Set then career highs in goals (39), assists (46) and points (85)...Ranked second on Detroit in scoring, behind Datsyuk...Led Detroit in power-play goals (19)...Ranked 20th in the NHL in scoring...Led Detroit forwards in time on ice per game (18:57)...Six multiple goal games were tied for the most on the team with Shanahan...Led Red Wings in game-winning goals (9)...Recorded a career high three assists 10/9/05 vs. Calgary...Tallied his 100th career point (goal) 10/24/05 at Columbus...Posted a career high five-game goal streak 3/9/06-3/18/06 (6g)...Tallied a career high 2-2-4 points 1/12/06 vs. Philadelphia...Won a gold medal with Sweden at the 2006 Olympic Games...Played all six of Detroit's 2006 playoff games and led the team in goals (6)...Missed four games due to injury (hip, rib).

2004-05: Led the Swedish Elite League in scoring in 2004-05 with 50 points in 50 games...Represented Sweden in the 2005 World Championships (2-4-6 in 9 games)

2003-04: Appeared in 61 games setting then career high in assists (28) and plus/minus (+15)...Also scored a then career-best 7 power-play goals...Recorded second career shorthanded goal 10/18/03 at Pittsburgh (M. A. Fleury)...Missed 21 games with a leg injury (11/4/03 - 12/15/03)...Had three points (1-2-3) first game back in lineup 12/17/03 vs. San Jose...Recorded two assists in his next game 12/19/03 vs. Chicago...Posted two game-winning goals

2014-15 DETROIT RED WINGS

40 HENRIK ZETTERBERG continued



(12/31/03 vs. Atlanta and 2/20/04 vs. St. Louis).... Recorded two goals three times this season and posted points in 30 of 61 games played.... Played all 12 of Detroit's 2004 playoff games scoring two goals and two assists finishing post-season "even".

2002-03: Runner up for NHL's Calder Trophy....Led all rookies in goals (22) and points (44)....Finished tied for third among rookies in assists (22)....Recorded first point in NHL debut 10/10/02 at San Jose with an assist on Sergei Fedorov's game-winning goal....First NHL goal came two games later 10/13/02 at Anaheim on the power play (J.S. Giguere)....Missed three games (10/25/02 through 10/29/02) due to a groin injury....Posted first career multi-point game with two assists 2/15/03 at Atlanta....Recorded first two-goal game 2/27/03 vs. Toronto (Belfour)....Second career two-goal game came just four games later 3/7/03 (Brathwaite)....Scored five power play goal placing him tied for second among NHL rookies....His 10 power play points placed him fourth overall among NHL rookies....First career overtime goal was 12/8/02 vs. St. Louis (Brathwaite).... Recorded a NHL rookie-best shooting percentage of 16.3 % with 135 shots on goal....Named NHL Rookie of the Month for February 2003....Named DSWA Red Wings Rookie of the Year for 2003....Played in all four of Detroit's 2003 first round playoff series with Anaheim scoring his first career playoff goal 4/16/03 (Giguere) in game four.

2001-02: Voted Swedish Elite League's Most Valuable Player scoring 10 goals and 22 assists in 48 games played....Represented Team Sweden in 2003 Olympics in Salt Lake City, Utah with teammates Nicklas Lidstrom

and Tomas Holmstrom....Zetterberg was the only non-NHL player on the entire Swedish roster....Appeared in four Olympic hockey games scoring one assist....His #20 worn while playing for the Swedish Elite league was retired in April 2002....That's only the second number retired in the history of the Timra IK hockey club....The first number retired belonged to Lennart Svedberg, who played for Timra during the 1960's.

2000-01: Named Swedish Elite League Rookie of the Year with 15 goals and 31 assists in 47 games played.

PERSONAL

Henrik and his wife, Emma, return to their native Sweden in the summer months where Henrik enjoys boating and wakeboarding...Henrik and Emma host 16 guests from Metro Detroit area organizations such as VIP Mentoring, Orchards Children's Services, Big Brothers Big Sisters and several local children's hospitals in their Zetterberg Foundation Suite at every Red Wings home game...Henrik is also the team spokesperson for the Detroit Red Wings Annual Smoke Detector Collection initiative and, with the help of local fire departments, he distributes all smoke detectors collected to families in need across Metro Detroit during National Fire Prevention Week...Henrik supports the Make-A-Wish Foundation, hosting children at practices each season and was instrumental in the Red Wings organization winning the 2011 Chris Greicius Celebrity Award from the Make-A-Wish Foundation of America...Henrik won the 2013 NHL Foundation Award for his efforts in the community.



THE 97.1 FM
TICKET

DETROIT SPORTS TALK ALL DAY

RED WINGS
RADIO

YOUR HOME FOR
RED WINGS HOCKEY

971THETICKET.COM

2014-15 DETROIT RED WINGS MOMENTS

RED WINGS ANNOUNCE THEY'LL SEND 13 TO SOCHI




The Red Wings and Vancouver Canucks come together for a pre-game ceremony in the last regular season game before the 2014 Winter Olympics in Sochi, Russia. The Red Wings tied an NHL-high with 10 skaters who participated in the games: Daniel Alfredsson, Jonathan Ericsson, Jonas Gustavsson, Niklas Kronwall, Gustav Nyquist and Henrik Zetterberg won silver with Sweden; Tomas Jurco and Tomas Tatar suited up for Slovakia; Pavel Datsyuk skated for Russia; and Jimmy Howard represented the United States. Head coach Mike Babcock and general manager Ken Holland led Canada to a gold medal for the second straight Olympics, and team masseur Ainars Treiguts was a member of the United States' training staff.

BABCOCK BECOMES WINNINGEST COACH IN FRANCHISE HISTORY



Now the longest-tenured coach in the NHL, Mike Babcock hit several coaching milestones in 2013-14, most notably passing both Scotty Bowman (410) and Jack Adams (413) in victories to become the winningest coach in Red Wings history. He also coached in his 800th NHL game on Nov. 1 at Calgary and his 700th game with Detroit on April 5 at Montreal.




ANDREAS ATHANASIOU • CENTER

BORN AUGUST 6, 1994 – WOODBRIDGE, ONTARIO

HEIGHT 6.02 – WEIGHT 200 – SHOOTS LEFT

Selected by Detroit in the fourth round (110th overall) of the 2012 NHL Entry Draft

Season	Team	Lge	REGULAR SEASON					PLAYOFFS				
			GP	G	A	Pts	PIM	GP	G	A	Pts	PIM
2009-10	Toronto Titans	GTMHHL	56	24	34	58	32	--	--	--	--	--
2010-11	London Knights	OHL	57	11	11	22	21	6	0	0	0	0
2011-12	London Knights	OHL	63	22	15	37	22	11	1	4	5	0
2012-13	Barrie Colts	OHL	66	29	38	67	30	22	12	13	25	11
2013-14	Barrie Colts	OHL	66	49	46	95	52	11	3	9	12	2
	Grand Rapids Griffins	AHL	2	1	2	3	0	6	0	1	1	6
PRO TOTALS			2	1	2	3	0	6	0	1	1	6



LOUIS-MARC AUBRY • CENTER

BORN NOVEMBER 11, 1991 – ARTHABASKA, QUEBEC

HEIGHT 6.04 – WEIGHT 213 – SHOOTS LEFT

Selected by Detroit in the third round (81st overall) of the 2010 NHL Entry Draft

Season	Team	Lge	REGULAR SEASON					PLAYOFFS				
			GP	G	A	Pts	PIM	GP	G	A	Pts	PIM
2006-07	Trois-Rivieres Estacades	QMAAA	41	7	10	17	69	8	2	2	4	18
2007-08	Trois-Rivieres Estacades	QMAAA	20	9	20	29	30	7	1	1	2	20
2008-09	Montreal Juniors	QMJHL	65	10	12	22	53	--	--	--	--	--
2009-10	Montreal Juniors	QMJHL	66	15	18	33	69	7	1	1	2	6
2010-11	Montreal Juniors	QMJHL	35	13	12	25	26	10	5	1	6	2
2011-12	Grand Rapids Griffins	AHL	62	5	11	16	39	--	--	--	--	--
2012-13	Grand Rapids Griffins	AHL	64	4	8	12	60	14	0	1	1	0
2013-14	Grand Rapids Griffins	AHL	38	2	2	4	16	--	--	--	--	--
	Toledo Walleye	ECHL	18	7	8	15	10	--	--	--	--	--
PRO TOTALS			182	18	29	47	125	14	0	1	1	0



MATTIAS BACKMAN • DEFENSE

BORN OCTOBER 3, 1992 – LINKOPING, SWEDEN

HEIGHT 6.02 – WEIGHT 170 – SHOOTS LEFT

Selected by Detroit in the fifth round (146th overall) of the 2011 NHL Entry Draft

Season	Team	Lge	REGULAR SEASON					PLAYOFFS				
			GP	G	A	Pts	PIM	GP	G	A	Pts	PIM
2007-08	Linkoping	Swe-U18	21	0	2	2	14	--	--	--	--	--
2008-09	Linkoping	Swe-U18	30	5	8	15	16	1	0	1	1	0
	Linkoping	Swe-U20	2	0	0	0	2	--	--	--	--	--
2009-10	Linkoping	Swe-U18	2	2	1	3	4	3	0	0	0	2
	Linkoping	Swe-U20	33	4	5	9	38	6	1	0	1	10
	Linkoping	SHL	5	0	0	0	2	--	--	--	--	--
2010-11	Linkoping	Swe-U20	27	2	18	20	34	3	0	2	2	4
	Linkoping	SHL	6	0	0	0	4	--	--	--	--	--
	Mjotby HC	Swe-3	2	1	2	3	2	--	--	--	--	--
2011-12	Linkoping	Swe-U20	6	1	1	2	0	6	2	6	8	4
	Linkoping	SHL	42	1	7	8	14	--	--	--	--	--
2012-13	Linkoping	SHL	52	2	24	26	34	10	2	4	6	4
2013-14	Linkoping	SHL	54	6	15	21	16	13	0	7	7	6
	Grand Rapids	AHL	2	0	0	0	0	10	1	5	6	2
PRO TOTALS			161	9	46	55	70	33	3	16	19	12




TYLER BARNES • RIGHT WING

BORN FEBRUARY 13, 1990 – EAGAN, MINNESOTA

HEIGHT 6.00 – WEIGHT 190 – SHOOTS RIGHT

Signed by Grand Rapids as a free agent on August 13, 2014

Season	Team	Lge	GP	REGULAR SEASON					PLAYOFFS				
				G	A	Pts	PIM	GP	G	A	Pts	PIM	
2007-08	Burnsville Blaze	High-MN	25	21	25	46	58	--	--	--	--	--	--
	Waterloo Black Hawks	USHL	1	1	1	2	0	--	--	--	--	--	--
2008-09	Waterloo Black Hawks	USHL	55	9	17	26	43	3	0	0	0	2	
2009-10	Waterloo Black Hawks	USHL	60	35	33	68	27	3	0	0	0	0	
2010-11	Wisconsin Badgers	WCHA	41	5	12	17	20	--	--	--	--	--	--
2011-12	Wisconsin Badgers	WCHA	37	11	15	26	28	--	--	--	--	--	--
2012-13	Wisconsin Badgers	WCHA	41	15	15	30	33	--	--	--	--	--	--
2013-14	Wisconsin Badgers	B10	33	13	14	27	26	--	--	--	--	--	--
	San Antonio Rampage	AHL	7	2	0	2	0	--	--	--	--	--	--
PRO TOTALS			7	2	0	2	0	0	0	0	0	0	0



SHANE BERSCHBACH • LEFT WING

BORN MAY 19, 1991 – CLAWSON, MICHIGAN

HEIGHT 5.10 – WEIGHT 165 – SHOOTS LEFT

Signed by Grand Rapids as a free agent on July 1, 2014

Season	Team	Lge	GP	REGULAR SEASON					PLAYOFFS				
				G	A	Pts	PIM	GP	G	A	Pts	PIM	
2008-09	Indiana Ice	USHL	56	20	24	44	16	10	4	6	10	14	
2009-10	Indiana Ice	USHL	42	12	23	35	9	9	4	3	7	0	
2010-11	Western Mich. Broncos	CCHA	36	9	20	29	16	--	--	--	--	--	--
2011-12	Western Mich. Broncos	CCHA	37	10	22	32	35	--	--	--	--	--	--
2012-13	Western Mich. Broncos	CCHA	33	4	14	18	8	--	--	--	--	--	--
2013-14	Western Mich. Broncos	NCHC	40	16	22	38	20	--	--	--	--	--	--
	Kalamazoo Wings	ECHL	3	1	1	2	0	--	--	--	--	--	--
PRO TOTALS			3	1	1	2	0	0	0	0	0	0	0




KYLE BONIS • LEFT WING

BORN FEBRUARY 2, 1989 – LINDSAY, ONTARIO

HEIGHT 5.11 – WEIGHT 185 – SHOOTS LEFT

Signed by Grand Rapids as a free agent on August 14, 2014

Season	Team	Lge	GP	REGULAR SEASON					PLAYOFFS				
				G	A	Pts	PIM	GP	G	A	Pts	PIM	
2005-06	Bancroft Hawks	OPJHL	49	23	19	42	2	4	0	0	2		
2006-07	Bancroft Hawks	OPJHL	17	22	12	34	18	--	--	--	--	--	
	Port Hope Predators	OPJHL	35	19	17	36	10	8	6	8	14	4	
2007-08	Indiana Ice	USHL	11	1	2	3	0	--	--	--	--	--	
	Traverse City North Stars	NAHL	39	25	16	41	8	--	--	--	--	--	
2008-09	Traverse City North Stars	NAHL	57	30	27	57	42	5	3	2	5	0	
2009-10	Ferris State Bulldogs	CCHA	23	2	4	6	16	--	--	--	--	--	
2010-11	Ferris State Bulldogs	CCHA	33	7	6	13	4	--	--	--	--	--	
2011-12	Ferris State Bulldogs	CCHA	43	19	12	31	18	--	--	--	--	--	
2012-13	Ferris State Bulldogs	CCHA	37	19	8	27	10	--	--	--	--	--	
	Norfolk Admirals	AHL	6	1	1	2	0	--	--	--	--	--	
2013-14	Florida Everblades	ECHL	65	25	20	45	15	--	--	--	--	--	
	Charlotte Checkers	AHL	3	0	0	0	0	--	--	--	--	--	
PRO TOTALS			74	26	21	47	15	0	0	0	0	0	0




MITCH CALLAHAN • RIGHT WING

BORN AUGUST 17, 1991 – WHITTIER, CALIFORNIA
HEIGHT 6.00 – WEIGHT 195 – SHOOTS RIGHT

Selected by Detroit in the sixth round (180th overall) of the 2009 NHL Entry Draft

Season	Team	Lge	REGULAR SEASON							PLAYOFFS		
			GP	G	A	Pts	PIM	G	A	Pts	PIM	
2007-08	Los Angeles Jr. Kings	Minor-CA	52	32	37	69	62	--	--	--	--	--
2008-09	Kelowna Rockets	WHL	70	14	13	27	188	22	1	3	4	43
2009-10	Kelowna Rockets	WHL	72	20	27	47	165	12	2	4	6	10
2010-11	Kelowna Rockets	WHL	62	23	31	54	87	10	5	4	9	17
2011-12	Grand Rapids Griffins	AHL	48	6	3	9	103	--	--	--	--	--
2012-13	Grand Rapids Griffins	AHL	71	11	9	20	93	24	6	5	11	33
2013-14	Grand Rapids Griffins	AHL	70	26	18	44	51	8	1	4	5	6
	Detroit Red Wings	NHL	1	0	0	0	0	--	--	--	--	--
NHL TOTALS			1	0	0	0	0	0	0	0	0	0
PRO TOTALS			190	43	30	73	247	32	7	9	16	39



COLIN CAMPBELL • RIGHT WING

BORN APRIL 17, 1991 – PICKERING, ONTARIO
HEIGHT 6.01 – WEIGHT 203 – SHOOTS RIGHT

Signed by Detroit to an entry-level deal on March 17, 2014

Season	Team	Lge	REGULAR SEASON							PLAYOFFS		
			GP	G	A	Pts	PIM	GP	G	A	Pts	PIM
2006-07	Toronto Red Wings	GTMMHL	42	9	12	21	38	--	--	--	--	--
2007-08	Pickering Panthers	OPJHL	1	0	0	0	2	--	--	--	--	--
2008-09	Vaughan Vipers	OJHL	47	24	42	66	39	9	7	2	9	0
2009-10	Vaughan Vipers	OJHL	46	32	44	76	55	5	3	2	5	6
2010-11	Lake Superior St. Lakers	CCHA	37	4	3	7	12	--	--	--	--	--
2011-12	Lake Superior St. Lakers	CCHA	37	9	16	25	22	--	--	--	--	--
2012-13	Lake Superior St. Lakers	CCHA	9	0	3	3	4	--	--	--	--	--
2013-14	Lake Superior St. Lakers	WCHA	36	14	15	29	26	--	--	--	--	--
	Grand Rapids Griffins	AHL	13	1	0	1	5	3	0	0	0	2
PRO TOTALS			13	1	0	1	5	3	0	0	0	2




JARED COREAU • GOALTENDER

BORN NOVEMBER 5, 1991 – PERTH, ONTARIO
HEIGHT 6.05 – WEIGHT 235 – CATCHES LEFT

Signed by Detroit to an entry-level deal on April 3, 2013

Season	Team	League	GP	W	REGULAR SEASON					PLAYOFFS				
					L	T/SOL	GAA	SO	GP	W	L	GAA	SO	
2008-09	Peterborough Stars	OJHL	12	8	1	1	2.16	0	2	0	0	0.00	0	
2009-10	Lincoln Stars	USHL	38	7	22	4	3.62	1	--	--	--	--		
2010-11	Northern Mich. Wildcats	CCHA	15	5	5	2	3.71	0	--	--	--	--		
2011-12	Northern Mich. Wildcats	CCHA	23	12	7	2	2.22	1	--	--	--	--		
2012-13	Northern Mich. Wildcats	CCHA	38	15	19	4	2.70	1	--	--	--	--		
2013-14	Grand Rapids Griffins	AHL	5	0	4	0	4.39	0	--	--	--	--		
	Toledo Walleye	ECHL	20	1	12	6	4.03	0	--	--	--	--		
PRO TOTALS			25	1	16	6	4.09	0	0	0	0	0.00	0	



BRENNAN EVANS • DEFENSE

BORN JANUARY 16, 1982 – NORTH BATTLEFORD, SK

HEIGHT 6.04 – WEIGHT 220 – SHOOTS LEFT

Re-signed to a one-year contract by Grand Rapids on July 14, 2014

Season	Team	Lge	REGULAR SEASON					PLAYOFFS				
			GP	G	A	Pts	PIM	GP	G	A	Pts	PIM
1998-99	Camrose Kodiaks	AJHL	47	1	6	7	98	5	0	2	2	0
	Seattle Thunderbirds	WHL	--	--	--	--	--	1	0	0	0	0
1999-00	Seattle Thunderbirds	WHL	52	1	2	3	40	1	0	0	0	0
	Seattle Thunderbirds	WHL	11	1	0	1	25	--	--	--	--	--
2000-01	Kootenay Ice	WHL	55	2	7	9	105	11	0	0	0	25
	Kootenay Ice	WHL	72	2	3	5	121	22	0	6	6	38
2001-02	Kootenay Ice	WHL	67	6	17	23	182	11	1	1	2	24
2002-03	Lowell Lock Monsters	AHL	64	1	9	10	65	--	--	--	--	--
	Calgary Flames	NHL	--	--	--	--	--	2	0	0	0	0
2004-05	Lowell Lock Monsters	AHL	51	0	7	7	79	5	0	0	0	2
2005-06	Binghamton Senators	AHL	70	3	6	9	198	--	--	--	--	--
	Worcester Sharks	AHL	75	2	14	16	170	5	0	1	1	21
2007-08	Worcester Sharks	AHL	80	1	13	14	211	--	--	--	--	--
2008-09	Iowa Chops	AHL	75	1	14	15	189	--	--	--	--	--
2009-10	Toronto Marlies	AHL	79	1	7	8	199	--	--	--	--	--
2010-11	Peoria Rivermen	AHL	66	3	11	14	113	4	0	0	0	6
2011-12	Peoria Rivermen	AHL	76	2	5	7	125	--	--	--	--	--
2012-13	Grand Rapids Griffins	AHL	76	0	7	7	148	24	2	6	8	36
	Grand Rapids Griffins	AHL	68	4	13	17	111	10	0	0	0	30
NHL TOTALS			0	0	0	0	0	2	0	0	0	0
PRO TOTALS			780	18	106	214	1608	50	2	7	9	95




LANDON FERRARO • CENTER

BORN AUGUST 8, 1991 – TRAIL, BRITISH COLUMBIA

HEIGHT 6.00 – WEIGHT 182 – SHOOTS LEFT

Selected by Detroit in the second round (32nd overall) of the 2009 NHL Entry Draft

Season	Team	Lge	REGULAR SEASON					PLAYOFFS				
			GP	G	A	Pts	PIM	GP	G	A	Pts	PIM
2006-07	Vancouver NW Giants	BCMML	25	21	13	34	77	--	--	--	--	--
	Red Deer Rebels	WHL	4	0	0	0	0	1	0	0	0	0
2007-08	Red Deer Rebels	WHL	54	13	11	24	65	--	--	--	--	--
2008-09	Red Deer Rebels	WHL	68	37	18	55	99	--	--	--	--	--
2009-10	Red Deer Rebels	WHL	53	16	30	46	55	3	0	0	0	2
	Grand Rapids Griffins	AHL	2	0	0	0	0	--	--	--	--	--
2010-11	Everett Silvertips	WHL	41	10	17	27	51	4	0	3	3	13
2011-12	Grand Rapids Griffins	AHL	56	9	11	20	47	--	--	--	--	--
2012-13	Grand Rapids Griffins	AHL	72	24	23	47	44	25	5	11	16	11
2013-14	Grand Rapids Griffins	AHL	70	15	16	31	52	9	1	2	3	2
	Detroit Red Wings	NHL	4	0	0	0	2	--	--	--	--	--
NHL TOTALS			4	0	0	0	2	0	0	0	0	0
PRO TOTALS			204	48	50	98	145	33	6	13	19	13



MARTIN FRK • RIGHT WING

BORN OCTOBER 5, 1993 – PELHRIMOV, CZECH REPUBLIC

HEIGHT 6.00 – WEIGHT 205 – SHOOTS RIGHT

Selected by Detroit in the second round (49th overall) of the 2012 NHL Entry Draft

Season	Team	Lge	GP	REGULAR SEASON					PLAYOFFS				
				G	A	Pts	PIM	G	A	Pts	PIM		
2006-07	HC Karlovy Vary	CzR-U17	5	0	1	1	0	--	--	--	--	--	--
2007-08	HC Karlovy Vary	CzR-U17	44	25	17	42	56	2	1	0	1	4	4
2008-09	HC Karlovy Vary	CzR-U17	22	26	12	38	85	--	--	--	--	--	--
	HC Karlovy Vary	CzR-U20	16	8	12	20	6	--	--	--	--	--	--
2009-10	HC Karlovy Vary	CzR-U17	8	9	4	13	41	--	--	--	--	--	--
	HC Karlovy Vary	CzR-U20	41	28	30	58	186	6	2	3	5	4	4
2010-11	Halifax Mooseheads	QMJHL	62	22	28	50	75	4	0	2	2	8	8
2011-12	Halifax Mooseheads	QMJHL	34	16	13	29	41	17	5	6	11	26	26
2012-13	Halifax Mooseheads	QMJHL	56	35	49	84	84	17	13	20	33	32	32
2013-14	Grand Rapids Griffins	AHL	50	3	9	12	22	4	0	0	0	0	0
	Toledo Walleye	ECHL	15	5	8	13	10	--	--	--	--	--	--
PRO TOTALS			65	8	17	25	32	4	0	0	0	0	0



ALDEN HIRSCHFELD • CENTER

BORN JANUARY 26, 1988 – DALLAS, TEXAS

HEIGHT 6.01 – WEIGHT 205 – SHOOTS RIGHT

Signed by Grand Rapids as a free agent on July 23, 2014

Season	Team	Lge	GP	REGULAR SEASON					PLAYOFFS				
				G	A	Pts	PIM	G	A	Pts	PIM		
2003-04	Sylvania Northview	High-OH	--	19	36	55	--	--	--	--	--	--	--
2004-05	Sylvania Northview	High-OH	--	55	48	103	--	--	--	--	--	--	--
2005-06	Sylvania Northview	High-OH	--	64	35	99	--	--	--	--	--	--	--
2006-07	Mahoning Valley	NAHL	61	21	27	48	63	10	5	3	8	6	6
2007-08	Mahoning Valley	NAHL	43	14	24	38	73	12	7	6	13	6	6
2008-09	Miami RedHawks	CCHA	16	5	1	6	6	--	--	--	--	--	--
2009-10	Miami RedHawks	CCHA	43	7	7	14	52	--	--	--	--	--	--
2010-11	Miami RedHawks	CCHA	34	12	14	26	16	--	--	--	--	--	--
2011-12	Miami RedHawks	CCHA	41	11	13	24	10	--	--	--	--	--	--
	Portland Pirates	AHL	1	0	0	0	0	--	--	--	--	--	--
2012-13	Providence Bruins	AHL	37	4	4	8	20	--	--	--	--	--	--
	South Carolina Stingrays	ECHL	18	4	4	8	8	4	0	1	1	2	2
2013-14	Toledo Walleye	ECHL	49	9	20	29	14	--	--	--	--	--	--
	Grand Rapids Griffins	AHL	13	1	1	2	7	--	--	--	--	--	--
PRO TOTALS			118	18	29	47	49	4	0	1	1	2	2



JEFF HOGGAN • LEFT WING

BORN FEBRUARY 1, 1978 – HOPE, BRITISH COLUMBIA

HEIGHT 6.01 – WEIGHT 194 – SHOOTS LEFT

Re-signed by Grand Rapids to a two-year deal on July 9, 2013

Season	Team	Lge	REGULAR SEASON					PLAYOFFS				
			GP	G	A	Pts	PIM	GP	G	A	Pts	PIM
1997-98	Powell River Kings	BCHL	59	38	34	72	85	--	--	--	--	--
1998-99	Neb.-Omaha Mavericks	NCAA	37	9	6	15	48	--	--	--	--	--
1999-00	Neb.-Omaha Mavericks	CCHA	34	16	9	25	82	--	--	--	--	--
2000-01	Neb.-Omaha Mavericks	CCHA	42	12	17	29	78	--	--	--	--	--
2001-02	Neb.-Omaha Mavericks	CCHA	41	24	21	45	92	--	--	--	--	--
	Houston Aeros	AHL	--	--	--	--	--	4	0	0	0	2
2002-03	Houston Aeros	AHL	65	6	5	11	45	14	1	2	3	23
2003-04	Houston Aeros	AHL	77	21	15	36	88	2	0	1	1	4
2004-05	Worcester IceCats	AHL	47	16	9	25	55	--	--	--	--	--
2005-06	St. Louis Blues	NHL	52	2	6	8	34	--	--	--	--	--
2006-07	Boston Bruins	NHL	46	0	2	2	33	--	--	--	--	--
	Providence Bruins	AHL	22	4	7	11	27	13	4	3	7	17
2007-08	Providence Bruins	AHL	71	29	31	60	59	5	3	4	7	4
	Boston Bruins	NHL	1	0	0	0	0	--	--	--	--	--
2008-09	San Antonio Rampage	AHL	60	22	13	35	64	--	--	--	--	--
	Phoenix Coyotes	NHL	4	0	1	1	7	--	--	--	--	--
2009-10	San Antonio Rampage	AHL	60	22	13	35	64	--	--	--	--	--
	Phoenix Coyotes	NHL	4	0	0	0	2	--	--	--	--	--
2010-11	Grizzly Adams Wolfsburg	DEL	38	11	10	21	63	2	0	0	0	2
2011-12	Hannover Scorpions	DEL	43	14	14	28	14	--	--	--	--	--
2012-13	Grand Rapids Griffins	AHL	76	20	25	45	31	24	5	7	12	14
2013-14	Grand Rapids Griffins	AHL	59	14	17	31	31	10	4	1	5	12
NHL TOTALS			107	2	9	11	76	0	0	0	0	0
PRO TOTALS			732	172	175	347	597	79	17	18	35	78



NICK JENSEN • DEFENSE

BORN SEPTEMBER 21, 1990 – ROGERS, MINNESOTA

HEIGHT 6.01 – WEIGHT 200 – SHOOTS RIGHT

Selected by Detroit in the fifth round (150th overall) of the 2009 NHL Entry Draft

Season	Team	Lge	REGULAR SEASON					PLAYOFFS				
			GP	G	A	Pts	PIM	GP	G	A	Pts	PIM
2006-07	Rogers Royals	High-MN	21	20	17	37	--	--	--	--	--	--
2007-08	Rogers Royals	High-MN	14	14	13	27	--	--	--	--	--	--
2008-09	Green Bay Gamblers	USHL	52	5	17	22	27	7	0	1	1	2
2009-10	Green Bay Gamblers	USHL	53	6	21	27	35	12	2	6	8	6
2010-11	St. Cloud State Huskies	WCHA	38	5	18	23	18	--	--	--	--	--
2011-12	St. Cloud State Huskies	WCHA	39	6	26	32	4	--	--	--	--	--
2012-13	St. Cloud State Huskies	WCHA	41	4	27	31	14	--	--	--	--	--
2013-14	Grand Rapids Griffins	AHL	45	0	9	9	8	10	0	1	1	2
	Toledo Walleye	ECHL	3	0	0	0	0	--	--	--	--	--
PRO TOTALS			48	0	9	9	8	10	0	1	1	2



ANTHONY MANTHA • RIGHT WING

BORN SEPTEMBER 16, 1994 – LONGUEUIL, QUEBEC
HEIGHT 6.05 – WEIGHT 205 – SHOOTS LEFT

Selected by Detroit in the first round (20th overall) of the 2013 NHL Entry Draft

Season	Team	Lge	REGULAR SEASON							PLAYOFFS		
			GP	G	A	Pts	PIM	GP	G	A	Pts	PIM
2010-11	Coll. Charles-Lemoy	QMAAA	37	20	24	44	42	5	2	3	5	2
	Val-d'Or Foreurs	QMJHL	2	0	0	0	0	--	--	--	--	
2011-12	Val-d'Or Foreurs	QMJHL	63	22	29	51	39	4	2	2	4	6
2012-13	Val-d'Or Foreurs	QMJHL	67	50	39	89	71	9	5	7	12	13
2013-14	Val-d'Or Foreurs	QMJHL	57	57	63	120	75	24	24	14	38	52



ALEXEY MARCHENKO • DEFENSE

BORN JANUARY 2, 1992 – MOSCOW, RUSSIA
HEIGHT 6.02 – WEIGHT 212 – SHOOTS RIGHT

Selected by Detroit in the seventh round (205th overall) of the 2011 NHL Entry Draft

Season	Team	Lge	REGULAR SEASON							PLAYOFFS		
			GP	G	A	Pts	PIM	GP	G	A	Pts	PIM
2008-09	CSKA Moscow-2	Russia-3	38	3	15	18	40	14	2	3	5	31
2009-10	CSKA Moscow	KHL	10	0	0	0	0	--	--	--	--	
	CSKA Jr.	MHL	43	11	23	34	59	2	0	0	4	
2010-11	CSKA Moscow	KHL	22	0	2	2	4	--	--	--	--	
	CSKA Jr.	MHL	36	5	33	38	28	15	3	8	11	31
2011-12	CSKA Moscow	KHL	6	0	0	0	2	--	--	--	--	
	CSKA Jr.	MHL	5	2	4	6	10	19	4	14	18	18
2012-13	CSKA Moscow	KHL	44	4	5	9	6	7	0	0	0	0
2013-14	Grand Rapids Griffins	AHL	49	3	15	18	14	--	--	--	--	
	Detroit Red Wings	NHL	1	0	0	0	2	--	--	--	--	
NHL TOTALS			1	0	0	0	2	0	0	0	0	0
PRO TOTALS			132	7	22	29	28	12	0	1	1	4




TOM MCCOLLUM • GOALTENDER

BORN DECEMBER 7, 1989 – SANBORN, NEW YORK
HEIGHT 6.02 – WEIGHT 210 – CATCHES LEFT

Selected by Detroit in the first round (30th overall) of the 2008 NHL Entry Draft

Season	Team	League	REGULAR SEASON							PLAYOFFS			
			GP	W	L	T/SOL	GAA	SO	GP	W	L	GAA	SO
2005-06	Wheatfield Blades	EmJHL	24	2	19	3	4.52	1	--	--	--	--	
2006-07	Guelph Storm	OHL	55	26	18	10	2.39	5	4	0	4	4.38	0
2007-08	Guelph Storm	OHL	51	25	17	6	2.50	4	10	5	5	1.91	1
2008-09	Guelph Storm	OHL	31	17	10	4	2.23	3	--	--	--	--	
	Brampton Battalion	OHL	23	17	6	0	1.94	4	21	13	8	2.90	1
2009-10	Grand Rapids Griffins	AHL	32	10	16	2	3.48	0	--	--	--	--	
	Toledo Walleye	ECHL	4	2	1	0	4.48	0	--	--	--	--	
2010-11	Grand Rapids Griffins	AHL	22	6	12	2	3.33	1	--	--	--	--	
	Toledo Walleye	ECHL	23	11	9	2	2.76	3	--	--	--	--	
	Detroit Red Wings	NHL	1	0	0	0	12.00	0	--	--	--	--	
2011-12	Toledo Walleye	ECHL	15	6	6	2	2.62	0	--	--	--	--	
	Grand Rapids Griffins	AHL	28	11	16	0	3.49	0	--	--	--	--	
2012-13	Grand Rapids Griffins	AHL	31	18	11	2	2.63	2	--	--	--	--	
2013-14	Grand Rapids Griffins	AHL	46	24	12	4	2.30	2	1	0	0	3.53	0
NHL TOTALS			1	0	0	0	12.00	0	0	0	0	0.00	0
PRO TOTALS			202	88	83	14	2.94	8	1	0	0	3.53	0



ANDY MIELE • CENTER

BORN APR 15, 1988 – GROSSE POINTE WOODS, MICHIGAN
HEIGHT 5.08 – WEIGHT 174 – SHOOTS LEFT

Signed by Detroit as an unrestricted free agent on July 2, 2014

Season	Team	Lge	REGULAR SEASON						PLAYOFFS			
			GP	G	A	Pts	PIM	GP	G	A	Pts	PIM
2004-05	Little Caesars U18	MWEHL	19	15	13	28	48	--	--	--	--	--
2005-06	Cedar Rapids	USHL	52	10	17	27	41	8	0	4	4	4
2006-07	Cedar Rapids	USHL	13	7	8	15	15	--	--	--	--	--
2007-08	Chicago Steel	USHL	45	13	29	42	70	4	2	4	6	14
	Chicago Steel	USHL	29	30	11	41	78	--	--	--	--	--
2008-09	Miami RedHawks	CCHA	18	6	8	14	4	--	--	--	--	--
	Miami RedHawks	CCHA	41	15	16	31	34	--	--	--	--	--
2009-10	Miami RedHawks	CCHA	43	15	29	44	61	--	--	--	--	--
2010-11	Miami RedHawks	CCHA	39	24	47	71	35	--	--	--	--	--
2011-12	Portland Pirates	AHL	69	16	38	54	43	--	--	--	--	--
2012-13	Phoenix Coyotes	NHL	7	0	0	0	6	--	--	--	--	--
	Portland Pirates	AHL	70	19	34	53	72	3	1	2	3	15
	Phoenix Coyotes	NHL	1	0	0	0	0	--	--	--	--	--
2013-14	Portland Pirates	AHL	70	27	45	72	66	--	--	--	--	--
	Phoenix Coyotes	NHL	7	0	2	2	5	--	--	--	--	--
NHL TOTALS			15	0	2	2	11	0	0	0	0	0
PRO TOTALS			224	62	119	181	192	3	1	2	3	15



PETR MRAZEK • GOALTENDER

BORN FEBRUARY 14, 1992 – OSTRAVA, CZECH REPUBLIC
HEIGHT 6.01 – WEIGHT 187 – CATCHES LEFT

Selected by Detroit in the fifth round (141st overall) of the 2010 NHL Entry Draft

Season	Team	League	REGULAR SEASON							PLAYOFFS				
			GP	W	L	T/SOL	GAA	SO	GP	W	L	GAA	SO	
2006-07	HC Vitkovice	CzR-U17	23	--	--	--	2.40	2	9	--	--	1.85	1	
2007-08	HC Vitkovice	CzR-U17	34	--	--	--	2.46	3	3	--	--	2.68	0	
	HC Vitkovice	Czech	--	--	--	--	--	--	1	--	--	10.00	0	
2008-09	HC Vitkovice	CzR-U17	28	--	--	--	1.99	5	4	--	--	0.93	2	
	HC Vitkovice	CzR-U20	13	--	--	--	2.49	0	1	--	--	1.00	0	
2009-10	Ottawa 67's	OHL	30	12	9	1	3.00	2	8	4	4	2.39	0	
2010-11	Ottawa 67's	OHL	52	33	15	3	2.84	4	4	0	3	5.63	0	
2011-12	Ottawa 67's	OHL	50	30	13	6	2.84	3	17	9	8	2.59	0	
2012-13	Toledo Walleye	ECHL	3	2	1	0	2.02	0	--	--	--	--	--	
	Grand Rapids Griffins	AHL	42	23	16	2	2.33	1	24	15	9	2.31	4	
	Detroit Red Wings	NHL	2	1	1	0	2.02	0	--	--	--	--	--	
2013-14	Grand Rapids Griffins	AHL	32	22	9	1	2.10	3	10	5	5	2.80	0	
	Detroit Red Wings	NHL	9	2	4	0	1.74	2	--	--	--	--	--	
NHL TOTALS			11	3	5	0	1.80	2	0	0	0	0	0	
PRO TOTALS			88	50	31	3	2.18	6	35	20	14	2.45	4	



RICHARD NEDOMLEL • DEFENSE

BORN JULY 1, 1993 – PRAGUE, CZECH REPUBLIC

HEIGHT 6.05 – WEIGHT 228 – SHOOTS LEFT

Selected by Detroit in the sixth round (175th overall) of the 2011 NHL Entry Draft

Season	Team	Lge	REGULAR SEASON					PLAYOFFS				
			GP	G	A	Pts	PIM	GP	G	A	Pts	PIM
2008-09	KLH Chomutov	CzR-U17	17	0	3	3	47	--	--	--	--	--
	HC Slavia Praha	CzR-U17	6	0	1	1	8	9	1	1	2	4
2009-10	HC Slavia Praha	CzR-U17	44	9	10	19	221	4	1	0	1	54
2010-11	Swift Current Broncos	WHL	66	0	10	10	107	--	--	--	--	--
2011-12	Swift Current Broncos	WHL	72	10	36	46	83	--	--	--	--	--
2012-13	Swift Current Broncos	WHL	72	7	21	28	105	5	0	1	1	2
2013-14	Toledo Walleye	ECHL	60	8	10	18	150	--	--	--	--	--
	Grand Rapids Griffins	AHL	3	0	0	0	2	--	--	--	--	--
PRO TOTALS			63	8	10	18	152	0	0	0	0	0



ANDREJ NESTRASIL • RIGHT WING

BORN FEBRUARY 22, 1991 – PRAGUE, CZECH REPUBLIC

HEIGHT 6.03 – WEIGHT 210 – SHOOTS LEFT

Selected by Detroit in the third round (75th overall) of the 2009 NHL Entry Draft

Season	Team	Lge	REGULAR SEASON					PLAYOFFS				
			GP	G	A	Pts	PIM	GP	G	A	Pts	PIM
2004-05	HC Slavia Praha	CzR-U17	3	0	1	1	2	--	--	--	--	--
2005-06	HC Slavia Praha	CzR-U17	41	6	12	18	18	--	--	--	--	--
2006-07	HC Slavia Praha	CzR-U17	43	24	37	61	75	5	2	2	4	6
2007-08	HC Slavia Praha	CzR-U20	40	12	16	28	58	5	1	2	3	4
	HC Slavia Praha	CzR-U17	--	--	--	--	--	2	1	0	1	2
2008-09	Victoriaville Tigres	QMJHL	66	22	35	57	67	--	--	--	--	--
2009-10	Victoriaville Tigres	QMJHL	50	16	35	51	40	16	2	4	6	10
2010-11	P.E.I. Rocket	QMJHL	58	19	51	70	40	5	1	5	6	2
2011-12	Grand Rapids Griffins	AHL	25	3	1	4	6	--	--	--	--	--
	Toledo Walleye	ECHL	51	7	22	29	20	--	--	--	--	--
2012-13	Toledo Walleye	ECHL	40	11	30	41	26	4	1	2	3	0
	Grand Rapids Griffins	AHL	25	3	3	6	2	1	0	0	0	0
2013-14	Grand Rapids Griffins	AHL	70	16	20	36	24	10	4	2	6	4
PRO TOTALS			211	40	76	116	78	15	5	4	9	4



TOMAS NOSEK • CENTER

BORN SEPTEMBER 1, 1992 – PARDUBICE, CZECH REPUBLIC

HEIGHT 6.02 – WEIGHT 201 – SHOOTS LEFT

Signed by Detroit to an entry-level deal on June 14, 2014

Season	Team	Lge	REGULAR SEASON					PLAYOFFS				
			GP	G	A	Pts	PIM	GP	G	A	Pts	PIM
2007-08	HC Pardubice	CzR-U17	40	9	7	16	28	2	1	0	1	2
2008-09	HC Pardubice	CzR-U17	22	14	21	35	34	4	3	0	3	2
	HC Pardubice	CzR-U20	23	2	8	10	8	3	0	1	1	0
2009-10	HC Pardubice	CzR-U17	5	4	8	12	0	6	2	7	9	2
	HC Pardubice	CzR-U20	16	3	9	12	4	--	--	--	--	--
2010-11	HC Pardubice	CzR-U20	51	30	33	63	64	--	--	--	--	--
	HC Chrudim	Czech-2	14	1	8	9	0	7	0	5	5	2
2011-12	HC Pardubice	CzR-U20	13	13	13	26	8	--	--	--	--	--
	HC Pardubice	Czech	27	0	4	4	2	--	--	--	--	--
	HC Hradec Kralove	Czech-2	5	2	0	2	0	3	0	0	0	0
2012-13	HC Pardubice	CzR-U20	6	5	9	14	4	--	--	--	--	--
	HC Pardubice	Czech	50	5	9	14	20	3	1	1	2	2
	HC Hradec Karlove	Czech-2	5	4	1	5	2	--	--	--	--	--
2013-14	HC Pardubice	Czech	52	19	25	44	36	10	3	3	6	44
PRO TOTALS			129	24	38	62	58	13	4	4	8	46



XAVIER OUELLET • DEFENSE

BORN JULY 29, 1993 – BAYONNE, FRANCE

HEIGHT 6.01 – WEIGHT 190 – SHOOTS LEFT

Selected by Detroit in the second round (48th overall) of the 2011 NHL Entry Draft

Season	Team	Lge	REGULAR SEASON					PLAYOFFS				
			GP	G	A	Pts	PIM	GP	G	A	Pts	PIM
2008-09	College Esther-Blondin	QMAAA	42	2	9	11	49	14	1	3	4	24
2009-10	Montreal Juniors	QMJHL	43	2	14	16	22	7	0	3	3	12
2010-11	Montreal Juniors	QMJHL	67	8	35	43	44	10	0	8	8	6
2011-12	B.-Boisbriand Armada	QMJHL	63	21	39	60	67	11	3	7	10	14
2012-13	B.-Boisbriand Armada	QMJHL	50	10	31	41	44	15	7	9	16	22
2013-14	Grand Rapids Griffins	AHL	70	4	13	17	22	8	0	0	0	4
	Detroit Red Wings	NHL	4	0	0	0	2	1	0	0	0	0
NHL TOTALS			4	0	0	0	2	1	0	0	0	0
PRO TOTALS			74	4	13	17	24	9	0	0	0	4



NATHAN PAETSCH • DEFENSE

BORN MARCH 30, 1983 – LEROY, SASKATCHEWAN

HEIGHT 6.00 – WEIGHT 195 – SHOOTS LEFT

Re-signed by Grand Rapids to a two-year deal on July 9, 2013

Season	Team	Lge	REGULAR SEASON							PLAYOFFS				
			GP	G	A	Pts	PIM	GP	G	A	Pts	PIM		
1998-99	Tisdale Trojans	SMHL	74	20	55	75	120	--	--	--	--	--	--	
	Moose Jaw Warriors	WHL	2	0	0	0	0	1	0	0	0	0	0	
1999-00	Moose Jaw Warriors	WHL	68	9	35	44	49	4	0	1	1	0	0	
2000-01	Moose Jaw Warriors	WHL	70	8	54	62	118	4	1	2	3	6	6	
2001-02	Moose Jaw Warriors	WHL	59	16	36	52	86	12	0	4	4	16	16	
2002-03	Moose Jaw Warriors	WHL	59	15	39	54	81	13	3	10	13	6	6	
2003-04	Rochester Americans	AHL	54	5	5	10	49	16	1	1	2	28	28	
2004-05	Rochester Americans	AHL	80	4	19	23	150	9	1	1	2	16	16	
2005-06	Rochester Americans	AHL	72	11	39	50	90	--	--	--	--	--	--	
	Buffalo Sabres	NHL	1	0	1	1	0	1	0	0	0	0	0	
2006-07	Buffalo Sabres	NHL	63	2	22	24	50	--	--	--	--	--	--	
2007-08	Buffalo Sabres	NHL	59	2	7	9	27	--	--	--	--	--	--	
2008-09	Buffalo Sabres	NHL	23	2	4	6	25	--	--	--	--	--	--	
2009-10	Buffalo Sabres	NHL	11	1	1	2	6	--	--	--	--	--	--	
	Columbus Blue Jackets	NHL	10	0	0	0	6	--	--	--	--	--	--	
2010-11	Rochester Americans	AHL	9	1	2	3	2	--	--	--	--	--	--	
	Syracuse Crunch	AHL	34	8	9	17	12	--	--	--	--	--	--	
2011-12	Grizzly Adams Wolfsburg	DEL	52	7	18	25	46	2	0	0	0	0		
2012-13	Grand Rapids Griffins	AHL	70	4	27	31	32	24	0	11	11	21		
2013-14	Grand Rapids Griffins	AHL	68	4	27	31	40	10	0	5	5	4		
NHL TOTALS			167	7	35	42	114	1	0	0	0	0	0	
PRO TOTALS			606	51	181	232	535	62	2	18	20	69		




JAKE PATERSON • GOALTENDER

BORN MAY 3, 1994 – MISSISSAUGA, ONTARIO

HEIGHT 6.01 – WEIGHT 176 – CATCHES LEFT

Selected by Detroit in the third round (80th overall) of the 2012 NHL Entry Draft

Season	Team	League	REGULAR SEASON							PLAYOFFS			
			GP	W	L	T/SOL	GAA	SO	GP	W	L	GAA	SO
2010-11	Soo Eagles	NOJHL	13	--	--	--	2.95	--	15	--	--	2.42	--
	Saginaw Spirit	OHL	5	3	0	2	2.97	0	--	--	--	--	--
2011-12	Saginaw Spirit	OHL	42	18	18	3	3.42	1	12	6	6	3.05	0
2012-13	Saginaw Spirit	OHL	50	25	18	5	3.53	1	4	0	4	5.36	0
2013-14	Saginaw Spirit	OHL	45	24	18	2	3.41	2	5	1	4	4.67	0




KEVIN PORTER • RIGHT WING

BORN MARCH 12, 1986 – NORTHVILLE, MICHIGAN

HEIGHT 5.09 – WEIGHT 191 – SHOOTS LEFT

Signed by Detroit as an unrestricted free agent on July 1, 2014

Season	Team	Lge	REGULAR SEASON					PLAYOFFS				
			GP	G	A	Pts	PIM	GP	G	A	Pts	PIM
2002-03	U.S. NTDP U18	NAHL	40	19	9	28	17	--	--	--	--	--
2003-04	U.S. NTDP U18	NAHL	11	3	8	11	4	--	--	--	--	--
2004-05	Michigan Wolverines	CCHA	39	11	13	24	51	--	--	--	--	--
2005-06	Michigan Wolverines	CCHA	39	17	21	38	30	--	--	--	--	--
2006-07	Michigan Wolverines	CCHA	41	24	34	58	16	--	--	--	--	--
2007-08	Michigan Wolverines	CCHA	43	33	30	63	18	--	--	--	--	--
	San Antonio Rampage	AHL	--	--	--	--	--	7	0	4	4	0
2008-09	Phoenix Coyotes	NHL	34	5	5	10	4	--	--	--	--	--
	San Antonio Rampage	AHL	42	13	22	35	14	--	--	--	--	--
2009-10	San Antonio Rampage	AHL	52	15	25	40	31	--	--	--	--	--
	Phoenix Coyotes	NHL	4	0	0	0	0	--	--	--	----	--
	Colorado Avalanche	NHL	16	2	1	3	0	4	0	0	0	0
	Lake Erie Monsters	AHL	4	1	0	1	2	--	--	--	--	--
2010-11	Colorado Avalanche	NHL	74	14	11	25	27	--	--	--	--	--
2011-12	Colorado Avalanche	NHL	35	4	3	7	17	--	--	--	--	--
2012-13	Buffalo Sabres	NHL	31	4	5	9	10	--	--	--	--	--
	Rochester Americans	AHL	48	15	29	44	38	--	--	--	--	--
2013-14	Rochester Americans	AHL	50	19	17	36	24	5	0	3	3	0
	Buffalo Sabres	NHL	12	0	1	1	2	--	--	--	--	--
NHL TOTALS			206	29	26	55	60	4	0	0	0	0
PRO TOTALS			402	92	119	211	169	16	0	7	7	0




TEEMU PULKKINEN • RIGHT WING

BORN JANUARY 2, 1992 – VANTAA, FINLAND

HEIGHT 5.11 – WEIGHT 185 – SHOOTS RIGHT

Selected by Detroit in the fourth round (111th overall) of the 2010 NHL Entry Draft

Season	Team	Lge	REGULAR SEASON					PLAYOFFS				
			GP	G	A	Pts	PIM	GP	G	A	Pts	PIM
2006-07	Jokerit	Fin-U16	22	47	43	90	10	6	7	10	17	2
	Jokerit	Fin-U18	1	0	0	0	0	1	0	0	0	0
2007-08	Jokerit	Fin-U16	1	3	3	6	0	2	5	3	8	2
	Jokerit	Fin-U18	32	36	24	60	8	6	11	6	17	6
2008-09	Jokerit	Fin-U18	9	16	19	35	4	--	--	--	--	--
	Jokerit	Fin-U20	24	15	13	28	12	--	--	--	--	--
	Jokerit	Finland	3	0	0	0	6	--	--	--	--	--
	Suomi U20	Fin-2	1	0	0	0	0	--	--	--	--	--
2009-10	Jokerit	Fin-U20	17	20	21	41	41	4	3	3	6	0
	Jokerit	Finland	12	1	2	3	6	--	--	--	--	--
2010-11	Jokerit	Finland	55	18	36	54	32	3	0	1	1	0
	Suomi U20	Fin-2	1	1	0	1	0	--	--	--	--	--
2011-12	Jokerit	Finland	56	16	21	37	41	4	0	1	1	2
2012-13	Jokerit	Finland	59	14	20	34	49	6	2	3	5	22
	Grand Rapids Griffins	AHL	2	0	1	1	2	14	3	2	5	10
2013-14	Grand Rapids Griffins	AHL	71	31	28	59	34	10	5	6	11	10
	Detroit Red Wings	NHL	3	0	0	0	2	--	--	--	--	--
NHL TOTALS			3	0	0	0	2	0	0	0	0	0
PRO TOTALS			261	80	108	188	172	37	10	13	23	44



RYLAN SPROUL • DEFENSE

BORN JANUARY 13, 1993 – MISSISSAUGA, ONTARIO
HEIGHT 6.04 – WEIGHT 205 – SHOOTS RIGHT

Selected by Detroit in the second round (55th overall) of the 2011 NHL Entry Draft

Season	Team	Lge	GP	REGULAR SEASON					PLAYOFFS				
				G	A	Pts	PIM	GP	G	A	Pts	PIM	
2008-09	Vaughan Kings	GTMHL	31	2	7	9	14	--	--	--	--	--	--
2009-10	Bramalea Blues	OJHL	7	0	1	1	6	--	--	--	--	--	--
	Vaughan Vipers	OJHL	8	1	1	2	0	2	0	0	0	0	0
2010-11	Vaughan Vipers	OJHL	3	1	2	3	4	--	--	--	--	--	--
	SSM Greyhounds	OHL	61	14	19	33	36	--	--	--	--	--	--
2011-12	SSM Greyhounds	OHL	61	23	31	54	53	--	--	--	--	--	--
2012-13	SSM Greyhounds	OHL	50	20	46	66	45	6	2	3	5	0	0
	Grand Rapids Griffins	AHL	2	0	0	0	2	--	--	--	--	--	--
2013-14	Grand Rapids Griffins	AHL	72	11	21	32	49	10	2	3	5	4	4
	Detroit Red Wings	NHL	1	0	0	0	0	--	--	--	--	--	--
NHL TOTALS			1	0	0	0	0	0	0	0	0	0	0
PRO TOTALS			75	11	21	32	49	10	2	3	5	4	4



MAREK TVRDON • LEFT WING

BORN JANUARY 31, 1993 – NITRA, SLOVAKIA
HEIGHT 6.02 – WEIGHT 217 – SHOOTS LEFT

Selected by Detroit in the fourth round (115th overall) of the 2011 NHL Entry Draft

Season	Team	Lge	GP	REGULAR SEASON					PLAYOFFS				
				G	A	Pts	PIM	GP	G	A	Pts	PIM	
2007-08	HK Nitra	Svk-U18	20	5	4	9	10	--	--	--	--	--	--
2008-09	HK Nitra	Svk-U18	58	50	33	83	113	--	--	--	--	--	--
	HK Nitra	Svk-U20	1	0	0	0	0	--	--	--	--	--	--
2009-10	HK Nitra	Svk-U20	45	25	31	56	90	--	--	--	--	--	--
	HK Nitra	Slovakia	6	0	0	0	2	1	0	0	0	0	0
2010-11	Vancouver Giants	WHL	12	6	5	11	14	--	--	--	--	--	--
2011-12	Vancouver Giants	WHL	60	31	43	74	62	6	3	3	6	0	0
2012-13	Vancouver Giants	WHL	18	8	14	22	16	--	--	--	--	--	--
2013-14	Grand Rapids Griffins	AHL	1	0	0	0	0	--	--	--	--	--	--
	Toledo Walleye	ECHL	22	9	4	13	6	--	--	--	--	--	--
	Kelowna Rockets	WHL	29	11	16	27	24	14	5	8	13	14	
PRO TOTALS			24	9	4	13	8	1	0	0	0	0	0



MARK ZENGERLE • CENTER

BORN MAY 12, 1989 – ROCHESTER, NEW YORK
HEIGHT 5.11 – WEIGHT 185 – SHOOTS RIGHT

Signed by Grand Rapids as a free agent on August 14, 2014

Season	Team	Lge	GP	REGULAR SEASON					PLAYOFFS				
				G	A	Pts	PIM	GP	G	A	Pts	PIM	
2007-08	Syracuse Jr. Stars	EJHL	45	8	14	22	18	--	--	--	--	--	--
2008-09	Salmon Arm SilverBacks	BCHL	54	31	62	93	24	--	--	--	--	--	--
2009-10	Salmon Arm SilverBacks	BCHL	60	33	87	120	48	6	2	4	6	2	2
2010-11	Wisconsin Badgers	WCHA	41	5	31	36	51	--	--	--	--	--	--
2011-12	Wisconsin Badgers	WCHA	37	13	37	50	38	--	--	--	--	--	--
2012-13	Wisconsin Badgers	WCHA	36	9	23	32	8	--	--	--	--	--	--
2013-14	Wisconsin Badgers	B10	37	10	34	44	29	--	--	--	--	--	--

2014-15 GRAND RAPIDS GRIFFINS



JEFF BLASHILL
Head Coach



PAT FERSCHWEILER
Assistant Coach

130 West Fulton, Suite 111
Grand Rapids, MI 49503
griffins-hockey.com
facebook.com/grgriffins | twitter.com/griffins-hockey
Phone: (616) 774-4585 | (800) 2-HOCKEY • Fax: (616) 336-5464
Tickets: (616) 222-4000 | (800) 585-3737
Press Box: (616) 742-6410

EXECUTIVE

Owner/President & CEO/Governor	DAN DEVOS
Owner/Chairman.....	DAVID VAN ANDEL
Chief Operating Officer/Alternate Governor	SCOTT GORSLINE
Senior Vice President of Business Operations	TIM GORTSEMA
Vice President of Community Relations and Broadcasting.....	BOB KASER
Vice President of Corporate Sales.....	SEAN WRIGHT
Vice President of Ticket Sales.....	MATT BATCHELDER

HOCKEY OPERATIONS

Head Coach	JEFF BLASHILL
Assistant Coaches	PAT FERSCHWEILER, DAVE NOEL-BERNIER
Video Coach	BILL LEROY
Athletic Trainer.....	JOHN BERNAL
Equipment Manager.....	BRAD THOMPSON
Assistant Equipment Manager	ANDREW STEGEHUIS
Strength and Conditioning Coordinator	MARCUS KINNEY
Executive Assistant.....	KELLY PAWLAK

PUBLIC & COMMUNITY RELATIONS

Senior Director of Public Relations.....	RANDY CLEVES
Public Relations Manager.....	ALAN CROSS
Graphic Designer.....	JESSICA ALBERT
Executive Director - Griffins Youth Foundation...	LYNN RABAUT

Social Media Sales and Marketing Manager.....	MARISSA MALSON
Video Coordinator.....	NATE HONE

SALES & MARKETING

Corporate Sales Account Managers	JAMIE LAW STEVE RITSEMA, TRAVIS ROPER
Corporate Sales Fulfillment Coordinator	KELSEY PERRAS
Director of Game Operations.....	PHIL CRONIN
Group Ticket Sales Manager.....	JOHN HOFFA
Group Sales Account Manager	ZACK KRYWYJ
Group Sales Account Executive.....	JOE YANCHO
Season Ticket Sales and Customer Service Account Manager.....	MIKE MYENO
Season Ticket Sales and Customer Service Executive.....	LUKE PALMER

FINANCE & ADMINISTRATION/ TICKET OPERATIONS

Director of Accounting and Tax	LISA VEDDER
Accounting Assistant	LORA NICKEL
Director of Ticket Operations	CHAD ERWIN
Ticket Operations Manager.....	AMANDA TERPSTRA

GRIFF'S ICEHOUSE AT BELKNAP PARK

Facility Manager.....	TERRY MARSHALL
Asstnt Facilities Managers	MATT MARTINELLI PETER PIATEK
Administrative Assistant - Griff's IceHouse	DEB HUYSER





2013-14 REGULAR SEASON STATISTICS

NO.	PLAYER	POS	GP	G	A	PTS	+/-	PIM	PPG	SHG	GWG	SH
6	TEEMU PULKKINEN	RW	71	31	28	59	18	34	9	0	2	201
5	ADAM ALMQUIST	D	73	4	49	53	9	56	2	0	0	129
18	CORY EMMERTON	C	53	16	30	46	17	14	2	3	4	110
15	MITCH CALLAHAN	LW	70	26	18	44	23	51	7	2	5	194
11	ANDREJ NESTRASIL	C	70	16	20	36	0	24	7	0	2	115
12	CALLE JARNKROK	C	57	13	23	36	19	14	6	0	3	99
28	TOMAS JURCO	LW	32	13	19	32	10	14	6	0	3	91
7	RYAN SPROUL	D	72	11	21	32	0	49	4	0	2	155
29	LANDON FERRARO	RW	70	15	16	31	-3	52	4	1	2	195
10	JEFF HOGGAN	LW	59	14	17	31	1	31	6	0	0	152
4	NATHAN PAETSCH	D	68	4	27	31	18	40	2	0	0	123
26	DAVID MCINTYRE	C	64	8	13	21	-1	45	0	0	3	99
13	GUSTAV NYQUIST	RW	15	7	14	21	6	6	1	0	1	36
19	RILEY SHEAHAN	C	31	8	10	18	-2	12	4	0	1	51
22	JORDIN TOOTOO	RW	51	6	12	18	-1	104	0	0	2	115
3	ALEXEY MARCHENKO	D	49	3	15	18	11	14	0	0	2	34
44	BRENNAN EVANS	D	68	4	13	17	14	111	0	0	1	55
16	XAVIER OUELLET	D	70	4	13	17	3	22	0	0	1	92
23	TRISTON GRANT	LW	51	6	10	16	6	103	0	0	2	69
33	LUKE GLENDENING	C	18	5	7	12	8	18	0	0	1	26
27	MARTIN FRK	RW	50	3	9	12	-12	22	1	0	1	45
21	TREVOR PARKES	RW	36	6	3	9	5	27	0	0	1	51
14	NICK JENSEN	D	45	0	9	9	12	8	0	0	0	40
9	PATRICK EAVES	RW	8	4	2	6	1	8	1	0	1	23
25	LOUIS-MARC AUBRY	C	38	2	2	4	-1	16	0	0	0	48
47	ANDREAS ATHANASIOU	LW	2	1	3	0	0	0	0	0	0	4
39	TRAVIS NOVAK	F	9	1	2	3	3	6	0	0	0	7
9	ALDEN HIRSCHFELD	F	13	1	1	2	3	7	0	0	0	17
20	GLEASON FOURNIER	D	25	0	2	2	4	4	0	0	0	19
34	PETR MRAZEK	G	32	0	2	2	0	2	0	0	0	0
32	COLIN CAMPBELL	F	13	1	0	1	-2	5	0	0	1	18
31	JARED COREAU	G	5	0	1	1	0	0	0	0	0	0
39	MAREK TVRDON	LW	1	0	0	0	0	0	0	0	0	3
46	MATTIAS BACKMAN	D	2	0	0	0	-1	0	0	0	0	1
9	DARREN HELM	C	2	0	0	0	0	0	0	0	0	4
38	MATTIAS JANMARK	C	2	0	0	0	1	2	0	0	0	3
37	MIKAEL SAMUELSSON	RW	2	0	0	0	-4	0	0	0	0	8
42	RICHARD NEDOMLEL	D	3	0	0	0	-2	2	0	0	0	1
37	ZACH NASTASIUK	RW	5	0	0	0	-2	0	0	0	0	6

NO.	PLAYER	GP	MIN	GAA	W	L	SOL	SO	GA	SVS	SPCT
34	PETR MRAZEK	32	1829:52	2.10	22	9	1	3	64	774	0.924
30	TOM MCCOLLUM	46	2560:46	2.30	24	12	4	2	98	1,158	0.922
31	JARED COREAU	5	205:06	4.39	0	4	0	0	15	103	0.873



2013-14 PLAYOFF STATISTICS

NO.	PLAYER	POS	GP	G	A	PTS	+/-	PIM	PPG	SHG	GWG	SH
6	TEEMU PULKKINEN	RW	10	5	6	11	8	10	2	0	0	28
18	CORY EMMERTON	C	10	2	7	9	4	2	1	1	1	24
28	TOMAS JURCO	LW	8	5	2	7	-5	11	2	0	0	24
11	ANDREJ NESTRASIL	C	10	4	2	6	4	4	0	0	2	26
46	MATTIAS BACKMAN	D	10	1	5	6	-6	2	0	0	0	12
10	JEFF HOGGAN	LW	10	4	1	5	-4	12	1	0	0	23
7	RYAN SPROUL	D	10	2	3	5	2	4	1	0	1	24
15	MITCH CALLAHAN	LW	8	1	4	5	-5	6	1	0	0	14
19	RILEY SHEAHAN	C	8	1	4	5	-5	0	1	0	1	21
4	NATHAN PAETSCH	D	10	0	5	5	2	4	0	0	0	12
29	LANDON FERRARO	RW	9	1	2	3	-4	2	0	0	0	15
26	DAVID MCINTYRE	C	10	1	1	2	0	9	0	0	0	13
21	TREVOR PARKES	RW	3	1	0	1	2	12	0	0	0	8
20	GLEASON FOURNIER	D	1	0	1	1	2	2	0	0	0	0
22	JORDIN TOOTOO	RW	4	0	1	1	-3	4	0	0	0	4
47	ANDREAS ATHANASIOU	LW	6	0	1	1	2	6	0	0	0	9
38	MATTIAS JANMARK	C	6	0	1	1	-1	0	0	0	0	12
37	ZACH NASTASIUK	RW	7	0	1	1	-1	0	0	0	0	11
14	NICK JENSEN	D	10	0	1	1	-3	2	0	0	0	16
5	ADAM ALMQUIST	D	1	0	0	0	0	0	0	0	0	0
30	TOM MCCOLLUM	G	1	0	0	0	0	0	0	0	0	0
32	COLIN CAMPBELL	F	3	0	0	0	1	2	0	0	0	1
27	MARTIN FRK	RW	4	0	0	0	-4	0	0	0	0	4
23	TRISTON GRANT	LW	4	0	0	0	0	4	0	0	0	4
16	XAVIER OUELLET	D	8	0	0	0	-5	4	0	0	0	12
44	BRENNAN EVANS	D	10	0	0	0	2	30	0	0	0	7

NO.	PLAYER	GP	MIN	GAA	W	L	SOL	\$O	GA	SVS	SPCT
34	PETR MRAZEK	10	599:32	2.80	5	5	0	0	28	288	0.911
30	TOM MCCOLLUM	1	34:17	3.5	0	0	0	0	2	14	0.875

2014-15 DETROIT RED WINGS ROSTER

FORWARDS						
NO.	POS.	PLAYER	HT.	WT.	D.O.B.	BIRTHPLACE
8	LW	Justin Abdelkader	6-1	219	2/25/87	Muskegon, MI
13	C	Pavel Datsyuk	5-11	198	7/20/78	Sverdlovsk, Russia
14	RW	Gustav Nyquist	5-11	185	9/1/89	Halmstad, Sweden
15	C	Riley Sheahan	6-2	212	12/7/91	St. Catharines, ON
17	RW	Daniel Cleary	6-0	208	12/18/78	Carbonear, NL
18	C	Joakim Andersson	6-2	206	2/5/89	Munkedal, Sweden
20	LW	Drew Miller	6-2	178	2/17/84	Dover, NJ
21	LW	Tomas Tatar	5-10	186	12/1/90	Ilava, Slovakia
26	RW	Tomas Jurco	6-2	193	12/28/92	Kosice, Slovakia
40	C	Henrik Zetterberg	5-11	197	10/9/80	Njurunda, Sweden
41	C	Luke Glendening	5-11	195	4/28/89	Grand Rapids, MI
43	C	Darren Helm	5-11	192	1/21/87	St. Andrews, MB
90	C	Stephen Weiss	5-11	190	4/3/83	Toronto, ON
93	RW	Johan Franzen	6-3	223	12/23/79	Vetlanda, Sweden
DEFENSEMEN						
NO.	POS.	PLAYER	HT.	WT.	D.O.B.	BIRTHPLACE
2	D	Brendan Smith	6-2	198	2/8/89	Mimico, ON
4	D	Jakub Kindl	6-3	216	2/10/87	Sumperk, Czech Republic
23	D	Brian Lashoff	6-3	212	7/16/90	Albany, NY
27	D	Kyle Quincey	6-2	207	8/12/85	Kitchener, ON
52	D	Jonathan Ericsson	6-4	221	3/2/84	Karlskrona, Sweden
55	D	Niklas Kronwall	6-0	190	1/12/81	Stockholm, Sweden
65	D	Danny DeKeyser	6-3	190	3/7/90	Macomb, MI
GOALTENDERS						
NO.	POS.	PLAYER	HT.	WT.	D.O.B.	BIRTHPLACE
35	G	Jimmy Howard	6-0	218	3/26/84	Syracuse, NY
50	G	Jonas Gustavsson	6-3	192	10/24/84	Danderyd, SWE

2014-15 DETROIT RED WINGS ROSTER

FORWARDS							
NO.	POS.	PLAYER	2013-14 LEAGUE/TEAM	GP	G	A	PTS
8	LW	Justin Abdelkader	Detroit (NHL)	70	10	18	28
13	C	Pavel Datsyuk	Detroit (NHL)	45	17	20	37
14	RW	Gustav Nyquist	Detroit (NHL)	57	28	20	48
15	C	Riley Sheahan	Detroit (NHL)	42	9	15	24
17	RW	Daniel Cleary	Detroit (NHL)	52	4	4	8
18	C	Joakim Andersson	Detroit (NHL)	65	8	9	17
20	LW	Drew Miller	Detroit (NHL)	82	7	8	15
21	LW	Tomas Tatar	Detroit (NHL)	73	19	20	39
26	RW	Tomas Jurco	Detroit (NHL)	36	8	7	15
40	C	Henrik Zetterberg	Detroit (NHL)	45	16	32	48
41	C	Luke Glendening	Detroit (NHL)	56	1	6	7
43	C	Darren Helm	Detroit (NHL)	42	12	8	20
90	C	Stephen Weiss	Detroit (NHL)	26	2	2	4
93	RW	Johan Franzen	Detroit (NHL)	54	16	24	41
DEFENSEMEN							
NO.	POS.	PLAYER	2013-14 LEAGUE/TEAM	GP	G	A	PTS
2	D	Brendan Smith	Detroit (NHL)	71	5	15	19
4	D	Jakub Kindl	Detroit (NHL)	66	2	17	19
23	D	Brian Lashoff	Detroit (NHL)	75	1	5	6
27	D	Kyle Quincey	Detroit (NHL)	82	4	9	13
52	D	Jonathan Ericsson	Detroit (NHL)	48	1	10	11
55	D	Niklas Kronwall	Detroit (NHL)	79	8	41	49
65	D	Danny DeKeyser	Detroit (NHL)	65	4	19	23
GOALIES							
NO.	POS.	PLAYER	2013-14 LEAGUE/TEAM	GP	G	A	PTS
35	G	Jimmy Howard	Detroit (NHL)	51	21-19-11	2.66	.910
50	G	Jonas Gustavsson	Detroit (NHL)	27	16-5-4	2.63	.907

EASTERN CONFERENCE

ATLANTIC DIVISION

	GP	W	L	OT	Pts	GF	GA	Home/Away	
Boston Bruins	82	54	19	9	117	261	177	31-7-3	23-12-6
Tampa Bay Lightning	82	46	27	9	101	240	215	25-10-6	21-17-3
Montreal Canadiens	82	46	28	8	100	215	204	23-13-5	23-15-3
DETROIT RED WINGS	82	39	28	15	93	222	230	18-13-10	21-15-5
Ottawa Senators	82	37	31	14	88	236	265	18-17-6	19-14-8
Toronto Maple Leafs	82	38	36	8	84	231	256	24-16-1	14-20-7
Florida Panthers	82	29	45	8	66	196	268	16-20-5	13-25-3
Buffalo Sabres	82	21	51	10	52	157	248	13-21-7	8-30-3

METROPOLITAN DIVISION

	GP	W	L	OT	Pts	GF	GA	Home/Away	
Pittsburgh Penguins	82	51	24	7	109	249	207	28-9-4	23-15-3
New York Rangers	82	45	31	6	96	218	193	20-17-4	25-14-2
Philadelphia Flyers	82	42	30	10	94	236	235	24-14-3	18-16-7
Columbus Blue Jackets	82	43	32	7	93	231	216	22-15-4	21-17-3
Washington Capitals	82	38	30	14	90	235	240	21-13-7	17-17-7
New Jersey Devils	82	35	29	18	88	197	208	21-11-9	14-18-9
Carolina Hurricanes	82	36	35	11	83	207	230	18-17-6	18-18-5
New York Islanders	82	34	37	11	79	225	267	13-19-9	21-18-2

WESTERN CONFERENCE

CENTRAL DIVISION

	GP	W	L	OT	Pts	GF	GA	Home/Away	
Colorado Avalanche	82	52	22	8	112	250	220	26-11-4	26-11-4
St. Louis Blues	82	52	23	7	111	248	191	28-9-4	24-14-3
Chicago Blackhawks	82	46	21	15	107	267	220	27-7-7	19-14-8
Minnesota Wild	82	43	27	12	98	207	206	26-10-5	17-7-7
Dallas Stars	82	40	31	11	91	235	228	23-11-7	17-20-4
Nashville Predators	82	38	32	12	88	216	242	19-17-5	19-15-7
Winnipeg Jets	82	37	35	10	84	227	237	18-17-6	19-18-4

PACIFIC DIVISION

	GP	W	L	OT	Pts	GF	GA	Home/Away	
Anaheim Ducks	82	54	20	8	116	266	209	29-8-4	25-12-4
San Jose Sharks	82	51	22	9	111	249	200	29-7-5	22-15-4
Los Angeles Kings	82	46	28	8	100	206	174	23-14-4	23-14-4
Phoenix Coyotes	82	37	30	15	89	216	231	22-14-5	15-16-10
Vancouver Canucks	82	36	35	11	83	196	223	20-15-6	16-20-5
Calgary Flames	82	35	40	7	77	209	241	19-19-3	16-21-4
Edmonton Oilers	82	29	44	9	67	203	270	16-22-3	13-22-6

2013-14 NHL SEASON SCORING LEADERS

	PLAYER	TEAM	POS	GP	G	A	P	+/-	PIM	PP	SH	GW	OT	S	S%	TOI/G
1	Sidney Crosby	PIT	C	80	36	68	104	18	46	11	0	5	1	259	13.9	21:58
2	Ryan Getzlaf	ANA	C	77	31	56	87	28	31	5	0	7	1	204	15.2	21:17
3	Claude Giroux	PHI	C	82	28	58	86	7	46	7	0	7	1	223	12.6	20:26
4	Tyler Seguin	DAL	C	80	37	47	84	16	18	11	0	8	0	294	12.6	19:20
5	Corey Perry	ANA	R	81	43	39	82	32	65	8	0	9	1	280	15.4	19:28
6	Phil Kessel	TOR	R	82	37	43	80	-5	27	8	0	6	0	305	12.1	20:39
7	Taylor Hall	EDM	L	75	27	53	80	-15	44	7	0	1	1	250	10.8	20:00
8	Alex Ovechkin	WSH	R	78	51	28	79	-35	48	24	0	10	3	386	13.2	20:32
9	Joe Pavelski	SJS	C	82	41	38	79	23	32	16	1	3	0	225	18.2	19:51
10	Jamie Benn	DAL	L	81	34	45	79	21	64	5	1	3	1	279	12.2	19:09
11	Nicklas Backstrom	WSH	C	82	18	61	79	-20	54	6	1	1	0	196	9.2	19:48
12	Patrick Sharp	CHI	L	82	34	44	78	13	40	10	0	3	1	313	10.9	18:53
13	Joe Thornton	SJS	C	82	11	65	76	20	32	2	0	3	1	122	9.0	18:55
14	Erik Karlsson	OTT	D	82	20	54	74	-15	36	5	0	1	0	257	7.8	27:04
15	Evgeni Malkin	PIT	C	60	23	49	72	10	62	7	0	3	0	191	12.0	20:03
16	Patrick Marleau	SJS	L	82	33	37	70	0	18	11	2	4	0	285	11.6	20:31
17	Anze Kopitar	LAK	C	82	29	41	70	34	24	10	0	9	2	200	14.5	20:53
18	Matt Duchene	COL	C	71	23	47	70	8	19	5	0	6	1	217	10.6	18:29
19	Martin St. Louis	TBL, NYR	R	81	30	39	69	13	10	9	1	5	1	204	14.7	20:56
20	Patrick Kane	CHI	R	69	29	40	69	7	22	10	0	6	0	227	12.8	19:36
21	Blake Wheeler	WPG	R	82	28	41	69	4	63	8	0	4	2	225	12.4	18:41
22	Kyle Okposo	NYI	R	71	27	42	69	-9	51	5	0	4	1	195	13.8	20:26
23	David Krejci	BOS	C	80	19	50	69	39	28	3	0	6	1	169	11.2	19:07
24	Chris Kunitz	PIT	L	78	35	33	68	25	66	13	0	8	0	218	16.1	19:09
25	Jonathan Toews	CHI	C	76	28	40	68	26	34	5	3	5	0	193	14.5	20:28
26	Thomas Vanek	BUF, NYI, MTL	L	78	27	41	68	7	46	8	0	4	0	248	10.9	19:21
27	Jaromir Jagr	NJD	R	82	24	43	67	16	46	5	0	6	1	231	10.4	19:09
28	John Tavares	NYI	C	59	24	42	66	-6	40	8	0	4	0	188	12.8	21:14
29	Jason Spezza	OTT	C	75	23	43	66	-26	46	9	0	5	0	223	10.3	18:12
30	Jordan Eberle	EDM	R	80	28	37	65	-11	18	7	1	4	1	200	14.0	19:32

2013-14 NHL SEASON GOALTENDING LEADERS

WINS (MINIMUM 25 GAMES PLAYED)

	PLAYER	TEAM	GP	GS	SA	GA	GAA	W	L	OT	SV	SV%	SO	TOI
1	Semyon Varlamov	COL	63	60	2,013	146	2.41	41	14	6	1,867	.927	2	3,639:46
2	Marc-Andre Fleury	PIT	64	64	1,774	150	2.37	39	18	5	1,624	.915	5	3,792:24
3	Antti Niemi	SJS	64	64	1,705	149	2.39	39	17	7	1,556	.913	4	3,740:17
4	Ben Bishop	TBL	63	63	1,758	133	2.23	37	14	7	1,625	.924	5	3,586:21
5	Tuukka Rask	BOS	58	58	1,641	115	2.04	36	15	6	1,526	.930	7	3,386:21
6	Carey Price	MTL	59	59	1,828	134	2.32	34	20	5	1,694	.927	6	3,464:22
7	Henrik Lundqvist	NYR	63	62	1,810	144	2.36	33	24	5	1,666	.920	5	3,655:19
8	Kari Lehtonen	DAL	65	64	1,888	153	2.41	33	20	10	1,735	.919	5	3,803:59
9	Steve Mason	PHI	61	60	1,751	145	2.50	33	18	7	1,606	.917	4	3,485:36
10	Corey Crawford	CHI	59	56	1,533	128	2.26	32	16	10	1,405	.917	2	3,395:01
11	Sergei Bobrovsky	CBJ	58	58	1,699	131	2.38	32	20	5	1,568	.923	5	3,299:26
12	Jaroslav Halak	STL, WSH	52	50	1,385	110	2.25	29	13	7	1,275	.921	5	2,938:35
13	Jonas Hiller	ANA	50	50	1,348	120	2.48	29	13	7	1,228	.911	5	2,908:48
14	Jonathan Quick	LAK	49	49	1,183	100	2.07	27	17	4	1,083	.915	6	2,904:26
15	Mike Smith	PHX	62	61	1,871	159	2.64	27	21	10	1,712	.915	3	3,609:58
16	Jonathan Bernier	TOR	55	49	1,787	138	2.68	26	19	7	1,649	.923	1	3,083:34
17	Roberto Luongo	VAN, FLA	56	56	1,589	129	2.40	25	23	7	1,460	.919	4	3,222:20
18	Ryan Miller	BUF, STL	59	59	1,885	154	2.64	25	30	4	1,731	.918	1	3,500:17
19	Craig Anderson	OTT	53	52	1,680	150	3.00	25	16	8	1,530	.911	4	2,999:44
20	Braden Holtby	WSH	48	45	1,475	126	2.85	23	15	4	1,349	.915	4	2,656:20
21	Ondrej Pavelec	WPG	57	57	1,644	163	3.01	22	26	7	1,481	.901	1	3,247:58
22	JIMMY HOWARD	DET	51	50	1,482	133	2.66	21	19	11	1,349	.910	2	3,003:48
23	Frederik Andersen	ANA	28	24	783	60	2.29	20	5	0	723	.923	0	1,569:26
24	Carter Hutton	NSH	40	34	1,006	91	2.62	20	11	4	915	.910	1	2,085:17
25	Anton Khudobin	CAR	36	34	1,076	80	2.30	19	14	1	996	.926	1	2,084:18
26	Martin Brodeur	NJD	39	39	971	96	2.51	19	14	6	875	.901	3	2,296:49
27	Josh Harding	MIN	29	26	690	46	1.65	18	7	3	644	.933	3	1,667:40
28	Brian Elliott	STL	31	25	681	53	1.96	18	6	2	628	.922	4	1,624:19
29	Tim Thomas	FLA, DAL	48	46	1,390	128	2.88	18	24	4	1,262	.908	0	2,662:26
30	Chad Johnson	BOS	27	23	708	53	2.10	17	4	3	655	.925	2	1,510:49

2014-15 DETROIT RED WINGS MOMENTS

RED WINGS EXTEND POSTSEASON STREAK TO 23



The Red Wings dropped a 4-3 shootout decision to Pittsburgh on April 9, but a goal by Riley Sheahan in the last minute of regulation gave Detroit the point it needed to clinch its 23rd consecutive playoff berth, a mark which stands as the longest streak in all of North American professional sports.

2013-14 NHL AWARD WINNERS



Sidney Crosby

Pittsburgh Penguins
Hart Memorial Trophy
(League MVP)
Art Ross Trophy
(Leading Scorer)
Ted Lindsay Award
(NHLPA Outstanding Player)



Alexander Ovechkin

Washington Capitals
Maurice Richard Trophy
(Goals Leader)



2013-14 NHL AWARD WINNERS



Tuukka Rask
Boston Bruins
Vezina Trophy
(Top Goaltender)




Jonathan Quick
Los Angeles Kings
Jennings Trophy
(Fewest Goals Allowed)




Ryan O'Reilly
Colorado Avalanche
Lady Byng Trophy
(Sportsmanship)



Patrice Bergeron
Boston Bruins
Frank J. Selke Trophy
(Top Defensive Forward)



Dustin Brown
Los Angeles Kings
Messier Leadership Award
(Leadership)



Duncan Keith
Chicago Blackhawks
Norris Trophy
(Top Defenseman)



Nathan MacKinnon
Colorado Avalanche
Calder Trophy
(Rookie)



Dominic Moore
New York Rangers
Masterton Trophy
(Perseverance)



Andrew Ferenc
Edmonton Oilers
King Clancy Trophy
(Humanitarian Contributions)



Patrick Roy
Colorado Avalanche
Jack Adams Trophy
(Outstanding Coach)

EASTERN CONFERENCE QUARTERFINALS**(ALL BEST-OF-SEVEN SERIES)****SERIES 'A' (BOSTON BRUINS WIN SERIES 4-1)**

FRI.	APR. 18	DETROIT	1	AT	BOSTON	0
SUN.	APR. 20	DETROIT	1	AT	BOSTON	4
TUE.	APR. 22	BOSTON	3	AT	DETROIT	0
THU.	APR. 24	BOSTON	3*	AT	DETROIT	2
SAT.	APR. 26	DETROIT	2	AT	BOSTON	4

JAROME IGINLA SCORED AT 13:32 OF OT*SERIES 'B' (MONTREAL CANADIENS WIN SERIES 4-0)**

WED.	APR. 16	MONTREAL	5*	AT	TAMPA BAY	4
FRI.	APR. 18	MONTREAL	4	AT	TAMPA BAY	1
SUN.	APR. 20	TAMPA BAY	2	AT	MONTREAL	3
TUE.	APR. 22	TAMPA BAY	3	AT	MONTREAL	4

DALE WEISE SCORED AT 18:08 OF OT*SERIES 'C' (PITTSBURGH PENGUINS WIN SERIES 4-2)**

WED.	APR. 16	COLUMBUS	3	AT	PITTSBURGH	4
SAT.	APR. 19	COLUMBUS	4*	AT	PITTSBURGH	3
MON.	APR. 21	PITTSBURGH	4	AT	COLUMBUS	3
WED.	APR. 23	PITTSBURGH	3	AT	COLUMBUS	4**
SAT.	APR. 26	COLUMBUS	1	AT	PITTSBURGH	3
MON.	APR. 28	PITTSBURGH	4	AT	COLUMBUS	3

MATT CALVERT SCORED AT 1:10 OF 2ND OT***NICK FOLIGNO SCORED AT 2:49 OF OT****SERIES 'D' (NEW YORK RANGERS WIN SERIES 4-3)**

THU.	APR. 17	PHILADELPHIA	1	AT	NY RANGERS	4
SUN.	APR. 20	PHILADELPHIA	4	AT	NY RANGERS	2
TUE.	APR. 22	NY RANGERS	4	AT	PHILADELPHIA	1
FRI.	APR. 25	NY RANGERS	1	AT	PHILADELPHIA	2
SUN.	APR. 27	PHILADELPHIA	2	AT	NY RANGERS	4
TUE.	APR. 29	NY RANGERS	2	AT	PHILADELPHIA	5
WED.	APR. 30	PHILADELPHIA	1	AT	NY RANGERS	2

WESTERN CONFERENCE QUARTERFINALS

(ALL BEST-OF-SEVEN SERIES)

SERIES 'E' (MINNESOTA WILD WIN SERIES 4-3)

THU.	APR. 17	MINNESOTA	4	AT	COLORADO	5*
SAT.	APR. 19	MINNESOTA	2	AT	COLORADO	4
MON.	APR. 21	COLORADO	0	AT	MINNESOTA	1**
THU.	APR. 24	COLORADO	1	AT	MINNESOTA	2
SAT.	APR. 26	MINNESOTA	3	AT	COLORADO	4***
MON.	APR. 28	COLORADO	2	AT	MINNESOTA	5
WED.	APR. 30	MINNESOTA	5	AT	COLORADO	4****

*PAUL STASTNY SCORED AT 7:27 OF OT

**MIKAEL GRANLUND SCORED AT 5:08 OF OT

***NATHAN MACKINNON SCORED AT 3:27 OF OT

****NINO NIEDERREITER SCORED AT 5:02 OF OT

SERIES 'F' (CHICAGO BLACKHAWKS WIN SERIES 4-2)

THU.	APR. 17	CHICAGO	3	AT	ST. LOUIS	4*
SAT.	APR. 19	CHICAGO	3	AT	ST. LOUIS	4**
MON.	APR. 21	ST. LOUIS	0	AT	CHICAGO	2
WED.	APR. 23	ST. LOUIS	3	AT	CHICAGO	4***
FRI.	APR. 25	CHICAGO	3****	AT	ST. LOUIS	2
SUN.	APR. 27	ST. LOUIS	1	AT	CHICAGO	5

*ALEXANDER STEEN SCORED 0:26 OF 3RD OT

**BARRET JACKMAN SCORED AT 5:50 OF OT

***PATRICK KANE SCORED AT 11:17 OF OT

****JONATHAN TOEWS SCORED AT 7:36 OF OT

SERIES 'G' (ANAHEIM DUCKS WIN SERIES 4-2)

WED.	APR. 16	DALLAS	3	AT	ANAHEIM	4
FRI.	APR. 18	DALLAS	2	AT	ANAHEIM	3
MON.	APR. 21	ANAHEIM	0	AT	DALLAS	3
WED.	APR. 23	ANAHEIM	2	AT	DALLAS	4
FRI.	APR. 25	DALLAS	2	AT	ANAHEIM	6
SUN.	APR. 27	ANAHEIM	5*	AT	DALLAS	4

*NICK BONINO SCORED AT 2:47 OF OT

SERIES 'H' (LOS ANGELES KINGS WIN SERIES 4-3)

THU.	APR. 17	LOS ANGELES	3	AT	SAN JOSE	6
SUN.	APR. 20	LOS ANGELES	2	AT	SAN JOSE	7
TUE.	APR. 22	SAN JOSE	4*	AT	LOS ANGELES	3
THU.	APR. 24	SAN JOSE	3	AT	LOS ANGELES	6
SAT.	APR. 26	LOS ANGELES	3	AT	SAN JOSE	0
MON.	APR. 28	SAN JOSE	1	AT	LOS ANGELES	4
WED.	APR. 30	LOS ANGELES	5	AT	SAN JOSE	1

*PATRICK MARLEAU SCORED AT 6:20 OF OT

EASTERN CONFERENCE SEMIFINALS

SERIES 'I' (MONTREAL CANADIENS WIN SERIES 4-3)

THU.	MAY 1	MONTREAL	4*	AT	BOSTON	3
SAT.	MAY 3	MONTREAL	3	AT	BOSTON	5
TUE.	MAY 6	BOSTON	2	AT	MONTREAL	4
THU.	MAY 8	BOSTON	1*	AT	MONTREAL	0
SAT.	MAY 10	MONTREAL	2	AT	BOSTON	4
MON.	MAY 12	BOSTON	0	AT	MONTREAL	4
WED.	MAY 14	MONTREAL	3	AT	BOSTON	1

*P.K. SUBBAN SCORED AT 4:17 OF 2ND OT

**MATT FRASER SCORED AT 1:19 OF OT

SERIES 'J' (NEW YORK RANGERS WIN SERIES 4-3)

FRI.	MAY 2	NY RANGERS	3*	AT	PITTSBURGH	2
SUN.	MAY 4	NY RANGERS	0	AT	PITTSBURGH	3
MON.	MAY 5	PITTSBURGH	2	AT	NY RANGERS	0
WED.	MAY 7	PITTSBURGH	4	AT	NY RANGERS	2
FRI.	MAY 9	NY RANGERS	5	AT	PITTSBURGH	1
SUN.	MAY 11	PITTSBURGH	1	AT	NY RANGERS	3
TUE.	MAY 13	NY RANGERS	2	AT	PITTSBURGH	1

*DERICK BRASSARD SCORED AT 3:06 OF OT

WESTERN CONFERENCE SEMIFINALS

SERIES 'K' (CHICAGO BLACKHAWKS WIN SERIES 4-3)

FRI.	MAY 2	MINNESOTA	2	AT	CHICAGO	5
SUN.	MAY 4	MINNESOTA	1	AT	CHICAGO	4
TUE.	MAY 6	CHICAGO	0	AT	MINNESOTA	4
FRI.	MAY 9	CHICAGO	2	AT	MINNESOTA	4
SUN.	MAY 11	MINNESOTA	1	AT	CHICAGO	2
TUE.	MAY 13	CHICAGO	2*	AT	MINNESOTA	1

*PATRICK KANE SCORED AT 9:42 OF OT

SERIES 'L' (LOS ANGELES KINGS WIN SERIES 4-3)

SAT.	MAY 3	LOS ANGELES	3*	AT	ANAHEIM	2
MON.	MAY 5	LOS ANGELES	3	AT	ANAHEIM	1
THU.	MAY 8	ANAHEIM	3	AT	LOS ANGELES	2
SAT.	MAY 10	ANAHEIM	2	AT	LOS ANGELES	0
MON.	MAY 12	LOS ANGELES	3	AT	ANAHEIM	4
WED.	MAY 14	ANAHEIM	1	AT	LOS ANGELES	2
FRI.	MAY 16	LOS ANGELES	6	AT	ANAHEIM	2

*MARIAN GABORIK SCORED AT 12:07 OF OT

EASTERN CONFERENCE FINAL**SERIES 'M' (NEW YORK RANGERS WIN SERIES 4-2)**

SAT.	MAY 17	NY RANGERS	7	AT	MONTREAL	2
MON.	MAY 19	NY RANGERS	3	AT	MONTREAL	1
THU.	MAY 22	MONTREAL	3*	AT	NY RANGERS	2
SUN.	MAY 25	MONTREAL	2	AT	NY RANGERS	3**
TUE.	MAY 27	NY RANGERS	4	AT	MONTREAL	7
THU.	MAY 29	MONTREAL	0	AT	NY RANGERS	1

*ALEX GALCHENYUK SCORED AT 1:12 OF OT

**MARTIN ST. LOUIS SCORED AT 6:02 OF OT

WESTERN CONFERENCE FINAL**SERIES 'N' (LOS ANGELES KINGS WIN SERIES 4-3)**

SUN.	MAY 18	LOS ANGELES	1	AT	CHICAGO	3
WED.	MAY 21	LOS ANGELES	6	AT	CHICAGO	2
SAT.	MAY 24	CHICAGO	3	AT	LOS ANGELES	4
MON.	MAY 26	CHICAGO	2	AT	LOS ANGELES	5
WED.	MAY 28	LOS ANGELES	4	AT	CHICAGO	5*
FRI.	MAY 30	CHICAGO	4	AT	LOS ANGELES	3
SUN.	JUNE 1	LOS ANGELES	5**	AT	CHICAGO	4

*MICHAL HANDZUS SCORED AT 2:04 OF 2ND OT

**ALEC MARTINEZ SCORED AT 5:47 OF OT

STANLEY CUP FINAL**SERIES 'O' (LOS ANGELES KINGS WIN SERIES 4-1)**

WED.	JUNE 4	NY RANGERS	2	AT	LOS ANGELES	3*
SAT.	JUNE 7	NY RANGERS	4	AT	LOS ANGELES	5**
MON.	JUNE 9	LOS ANGELES	3	AT	NY RANGERS	0
WED.	JUNE 11	LOS ANGELES	1	AT	NY RANGERS	2
FRI.	JUNE 13	NY RANGERS	2	AT	LOS ANGELES	3***

*JUSTIN WILLIAMS SCORED AT 4:36 OF OT

**DUSTIN BROWN SCORED AT 10:26 OF 2ND OT

***ALEC MARTINEZ SCORED AT 14:43 OF 2ND OT

2014 NHL PLAYOFFS SCORING LEADERS

	PLAYER	TEAM	POS	GP	G	A	P	+/-	PIM	PP	SH	GW	OT	S	S%	TOI/G
1	ANZE KOPITAR	LAK	C	26	5	21	26	9	14	1	0	1	0	46	10.9	21:13
2	JEFF CARTER	LAK	C	26	10	15	25	5	4	4	0	1	0	73	13.7	18:15
3	JUSTIN WILLIAMS	LAK	R	26	9	16	25	13	35	2	0	2	1	67	13.4	16:48
4	MARIAN GABORIK	LAK	R	26	14	8	22	6	6	3	0	1	1	78	17.9	17:45
5	PATRICK KANE	CHI	R	19	8	12	20	5	8	1	0	4	2	58	13.8	21:22
6	DREW DOUGHTY	LAK	D	26	5	13	18	2	30	1	0	1	0	60	8.3	28:45
7	JONATHAN TOEWS	CHI	C	19	9	8	17	3	8	2	1	4	1	33	27.3	21:42
8	RYAN MCDONAGH	NYR	D	25	4	13	17	-1	8	2	0	0	0	46	8.7	26:48
9	BRANDON SAAD	CHI	L	19	6	10	16	10	6	1	0	1	0	35	17.1	17:30
10	MARTIN ST. LOUIS	NYR	R	25	8	7	15	-5	2	2	0	3	1	55	14.5	19:15
11	DEREK STEPAN	NYR	C	24	5	10	15	-1	2	2	0	0	0	50	10.0	19:46
12	RYAN GETZLAF	ANA	C	12	4	11	15	-2	10	1	0	0	0	32	12.5	21:25
13	BRENT SEABROOK	CHI	D	16	3	12	15	0	21	2	0	0	0	24	12.5	23:22
14	TYLER TOFFOLI	LAK	C	26	7	7	14	6	10	0	0	2	0	65	10.8	13:18
15	DUSTIN BROWN	LAK	R	26	6	8	14	7	22	1	0	2	1	64	9.4	16:57
16	EVGENI MALKIN	PIT	C	13	6	8	14	6	8	1	0	1	0	40	15.0	21:00
17	P.K. SUBBAN	MTL	D	17	5	9	14	1	24	4	0	1	1	50	10.0	27:26
18	ZACH PARISE	MIN	L	13	4	10	14	-3	6	2	0	1	0	49	8.2	20:28
19	MARIAN HOSSA	CHI	R	19	2	12	14	0	8	1	0	0	0	75	2.7	20:25
20	MATS ZUCCARELLO	NYR	L	25	5	8	13	7	20	0	0	0	0	54	9.3	17:40
21	LARS ELLER	MTL	C	17	5	8	13	6	18	0	1	1	0	23	21.7	16:27
22	CHRIS KREIDER	NYR	L	15	5	8	13	-2	14	3	0	1	0	29	17.2	16:48
23	CARL HAGELIN	NYR	L	25	7	5	12	0	16	0	2	1	0	56	12.5	15:58
24	JAKE MUZZIN	LAK	D	26	6	6	12	6	8	3	0	1	0	48	12.5	23:23
25	DERICK BRASSARD	NYR	C	23	6	6	12	4	8	0	0	2	1	45	13.3	15:46

2014 NHL PLAYOFFS GOALTENDING LEADERS

	PLAYER	TEAM	GP	GS	SA	GA	GAA	W	L	OT	SV	SV%	SO	TOI
1	JONATHAN QUICK	LAK	26	26	774	69	2.58	16	10	2	705	.911	2	1,605:16
2	HENRIK LUNDQVIST	NYR	25	25	737	54	2.14	13	11	4	683	.927	1	1,515:35
3	COREY CRAWFORD	CHI	19	19	590	52	2.53	11	8	3	538	.912	1	1,233:50
4	CAREY PRICE	MTL	12	12	358	29	2.35	8	4	1	329	.919	1	738:46
5	TUUKKA RASK	BOS	12	12	348	25	1.99	7	5	1	323	.928	2	752:43
6	MARC-ANDRE FLEURY	PIT	13	13	378	32	2.40	7	6	3	346	.915	2	799:40
7	DARCY KUEMPER	MIN	6	5	127	11	2.03	3	1	1	116	.913	1	325:19
8	ILYA BRYZGALOV	MIN	9	8	182	21	2.63	3	6	2	161	.885	1	479:22
9	SEMYON VARLAMOV	COL	7	7	231	20	2.78	3	4	2	211	.913	0	432:28
10	FREDERIK ANDERSEN	ANA	7	7	189	19	3.10	3	2	0	170	.899	0	367:52

DETROIT RED WINGS REGULAR SEASON STATISTICS

	PLAYER	POS	GP	G	A	P	+/-	PIM	PP	SH	GW	OT	S	S%	TOI/G
1	DANIEL ALFREDSSON	R	68	18	31	49	2	10	4	0	4	2	151	11.9	16:55
2	NIKLAS KRONWALL	D	79	8	41	49	0	44	5	0	0	0	110	7.3	24:18
3	GUSTAV NYQUIST	R	57	28	20	48	16	10	6	0	6	1	153	18.3	16:51
4	HENRIK ZETTERBERG	L	45	16	32	48	19	20	3	0	1	0	151	10.6	20:33
5	JOHAN FRANZEN	R	54	16	25	41	6	40	7	0	4	0	149	10.7	17:39
6	TOMAS TATAR	L	73	19	20	39	12	30	2	0	3	0	158	12.0	14:21
7	PAVEL DATSYUK	C	45	17	20	37	1	6	6	0	2	0	126	13.5	20:16
8	JUSTIN ABDELKADER	L	70	10	18	28	2	31	1	0	3	0	147	6.8	15:17
9	RILEY SHEAHAN	C	42	9	15	24	8	6	2	0	1	0	59	15.3	14:26
10	DANNY DEKEYSER	D	65	4	19	23	10	30	1	1	0	0	84	4.8	21:38
11	DARREN HELM	C	42	12	8	20	2	14	1	2	3	0	83	14.5	15:10
12	BRENDAN SMITH	D	71	5	14	19	-2	68	1	0	0	0	90	5.6	18:23
13	JAKUB KINDL	D	66	2	17	19	-4	24	0	0	0	0	93	2.2	17:13
14	JOAKIM ANDERSSON	C	65	8	9	17	-11	12	0	0	1	0	78	10.3	13:49
15	TODD BERTUZZI	R	59	9	7	16	-17	40	6	0	0	0	100	9.0	14:39
16	TOMAS JURCO	R	36	8	7	15	0	14	2	0	0	0	77	10.4	13:27
17	DREW MILLER	L	82	7	8	15	-11	21	0	0	1	0	117	6.0	14:08
18	KYLE QUINCEY	D	82	4	9	13	-5	88	0	0	1	0	106	3.8	20:48
19	DAVID LEGWAND	C	21	4	7	11	-9	31	2	0	2	0	39	10.3	16:16
20	JONATHAN ERICSSON	D	48	1	10	11	2	34	0	0	0	0	66	1.5	21:14
21	DANIEL CLEARY	R	52	4	4	8	-11	31	0	0	1	0	64	6.3	13:53
22	LUKE GLENDENING	C	56	1	6	7	-8	22	0	0	0	0	54	1.9	13:54
23	BRIAN LASHOFF	D	75	1	5	6	-2	36	0	0	0	0	38	2.6	14:25
24	PATRICK EAVES	R	25	2	3	5	-4	2	1	0	0	0	51	3.9	11:33
25	STEPHEN WEISS	C	26	2	2	4	-4	12	0	0	1	1	28	7.1	14:45
26	MIKAEL SAMUELSSON	R	26	1	2	3	-4	6	0	0	0	0	36	2.8	10:21
27	CORY EMMERTON	C	18	0	2	2	-2	4	0	0	0	0	22	0.0	8:57
28	ADAM ALMQUIST	D	2	1	0	1	-1	0	0	0	0	0	2	50.0	17:13
29	JORDIN TOOTOO	R	11	0	1	1	-3	5	0	0	0	0	11	0.0	6:59
30	XAVIER QUELLET	D	4	0	0	0	0	2	0	0	0	0	4	0.0	14:34
31	LANDON FERRARO	C	4	0	0	0	0	2	0	0	0	0	2	0.0	8:58
32	TEEMU PULKKINEN	L	3	0	0	0	0	2	0	0	0	0	4	0.0	7:28
33	RYAN SPROUL	D	1	0	0	0	0	0	0	0	0	0	3	0.0	18:25
34	ALEXEY MARCHENKO	D	1	0	0	0	2	2	0	0	0	0	0	0.0	13:21
35	MITCH CALLAHAN	R	1	0	0	0	0	0	0	0	0	0	0	0.0	9:01

DETROIT RED WINGS GOALTENDERS REGULAR SEASON STATISTICS

	PLAYER	GP	GS	W	L	OT	SA	GA	GAA	SV	SV%	SO	PIM	TOI
1	JIMMY HOWARD	51	50	21	19	11	1,482	133	2.66	1,349	.910	2	6	3,003:48
2	JONAS GUSTAVSSON	27	26	16	5	4	735	68	2.63	667	.907	0	0	1,550:40
3	PETR MRAZEK	9	6	2	4	0	178	13	1.74	165	.927	2	0	448:38

DETROIT RED WINGS 2014 PLAYOFFS STATISTICS

	PLAYER	POS	GP	G	A	P	+/-	PIM	PP	SH	GW	OT	S	S%	TOI/G
1	PAVEL DATSYUK	C	5	3	2	5	1	0	1	0	1	0	11	27.3	21:13
2	NIKLAS KRONWALL	D	5	1	1	2	-1	0	1	0	0	0	9	11.1	25:58
3	HENRIK ZETTERBERG	L	2	1	1	2	1	0	0	0	0	0	5	20.0	19:31
4	JOHAN FRANZEN	R	5	0	2	2	-2	2	0	0	0	0	14	0.0	18:53
5	JUSTIN ABDELKADER	L	5	0	2	2	1	6	0	0	0	0	7	0.0	15:48
6	LUKE GLENDEING	C	5	1	0	1	-2	0	0	0	0	0	3	33.3	14:11
7	DARREN HELM	C	5	0	1	1	-3	0	0	0	0	0	14	0.0	15:11
8	DREW MILLER	L	5	0	1	1	-2	0	0	0	0	0	2	0.0	14:33
9	DANNY DEKEYSER	D	5	0	0	0	-1	6	0	0	0	0	6	0.0	23:11
10	KYLE QUINCEY	D	5	0	0	0	0	2	0	0	0	0	9	0.0	21:24
11	BRENDAN SMITH	D	5	0	0	0	1	8	0	0	0	0	7	0.0	19:36
12	GUSTAV NYQUIST	R	5	0	0	0	-1	0	0	0	0	0	13	0.0	15:22
13	TOMAS TATAR	L	5	0	0	0	-3	8	0	0	0	0	19	0.0	15:06
14	RILEY SHEAHAN	C	5	0	0	0	-1	0	0	0	0	0	9	0.0	14:23
15	DAVID LEGWAND	C	5	0	0	0	-1	0	0	0	0	0	4	0.0	13:59
16	BRIAN LASHOFF	D	5	0	0	0	-3	0	0	0	0	0	3	0.0	13:59
17	JAKUB KINDL	D	4	0	0	0	-2	2	0	0	0	0	8	0.0	17:15
18	DANIEL ALFREDSSON	R	3	0	0	0	-1	2	0	0	0	0	2	0.0	15:48
19	TOMAS JURCO	R	3	0	0	0	-1	0	0	0	0	0	6	0.0	12:51
20	TODD BERTUZZI	R	1	0	0	0	0	2	0	0	0	0	0	0.0	12:50
21	XAVIER OUELLET	D	1	0	0	0	-1	0	0	0	0	0	1	0.0	9:20
22	JOAKIM ANDERSSON	C	1	0	0	0	-1	0	0	0	0	0	0	0.0	8:17

DETROIT RED WINGS 2014 GOALTENDERS PLAYOFFS STATISTICS

	PLAYER	GP	GS	W	L	OT	SA	GA	GAA	SV	SV%	SO	PIM	TOI
1	JIMMY HOWARD	3	3	1	2	0	87	6	2.02	81	.931	1	0	178:05
2	JONAS GUSTAVSSON	2	2	0	2	1	72	6	2.71	66	0.917	0	0	132:33

82-GAME REGULAR SEASON

GAME	DATE	OPPOSITION	RESULT	SCORE	RECORD	POINTS
1	10/2/13	BUF	W	2-1	1-0-0	2
2	10/4/13	@CAR	OTW	3-2	2-0-0	4
3	10/5/13	@BOS	L	1-4	2-1-0	4
4	10/10/13	PHX	L	2-4	2-2-0	4
5	10/12/13	PHI	W	5-2	3-2-0	6
6	10/14/13	@BOS	W	3-2	4-2-0	8
7	10/15/13	CBJ	W	2-1	5-2-0	10
8	10/17/13	@COL	W	4-2	6-2-0	12
9	10/19/13	@PHX	L	2-5	6-3-0	12
10	10/21/13	SJS	SOL	0-1	6-3-1	13
11	10/23/13	OTT	L	1-6	6-4-1	13
12	10/26/13	NYR	OTL	2-3	6-4-2	14
13	10/30/13	@VAN	W	2-1	7-4-2	16
14	11/1/13	@CGY	W	4-3	8-4-2	18
15	11/2/13	@EDM	W	5-0	9-4-2	20
16	11/4/13	@WPG	L	2-4	9-5-2	20
17	11/7/13	DAL	OTL	3-4	9-5-3	21
18	11/9/13	TBL	OTL	2-3	9-5-4	22
19	11/12/13	WPG	SOL	2-3	9-5-5	23
20	11/15/13	WSH	SOL	3-4	9-5-6	24
21	11/16/13	@NYI	SOL	4-5	9-5-7	25
22	11/19/13	NSH	L	0-2	9-6-7	25
23	11/21/13	CAR	W	4-3	10-6-7	27
24	11/23/13	OTT	L	2-4	10-7-7	27
25	11/24/13	@BUF	W	3-1	11-7-7	29
26	11/27/13	BOS	W	6-1	12-7-7	31
27	11/29/13	@NYI	W	5-0	13-7-7	33
28	12/1/13	@OTT	W	4-2	14-7-7	35
29	12/4/13	PHI	L	3-6	14-8-7	35
30	12/6/13	@NJD	W	3-1	15-8-7	37
31	12/7/13	FLA	L	1-2	15-9-7	37
32	12/10/13	@FLA	SOL	2-3	15-9-8	38
33	12/12/13	@TBL	SOL	1-2	15-9-9	39
34	12/14/13	PIT	L	1-4	15-10-9	39
35	12/15/13	TBL	L	0-3	15-11-9	39
36	12/17/13	ANA	L	2-5	15-12-9	39
37	12/19/13	CGY	OTW	3-2	16-12-9	41
38	12/21/13	@TOR	SOW	5-4	17-12-9	43
39	12/23/13	NYI	L	0-3	17-13-9	43
40	12/28/13	@FLA	W	4-3	18-13-9	45
41	12/30/13	@NSH	L	4-6	18-14-9	45
42	1/1/14	TOR	SOL	2-3	18-14-10	46
43	1/4/14	@DAL	W	5-1	19-14-10	48
44	1/9/14	@SJS	L	1-4	19-15-10	48
45	1/11/14	@LAK	W	3-1	20-15-10	50
46	1/12/14	@ANA	L	0-1	20-16-10	50
47	1/16/14	@NYR	L	0-1	20-17-10	50
48	1/18/14	LAK	SOW	3-2	21-17-10	52

2013-14 GAME-BY-GAME RESULTS



GF	GA	GOALTENDER	GAME WINNING GOAL
2	1	HOWARD	DATSYUK
5	3	HOWARD	WEISS
6	7	HOWARD	Marchand
8	11	HOWARD	Stone
13	13	HOWARD	DATSYUK
16	15	GUSTAVSSON	CLEARY
18	16	GUSTAVSSON	ZETTERBERG
22	18	GUSTAVSSON	FRANZEN
24	23	HOWARD	Hanzal
24	24	HOWARD	Couture
25	30	HOWARD	Spezza
27	33	HOWARD	Brassard
29	34	HOWARD	TATAR
33	37	HOWARD	ABDELKADER
38	37	MRAZEK	HELM
40	41	HOWARD	Halischuk
43	45	HOWARD	Peeverley
45	48	HOWARD	Purcell
47	51	HOWARD	Ladd
50	55	HOWARD	Backstrom
54	60	GUSTAVSSON	Nielsen
54	62	HOWARD	Weber
58	65	GUSTAVSSON	NYQUIST
60	69	HOWARD	Ryan
63	70	GUSTAVSSON	FRANZEN
69	71	GUSTAVSSON	TATAR
74	71	HOWARD	HELM
78	73	GUSTAVSSON	MILLER
81	79	HOWARD	Couturier
84	80	GUSTAVSSON	FRANZEN
85	82	GUSTAVSSON	Huberdeau
87	85	HOWARD	Boyes
88	87	GUSTAVSSON	St. Louis
89	91	GUSTAVSSON	Malkin
89	94	MRAZEK	Johnson
91	99	GUSTAVSSON	Perry
94	101	GUSTAVSSON	ALFREDSSON
99	105	GUSTAVSSON	ALFREDSSON
99	108	MRAZEK	Okposo
103	111	GUSTAVSSON	NYQUIST
107	117	HOWARD	Wilson
109	120	HOWARD	Bozak
114	121	HOWARD	ANDERSSON
115	125	HOWARD	Desjardins
118	126	HOWARD	TATAR
118	127	MRAZEK	Cogliano
118	128	HOWARD	Zuccarello
121	130	HOWARD	TATAR

82-GAME REGULAR SEASON

GAME	DATE	OPPOSITION	RESULT	SCORE	RECORD	POINTS
49	1/20/14	STL	L	1-4	21-18-10	52
50	1/22/14	CHI	SOW	5-4	22-18-10	54
51	1/24/14	MTL	W	4-1	23-18-10	56
52	1/26/14	FLA	SOL	4-5	23-18-11	57
53	1/28/14	@PHI	L	0-5	23-19-11	57
54	1/31/14	WSH	SOW	4-3	24-19-11	59
55	2/2/14	@WSH	OTL	5-6	24-19-12	60
56	2/3/14	VAN	W	2-0	25-19-12	62
57	2/6/14	@FLA	W	3-1	26-19-12	64
58	2/8/14	@TBL	L	2-4	26-20-12	64
59	2/26/14	@MTL	OTW	2-1	27-20-12	66
60	2/27/14	@OTT	W	6-1	28-20-12	68
61	3/4/14	@NJD	L	3-4	28-21-12	68
62	3/6/14	COL	OTL	2-3	28-21-13	69
63	3/7/14	NJD	W	7-4	29-21-13	71
64	3/9/14	@NYR	L	0-3	29-22-13	71
65	3/11/14	@CBJ	L	1-4	29-23-13	71
66	3/14/14	EDM	SOW	2-1	30-23-13	73
67	3/16/14	@CHI	L	1-4	30-24-13	73
68	3/18/14	TOR	W	3-2	31-24-13	75
69	3/20/14	PIT	OTW	5-4	32-24-13	77
70	3/22/14	@MIN	W	3-2	33-24-13	79
71	3/23/14	MIN	OTL	3-4	33-24-14	80
72	3/25/14	@CBJ	L	2-4	33-25-14	80
73	3/27/14	MTL	L	4-5	33-26-14	80
74	3/29/14	@TOR	W	4-2	34-26-14	82
75	3/30/14	TBL	W	3-2	35-26-14	84
76	4/2/14	BOS	W	3-2	36-26-14	86
77	4/4/14	BUF	W	3-2	37-26-14	88
78	4/5/14	@MTL	L	3-5	37-27-14	88
79	4/8/14	@BUF	W	4-2	38-27-14	90
80	4/9/14	@PIT	SOL	3-4	38-27-15	91
81	4/11/14	CAR	L	1-2	38-28-15	91
82	4/13/14	@STL	W	3-0	39-28-15	93

2013-14 GAME-BY-GAME RESULTS



GF	GA	GOALTENDER	GAME WINNING GOAL
122	134	HOWARD	Jackman
127	138	GUSTAVSSON	HELM
131	139	GUSTAVSSON	SHEAHAN
135	144	GUSTAVSSON	Bjugstad
135	149	GUSTAVSSON	Hartnell
139	152	HOWARD	EAVES
144	158	HOWARD	Ovechkin
146	158	HOWARD	ABDELKADER
149	159	HOWARD	NYQUIST
151	163	HOWARD	Killorn
153	164	HOWARD	NYQUIST
159	165	GUSTAVSSON	FRANZEN
162	169	HOWARD	Gionta
164	172	HOWARD	Benoit
171	176	GUSTAVSSON	QUINCEY
171	179	HOWARD	Boyle
172	183	MRAZEK	Jenner
174	184	HOWARD	TATAR
175	188	HOWARD	SMITH
178	190	HOWARD	ALFREDSSON
183	194	HOWARD	ALFREDSSON
186	196	HOWARD	NYQUIST
189	200	HOWARD	Moulson
191	204	HOWARD	Atkinson
195	209	HOWARD	Vanek
199	211	HOWARD	HELM
202	213	GUSTAVSSON	LEGWAND
205	215	HOWARD	NYQUIST
208	217	HOWARD	ALFREDSSON
211	222	GUSTAVSSON	Gionta
215	224	HOWARD	LEGWAND
218	228	GUSTAVSSON	Jokinen
219	230	HOWARD	Tlusty
222	230	MRAZEK	ABDELKADER

2013-14 GAME-BY-GAME PLAYOFF RESULTS

GAME	DATE	OPPONENT	RESULT	SCORE	RECORD
1	4/18/14	@BOS	W	1-0	1-0
2	4/20/14	@BOS	L	1-4	1-1
3	4/22/14	BOS	L	0-3	1-2
4	4/24/14	BOS	OTL	2-3	1-3
5	4/26/14	@BOS	L	2-4	1-4

2013-14 GAME-BY-GAME RESULTS



GF	GA	GOALIE	GAME WINNING GOAL
1	0	HOWARD	DATSYUK
2	4	HOWARD	R. Smith
2	7	HOWARD	Hamilton
4	10	GUSTAVSSON	Iginla
6	14	GUSTAVSSON	Lucic

2013-14 GAME-BY-GAME HOME RESULTS



GAME	DATE	OPPOSITION	RESULT	SCORE	RECORD	ATTENDANCE	SELLOUTS
1	10/2/13	BUF	W	2-1	1-0-0	20,066	*
2	10/10/13	PHX	L	2-4	1-1-0	20,066	*
3	10/12/13	PHI	W	5-2	2-1-0	20,066	*
4	10/15/13	CBJ	W	2-1	3-1-0	20,066	*
5	10/21/13	SJS	SOL	0-1	3-1-1	20,066	*
6	10/23/13	OTT	L	1-6	3-2-1	20,066	*
7	10/26/13	NYR	OTL	2-3	3-2-2	20,066	*
8	11/7/13	DAL	OTL	3-4	3-2-3	20,066	*
9	11/9/13	TBL	OTL	2-3	3-2-4	20,066	*
10	11/12/13	WPG	SOL	2-3	3-2-5	20,066	*
11	11/15/13	WSH	SOL	3-4	3-2-6	20,066	*
12	11/19/13	NSH	L	0-2	3-3-6	20,066	*
13	11/21/13	CAR	W	4-3	4-3-6	20,066	*
14	11/23/13	OTT	L	2-4	4-4-6	20,066	*
15	11/27/13	BOS	W	6-1	5-4-6	20,066	*
16	12/4/13	PHI	L	3-6	5-5-6	20,066	*
17	12/7/13	FLA	L	1-2	5-6-6	20,066	*
18	12/14/13	PIT	L	1-4	5-7-6	20,066	*
19	12/15/13	TBL	L	0-3	5-8-6	20,066	*
20	12/17/13	ANA	L	2-5	5-9-6	20,066	*
21	12/19/13	CGY	OTW	3-2	6-9-6	20,066	*
22	12/23/13	NYI	L	0-3	6-10-6	20,066	*
23	1/1/04	TOR	SOL	2-3	6-10-7	105,491+	*
24	1/18/14	LAK	SOW	3-2	7-10-7	20,066	*
25	1/20/14	STL	L	1-4	7-11-7	20,066	*
26	1/22/14	CHI	SOW	5-4	8-11-7	20,066	*
27	1/24/14	MTL	W	4-1	9-11-7	20,066	*
28	1/26/14	FLA	SOL	4-5	9-11-8	20,066	*
29	1/31/14	WSH	SOW	4-3	10-11-8	20,066	*
30	2/3/14	VAN	W	2-0	11-11-8	20,066	*
31	3/6/14	COL	OTL	2-3	11-11-9	20,066	*
32	3/7/14	NJD	W	7-4	12-11-9	20,066	*
33	3/14/14	EDM	SOW	2-1	13-11-9	20,066	*
34	3/18/14	TOR	W	3-2	14-11-9	20,066	*
35	3/20/14	PIT	OTW	5-4	15-11-9	20,066	*
36	3/23/14	MIN	OTL	3-4	15-11-10	20,066	*
37	3/27/14	MTL	L	4-5	15-12-10	20,066	*
38	3/30/14	TBL	W	3-2	16-12-10	20,066	*
39	4/2/14	BOS	W	3-2	17-12-10	20,066	*
40	4/4/14	BUF	W	3-2	18-12-10	20,066	*
41	4/11/14	CAR	L	1-2	18-13-10	20,066	*

Home Record:18-13-10

Home Attendance:908,131

Average:22,149

* = Sellout

SOW = Shootout win

SOL = Shootout loss

OTW = Overtime win

OTL = Overtime loss

+=:Game played at Michigan Stadium in Ann Arbor, Mich., in front of NHL-record crowd at 2014 Bridgestone NHL Winter Classic.

2013-14 GAME-BY-GAME ROAD RESULTS



GAME	DATE	OPPOSITION	RESULT	SCORE	RECORD	ATTENDANCE	SELLOUTS
1	10/4/13	@CAR	OTW	3-2	1-0-0	18,680	*
2	10/5/13	@BOS	L	1-4	1-1-0	17,565	*
3	10/14/13	@BOS	W	3-2	2-1-0	17,565	*
4	10/17/13	@COL	W	4-2	3-1-0	18,101	*
5	10/19/13	@PHX	L	2-5	3-2-0	14,624	*
6	10/30/13	@VAN	W	2-1	4-2-0	18,910	*
7	11/1/13	@CGY	W	4-3	5-2-0	19,289	*
8	11/2/13	@EDM	W	5-0	6-2-0	16,839	*
9	11/4/13	@WPG	L	2-4	6-3-0	15,004	*
10	11/16/13	@NYI	SOL	4-5	6-3-1	15,619	*
11	11/24/13	@BUF	W	3-1	7-3-1	18,721	*
12	11/29/13	@NYI	W	5-0	8-3-1	14,826	*
13	12/1/13	@OTT	W	4-2	9-3-1	20,011	*
14	12/6/13	@NJD	W	3-1	10-3-1	13,223	*
15	12/10/13	@FLA	SOL	2-3	10-3-2	13,358	*
16	12/12/13	@TBL	SOL	1-2	10-3-3	19,204	*
17	12/21/13	@TOR	SOW	5-4	11-3-3	19,508	*
18	12/28/13	@FLA	W	4-3	12-3-3	18,932	*
19	12/30/13	@NSH	L	4-6	12-4-3	17,212	*
20	1/4/14	@DAL	W	5-1	13-4-3	17,232	*
21	1/9/14	@SJS	L	1-4	13-5-3	17,562	*
22	1/11/14	@LAK	W	3-1	14-5-3	18,262	*
23	1/12/14	@ANA	L	0-1	14-6-3	17,375	*
24	1/16/14	@NYR	L	0-1	14-7-3	18,006	*
25	1/28/14	@PHI	L	0-5	14-8-3	19,987	*
26	2/2/14	@WSH	OTL	5-6	14-8-4	18,506	*
27	2/6/14	@FLA	W	3-1	15-8-4	15,623	*
28	2/8/14	@TBL	L	2-4	15-9-4	19,204	*
29	2/26/14	@MTL	OTW	2-1	16-9-4	21,273	*
30	2/27/14	@OTT	W	6-1	17-9-4	18,931	*
31	3/4/14	@NJD	L	3-4	17-10-4	16,592	*
32	3/9/14	@NYR	L	0-3	17-11-4	18,006	*
33	3/11/14	@CBJ	L	1-4	17-12-4	14,330	*
34	3/16/14	@CHI	L	1-4	17-13-4	22,128	*
35	3/22/14	@MIN	W	3-2	18-13-4	19,176	*
36	3/25/14	@CBJ	L	2-4	18-14-4	15,103	*
37	3/29/14	@TOR	W	4-2	19-14-4	20,270	*
38	4/5/14	@MTL	L	3-5	19-15-4	21,273	*
39	4/8/14	@BUF	W	4-2	20-15-4	18,710	*
40	4/9/14	@PIT	SOL	3-4	20-15-5	18,620	*
41	4/13/14	@STL	W	3-0	21-15-5	18,430	*

Road Record:21-15-5

Road Attendance:731,790

Average:17,849

* = Sellout

SOW =Shootout win

SOL =Shootout loss

OTW =Overtime win

OTL =Overtime loss

2013-14 TEAM-BY-TEAM RECORDS



ANAHEIM DUCKS

Website: ducks.nhl.com
Address: 2695 E Katella Ave
Anaheim, CA 92806

Arena:..... Honda Center (17,174)
All-Time Season Record:
.....722-637-107-108 in 20 seasons
All-Time Stanley Cup Playoff Record:..... 65-53
Stanley Cup Champions:2007

Management and Coaching Staff

Executive VP & GM: Bob Murray
Senior VP of Hockey Operations:.....David McNab
Head Coach:.....Bruce Boudreau

Assistant Coaches:.....Brad Lauer
..... Trent Yawney, Scott Niedermayer
Goaltending Consultant:..... Dwayne Roloson
Video Coordinator:..... Joe Piscotto
Strength & Conditioning Coach:..... Sean Skahan
Head Athletic Trainer:..... Joe Huff
Equipment Manager:..... Doug Shearer

Media Contacts

Office Phone:..... (714) 940-2900
Fax:..... (714) 940-2953
Director of Media & Communications:
.....Alex Gilchrist
Media & Communications Managers:
.....Steve Hoem, Keren Lynch

vs. ANAHEIM

SEASON RECORD	W	L	OTL	Pts	GF	GA	PPGF	PPGA	SHGF	SHGA	PIM
Home	0	1	0	0	2	5	0	0	0	0	19
Road	0	1	0	0	0	1	0	0	0	0	8
TOTALS	0	2	0	0	2	6	0	0	0	0	27

RESULTS

DATE	SITE	W/L	DRW	OPP
12/17	H	L	2	5
1/12	A	L	0	1

GOALS BY PERIOD

TEAM	1	2	3	OT	SO	TOT
Detroit	1	0	1	0	0	2
Anaheim	4	2	0	0	0	6

SPECIAL TEAMS

DETROIT POWER PLAY			DETROIT PENALTY KILL		
Home	0-2	0.00%	Home	3-3	100%
Road	0-5	0.00%	Road	4-4	100%
Totals	0-7	0.00%	Totals	7-7	100%

LEADERS

DETROIT		ANAHEIM	
Tomas Jurco	1G-0A-1P, +1 in 1 game	Andrew Cogliano	1G-3A-4P, +3 in 2 games
Daniel Cleary	1G-0A-1P, -1 in 2 games	Saku Koivu	1G-2A-3P, +3 in 2 games
Drew Miller	0G-1A-1P, +1 in 2 games	Sami Vatanen	1G-1A-2P, +1 in 2 games
Kyle Quincey	0G-1A-1P in 2 games	Silfverberg/Bonino/Perry	1G-0A-1P, +1 in 2 games
Petr Mrazek	2-0-0, 1.00 GAA, .950 SV%	Jonas Hiller	2-0-0, 1.00 GAA, .950 SV%

ALL-TIME SEASON RECORD

SITE	GP	W	L	T	OTL	PTS	GF	GA
Home	38	30	5	3	0	63	134	82
Road	39	18	15	4	2	42	102	96
TOTALS	77	48	20	7	2	105	236	178

2013-14 TEAM-BY-TEAM RECORDS



ARIZONA COYOTES

Website: coyotes.nhl.com
Office Address:
6751 N. Sunset Blvd. #200
Glendale, AZ 85305

Arena: Gila River Arena (17,125)
All-Time Season Record: 1121-1206-266-105
..... in 34 seasons
All-Time Stanley Cup Playoff Record: 41-78
Stanley Cup Champions: None

Management and Coaching Staff

Executive VP/General Manager
& Alternate Governor: Don Maloney
Sr. Vice President/
Assistant General Manager: Darcy Regier

Head Coach: Dave Tippett
Associate Coach: Jim Playfair
Assistant Coach: Newell Brown
Assistant to the GM/
Goaltending Coach: Sean Burke
Video Coach: Steve Peters
Strength & Conditioning Coordinator: ... Tom Powers
Head Athletic Trainer: Jason Serbus
Head Equipment Manager: Stan Wilson

Media Contacts

Office Phone: (623) 772-3200
Fax: (623) 872-2000
Vice President of Communications:..... Rich Nairn
Director of Media Relations: Chris Wojcik
Media Relations Coordinator: Greg Dillard

vs. PHOENIX

SEASON RECORD	W	L	OTL	Pts	GF	GA	PPGF	PPGA	SHGF	SHGA	PIM
Home	0	1	0	0	2	4	0	0	0	0	6
Road	0	1	0	0	2	5	0	0	0	0	6
TOTALS	0	2	0	0	4	9	0	0	0	0	12

RESULTS

DATE	SITE	W/L	DRW	OPP
10/10	H	L	2	4
10/19	A	L	2	5

GOALS BY PERIOD

TEAM	1	2	3	OT	SO	TOT
Detroit	2	2	0	0	0	4
Phoenix	1	2	6	0	0	9

SPECIAL TEAMS

DETROIT POWER PLAY			DETROIT PENALTY KILL		
Home	0-2	0.00%	Home	2-2	100%
Road	0-2	0.00%	Road	2-2	100%
Totals	0-4	0.00%	Totals	4-4	100%

LEADERS

DETROIT		PHOENIX	
Jonathan Ericsson	1G-1A-2P in 2 games	Mikkel Boedker	1G-3A-4P, +4 in 2 games
Todd Bertuzzi	1G-1A-2P, -1 in 2 games	Antoine Vermette	2G-1A-3P, +4 in 2 games
Joakim Andersson	1G-0A-1P in 2 games	Mike Ribeiro	2G-1A-3P, +2 in 2 games
Pavel Datsyuk	1G-0A-1P, -1 in 2 games	Derek Morris	1G-2A-3P, +4 in 2 games
Jimmy Howard	0-2-0, 3.56 GAA, .899 SV%	Mike Smith	2-0-0, 2.00 GAA, .937 SV%

ALL-TIME SEASON RECORD

SITE	GP	W	L	T	OTL	PTS	GF	GA
Home	67	36	22	8	1	81	256	214
Road	66	29	21	14	2	74	211	194
TOTALS	133	65	43	22	3	155	467	408

2013-14 TEAM-BY-TEAM RECORDS



BOSTON BRUINS

Website: bruins.nhl.com
 Address: TD Garden
 100 Legends Way
 Boston, MA 02114

Arena: TD Garden (17,565)

All-Time Season Record:

..... 2938-2240-791-121 in 89 seasons

All-Time Stanley Cup Playoff Record:

..... 299-304-6

Stanley Cup Champions:

..... 1929, 1939, 1941, 1970, 1972, 2011

Management and Coaching Staff

Principal..... Charlie Jacobs

President: Cam Neely

General Manager:..... Peter Chiarelli

Assistant General Managers:..... Don Sweeney

Scott Bradley

Head Coach: Claude Julien

Assistant Coaches:..... Doug Houda

Doug Jarvis, Joe Sacco

Goaltending Coach:..... Bob Essensa

Video Coach:..... Jeremy Rogalski

Strength & Conditioning:..... John Whitesides

Physical Therapist:..... Scott Waugh

Head Athletic Trainer:..... Don DelNegro

Assistant Athletic Trainer:..... Derek Repucci

Equipment Manager:..... Keith Robinson

Assistant Equipment Managers:

..... Beets Johnson, Matt Falconer

Media Contacts

Office Phone: (617) 624-1935

Fax:..... (617) 523-7184

Media Website:..... www.bostonbruins.com/media

(email: media@bostonbruins.com password:

media)

VP, Communications & Content :... Matthew Chmura

Director of Communications & Content:..... Eric Tosi

vs. BOSTON

SEASON RECORD	W	L	OTL	Pts	GF	GA	PPGF	PPGA	SHGF	SHGA	PIM
Home	2	0	0	4	9	3	1	1	0	0	16
Road	1	1	0	2	4	6	0	2	0	0	20
TOTALS	3	1	0	6	13	9	1	3	0	0	36

RESULTS

DATE	SITE	W/L	DRW	OPP
10/5	A	L	1	4
10/14	A	W	3	2
11/27	H	W	6	1
4/2	H	W	3	2

GOALS BY PERIOD

TEAM	1	2	3	OT	SO	TOT
Detroit	3	6	4	0	0	13
Boston	3	2	4	0	0	9

SPECIAL TEAMS

DETROIT POWER PLAY			DETROIT PENALTY KILL		
Home	1-6	Home	6-7	85.7%	--
Road	0-2	Road	7-9	77.8%	100.0%
Totals	1-8	Totals	13-16	81.3%	100.0%

LEADERS

DETROIT		BOSTON	
Henrik Zetterberg	3G-1A-4P, +2 in 3 games	Reilly Smith	0G-4A-4P in 4 games
Tomas Tatar	2G-2A-4P, +3 in 3 games	Johnny Boychuk	1G-2A-3P, -1 in 4 games
Jonas Gustavsson	2-0-0, 1.50 GAA, .936 SV%	Tuukka Rask	1-3-0, 3.29 GAA, .871 SV%

ALL-TIME SEASON RECORD

SITE	GP	W	L	T	OTL	PTS	GF	GA
Home	290	158	80	52	0	368	970	731
Road	293	94	155	43	1	232	778	1021
TOTALS	583	252	235	95	1	600	1748	1752

2013-14 TEAM-BY-TEAM RECORDS



BUFFALO SABRES

Website: sabres.nhl.com
 Address: First Niagara Center
 One Seymour H. Knox III Plaza
 Buffalo, NY 14203

Arena: First Niagara Center (18,690)
 All-Time Season Record:
 1611-1291-409-99 in 43 seasons
 All-Time Stanley Cup Playoff Record:
 124-132
 Stanley Cup Champions: None

Management and Coaching Staff

General Manager: Tim Murray
 Assistant General Manager Kevin Devine

Head Coach: Ted Nolan
 Assistant Coaches: Bryan Trotter,
 Danny Flynn, Tom Coolen
 Goaltending Coach: Arturs Irbe
 Strength & Conditioning Coach: Doug McKenziey
 Head Athletic Trainer: Tim Macre
 Equipment Managers: Rip Simonick, Dave Williams
 Video Coach Corey Smith

Media Contacts

Office Phone: (716) 855-4100
 Fax: (716) 855-4162
 VP of Public and Community
 Relations Michael Gilbert
 Director of Media Relations Chris Bandura
 Public Relations Assistant Ian Ott
 Public Relations Assistant Marc Heintzman

vs. BUFFALO

SEASON RECORD	W	L	OTL	Pts	GF	GA	PPGF	PPGA	SHGF	SHGA	PIM
Home	2	0	0	4	5	3	1	1	0	0	20
Road	2	0	0	4	7	3	1	0	0	0	16
TOTALS	4	0	0	8	12	6	2	1	0	0	36

RESULTS

DATE	SITE	W/L	DRW	OPP
10/2	H	W	2	1
11/24	A	W	3	1
4/4	H	W	3	2
4/8	A	W	4	2

GOALS BY PERIOD

TEAM	1	2	3	OT	SO	TOT
Detroit	5	2	5	0	0	12
Buffalo	1	2	3	0	0	6

SPECIAL TEAMS

DETROIT POWER PLAY			DETROIT PENALTY KILL		
Home	1-6	16.7%	Home	9-10	90.0%
Road	1-8	12.5%	Road	5-5	100%
Totals	2-14	14.3%	Totals	14-15	93.3%

LEADERS

DETROIT		BUFFALO	
Daniel Alfredsson	2G-3A-5P, +3 in 4 games	Zemgus Girgensons	3G-0A-3P in 4 games
Darren Helm	3G-0A-3P, +1 in 3 games	Cody Hodgson	1G-2A-3P, -4 in 4 games
Johan Franzen	1G-2A-3P, +2 in 4 games	Nicolas Deslauriers	1G-0A-1P in 2 games
Pavel Datsyuk	2G-0A-2P, +4 in 3 games	Jamie McBain	1G-0A-1P, -2 in 2 games
Jimmy Howard	3-0-0, 1.67 GAA, .929 SV%	Ryan Miller	0-2-0, 2.04 GAA, .940 SV%

ALL-TIME SEASON RECORD

SITE	GP	W	L	T	OTL	PTS	GF	GA
Home	61	37	18	5	1	80	221	168
Road	59	17	34	8	0	42	177	241
TOTALS	120	54	52	13	1	122	398	409

2013-14 TEAM-BY-TEAM RECORDS



CALGARY FLAMES

Website: flames.nhl.com
 Address:
 Scotiabank Saddledome
 555 Saddledome Rise S.E.
 Calgary, AB T2P 3B9

Arena:Scotiabank Saddledome (19,289)
 All-Time Season Record:
 1491-1279-379-105 in 41 seasons
 All-Time Stanley Cup Playoff Record:94-114
 Stanley Cup Champions:1989

Management and Coaching Staff

President of Hockey Operations:.....Brian Burke
 General Manager:.....Brad Treliving

SR, VP and Assistant General Manager:.....
Michael Holditch
 Assistant General Managers:.....
Craig Conroy, Brad Pascall
 Special Assistant to the GM:.....Craig Conroy
 Head Coach:.....Bob Hartley
 Associate Coach:.....Jacques Cloutier
 Assistant Coach :.....Martin Gelinias
 Goaltender Coach:.....Jordan Sigalet
 Senior Video Analyst:Jamie Pringle
 Strength & Conditioning Coach:.....Ryan van Asten
 Athletic Therapist:.....Morris Boyer
 Equipment Manager:.....Mark Depasquale

Media Contacts

Office Phone:(403) 777-4636
 Fax:.....(403) 777-2171
 Vice President of Communications:..... Peter Hanlon
 Media Relations Manager: Sean Kelso

vs. CALGARY

SEASON RECORD	W	L	OTL	Pts	GF	GA	PPGF	PPGA	SHGF	SHGA	PIM
Home	1	1	0	2	5	5	2	1	0	1	14
Road	1	0	0	2	3	2	0	1	0	0	6
TOTALS	2	1	0	4	8	7	2	2	0	1	20

RESULTS

DATE	SITE	W/L	DRW	OPP
11/1	A	W	4	3
12/19	H	W	3	2

GOALS BY PERIOD

TEAM	1	2	3	OT	SO	TOT
Detroit	3	2	1	1	0	7
Calgary	1	3	1	0	0	5

SPECIAL TEAMS

DETROIT POWER PLAY			DETROIT PENALTY KILL		
Home	1-4	25.0%	Home	4-5	80.0%
Road	0-3	0.00%	Road	5-5	100%
Totals	1-7	14.3%	Totals	9-10	90.0%

LEADERS

DETROIT		CALGARY	
Pavel Datsyuk	1G-4A-5P, +2 in 2 games	Michael Cammalleri	0G-3A-3P, +2 in 2 games
Daniel Alfredsson	2G-1A-3P in 2 games	Curtis Glencross	1G-1A-2P, -2 in 2 games
Niklas Kronwall	0G-3A-3P, +2 in 2 games	Jiri Hudler	0G-2A-2P, +1 in 2 games
Joakim Andersson	2G-0A-2P, +2 in 2 games	Mark Giordano	1G-0A-1P in 1 game
Jonas Gustavsson	1-0-0, 1.97 GAA, .909 SV%	Karri Ramo	0-0-1, 2.96 GAA, .921 SV%

ALL-TIME SEASON RECORD

SITE	GP	W	L	T	OTL	PTS	GF	GA
Home	75	41	23	10	1	93	272	226
Road	77	29	42	6	0	64	221	269
TOTALS	152	70	65	16	1	157	493	495

2013-14 TEAM-BY-TEAM RECORDS



CAROLINA HURRICANES

Website: hurricanes.nhl.com
Address: PNC Arena
1400 Edwards Mill Road
Raleigh, NC 27607

Arena:PNC Arena (18,680)
All-Time Season Record:1104-1230-263-101
.....in 34 seasons
All-Time Stanley Cup Playoff Record:59-68
Stanley Cup Champions:2006

Management and Coaching Staff

Executive VP & General Manager :Ron Francis
Assistant GM &
Director of Hockey Operations:.....Mike Vellucci

Assistant General Managers:..... Brian Tatum,
.....Ricky Olczyk
Head Coach:Bill Peters
Assistant Coaches: Rod Brind'Amour,
..... Steve Smith
Goaltending Coach: David Marcoux
Video Coach: Chris Huffine
Head Athletic Therapist/Strength & Cond.:
.....Peter Friesen
Equipment Managers:.....Skip Cunningham,
..... Bob Gorman, Jorge Alves

Media Contacts

Office Phone:(919) 467-7825
Fax:.....(919) 462-0123
VP of Communications :Mike Sundheim
Senior Director of Communications :Kyle Hanlin

vs. CAROLINA

SEASON RECORD	W	L	OTL	Pts	GF	GA	PPGF	PPGA	SHGF	SHGA	PIM
Home	1	1	0	2	5	5	2	1	0	1	14
Road	1	0	0	2	3	2	0	1	0	0	6
TOTALS	2	1	0	4	8	7	2	2	0	1	20

RESULTS

DATE	SITE	W/L	DRW	OPP
10/4	A	W	3	2
11/21	H	W	4	3
4/11	H	L	1	2

GOALS BY PERIOD

TEAM	1	2	3	OT	SO	TOT
Detroit	1	1	5	1	0	8
Carolina	3	3	1	0	0	7

SPECIAL TEAMS

DETROIT POWER PLAY			DETROIT PENALTY KILL		
Home	2-6	33.3%	Home	5-6	83.3%
Road	0-3	0.00%	Road	2-3	66.7%
Totals	2-9	22.2%	Totals	7-9	77.8%

LEADERS

DETROIT		CAROLINA	
Henrik Zetterberg	1G-4A-5P, +4 in 2 games	Justin Faulk	0G-3A-3P, -2 in 3 games
Johan Franzen	0G-3A-3P, +3 in 3 games	Andrej Sekera	2G-0A-2P, -1 in 2 games
Gustav Nyquist	2G-0A-2P, +2 in 2 games	Radek Dvorak	1G-1A-2P, +2 in 2 games
Niklas Kronwall	1G-1A-2P, +2 in 3 games	Jay Harrison	0G-2A-2P, +1 in 2 games
Ty Conklin	1-1-0, 1.99 GAA, .909 SV%	Cam Ward	1-0-1, 1.95 GAA, .940 SV%

ALL-TIME SEASON RECORD

SITE	GP	W	L	T	OTL	PTS	GF	GA
Home	36	21	8	7	0	49	137	98
Road	34	14	19	1	0	29	94	113
TOTALS	70	35	27	8	0	78	231	211

2013-14 TEAM-BY-TEAM RECORDS

IT'S MORE THAN HOCKEY.



CHICAGO BLACKHAWKS

Website:
blackhawks.nhl.com
Address: United Center
1901 W. Madison
Chicago, IL 60612

Management and Coaching Staff

Vice President/General Manager:..... Stan Bowman
Assistant General Manager:..... Norm Maciver
Head Coach:..... Joel Quenneville
Assistant Coaches: Mike Kitchen, Kevin Dineen
Goaltending Coach:..... Jimmy Waite
Video Coach:..... Matt Meachem
Strength & Conditioning Coach:..... Paul Goodman
Head Athletic Trainer: Mike Gapski
Equipment Manager:..... Troy Parchman

Arena:..... United Center (19,717)
All-Time Season Record:.....2542-2556-814-112
..... in 87 seasons
All-Time Stanley Cup Playoff Record:.....245-255-5
Stanley Cup Champions:1934, 1938, 1961, 2010, 2013

Media Contacts

Office Phone:(312) 455-7000
Fax:(312) 455-7041
Sr. Director of Media Relations: Brandon Faber
Sr. Director of Public Relations: Adam Rogovin
Public Relations Coordinator:..... Meghan Bower

vs. CHICAGO

SEASON RECORD	W	L	OTL	Pts	GF	GA	PPGF	PPGA	SHGF	SHGA	PIM
Home	1	0	0	2	5	4	0	1	0	0	8
Road	0	1	0	0	1	4	1	1	0	1	8
TOTALS	1	1	0	2	6	8	1	2	0	1	16

RESULTS

DATE	SITE	W/L	DRW	OPP
1/22	H	W	5	4
3/16	A	L	1	4

GOALS BY PERIOD

TEAM	1	2	3	OT	SO	TOT
Detroit	2	3	0	0	1	6
Chicago	2	3	3	0	0	8

SPECIAL TEAMS

DETROIT POWER PLAY			DETROIT PENALTY KILL		
Home	0-4	0.00%	Home	3-4	75.0%
Road	1-4	25.0%	Road	2-3	66.7%
Totals	1-8	12.5%	Totals	5-7	71.4%

LEADERS

DETROIT		CHICAGO	
Gustav Nyquist	2G-1A-3P, +1 in 2 games	Marian Hossa	2G-3A-5P, +1 in 2 games
Henrik Zetterberg	0G-3A-3P, +3 in 1 game	Patrick Kane	0G-3A-3P, +2 in 2 games
Justin Abdelkader	0G-2A-2P, +2 in 2 games	Jonathan Toews	1G-1A-2P, +1 in 2 games
Patrick Eaves	1G-0A-1P, +1 in 1 game	Ben Smith	1G-1A-2P, +1 in 2 games
Jonas Gustavsson	1-0-0, 3.69 GAA, .886 SV%	Corey Crawford	1-0-1, 2.40 GAA, .901 SV%

ALL-TIME SEASON RECORD

SITE	GP	W	L	T	OTL	PTS	GF	GA
Home	362	217	106	33	6	473	1231	910
Road	365	147	160	51	7	352	1029	1092
TOTALS	727	364	266	84	13	825	2260	2002

2013-14 TEAM-BY-TEAM RECORDS



COLORADO AVALANCHE

Website: avalanche.nhl.com
 Address: Pepsi Center
 1000 Chopper Circle
 Denver, CO 80204

Arena: Pepsi Center (18,007)
 All-Time Season Record: 1242-1108-261-87
 in 34 seasons
 All-Time Stanley Cup Playoff Record: 135-121
 Stanley Cup Champions 1996, 2001

Management and Coaching Staff

Executive Vice President of Hockey Operations:
 Joe Sakic
 General Manager: Greg Sherman

Assistant General Manager: Craig Billington
 Head Coach/VP of Hockey Operations:
 Patrick Roy
 Assistant Coaches: Tim Army, Andre Tourigny
 Video Coach: Mario Duhamel
 Goaltending Coach: Francois Allaire
 Head Athletic Trainer: Matthew Sokolowski
 Head Equipment Manager: Mark Miller

Media Contacts

Office Phone: (303) 405-1100
 Fax: (303) 893-0614
 Senior VP Communications & Business Ops:
 Jean Martineau
 Executive Director of Media Services:
 Brendan McNicholas
 Website/Media Relations Coordinator:
 Ron Knabenbauer

vs. COLORADO

SEASON RECORD	W	L	OTL	Pts	GF	GA	PPGF	PPGA	SHGF	SHGA	PIM
Home	0	0	1	1	2	3	1	0	0	0	4
Road	1	0	0	2	4	2	2	2	0	0	17
TOTALS	1	0	1	3	6	5	3	2	0	0	21

RESULTS				
DATE	SITE	W/L	DRW	OPP
10/17	A	W	4	2
3/6	H	OTL	2	3

GOALS BY PERIOD						
TEAM	1	2	3	OT	SO	TOT
Detroit	3	1	2	0	0	6
Colorado	0	3	1	1	0	5

SPECIAL TEAMS

DETROIT POWER PLAY			DETROIT PENALTY KILL		
Home	1-2	50.0%	Home	2-2	100%
Road	2-5	40.0%	Road	3-5	60.0%
Totals	3-7	42.9%	Totals	5-7	71.4%

LEADERS

DETROIT		COLORADO	
Daniel Alfredsson	0G-3A-3P, +2 in 2 games	Erik Johnson	1G-2A-3P, +2 in 2 games
Pavel Datsyuk	2G-0A-2P, +2 in 1 game	Matt Duchene	1G-1A-2P, +1 in 2 games
Johan Franzen	2G-0A-2P, -2 in 2 games	Ryan O'Reilly	0G-2A-2P, +2 in 2 games
Danny DeKeyser	0G-2A-2P, -1 in 2 games	PA Parenteau	1G-0A-1P, +1 in 2 games
Jonas Gustavsson	1-0-0, 2.01 GAA, .950 SV%	Jean-Sebastien Giguere	1-0-0, 1.86 GAA, .946 SV%

ALL-TIME SEASON RECORD

SITE	56	34	17	1	4	73	198	161
Home	57	34	17	1	5	74	200	164
Road	58	29	24	4	1	63	192	186
TOTALS	115	63	41	5	6	137	392	350

2013-14 TEAM-BY-TEAM RECORDS



COLUMBUS BLUE JACKETS

Website: bluejackets.nhl.com
 Address: Nationwide Arena
 200 W. Nationwide Blvd.

Columbus, OH 43215

Arena: Nationwide Arena (18,144)

All-Time Season Record: 409-490-33-100

..... in 13 seasons

All-Time Stanley Cup Playoff Record: 2-8

Stanley Cup Champions None

Management and Coaching Staff

President of Hockey Operations:..... John Davidson

General Manager:.....Jarmo Kekalainen

Assistant General Managers:.....Chris MacFarland,

..... Bill Zito

Head Coach:..... Todd Richards

Associate Coach: Craig Hartsburg

Assistant Coach:.....Brad Larsen

Goaltending Coach:..... Ian Clark

Video Assistant Coach:.....Dan Singleton

Strength & Conditioning Coach:..... Kevin Collins

Head Athletic Trainer: Mike Vogt

Head Equipment Manager:..... Tim LeRoy

Media Contacts

Office Phone: (614) 246-4625

Fax:..... (614) 246-4007

Vice President of Communications

& Team Services.....Todd Sharrock

Director of Communications:..... Karen Davis

Manager of Communications: ... Glenn Odebralski

vs. COLUMBUS

SEASON RECORD	W	L	OTL	Pts	GF	GA	PPGF	PPGA	SHGF	SHGA	PIM
Home	1	0	0	2	2	1	1	1	0	0	6
Road	0	2	0	0	3	8	0	2	0	0	16
TOTALS	1	2	0	2	5	9	1	3	0	0	22

RESULTS

DATE	SITE	W/L	DRW	OPP
10/15	H	W	2	1
3/11	A	L	1	4
3/25	A	L	2	4

GOALS BY PERIOD

TEAM	1	2	3	OT	SO	TOT
Detroit	3	2	0	0	0	5
Columbus	3	1	5	0	0	9

SPECIAL TEAMS

DETROIT POWER PLAY			DETROIT PENALTY KILL		
Home	1-4	25.0%	Home	2-3	66.7%
Road	0-6	0.00%	Road	5-7	71.4%
Totals	1-10	10.0%	Totals	7-10	70.0%

LEADERS

DETROIT		COLUMBUS	
Gustav Nyquist	2G-0A-2P, +2 in 2 games	Brandon Dubinsky	2G-1A-3P, +1 in 3 games
Henrik Zetterberg	1G-1A-2P, +1 in 1 game	James Wisniewski	0G-3A-3P, +2 in 3 games
Pavel Datsyuk	0G-2A-2P, +1 in 1 game	Cam Atkinson	2G-0A-2P in 2 games
Tomas Tatar	0G-2A-2P, +1 in 2 games	Ryan Johansen	2G-0A-2P in 3 games
Jonas Gustavsson	1-0-0, 1.00 GAA, .973 SV%	Sergei Bobrovsky	1-1-0, 1.72 GAA, .951 SV%

ALL-TIME SEASON RECORD

SITE	GP	W	L	T	OTL	PTS	GF	GA
Home	37	28	6	0	3	59	132	89
Road	40	23	12	1	4	51	116	89
TOTALS	77	51	18	1	7	110	248	178

2013-14 TEAM-BY-TEAM RECORDS



DALLAS STARS

Website: stars.nhl.com
Office Address:
Dr. Pepper Arena
2601 Avenue of the Stars
Frisco, TX 75034

Arena: American Airlines Center (18,532)
All-Time Season Record: 1572-1510-459-95
in 46 seasons
All-Time Stanley Cup Playoff Record: 156-157
Stanley Cup Champions: 1999

Management and Coaching Staff

General Manager: Jim Nill

Assistant General Manager: Les Jackson
Head Coach: Lindy Ruff
Assistant Coaches: Curt Fraser, James Patrick
Goaltending Coach: Mike Valley
Video Coach: Kelly Forbes
Strength & Rehabilitation Coach: Brad Jellis
Head Athletic Trainer: Dave Zeis
Head Equipment Manager: Steve Sumner

Media Contacts

Office Phone: (214) 387-5556 or 5557
Fax: (214) 387-5564
Senior Director of Communications: Tom Holy
Communication Coordinator: Joe Calvillo
Media Relations Coordinators: Ben Fromstein,
..... Greg Ramirez

vs. DALLAS

SEASON RECORD	W	L	OTL	Pts	GF	GA	PPGF	PPGA	SHGF	SHGA	PIM
Home	0	0	1	1	3	4	0	1	0	0	4
Road	1	0	0	2	5	1	0	0	0	1	14
TOTALS	1	0	1	3	8	5	0	1	0	1	18

RESULTS

DATE	SITE	W/L	DRW	OPP
11/7	H	OTL	3	4
1/4	A	W	5	1

GOALS BY PERIOD

TEAM	1	2	3	OT	SO	TOT
Detroit	3	3	2	0	0	8
Dallas	1	1	2	1	0	5

SPECIAL TEAMS

DETROIT POWER PLAY			DETROIT PENALTY KILL		
Home	0-0	--	Home	1-2	50.0%
Road	0-4	0.00%	Road	7-7	100%
Totals	0-4	0.00%	Totals	8-9	88.9%

LEADERS

DETROIT		DALLAS	
Henrik Zetterberg	2G-3A-5P, +5 in 2 games	Shawn Horcoff	2G-0A-2P in 2 games
Pavel Datsyuk	1G-1A-2P, +2 in 1 game	Rich Peverley	1G-1A-2P, -1 in 2 games
Todd Bertuzzi	1G-1A-2P, +3 in 2 games	Jamie Benn	1G-0A-1P in 2 games
Adam Almqvist	1G-0A-1P, +1 in 1 game	Cody Eakin	1G-0A-1P, -1 in 2 games
Jimmy Howard	1-0-1, 2.40 GAA, .932 SV%	Kari Lehtonen	1-0-0, 2.87 GAA, .884 SV%

ALL-TIME SEASON RECORD

SITE	GP	W	L	T	OTL	PTS	GF	GA
Home	123	62	42	16	3	143	459	380
Road	122	46	55	18	3	113	368	407
TOTALS	245	108	97	34	6	256	827	787

2013-14 TEAM-BY-TEAM RECORDS



EDMONTON OILERS

Website: oilers.nhl.com
 Address: Rexall Place
 7424-118 Avenue
 Edmonton, AB T5B 4M9

Arena:Rexall Place (16,839)
 All-Time Season Record:1224-1102-262-110
in 34 seasons
 All-Time Stanley Cup Playoff Record:152-99
 Stanley Cup Champions:1984, 1985, 1987,
 1988, 1990

Management and Coaching Staff

President, Hockey Operations: Kevin Lowe
 General Manager: Craig MacTavish
 Sr. VP of Hockey Operations: Scott Howson

Assistant General Manager: Bill Scott
 Head Coach: Dallas Eakins
 Associate Coach: Keith Action
 Assistant Coaches: Craig Ramsay,
 Rocky Thompson
 Goaltending Coach: Frederic Chabot
 Video Coach: Myles Fee
 Strength & Conditioning Coach: Chad Drummond
 Head Athletic Trainer: T.D. Forss
 Head Equipment Manager: Jeff Lang

Media Contacts

Office Phone: (780) 414-4000
 Fax: (780) 409-5890
 Director of Communications & Media Relations:
 J.J. Hebert
 Manager of Communications: Patrick Garland
 Coordinator of Communications & Media Relations:
 Shawn May

vs. EDMONTON												
SEASON RECORD	W	L	OTL	Pts	GF	GA	PPGF	PPGA	SHGF	SHGA	PIM	
Home	1	0	0	2	2	1	0	0	0	0	6	
Road	1	0	0	2	5	0	1	0	0	0	11	
TOTALS	2	0	0	4	7	1	1	0	0	0	17	

RESULTS				
DATE	SITE	W/L	DRW	OPP
11/2	A	W	5	0
3/14	H	W	2	1

GOALS BY PERIOD						
TEAM	1	2	3	OT	SO	TOT
Detroit	3	1	2	0	1	7
Edmonton	0	0	1	0	0	1

SPECIAL TEAMS					
DETROIT POWER PLAY			DETROIT PENALTY KILL		
Home	0-4	0.00%	Home	2-2	100%
Road	1-5	20.0%	Road	3-3	100%
Totals	1-9	11.1%	Totals	5-5	100%

LEADERS			
DETROIT		EDMONTON	
Joakim Andersson	1G-1A-2P, +2 in 1 game	Ryan Smyth	1G-0A-1P, +1 in 1 game
Jakub Kindl	1G-1A-2P, +2 in 1 game	Viktor Fasth	0-0-1, 0.92 GAA, .957 SV%
Drew Miller	1G-1A-2P, +2 in 2 games	Jason LaBarbera	0-0-0, 3.91 GAA, .864 SV%
Tomas Tatar	1G-1A-2P, +1 in 2 games	Richard Bachman	0-1-0, 8.65 GAA, .778 SV%
Petr Mrazek	1-0-0, 0.00 GAA, 1.000 SV%		

ALL-TIME SEASON RECORD								
SITE	GP	W	L	T	OTL	PTS	GF	GA
Home	61	38	16	3	4	83	230	178
Road	60	23	20	10	7	63	210	216
TOTALS	121	61	36	13	11	146	440	394

2013-14 TEAM-BY-TEAM RECORDS



FLORIDA PANTHERS

Website: panthers.nhl.com
Address: BB&T Center
One Panther Parkway
Sunrise, FL 33323

Arena:BB&T Center (15,720)
All-Time Season Record: 617-677-142-138
..... in 20 seasons
All-Time Stanley Cup Playoff Record: 16-22
Stanley Cup Champions: None

Management and Coaching Staff

Executive VP & General Manager:..... Dale Tallon

Head Coach:Gerard Gallant
Assistant Coaches: John Madden,
..... Mike Kelly, Mark Morris
Goaltending Coach :Rob Tallas
Video Coordinator: Tommy Cruz
Strength & Conditioning Coach:..... Craig Slaunwhite
Head Athletic Trainer: David Zenobi
Head Equipment Manager: Chris Scoppetto

Media Contacts

Office Phone:(954) 835-7000
Fax:(954) 835-7700
Director of Communications: Justin Copertino
Communications & Digital Media Coordinators:
..... Adelyn Biedenbach, Amanda Cifu

vs. FLORIDA

SEASON RECORD	W	L	OTL	Pts	GF	GA	PPGF	PPGA	SHGF	SHGA	PIM
Home	0	1	1	1	5	7	1	0	0	1	12
Road	2	0	1	5	9	7	4	1	0	0	32
TOTALS	2	1	2	6	14	14	5	1	0	1	44

RESULTS

DATE	SITE	W/L	DRW	OPP
12/7	H	L	1	2
12/10	A	SOL	2	3
12/28	A	W	4	3
1/26	H	SOL	4	5
2/6	A	W	3	1

GOALS BY PERIOD

TEAM	1	2	3	OT	SO	TOT
Detroit	4	6	4	0	0	14
Florida	2	3	7	0	2	14

SPECIAL TEAMS

DETROIT POWER PLAY			DETROIT PENALTY KILL		
Home	1-7	14.3%	Home	6-6	100.0%
Road	4-16	25.0%	Road	11-12	91.7%
Totals	5-23	21.7%	Totals	17-18	94.4%

LEADERS

DETROIT		FLORIDA	
Pavel Datsyuk	1G-3A-4P, -2 in 3 games	Sean Bergenheim	4G-0A-4P, +2 in 5 games
Gustav Nyquist	3G-0A-3P in 5 games	Dylan Olsen	0G-3A-3P, +1 in 4 games
Daniel Alfredsson	3G-0A-3P in 5 games	Tom Gilbert	0G-3A-3P, +2 in 5 games
Johan Franzen	0G-3A-3P, -1 in 3 games	Nick Bjugstad	2G-0A-2P, +2 in 5 games
Jimmy Howard	1-0-1, 1.44 GAA, 0.941 SV%	Tim Thomas	3-1-0, 2.17 GAA, 0.919 SV%

ALL-TIME SEASON RECORD

SITE	GP	W	L	T	OTL	PTS	GF	GA
Home	13	6	2	3	2	17	43	33
Road	15	10	1	2	2	24	45	32
TOTALS	28	16	3	5	4	41	88	65

2013-14 TEAM-BY-TEAM RECORDS



LOS ANGELES KINGS

Website: kings.nhl.com
 Office Address:
 Toyota Sports Center
 555 North Nash Street
 El Segundo, CA 90245

Arena: Staples Center (18,230)
 All-Time Season Record: 1501-1605-424-106
 in 46 seasons
 All-Time Stanley Cup Playoff Record: 110-136
 Stanley Cup Champions: 2012, 2014

Management and Coaching Staff

President & General Manager: Dean Lombardi
 VP & Assistant General Manager: Rob Blake

Asst. General Manager: Rob Blake
 Head Coach: Darryl Sutter
 Associate Coach: John Stevens
 Assistant Coach: Davis Payne
 Goaltending Coach: Bill Ranford
 Video Coordinator: Zach Ziegler
 Head Athletic Trainer: Chris Kingsley
 Head Equipment Manager: Darren Granger

Media Contacts

Office Phone: (310) 535-4500/(213) 742-7100
 Fax: (310) 535-4507
 Senior Director of Communications:
 Jeff Moeller
 Senior Manager, Communications:
 Mike Kalinowski

vs. LOS ANGELES											
SEASON RECORD	W	L	OTL	Pts	GF	GA	PPGF	PPGA	SHGF	SHGA	PIM
Home	1	0	0	2	3	2	1	2	0	0	12
Road	1	0	0	2	3	1	0	1	0	0	10
TOTALS	2	0	0	4	6	3	1	3	0	0	22

RESULTS				
DATE	SITE	W/L	DRW	OPP
1/11	A	W	3	1
1/18	H	W	3	2

GOALS BY PERIOD						
TEAM	1	2	3	OT	SO	TOT
Detroit	1	1	3	0	1	6
Los Angeles	1	1	1	0	0	3

SPECIAL TEAMS					
DETROIT POWER PLAY			DETROIT PENALTY KILL		
Home	0-4	0.00%	Home	3-4	75.0%
Road	1-3	33.3%	Road	2-4	50.0%
Totals	1-7	14.3%	Totals	5-8	62.5%

LEADERS			
DETROIT		LOS ANGELES	
Tomas Tatar	1G-1A-2P, +2 in 2 games	Mike Richards	1G-2A-3P, -1 in 2 games
Riley Sheahan	1G-1A-2P, +2 in 2 games	Drew Doughty	1G-1A-2P, -2 in 2 games
Henrik Zetterberg	1-G-1A-2P, +1 in 2 games	Jeff Carter	1G-0A-1P, -2 in 2 games
Brendan Smith	0G-2A-2P, +1 in 2 games	Slava Voynov	0G-1A-1P in 2 games
Jimmy Howard	2-0-0, 1.45 GAA, .961 SV%	Jonathan Quick	0-1-1, 2.45 GAA, .918 SV%

ALL-TIME SEASON RECORD								
SITE	GP	W	L	T	OTL	PTS	GF	GA
Home	96	49	34	13	0	111	367	316
Road	96	35	45	14	2	86	300	355
TOTALS	192	84	79	27	2	197	667	671

2013-14 TEAM-BY-TEAM RECORDS



MINNESOTA WILD

Website: wild.nhl.com
Office Address:
317 Washington St.
St. Paul, MN 55102

Arena:Xcel Energy Center (17,954)
All-Time Season Record:474-408-55-95
..... in 13 seasons
All-Time Stanley Cup Playoff Record:18-29
Stanley Cup Champions:None

Management and Coaching Staff

Executive Vice President & GM:Chuck Fletcher

Assistant General Manager:Brent Flahr
Head Coach:Mike Yeo
Assistant Coaches:Rick Wilson, Darryl Sydor,
.....Darby Hendrickson, Andrew Brunette
Goaltending Coach:Bob Mason
Video Coordinator:Jonas Plumb
Strength & Conditioning Coach:Kirk Olson
Head Athletic Trainer:Don Fuller
Head Equipment Manager:Tony DaCosta

Media Contacts

Office Phone:(651) 602-6000
Fax:(651) 222-1055
Media Relations Director:Aaron Sickman
Media Relations Coordinator:Carly Peters

vs. MINNESOTA

SEASON RECORD	W	L	OTL	Pts	GF	GA	PPGF	PPGA	SHGF	SHGA	PIM
Home	0	0	1	1	3	4	1	1	0	0	6
Road	1	0	0	2	3	2	2	1	0	0	8
TOTALS	1	0	1	3	6	6	3	2	0	0	14

RESULTS

DATE	SITE	W/L	DRW	OPP
3/22	A	W	3	2
3/23	H	SOL	3	4

GOALS BY PERIOD

TEAM	1	2	3	OT	SO	TOT
Detroit	3	1	2	0	0	6
Minnesota	1	1	3	1	0	6

SPECIAL TEAMS

DETROIT POWER PLAY			DETROIT PENALTY KILL		
Home	1-2	50.0%	Home	2-3	66.7%
Road	2-2	100%	Road	2-3	66.7%
Totals	3-4	75.0%	Totals	4-6	66.7%

LEADERS

DETROIT		MINNESOTA	
Gustav Nyquist	3G-0A-3P, +3 in 2 games	Charlie Coyle	2G-1A-3P, +3 in 2 games
Brendan Smith	1G-2A-3P, +2 in 2 games	Matt Moulson	1G-2A-3P, +2 in 2 games
Tomas Tatar	1G-1A-2P, +3 in 2 games	Mikko Koivu	1G-2A-3P, +1 in 2 games
David Legwand	1G-1A-2P, -1 in 2 games	Ryan Suter	0G-2A-2P in 2 games
Jimmy Howard	1-0-1, 2.96 GAA, .909 SV%	Ilya Bryzgalov	1-0-0, 2.89 GAA, .813 SV%

ALL-TIME SEASON RECORD

SITE	GP	W	L	T	OTL	PTS	GF	GA
Home	25	16	4	1	4	37	95	59
Road	24	15	5	2	2	34	66	55
TOTALS	49	31	9	3	6	71	161	114

2013-14 TEAM-BY-TEAM RECORDS



MONTREAL CANADIENS

Website:
canadiens.nhl.com
Address: Bell Centre
1909, avenue des Canadiens-
de-Montréal
Montréal, QC H3B 5E8

Arena: Bell Centre (21,273)
All-Time Season Record: 3210-2094-837-109
..... in 96 seasons
All-Time Stanley Cup Playoff Record: 421-302-8
Stanley Cup Champions: 1924, 1930, 1931, 1944,
1946, 1953, 1956, 1957, 1958, 1959, 1960, 1965,
1966, 1968, 1969, 1971, 1973, 1976, 1977, 1978,
1979, 1986, 1993

Management and Coaching Staff

Executive VP & General Manager:..... Marc Bergevin
Assistant General Managers: Larry Carriere,
..... Scott Mellanby
Head Coach: Michel Therrien
Assistant Coaches: Clement Jodoin,
..... J-J Daigneault, Dan Lacroix
Goaltending Coach: Stephane Waite
Video Coach: Mario Leblanc
Strength & Conditioning Coach: Pierre Allard
Head Athletic Trainer: Graham Rynbend
Head Equipment Manager: Pierre Gervais

Media Contacts

Office Phone: (514) 932-2582
Fax: (514) 932-8285
Senior VP of Communications: Donald Beauchamp
Director of Media Relations: Dominick Saillant
Communications Manager: Francois Marchand

vs. MONTREAL

SEASON RECORD	W	L	OTL	Pts	GF	GA	PPGF	PPGA	SHGF	SHGA	PIM
Home	1	1	0	2	8	6	1	1	0	0	18
Road	1	1	0	2	5	6	3	0	0	0	14
TOTALS	2	2	0	4	13	12	4	1	0	0	32

RESULTS

DATE	SITE	W/L	DRW	OPP
1/24	H	W	4	1
2/26	A	W	2	1
3/27	H	L	4	5
4/5	A	L	3	5

GOALS BY PERIOD

TEAM	1	2	3	OT	SO	TOT
Detroit	2	3	7	1	0	13
Montréal	3	4	5	0	0	12

SPECIAL TEAMS

DETROIT POWER PLAY			DETROIT PENALTY KILL		
Home	1-8	12.5%	Home	6-7	85.7%
Road	3-6	50.0%	Road	5-5	100%
Totals	4-14	28.6%	Totals	11-12	91.7%

LEADERS

DETROIT		MONTREAL	
Gustav Nyquist	2G-3A-5P, +1 in 4 games	Brian Gionta	3G-0A-3P, +2 in 4 games
Johan Franzen	1G-4A-5P, -2 in 3 games	Tomas Plekanec	2G-1A-3P in 4 games
Niklas Kronwall	2G-2A-4P, -4 in 4 games	Thomas Vanek	1G-2A-3P, +3 in 2 games
Riley Sheahan	2G-1A-3P, +3 in 4 games	David Desharnais	1G-2A-3P, +2 in 4 games
Jonas Gustavsson	1-1-0, 3.05 GAA, .895 SV%	Carey Price	2-1-0, 3.67 GAA, .882 SV%

ALL-TIME SEASON RECORD

SITE	GP	W	L	T	OTL	PTS	GF	GA
Home	285	133	99	53	0	319	820	728
Road	287	70	174	43	0	183	650	1010
TOTALS	572	203	273	96	0	502	1470	1738

2013-14 TEAM-BY-TEAM RECORDS



NASHVILLE PREDATORS

Website: nashvillepredators.com
 Address: Bridgestone Arena
 501 Broadway
 Nashville, TN 37203

Arena: Bridgestone Arena (17,113)
 All-Time Season Record: 557-479-60-100
 in 15 seasons
 All-Time Stanley Cup Playoff Record:
 Stanley Cup Champions: None

Management and Coaching Staff

President & General Manager: David Poile

Assistant General Manager: Paul Fenton
 Head Coach: Peter Laviolette
 Assistant Coaches: Phil Housley, Kevin McCarthy
 Goaltending Coach: Ben Vanderklok
 Strength & Conditioning Coach: David Good
 Video Coach: Lawrence Feloney
 Head Athletic Trainer: Andy Hosler
 Head Equipment Manager: Pete Rogers

Media Contacts

Office Phone: (615) 770-2300
 Fax: (615) 770-2309
 Senior Vice President of Communications:
 Gerry Helper
 Corp. Communications Coordinator: Alexis Witman
 Manager of Hockey Communications:
 Kevin Wilson

vs. NASHVILLE

SEASON RECORD	W	L	OTL	Pts	GF	GA	PPGF	PPGA	SHGF	SHGA	PIM
Home	0	1	0	0	0	2	0	1	0	0	14
Road	0	1	0	0	4	6	1	1	0	0	15
TOTALS	0	2	0	0	4	8	1	2	0	0	29

RESULTS

DATE	SITE	W/L	DRW	OPP
11/19	H	L	0	2
12/30	A	L	4	6

GOALS BY PERIOD

TEAM	1	2	3	OT	SO	TOT
Detroit	1	0	3	0	0	4
Nashville	2	2	4	0	0	8

SPECIAL TEAMS

DETROIT POWER PLAY			DETROIT PENALTY KILL		
Home	0-2	0.00%	Home	5-6	83.3%
Road	1-2	50.0%	Road	4-5	80.0%
Totals	1-4	25.0%	Totals	9-11	81.8%

LEADERS

DETROIT		NASHVILLE	
Henrik Zetterberg	0G-2A-2P in 2 games	Colin Wilson	2G-1A-3P, +2 in 2 games
Niklas Kronwall	0G-2A-2P, -3 in 2 games	Mike Fisher	1G-2A-3P, +2 in 2 games
Patrick Eaves	1G-0A-1P in 1 game	Craig Smith	1G-1A-2P, +2 in 2 games
Kyle Quincey	1G-0A-1P in 2 games	Seth Jones	1G-1A-2P, +3 in 2 games
Jimmy Howard	0-2-0, 3.56 GAA, .868 SV%	Marek Mazanec	2-0-0, 2.00 GAA, .923 SV%

ALL-TIME SEASON RECORD

SITE	GP	W	L	T	OTL	PTS	GF	GA
Home	44	29	8	2	5	65	153	99
Road	43	20	18	2	3	45	118	121
TOTALS	87	49	26	4	8	110	271	220

2013-14 TEAM-BY-TEAM RECORDS

**IT'S MORE
THAN HOCKEY.**



NEW JERSEY DEVILS

Website: devils.nhl.com
Address: Prudential Center
165 Mulberry St.
Newark, NJ 07102

Arena: Prudential Center (16,592)
All-Time Season Record: 1314-1361-328-95
..... in 39 seasons
All-Time Stanley Cup Playoff Record: 136-118
Stanley Cup Champions: 1995, 2000, 2003

Management and Coaching Staff

CEO, President & General Manager:.....Lou Lamoriello

Executive VP, Hockey Operations:David Conte
Head Coach:Peter DeBoer
Assistant Coaches:Dave Barr, Mike Foligno
Goaltending Coach: Chris Terreri
Video Coordinator: Taran Singleton
Strength & Conditioning Coordinator:
.....Michael Vasalani
Head Athletic Trainer:Richard Stinziano
Head Equipment Manager: Rich Matthews

Media Contacts

Office Phone:(973) 757-6100
Fax:(973) 757-6399
Senior Vice President of Communications:
.....Mike Levine
Director of Communications:Pete Albietz
Asst. Director of Communications:.....Dan Beam

vs. NEW JERSEY

SEASON RECORD	W	L	OTL	Pts	GF	GA	PPGF	PPGA	SHGF	SHGA	PIM
Home	1	0	0	2	7	4	1	0	0	1	6
Road	1	1	0	2	6	5	3	2	0	0	18
TOTALS	2	1	0	4	13	9	4	2	0	1	24

RESULTS

DATE	SITE	W/L	DRW	OPP
12/6	A	W	3	1
3/4	A	L	3	4
3/7	H	W	7	4

GOALS BY PERIOD

TEAM	1	2	3	OT	SO	TOT
Detroit	2	6	5	0	0	13
New Jersey	2	3	4	0	0	9

SPECIAL TEAMS

DETROIT POWER PLAY			DETROIT PENALTY KILL		
Home	1-3	33.3%	Home	3-3	100.0%
Road	3-9	33.3%	Road	5-7	71.4%
Totals	4-12	33.3%	Totals	8-10	80.0%

LEADERS

DETROIT		NEW JERSEY	
Johan Franzen	4G-3A-7P, +5 in 3 games	Adam Henrique	3G-0A-3P, +2 in 3 games
Gustav Nyquist	1G-5A-6P, +5 in 3 games	Patrik Elias	1G-2A-3P, +2 in 3 games
David Legwand	1G-2A-3P, +2 in 1 game	Jaromir Jagr	1G-1A-2P, -1 in 3 games
Todd Bertuzzi	1G-2A-3P in 3 games	Greene/Zidlicky	1G-1A-2P, -2 in 3 games
Jonas Gustavsson	2-0-0, 2.50 GAA, .861 SV%	Martin Brodeur	1-0-0, 3.00 GAA, .870 SV%

ALL-TIME SEASON RECORD

SITE	GP	W	L	T	OTL	PTS	GF	GA
Home	45	29	14	2	0	60	183	139
Road	45	13	22	9	1	36	118	149
TOTALS	90	42	36	11	1	96	301	288

2013-14 TEAM-BY-TEAM RECORDS



NEW YORK ISLANDERS

Website:
islanders.nhl.com
Office Address:
1255 Hempstead TPKE
Uniondale, NY 11553

Arena: Nassau Veterans Memorial Coliseum
..... (16,170)
All-Time Season Record: 1405-1399-347-103
..... in 41 seasons
All-Time Stanley Cup Playoff Record: 136-110
Stanley Cup Champions: 1980, 1981,
..... 1982, 1983

Management and Coaching Staff

General Manager: Garth Snow

Assistant GM & Assistant Coach – Doug Weight:
..... Doug Weight
Head Coach: Jack Capuano
Assistant Coaches: Greg Cronin,
..... Robert Corkum, Matt Bertani
Goaltending Coach: Mike Dunham
Strength & Conditioning Coach: Derrek Douglas
Head Athletic Trainer: Damien Hess
Assistant Athletic Trainer: Nates Goto
Head Equipment Manager: Scott Boggs

Media Contacts

Office Phone: (516) 501-6700
Fax: (516) 501-6850
Director of Communications: Kimber Auerbach
Communications Manager : Jesse Eisenberg
Communications Coordinator : Greg Picker

vs. NY ISLANDERS

SEASON RECORD	W	L	OTL	Pts	GF	GA	PPGF	PPGA	SHGF	SHGA	PIM
Home	0	1	0	0	0	3	0	0	0	0	2
Road	1	0	1	3	9	5	1	1	1	0	14
TOTALS	1	1	1	3	9	8	1	1	1	0	16

RESULTS

DATE	SITE	W/L	DRW	OPP
11/16	A	SOL	4	5
11/29	A	W	5	0
12/23	H	L	0	3

GOALS BY PERIOD

TEAM	1	2	3	OT	SO	TOT
Detroit	3	2	4	0	0	9
NY Islanders	4	2	1	0	1	8

SPECIAL TEAMS

DETROIT POWER PLAY			DETROIT PENALTY KILL		
Home	0-1	0.00%	Home	1-1	100%
Road	1-3	33.3%	Road	6-7	85.7%
Totals	1-4	25.0%	Totals	7-8	87.5%

LEADERS

DETROIT		NY ISLANDERS	
Darren Helm	3G-1A-4P, +5 in 2 games	John Tavares	1G-2A-3P, -2 in 3 games
Daniel Alfredsson	2G-1A-3P, +2 in 2 games	Casey Cizikas	2G-0A-2P, +1 in 3 games
Niklas Kronwall	0G-3A-3P, +4 in 3 games	Josh Bailey	0G-2A-2P, +1 in 2 games
Pavel Datsyuk	2G-0A-2P, -2 in 2 games	Matt Martin	0G-2A-2P, +2 in 3 games
Jimmy Howard	1-0-0, 0.00 GAA, 1.000 SV%	Evgeni Nabokov	1-0-0, 0.93 GAA, .958 SV%

ALL-TIME SEASON RECORD

SITE	GP	W	L	T	OTL	PTS	GF	GA
Home	49	26	20	2	1	55	169	146
Road	51	21	25	4	1	47	151	183
TOTALS	100	47	45	6	2	102	320	329

2013-14 TEAM-BY-TEAM RECORDS



NEW YORK RANGERS

Website:
newyorkrangers.com
Address:
Madison Square Garden
Two Pennsylvania Plaza,
14th floor
New York, NY 10121

Arena: Madison Square Garden (18,006)
All-Time Season Record: 2606-2513-808-97
..... in 87 seasons
All-Time Stanley Cup Playoff Record:
..... 226-245-8
Stanley Cup Champions: 1928, 1933, 1940, 1994

Management and Coaching Staff

President & General Manager: Glen Sather

Assistant General Managers:..... Jim Schoenfeld,
..... Jeff Gorton
Head Coach: Alain Vigneault
Associate Coach: Scott Arniel
Assistant Coaches:..... Ulf Samuelsson,
..... Darryl Williams
Video Coach: Jerry Dineen
Goaltending Coach:..... Benoit Allaire
Strength & Conditioning Coach: Reg Grant
Head Athletic Trainer: Jim Ramsay
Head Equipment Manager: Acacio Marques

Media Contacts

Office Phone: (212) 465-6486
Fax: (212) 465-6494
Sr. Vice President of Public Relations:..... John Rosasco
Director of Public Relations:..... Brendan McIntyre
Public Relations Coordinator:..... Dino Ticinelli

vs. NY RANGERS

SEASON RECORD	W	L	OTL	Pts	GF	GA	PPGF	PPGA	SHGF	SHGA	PIM
Home	0	0	1	1	2	3	1	1	0	0	6
Road	0	2	0	0	0	4	0	0	0	0	10
TOTALS	0	2	1	1	2	7	1	1	0	0	16

RESULTS

DATE	SITE	W/L	DRW	OPP
10/26	H	OTL	2	3
1/16	A	L	0	1
3/9	A	L	0	3

GOALS BY PERIOD

TEAM	1	2	3	OT	SO	TOT
Detroit	1	1	0	0	0	2
NY Rangers	1	1	4	1	0	7

SPECIAL TEAMS

DETROIT POWER PLAY			DETROIT PENALTY KILL		
Home	1-4	25.0%	Home	2-3	66.7%
Road	0-5	0.00%	Road	5-5	100%
Totals	1-9	11.1%	Totals	7-8	87.5%

LEADERS

DETROIT		NY RANGERS	
Daniel Alfredsson	1G-0A-1P, -1 in 2 games	Benoit Pouliot	1G-2A-3P, +2 in 3 games
Drew Miller	1G-0A-1P, -1 in 3 games	Ryan McDonagh	0G-3A-3P, +3 in 3 games
Pavel Datsyuk	0G-1A-1P in 1 game	Chris Kreider	2G-0A-2P, +2 in 3 games
Joakim Andersson	0G-1A-1P, -1 in 2 games	Mats Zuccarello	2G-0A-2P, +1 in 3 games
Jimmy Howard	0-3-0, 2.29 GAA, .941 SV%	Henrik Lundqvist	2-0-0, 0.00 GAA, 1.000 SV%

ALL-TIME SEASON RECORD

SITE	GP	W	L	T	OTL	PTS	GF	GA
Home	288	167	76	45	1	380	1018	711
Road	289	94	136	58	1	247	746	878
TOTALS	577	261	212	103	2	627	1764	1589

2013-14 TEAM-BY-TEAM RECORDS

**IT'S MORE
THAN HOCKEY.**



OTTAWA SENATORS

Website: senators.nhl.com
Address: Canadian Tire Centre
1000 Palladium Drive
Ottawa, ON K2V 1A5

Arena: Canadian Tire Centre (19,153)
All-Time Season Record: 741-699-115-103
..... in 21 seasons
All-Time Stanley Cup Playoff Record: 59-67
Stanley Cup Champions: None

Management and Coaching Staff

President of Hockey Operations & General Manager :
..... Bryan Murray

Assistant General Managers:..... Pierre Dorion,
..... Randy Lee
Head Coach: Paul MacLean
Assistant Coaches:..... Dave Cameron,
..... Mark Reeds, Jason Smith
Goaltending Coach: Rick Wamsley
Video Coach: Tim Pattynson
Conditioning Coach: Chris Schwarz
Head Athletic Trainer: Gerry Townsend
Head Equipment Manager: Scott Allegrino

Media Contacts

Office Phone: (613) 599-0250
Fax: (613) 599-5562
Director of Communications: Brian Morris
Communications Manager: Chris Moore
Communications Coordinator: Amanda Nigh

vs. OTTAWA

SEASON RECORD	W	L	OTL	Pts	GF	GA	PPGF	PPGA	SHGF	SHGA	PIM
Home	0	2	0	0	3	10	3	4	0	0	29
Road	2	0	0	4	10	3	1	0	0	0	32
TOTALS	2	2	0	4	13	13	4	4	0	0	61

RESULTS

DATE	SITE	W/L	DRW	OPP
10/23	H	L	1	6
11/23	H	L	2	4
12/1	A	W	4	2
2/27	A	W	6	1

GOALS BY PERIOD

TEAM	1	2	3	OT	SO	TOT
Detroit	6	4	3	0	0	13
Ottawa	5	3	5	0	0	13

SPECIAL TEAMS

DETROIT POWER PLAY			DETROIT PENALTY KILL		
Home	3-11	27.2%	Home	7-11	63.6%
Road	1-5	20.0%	Road	10-10	100%
Totals	4-16	25.0%	Totals	17-21	81.0%

LEADERS

DETROIT			OTTAWA		
Niklas Kronwall	0G-7A-7P, +1 in 4 games	Bobby Ryan	4G-1A-5P, +2 in 4 games		
Johan Franzen	4G-0A-4P, +2 in 4 games	Erik Karlsson	0G-5A-5P, +3 in 4 games		
Tomas Tatar	1G-3A-4P, +3 in 4 games	Clarke MacArthur	3G-1A-4P in 4 games		
Jonas Gustavsson	1G-2A-3P, +3 in 3 games	Jason Spezza	2G-1A-3P, +1 in 4 games		
Jimmy Howard	2-0-0, 2.16 GAA, .933 SV%	Craig Anderson	1-0-0, 1.00 GAA, .969 SV%		

ALL-TIME SEASON RECORD

SITE	GP	W	L	T	OTL	PTS	GF	GA
Home	14	8	6	0	0	16	47	36
Road	15	10	4	1	0	21	51	41
TOTALS	29	18	10	1	0	37	98	77

2013-14 TEAM-BY-TEAM RECORDS

**IT'S MORE
THAN HOCKEY.**



PHILADELPHIA FLYERS

Website: flyers.nhl.com
Address:
Wells Fargo Center
3601 South Broad Street
Philadelphia, PA 19148

Arena:Wells Fargo Center (19,541)
All-Time Season Record:1821-1254-457-104
..... in 46 seasons
All-Time Stanley Cup Playoff Record: 217-204
Stanley Cup Champions: 1974, 1975

Management and Coaching Staff

President:Paul Holmgren
General Manager:Ron Hextall

Assistant General Manager:Barry Hanrahan
Head Coach:Craig Berube
Assistant Coaches:Gord Murphy,
.....Ian Laperriere, Joe Mullen
Goaltending Coach: Jeff Reese
Video Coach:Adam Patterson
Director of Medical Services : Jim McCrossin
Strength & Cond. Coach:.....Ryan Podell
Head Equipment Manager:Derek Settlemyre

Media Contacts

Office Phone:(215) 389-9554
Fax:(215) 389-9403
Senior Director of Communications:Zack Hill
Manager of Public Relations: Joe Siville
Manager of Media Services & Broadcasting:
.....Brian Smith

vs. PHILADELPHIA

SEASON RECORD	W	L	OTL	Pts	GF	GA	PPGF	PPGA	SHGF	SHGA	PIM
Home	1	1	0	2	8	8	4	3	0	0	16
Road	0	1	0	0	0	5	0	1	0	0	8
TOTALS	1	2	0	2	8	13	4	4	0	0	24

RESULTS

DATE	SITE	W/L	DRW	OPP
10/12	H	W	5	2
12/4	H	L	3	6
1/28	A	L	0	5

GOALS BY PERIOD

TEAM	1	2	3	OT	SO	TOT
Detroit	2	3	3	0	0	8
Philadelphia	2	4	7	0	0	13

SPECIAL TEAMS

DETROIT POWER PLAY			DETROIT PENALTY KILL		
Home	2-5	40.0%	Home	2-2	100%
Road	0-4	0.00%	Road	2-2	100%
Totals	2-9	22.2%	Totals	4-4	100%

LEADERS

DETROIT		PHILADELPHIA	
Daniel Alfredsson	0G-4A-4P, -1 in 3 games	Scott Hartnell	3G-3A-6P, +2 in 2 games
Henrik Zetterberg	2G-1A-3P, +1 in 1 game	Claude Giroux	2G-4A-6P, +1 in 3 games
Pavel Datsyuk	1G-2A-3P, +1 in 1 game	Sean Couturier	3G-2A-5P, +4 in 3 games
Niklas Kronwall	1G-2A-3P, -3 in 3 games	Mark Streit	0G-3A-3P, +2 in 3 games
Jimmy Howard	1-1-0, 3.03 GAA, .896 SV%	Steve Mason	2-0-0, 1.50 GAA, .956 SV%

ALL-TIME SEASON RECORD

SITE	GP	W	L	T	OTL	PTS	GF	GA
Home	65	35	20	10	0	80	233	201
Road	62	13	38	11	0	37	174	248
TOTALS	127	48	58	21	0	117	407	449

2013-14 TEAM-BY-TEAM RECORDS

**IT'S MORE
THAN HOCKEY.**



PITTSBURGH PENGUINS

Website: penguins.nhl.com
Address: CONSOL Energy Center
1001 Fifth Avenue
Pittsburgh, PA 15219

Arena: Consol Energy Center (18,387)
All-Time Season Record: 1594-1566-383-93
..... in 46 seasons
All-Time Stanley Cup Playoff Record: 167-144
Stanley Cup Champions: 1991, 1992, 2009

Management and Coaching Staff

Executive VP & General Manager: ... Jim Rutherford

Associate General Manager: Jason Botterill
Assistant General Managers: Tom Fitzgerald,
..... Bill Guerin
Head Coach: Mike Johnston
Assistant Coaches: Rick Tocchet, Gary Agnew
Goaltending Coach: Mike Bales
Strength & Conditioning Coach: Mike Kadar
Video Coordinator: Andy Saucier
Head Athletic Trainer: Chris Stewart
Head Equipment Manager: Dana Heintze

Media Contacts

Office Phone: (412) 642-1300
Fax: (412) 255-1980
Director of Communications: Jennifer Bullano
Manager of Communications: Jason Seidling

vs. PITTSBURGH

SEASON RECORD	W	L	OTL	Pts	GF	GA	PPGF	PPGA	SHGF	SHGA	PIM
Home	1	1	0	2	6	8	1	3	0	0	33
Road	0	0	1	1	3	4	0	2	0	0	8
TOTALS	1	1	1	3	9	12	1	5	0	0	41

RESULTS

DATE	SITE	W/L	DRW	OPP
12/14	H	L	1	4
3/20	H	W	5	4
4/9	A	SOL	3	4

GOALS BY PERIOD

TEAM	1	2	3	OT	SO	TOT
Detroit	3	2	3	1	0	9
Pittsburgh	2	6	3	0	1	12

SPECIAL TEAMS

DETROIT POWER PLAY			DETROIT PENALTY KILL		
Home	1-11	9.09%	Home	6-9	66.7%
Road	0-2	0.00%	Road	2-4	50.0%
Totals	1-13	7.69%	Totals	8-13	61.5%

LEADERS

DETROIT		PITTSBURGH	
Daniel Alfredsson	2G-3A-5P, +3 in 3 games	Evgeni Malkin	3G-2A-5P in 2 games
Gustav Nyquist	1G-2A-3P, +2 in 3 games	Jussi Jokinen	1G-4A-5P, +1 in 3 games
Niklas Kronwall	1G-2A-3P, -1 in 3 games	James Neal	2G-2A-4P, +1 in 2 games
Riley Sheahan	1G-1A-2P, +3 in 2 games	Sidney Crosby	2G-1A-3P, +1 in 3 games
Jimmy Howard	1-0-0, 3.69 GAA, .907 SV%	Jeff Zatkoff	1-0-0, 1.00 GAA, .966 SV%

SEASON RECORD

SITE	GP	W	L	T	OTL	PTS	GF	GA
Home	71	43	14	12	2	100	275	200
Road	71	20	45	4	2	46	209	292
TOTALS	142	63	59	16	4	146	484	492

2013-14 TEAM-BY-TEAM RECORDS



SAN JOSE SHARKS

Website: sharks.nhl.com
 Address:SAP Center at San Jose
 525 W. Santa Clara Street
 San Jose, CA 95113

Arena: SAP Center at San Jose (17,562)
 All-Time Season Record: 797-710-121-110
 in 22 seasons
 All-Time Stanley Cup Playoff Record: 87-94
 Stanley Cup Champions: None

Management and Coaching Staff

Executive VP & General Manager:Doug Wilson
 VP and Assist. General Manager:..... Wayne Thomas

Assistant General Manager:.....Joe Will
 Head Coach:Todd McLellan
 Associate Coach: Larry Robinson
 Assistant Coaches: Jay Woodcroft, Jim Johnson
 Goaltending Coach: Corey Schwab
 Strength & Conditioning Coordinator:
Mike Potenza
 Video Coordinator: Brett Heimlich
 Head Athletic Trainer:Ray Tufts
 Head Equipment Manager:Mike Aldrich

Media Contacts

Office Phone: (408) 287-7070
 Fax: (408) 999-5797
 Director of Media Relations: Scott Emmert
 Media Relations Manager: Ben Guerrero
 Media Relations & Team Services Manager:
 Jason Plank

vs. SAN JOSE

SEASON RECORD	W	L	OTL	Pts	GF	GA	PPGF	PPGA	SHGF	SHGA	PIM
Home	0	0	1	1	0	1	0	0	0	0	6
Road	0	1	0	0	1	4	1	0	0	0	24
TOTALS	0	1	1	1	1	5	1	0	0	0	30

RESULTS

DATE	SITE	W/L	DRW	OPP
10/21	H	SOL	0	1
1/9	A	L	1	4

GOALS BY PERIOD

TEAM	1	2	3	OT	SO	TOT
Detroit	1	0	0	0	0	1
San Jose	1	3	0	0	1	5

SPECIAL TEAMS

DETROIT POWER PLAY			DETROIT PENALTY KILL		
Home	0-2	0.00%	Home	3-3	100%
Road	0-4	0.00%	Road	3-4	75.0%
Totals	0-6	0.00%	Totals	6-7	85.7%

LEADERS

DETROIT		SAN JOSE	
Tomas Tatar	1G-0A-1P in 2 games	Joe Pavelski	2G-0A-2P, +2 in 2 games
Luke Glendening	0G-1A-1P; +1 in 1 game	Joe Thornton	0G-2A-2A, +2 in 2 games
Brendan Smith	0G-1A-1P in 2 games	Dan Boyle	1G-0A-1P, -1 in 1 game
Jimmy Howard	0-1-1, 2.29 GAA, .933 SV%	Andrew Desjardins	1G-0A-1P, +1 in 2 games
		Antti Niemi	2-0-0, 0.48 GAA, .980 SV%

ALL-TIME SEASON RECORD

SITE	GP	W	L	T	OTL	PTS	GF	GA
Home	41	30	7	1	3	64	148	79
Road	43	21	18	3	1	46	151	147
TOTALS	84	51	25	4	4	110	299	226

2013-14 TEAM-BY-TEAM RECORDS



ST. LOUIS BLUES

Website: blues.nhl.com
Address:
Scottrade Center
1401 Clark Avenue
St. Louis, MO 63103

Arena: Scottrade Center (19,150)
All-Time Season Record:1625-1469-432-110
.....in 46 seasons
All-Time Stanley Cup Playoff Record: 146-182
Stanley Cup Champions: None

Management and Coaching Staff

President of Hockey Operations & GM:
.....Doug Armstrong

Assistant General Manager: Kevin McDonald
Sr. Advisor to the GM: Al MacInnis
Head Coach: Ken Hitchcock
Associate Coach: Brad Shaw
Assistant Coaches: Ray Bennett, Kirk Muller
Goaltending Coach: Jim Corsi
Video Coach: Sean Ferrell
Strength & Conditioning Coach: Nelson Aytotte
Head Medical Trainer : Ray Barile
Head Equipment Manager: Bert Godin

Media Contacts

Office Phone: (314) 622-2500
Fax: (314) 622-2582
Sr. Vice President of Public Relations:
.....Mike Caruso
Sr. Director of Public Relations:Rich Jankowski
Assistant Director of Media Relations: .. Dan O'Neill

vs. ST. LOUIS

SEASON RECORD	W	L	OTL	Pts	GF	GA	PPGF	PPGA	SHGF	SHGA	PIM
Home	0	1	0	0	1	4	1	1	0	0	10
Road	1	0	0	2	3	0	0	0	0	0	6
TOTALS	1	1	0	2	4	4	1	1	0	0	16

RESULTS

DATE	SITE	W/L	DRW	OPP
1/20	H	L	1	4
4/13	A	W	3	0

GOALS BY PERIOD

TEAM	1	2	3	OT	SO	TOT
Detroit	2	1	1	0	0	4
St. Louis	1	2	1	0	0	4

SPECIAL TEAMS

DETROIT POWER PLAY			DETROIT PENALTY KILL		
Home	1-6	16.7%	Home	4-5	80.0%
Road	0-4	0.00%	Road	3-3	100%
Totals	1-10	10.0%	Totals	7-8	87.5%

LEADERS

DETROIT		ST. LOUIS	
Justin Abdelkader	2G-0A-2P, +2 in 2 games	Alex Steen	0G-2A-2P, +1 in 2 games
Riley Sheahan	1G-1A-2P, -2 in 2 games	Barret Jackman	1G-0A-1P, +1 in 1 game
Pavel Datsyuk	0G-2A-2P, +2 in 1 game	Magnus Paajarvi	1G-0A-1P in 2 games
Gustav Nyquist	1G-0A-1P, +2 in 2 games	Jay Bouwmeester	1G-0A-1P in 2 games
Petr Mrazek	1-0-0, 0.67 GAA, .973 SV%	Jaroslav Halak	1-0-0, 1.00 GAA, .957 SV%

ALL-TIME SEASON RECORD

SITE	GP	W	L	T	OTL	PTS	GF	GA
Home	138	68	49	17	4	157	492	407
Road	137	51	62	20	4	126	394	437
TOTALS	275	119	111	37	8	283	886	844

2013-14 TEAM-BY-TEAM RECORDS



TAMPA BAY LIGHTNING

Website:
tampabaylightning.com
Address:
Amalie Arena
401 Channelside Drive
Tampa, FL 33602

Arena: Amalie Arena (19,758)
All-Time Season Record: 652-785-112-109
..... in 21 seasons
All-Time Stanley Cup Playoff Record: 37-36
Stanley Cup Champions: 2004

Management and Coaching Staff

Vice President & General Manager: .. Steve Yzerman
Assistant General Managers: Julien BriseBois,

..... Pat Verbeek
Head Coach: John Cooper
Associate Coach: Rick Bowness
Assistant Coaches: George Gwozdecky,
..... Steve Thomas
Video Coach: Nigel Kirwan
Goaltending Coach: Frantz Jean
Strength & Conditioning Coach: Mark Lambert
Head Athletic Trainer: Tom Mulligan
Head Equipment Manager: Ray Thill

Media Contacts

Office Phone: (813) 301-6500
Fax: 813) 301-1487
Executive Vice President of Communications:
..... Bill Wickett
Director of Public Relations: Brian Breseman
Public Relations Coordinator:
..... Trevor Van Knotsenburg

vs. TAMPA BAY

SEASON RECORD	W	L	OTL	Pts	GF	GA	PPGF	PPGA	SHGF	SHGA	PIM
Home	1	1	1	3	5	8	1	0	0	0	20
Road	0	1	1	1	3	6	0	1	0	0	12
TOTALS	1	2	2	4	8	14	1	1	0	0	32

RESULTS

DATE	SITE	W/L	DRW	OPP
11/9	H	OTL	2	3
12/12	A	SOL	1	2
12/15	H	L	0	3
2/8	A	L	2	4
3/30	H	W	3	2

GOALS BY PERIOD

TEAM	1	2	3	OT	SO	TOT
Detroit	5	2	1	0	0	8
Tampa Bay	2	4	6	1	1	14

SPECIAL TEAMS

DETROIT POWER PLAY			DETROIT PENALTY KILL		
Home	1-10	10.0%	Home	10-10	100%
Road	0-7	0.00%	Road	5-6	83.3%
Totals	1-17	5.88%	Totals	15-16	93.8%

LEADERS

DETROIT		TAMPA BAY	
Henrik Zetterberg	2G-0A-2P, -1 in 2 games	Ondrej Palat	2G-1A-3P, +3 in 5 games
David Legwand	1G-1A-2P in 1 game	J.T. Brown	1G-2A-3P, +1 in 4 games
Gustav Nyquist	1G-1A-2P, -2 in 4 games	Sami Salo	1G-2A-3P, +5 in 5 games
Danny DeKeyser	0G-2A-2P, +3 in 3 games	Alex Killorn	2G-0A-2P, +1 in 5 games
Jonas Gustavsson	1-0-1, 1.44 GAA, .945 SV%	Ben Bishop	4-1-0, 1.56 GAA, .946 SV%

ALL-TIME SEASON RECORD

SITE	GP	W	L	T	OTL	PTS	GF	GA
Home	18	14	2	1	1	30	63	33
Road	19	12	5	1	1	26	80	57
TOTALS	37	26	7	2	2	56	143	90

2013-14 TEAM-BY-TEAM RECORDS



TORONTO MAPLE LEAFS

Website: mapleleafs.nhl.com
Office Address: 50 Bay Street, Suite 500
Toronto, ON M5J 2L2

Arena: Air Canada Centre (18,819)
All-Time Season Record:2735-2623-783-109
..... in 96 seasons
All-Time Stanley Cup Playoff Record:254-273-4
Stanley Cup Champions:1918, 1922, 1932,
.....1942, 1945, 1947, 1948, 1949,
.....1951, 1962, 1963, 1964, 1967

Management and Coaching Staff

President:Brendan Shanahan

Sr. Vice President & General Manager:Dave Nonis
Assistant General Manager:..... Kyle Dubas
Head Coach:Randy Carlyle
Assistant Coaches: Chris Dennis ,
..... Peter Horachek, Steve Spott
Goaltending Consultant: Rick St. Croix
Video Coordinator:Adam Jancelewicz
Strength & Conditioning Coach:Anthony Belza
Head Athletic Therapist:Paul Aytte
Equipment Manager: Brian Papineau

Media Contacts

Office Phone:(416) 815-5700
Fax:(416) 359-9331
Director, Media Relations:Steven Keogh
Coordinator, Media Relations:Ian Meagher

vs. TORONTO

SEASON RECORD	W	L	OTL	Pts	GF	GA	PPGF	PPGA	SHGF	SHGA	PIM
Home	1	0	1	3	5	5	0	1	0	0	12
Road	2	0	0	4	9	6	0	1	1	0	16
TOTALS	3	0	1	7	14	11	0	2	1	0	28

RESULTS

DATE	SITE	W/L	DRW	OPP
12/21	A	W	5	4
1/1	H	SOL	2	3
3/18	H	W	3	2
3/29	A	W	4	2

GOALS BY PERIOD

TEAM	1	2	3	OT	SO	TOT
Detroit	4	4	5	0	1	14
Toronto	2	4	4	0	1	11

SPECIAL TEAMS

DETROIT POWER PLAY			DETROIT PENALTY KILL		
Home	0-8	0.00%	Home	5-6	83.3%
Road	0-4	0.00%	Road	5-6	83.3%
Totals	0-12	0.00%	Totals	10-12	83.3%

LEADERS

DETROIT		TORONTO	
Gustav Nyquist	3G-1A-4P, +3 in 3 games	Joffrey Lupul	2G-2A-4P, -1 in 4 games
Daniel Alfredsson	2G-2A-4P, +4 in 4 games	Dion Phaneuf	1G-3A-4P, +2 in 4 games
Darren Helm	3G-0A-3P, +1 in 1 game	James van Riemsdyk	2G-1A-3P, -3 in 4 games
Tomas Jurco	1G-1A-2P, +1 in 2 games	Jake Gardiner	1G-2A-3P, -3 in 4 games
Jimmy Howard	3-0-1, 1.95 GAA, .930 SV%	Jonathan Bernier	1-1-1, 2.50 GAA, .928 SV%

ALL-TIME SEASON RECORD

SITE	GP	W	L	T	OTL	PTS	GF	GA
Home	327	171	107	46	3	391	984	803
Road	321	107	166	47	1	262	861	1063
TOTALS	648	278	273	93	4	653	1845	1866

2013-14 TEAM-BY-TEAM RECORDS



VANCOUVER CANUCKS

Website: canucks.nhl.com
Address: Rogers Arena
800 Griffiths Way
Vancouver, BC V6B 6G1

Arena: Rogers Arena (18,910)
All-Time Season Record: 1415-1504-391-100
..... in 43 seasons
All-Time Stanley Cup Playoff Record: 99-124
Stanley Cup Champions: None

Management and Coaching Staff

President of Hockey Operations: Trevor Linden
General Manager: Jim Benning

VP of Hockey Operations & Assistant GM:

..... Laurence Gilman
Assistant General Manager: Lorne Henning
Head Coach: Willie Desjardins
Assistant Coaches: Glen Gulutzan,
..... Doug Lidster, Perry Pearn
Goaltending Coach: Roland Melanson
Video Coach: Ben Cooper
Strength & Conditioning Coach: Roger Takahashi
Head Athletic Trainer: Mike Burnstein
Head Equipment Manager: Pat O'Neill

Media Contacts

Office Phone: (604) 899-4600
Fax: (604) 899-4640
Media Relations Director: Ben Brown
Media Relations Manager: Stephanie Maniago
Media Relations Coordinator: Alfred De Vera

vs. VANCOUVER

SEASON RECORD	W	L	OTL	Pts	GF	GA	PPGF	PPGA	SHGF	SHGA	PIM
Home	1	0	0	2	2	0	1	0	0	0	12
Road	1	0	0	2	2	1	0	0	0	0	8
TOTALS	2	0	0	4	4	1	1	0	0	0	20

RESULTS

DATE	SITE	W/L	DRW	OPP
10/30	A	W	2	1
2/3	H	W	2	0

GOALS BY PERIOD

TEAM	1	2	3	OT	SO	TOT
Detroit	0	3	1	0	0	4
Vancouver	1	0	0	0	0	1

SPECIAL TEAMS

DETROIT POWER PLAY			DETROIT PENALTY KILL		
Home	1-3	33.3%	Home	5-5	100%
Road	0-3	0.00%	Road	3-3	100%
Totals	1-6	16.7%	Totals	8-8	100%

LEADERS

DETROIT		VANCOUVER	
Justin Abdelkader	2G-0A-2P, +1 in 2 games	Daniel Sedin	1G-0A-1P in 2 games
Niklas Kronwall	0G-2A-2P, +1 in 2 games	Henrik Sedin	0G-1A-1P in 2 games
Daniel Alfredsson	1G-0A-1P in 2 games	Ryan Stanton	0G-1A-1P, -2 in 2 games
Tomas Tatar	1G-0A-1P in 2 games	Eddie Lack	0-1-0, 1.02 GAA, .966 SV%
Jimmy Howard	2-0-0, 0.60 GAA, .972 SV%	Roberto Luongo	0-1-0, 2.05 GAA, .926 SV%

ALL-TIME SEASON RECORD

SITE	GP	W	L	T	OTL	PTS	GF	GA
Home	82	50	20	8	4	112	325	233
Road	82	36	34	10	2	84	260	285
TOTALS	164	86	54	18	6	196	585	518

2013-14 TEAM-BY-TEAM RECORDS



WASHINGTON CAPITALS

Website: capitals.nhl.com
 Office Address:
 Kettler Capitals Iceplex
 627 N. Glebe Rd., Suite 850
 Arlington, VA 22203

Arena: Verizon Center (18,506)
 All-Time Season Record: 1370-1317-303-108
 in 39 seasons
 All-Time Stanley Cup Playoff Record: 96-116
 Stanley Cup Champions: None

Management and Coaching Staff

Senior VP & General Manager:
 Brian MacLellan

Assistant General Managers:

..... Don Fishman, Ross Mahoney
 Head Coach: Barry Trotz
 Assistant Coaches: Lane Lambert,
 Todd Reirden, Blaine Forsythe
 Video Coach: Brett Leonhardt
 Goalie Coach: Dave Prior
 Head Goaltender Coach: Mitch Korn
 Associate Goalie Coach: Olie Kolzig
 Strength & Conditioning Coach: Mark Nemish
 Head Athletic Trainer: Greg Smith
 Head Equipment Manager: Brock Myles

Media Contacts

Office Phone: (202) 266-2200
 Fax: (202) 266-2210
 Director of Media Relations: Sergey Kocharov
 Media Relations Manager: Pace Sagester
 Communications Coordinator: .. Megan Eichenberg

vs. WASHINGTON

SEASON RECORD	W	L	OTL	Pts	GF	GA	PPGF	PPGA	SHGF	SHGA	PIM
Home	1	0	1	3	7	7	2	1	0	0	12
Road	0	0	1	1	5	6	2	3	0	0	12
TOTALS	1	0	2	4	12	13	4	4	0	0	24

RESULTS

DATE	SITE	W/L	DRW	OPP
11/15	H	SOL	3	4
1/31	H	W	4	3
2/2	A	SOL	5	6

GOALS BY PERIOD

TEAM	1	2	3	OT	SO	TOT
Detroit	3	5	3	0	1	12
Washington	5	1	5	1	1	13

SPECIAL TEAMS

DETROIT POWER PLAY			DETROIT PENALTY KILL		
Home	2-10	20.0%	Home	5-6	83.3%
Road	2-3	66.7%	Road	3-6	50.0%
Totals	4-13	30.8%	Totals	8-12	66.7%

LEADERS

DETROIT		WASHINGTON	
Gustav Nyquist	4G-1A-5P in 2 games	John Carlson	1G-4A-5P, +1 in 3 games
Johan Franzen	2G-1A-3P in 1 game	Joel Ward	3G-1A-4P in 3 games
Danny DeKeyser	2G-1A-3P in 3 games	Alex Ovechkin	2G-2A-4P in 3 games
Henrik Zetterberg	0G-3A-3P, -2 in 3 games	Jason Chimera	2G-2A-4P in 3 games
Jimmy Howard	1-0-2, 3.75 GAA, .867 SV%	Braden Holtby	1-0-0, 2.80 GAA, .919 SV%

ALL-TIME SEASON RECORD

SITE	GP	W	L	T	OTL	PTS	GF	GA
Home	53	25	16	11	1	62	181	154
Road	51	21	24	5	1	48	161	191
TOTALS	104	46	40	16	2	110	342	345

2013-14 TEAM-BY-TEAM RECORDS



WINNIPEG JETS

Website: winipegjets.com
 Address: MTS Centre
 345 Graham Avenue
 Winnipeg, MB R3C 5S6
 Phone 204-987-7825
 FAX 204-926-5555

Arena: MTS Centre (15,015)
 All-Time Season Record: 403-493-45-91
 in 13 seasons
 All-Time Stanley Cup Playoff Record: 0-4
 Stanley Cup Champions: None

Management and Coaching Staff

Executive Vice President & General Manager:
 Kevin Cheveldayoff

Sr. VP & Director Hockey Ops/Assistant GM:
 Craig Heisinger
 Assistant GM..... Larry Simmons
 Head Coach..... Paul Maurice
 Assistant Coaches..... Charlie Huddy,
 Pascal Vincent
 Goaltending Coach Wade Flaherty
 Video Coach Matt Prefontaine
 Head Athletic Therapist Rob Milette
 Director of Fitness: Dr. Craig Slaunwhite
 Equipment Manager..... Jason McMaster
 Senior Director Corporate Communications
 Scott Brown
 Communications Coordinator: Kalen Qually

vs. WINNIPEG

SEASON RECORD	W	L	OTL	Pts	GF	GA	PPGF	PPGA	SHGF	SHGA	PIM
Home	0	0	1	1	2	3	2	0	0	0	6
Road	0	1	0	0	2	4	0	0	0	0	17
TOTALS	0	1	1	1	4	7	2	0	0	0	23

RESULTS

DATE	SITE	W/L	DRW	OPP
11/4	A	L	2	4
11/12	H	SOL	2	3

GOALS BY PERIOD

TEAM	1	2	3	OT	SO	TOT
Detroit	1	2	1	0	0	4
Winnipeg	2	1	3	0	1	7

SPECIAL TEAMS

DETROIT POWER PLAY			DETROIT PENALTY KILL		
Home	2-4	50.0%	Home	3-3	100%
Road	0-3	0.00%	Road	6-6	100%
Totals	2-7	28.6%	Totals	9-9	100%

LEADERS

DETROIT		WINNIPEG	
Pavel Datsyuk	2G-1A-3P in 2 games	Bryan Little	2G-1A-3P, +2 in 2 games
Henrik Zetterberg	1G-1A-2P, +1 in 2 games	Andrew Ladd	1G-2A-3P, +2 in 2 games
Niklas Kronwall	0G-2A-2P, +1 in 2 games	Michael Frolik	1G-1A-2P, +1 in 2 games
Danny DeKeyser	1G-0A-1P in 2 games	Devin Setoguchi	0G-2A-2A, +3 in 2 games
Jimmy Howard	0-1-1, 2.93 GAA, .912 SV%	Ondrej Pavelec	1-0-0, 1.85 GAA, .953 SV%

ALL-TIME SEASON RECORD

SITE	GP	W	L	T	OTL	PTS	GF	GA
Home	9	6	2	0	1	13	32	22
Road	7	4	3	0	0	8	34	26
TOTALS	16	10	5	0	1	21	66	48

DETROIT RED WINGS MOMENTS

A SEASON OF FIRSTS FOR THE DETROIT RED WINGS

RED WINGS YOUTH MOVEMENT PAYS DIVIDENDS IN 2013-14



Luke Glendening



Xavier Ouellet



Adam Almqvist



Tomas Jurco

Nine players make their NHL debuts with the Red Wings this season, their highest total since 14 players debuted for the Red Wings in 1990-91: Luke Glendening (Oct. 12 vs. PHI), Xavier Ouellet (Oct. 21 vs. SJS), Adam Almqvist (Nov. 4 at WPG), Tomas Jurco (Dec. 15 vs. TBL),

2013-14 RECORDS & RESULTS



2013-14 RECORD BY MONTHS (OVERALL/HOME & ROAD)

MONTH	W	L	OT	PTS
October	7	4	2	16
November	6	3	5	17
December	5	7	2	12
January	6	5	2	14
February	4	1	1	9
March	7	6	2	16
April	4	2	1	9
TOTAL	39	28	15	93

	HOME				ROAD			
	W	L	OT	PTS	W	L	OT	PTS
October	3	2	2	8	4	2	0	8
November	2	2	4	8	4	1	1	9
December	1	6	0	2	4	1	2	10
January	4	1	2	10	2	4	0	4
February	1	0	0	2	3	1	1	7
March	5	1	2	12	2	5	0	4
April	2	1	0	4	2	1	1	5
TOTAL	18	13	10	46	21	15	5	47

2013-14 RECORD BY DAYS (OVERALL/HOME & ROAD)

DAY	W	L	OT	PTS
Sunday	4	4	3	11
Monday	2	4	1	5
Tuesday	3	6	2	8
Wednesday	6	2	2	14
Thursday	6	4	3	15
Friday	9	1	1	19
Saturday	9	7	3	21
TOTAL	39	28	15	93

DAY	HOME				ROAD			
	W	L	OT	PTS	W	L	OT	PTS
Sunday	1	1	2	4	3	3	1	7
Monday	1	2	1	3	1	2	0	2
Tuesday	2	2	1	5	1	4	1	3
Wednesday	4	2	1	9	2	0	1	5
Thursday	3	2	2	8	3	2	1	7
Friday	5	1	1	11	4	0	0	8
Saturday	2	3	2	6	7	4	1	15
TOTAL	18	13	10	46	21	15	5	47

2013-14 RECORD IN BACK-TO-BACK GAMES

The Red Wings played on consecutive days 15 times in 2013-14

Overall record in back-to-back games: 17-7-6

Record in first game of a back-to-back: 10-2-3

Record in second game of a back-to-back: 7-5-3

2013-14 RECORD VS. DIVISIONS

DIVISION	W	L	OT	PTS
Atlantic	17	8	5	39
Metropolitan	9	10	5	23
Central	5	5	4	14
Pacific	8	5	1	17
TOTAL	39	28	15	93

2013-14 SHOTS BY PERIODS

	1st	2nd	3rd	OT	TOTAL	AVG.
DETROIT	810	809	783	54	2,456	30.0
Opponents	770	801	771	59	2,401	29.3

2013-14 GOALS BY PERIODS

	1st	2nd	3rd	OT	TOTAL	AVG.
DETROIT	73	68	72	4	217	2.6
Opponents	58	67	90	6	221	2.7

2013-14 HOLDING LEAD, TRAILING, TIED

	RECORD	PTS
Scoring First	24-8-9	57
Opponents scoring first	15-20-6	36
Leading after one period	22-3-8	52
Trailing after one period	8-14-2	18
Tied after one period	9-11-5	23
Leading after two periods	25-3-7	57
Trailing after two periods	2-17-2	6
Tied after two periods	12-8-6	20

2013-14 CLOSE DECISIONS

	RECORD	PTS
One-Goal Games	21-6-15	57
Two-Goal Games	9-8-0	18
Three-Goal Games	9-14-0	18

2013-14 GOAL MARGINS

	RECORD		RECORD
Scoring 0 goals	0-7-1	Allowing 0 goals	4-0-0
Scoring 1 goal	0-9-1	Allowing 1 goal	13-2-1
Scoring 2 goals	6-7-6	Allowing 2 goals	14-3-1
Scoring 3 goals	14-3-4	Allowing 3 goals	4-3-6
Scoring 4 goals	9-2-2	Allowing 4 goals	4-12-4
Scoring 5 goals	7-0-1	Allowing 5 goals	0-5-2
Scoring 6 goals	2-0-0	Allowing 6 goals	0-3-1
Scoring 7 goals	1-0-0	Allowing 7 goals	0-0-0
Scoring 8 goals	0-0-0	Allowing 8 goals	0-0-0
Scoring 9 goals	0-0-0	Allowing 9 goals	0-0-0
Scoring 10 goals	0-0-0	Allowing 10 goals	0-0-0

DETROIT RED WINGS MOMENTS

A SEASON OF FIRSTS FOR THE DETROIT RED WINGS

RED WINGS YOUTH MOVEMENT PAYS DIVIDENDS IN 2013-14



Alexey Marchenko



Teemu Pulkkinen



Landon Ferraro



Mitch Callahan



Ryan Sproul

Nine players make their NHL debuts with the Red Wings this season, their highest total since 14 players debuted for the Red Wings in 1990-91: Alexey Marchenko (Jan. 4 at DAL), Teemu Pulkkinen (March 14 vs. EDM), Landon Ferraro (March 18 vs. TOR), Mitch Callahan (March 25 at CBJ) and Ryan Sproul (April 13 at STL).

2013-14 POWERPLAY GOALS AND PENALTY KILLING VS NHL**ANAHEIM DUCKS**

PP: 0-7 (0%)
PK: 7-7 (100%)

BOSTON BRUINS

PP: 1-8 (12.5%) – (Kronwall)
PK: 13-16 (81.3%) – (Chara, Krug, Soderberg)

BUFFALO SABRES

PP: 2-14 (14.3%) – (Franzen, Jurco)
PK: 14-15 (93.3%) – (McBain)

CALGARY FLAMES

PP: 1-7 (14.3%) – (Alfredsson)
PK: 9-10 (90.0%) – (Giordano)

CAROLINA HURRICANES

PP: 2-9 (22.2%) – (Kronwall, Sheahan)
PK: 7-9 (77.8%) – (Gerbe, Lindholm)

CHICAGO BLACKHAWKS

PP: 1-8 (12.5%) – (Nyquist)
PK: 5-7 (71.4%) – (Leddy, Sharp)

COLORADO AVALANCHE

PP: 3-7 (42.9%) – (Franzen [2], Jurco)
PK: 5-7 (71.4%) – (Johnson, Landeskog)

COLUMBUS BLUE JACKETS

PP: 1-10 (10.0%) – (Zetterberg)
PK: 7-10 (70.0%) – (Atkinson, Dubinsky, Johansen)

DALLAS STARS

PP: 0-4 (0%)
PK: 8-9 (88.9%) – (Eakin)

EDMONTON OILERS

PP: 1-9 (11.1%) – (Bertuzzi)
PK: 5-5 (100%)

FLORIDA PANTHERS

PP: 5-23 (21.7%) – (Alfredsson [2], Bertuzzi, Sheahan, Zetterberg)
PK: 17-18 (94.4%) – (Bergenheim)

LOS ANGELES KINGS

PP: 1-7 (14.3%) – (Kronwall)
PK: 5-8 (62.5%) – (Carter, Doughty, Richards)

MINNESOTA WILD

PP: 3-4 (75.0%) – (Legwand, Nyquist, Smith)
PK: 4-6 (66.7%) – (Koivu, Pominville)

MONTREAL CANADIENS

PP: 4-14 (28.6%) – (Bertuzzi, Datsyuk, Kronwall, Zetterberg)
PK: 11-12 (91.7%) – (Gallagher)

NASHVILLE PREDATORS

PP: 1-4 (25.0%) – (Eaves)
PK: 9-1 (81.8%) – (Josi, Weber)

NEW JERSEY DEVILS

PP: 4-12 (33.3%) – (Bertuzzi, Franzen [2], Tatar)
PK: 8-10 (80.0%) – (Greene, Zidlicky)

NEW YORK ISLANDERS

PP: 1-4 (25.0%) – (Datsyuk)
PK: 7-8 (87.5%) – (Nelson)

NEW YORK RANGERS

PP: 1-9 (11.1%) – (Alfredsson)
PK: 7-8 (87.5%) – (Pouliot)

OTTAWA SENATORS

PP: 4-16 (25.0%) – (Bertuzzi, Datsyuk, Franzen, Helm)
PK: 17-21 (81.0%) – (MacArthur, Ryan [2], Spezza)

PHILADELPHIA FLYERS

PP: 4-18 (22.2%) – (Bertuzzi, Datsyuk, Kronwall, Tatar)
PK: 5-9 (55.6%) – (Downie, Giroux, Hartnell [2])

PHOENIX COYOTES

PP: 0-4 (0%)
PK: 4-4 (100%)

PITTSBURGH PENGUINS

PP: 1-13 (7.7%) – (Nyquist)
PK: 8-13 (61.5%) – (Crosby, Malkin [2], Neal [2])

SAN JOSE SHARKS

PP: 0-6 (0%)
PK: 6-7 (85.7%) – (Boyle)

ST. LOUIS BLUES

PP: 1-10 (10.0%) – (Nyquist)
PK: 7-8 (87.5%) – (Shattenkirk)

2013-14 POWERPLAY GOALS AND PENALTY KILLING VS NHL CONT.

TAMPA BAY LIGHTNING

PP: 1-17 (5.9%) – (Legwand)
PK: 15-16 (93.8%) – (Palat)

TORONTO MAPLE LEAFS

PP: 0-12 – (0%)
PK: 10-12 (83.3%) – (Gardiner, Lupul)

VANCOUVER CANUCKS

PP: 1-6 (16.7%) – (Abdelkader)
PK: 8-8 – (100%)

WASHINGTON CAPITALS

PP: 4-13 (30.8%) – (DeKeyser, Franzen, Nyquist [2])
PK: 8-12 (66.7%) – (Carlson, Chimera, Ovechkin, Ward)

WINNIPEG JETS

PP: 2-7 (28.6%) – (Datsyuk [2])
PK: 9-9 – (100%)

2013-14 RED WINGS' RECORDS BY QUARTER

OVERALL	W-L-T	PTS
GAMES 1-22	9-6-7	25
GAMES 23-42	9-8-3	21
GAMES 43-62	10-7-3	23
GAMES 63-82	11-7-2	24
TOTAL	39-28-15	93
HOME	W-L-T	PTS
GAMES 1-22	3-3-6	12
GAMES 23-42	3-7-1	7
GAMES 43-62	5-1-2	12
GAMES 63-82	7-2-1	15
TOTAL	18-13-10	46
ROAD	W-L-T	PTS
GAMES 1-22	6-3-1	13
GAMES 23-42	6-1-2	14
GAMES 43-62	5-6-1	11
GAMES 63-82	4-5-1	9
TOTAL	21-15-5	47

POWER PLAY	PPG-PP OPP.	PP%
GAMES 1-22	14-67	20.9%
GAMES 23-42	12-72	16.7%
GAMES 43-62	13-78	16.7%
GAMES 63-82	11-65	16.9%
TOTAL	50-282	17.7% (18TH NHL)
PENALTY KILL	PPGA-TIMES SH	PK%
GAMES 1-22	73-85	85.9%
GAMES 23-42	59-71	83.1%
GAMES 43-62	61-75	81.3%
GAMES 63-82	53-64	82.8%
TOTAL	245-295	83.0% (12TH NHL)

2013-14 RECORDS & RESULTS



2013-14 RED WINGS' RECORDS BY QUARTER CONT.

GOALS FOR	
GAMES 1-22	54
GAMES 23-42	55
GAMES 43-62	55
GAMES 63-82	58
TOTAL	222
GOALS AGAINST	
GAMES 1-22	62
GAMES 23-42	58
GAMES 43-62	52
GAMES 63-82	58
TOTAL	230

SHORTHANDED GOALS FOR	
GAMES 1-22	1
GAMES 23-42	1
GAMES 43-62	0
GAMES 63-82	1
TOTAL	3
SHORTHANDED GOALS AGAINST	
GAMES 1-22	0
GAMES 23-42	1
GAMES 43-62	2
GAMES 63-82	2
TOTAL	5

2013-14 THREE-OR-MORE GOAL GAMES

DETROIT PLAYER	DATE	OPPONENT
Gustav Nyquist	2/2/14	at Washington
Johan Franzen	2/27/14	at Ottawa
Darren Helm	3/29/14	at Toronto
OPPOSING PLAYER	DATE	TEAM
None	--	--

2013-14 TWO-GOAL GAMES

DETROIT PLAYER (22 TOTAL)	DATE	OPPONENT
Henrik Zetterberg	10/12/13	vs. Philadelphia
Johan Franzen	10/17/13	at Colorado
Pavel Datsyuk	10/17/13	at Colorado
Henrik Zetterberg	11/9/13	vs. Tampa Bay
Pavel Datsyuk	11/12/13	vs. Winnipeg
Johan Franzen	11/15/13	vs. Washington
Pavel Datsyuk	11/16/13	at NY Islanders
Gustav Nyquist	11/21/13	vs. Carolina
Darren Helm	11/29/13	at NY Islanders
Daniel Alfredsson	11/29/13	at NY Islanders
Drew Miller	12/1/13	at Ottawa
Tomas Tatar	12/4/13	vs. Philadelphia
Daniel Alfredsson	12/19/13	vs. Calgary
Henrik Zetterberg	1/4/14	at Dallas
Justin Abdelkader	2/3/14	vs. Vancouver
Johan Franzen	3/7/14	vs. New Jersey
Gustav Nyquist	3/18/14	vs. Toronto
Daniel Alfredsson	3/20/14	vs. Pittsburgh
Gustav Nyquist	3/23/14	vs. Minnesota
Gustav Nyquist	3/25/14	at Columbus
Tomas Tatar	3/27/14	vs. Montreal
Justin Abdelkader	4/13/14	at St. Louis

2013-14 TWO-GOAL GAMES

OPPOSING PLAYER (21 TOTAL)	DATE	TEAM
Mike Ribeiro	10/19/2013	at Phoenix
Jason Spezza	10/23/13	vs. Ottawa
Bobby Ryan	10/23/13	vs. Ottawa
Andrej Sekera	11/21/13	vs. Carolina
Clarke MacArthur	11/23/13	vs. Ottawa
Sean Couturier	12/4/13	vs. Philadelphia
Sidney Crosby	12/14/13	vs. Pittsburgh
Sean Bergenheim	12/28/13	at Florida
Colin Wilson	12/30/13	at Nashville
Joe Pavelski	1/9/14	at San Jose
Scott Hartnell	1/28/14	at Philadelphia
Joel Ward	2/2/14	at Washington
Ondrej Palat	2/8/14	at Tampa Bay
Adam Henrique	3/7/14	vs. New Jersey
Chris Kreider	3/9/14	at NY Rangers
Evgeni Malkin	3/20/14	vs. Pittsburgh
Ryan Johansen	3/25/14	at Columbus
Tomas Plekanec	3/27/14	vs. Montreal
Brian Gionta	4/5/14	at Montreal
Zemgus Girgensons	4/8/14	at Buffalo
James Neal	4/9/14	at Pittsburgh

2013-14 SHORTHANDED GOALS

DETROIT PLAYER (3 TOTAL)	DATE	OPPONENT
Danny DeKeyser	11/4/13	at Winnipeg
Darren Helm	11/29/13	at NY Islanders
Darren Helm	3/29/14	at Toronto

OPPOSING PLAYER (5 TOTAL)	DATE	TEAM
Andrej Sekera	11/21/2013	vs. Carolina
Shawn Horcoff	1/4/2014	at Dallas
Brad Boyes	1/26/2014	vs. Florida
Patrik Elias	3/7/14	vs. New Jersey
Jonathan Toews	3/16/2014	at Chicago

DETROIT RED WINGS TEAM HISTORY

The Detroit Red Wings enter their 89th season in the National Hockey League as one of the premier franchises in professional hockey.

As the NHL's most storied American team, the Red Wings have featured some of the greatest players, coaches and executives the game has ever known. Throughout the 1900s, names like Adams, Abel, Lindsay, Sawchuk, Delvecchio and Hall became very familiar to hockey fans. The list continues today with names like Bowman, Shanahan, Fedorov, Yzerman, Lidstrom, Datsyuk and Zetterberg.

The first 88 seasons saw Detroit win 11 Stanley Cups, which is third behind only the Montreal Canadiens (23) and the Toronto Maple Leafs (13). The Red Wings most recently won Stanley Cup championships in 1997, 1998, 2002 and 2008, posted the NHL's best record in the decade of the '90s and became the benchmark to which all teams throughout the NHL measure their own success.


The 1920s

The roots of the Red Wings go all the way back to the old Western Hockey League, where the Victoria (British Columbia) Cougars were members until their roster was sold to a group from Detroit on September 25, 1926. The Detroit group had been awarded an NHL franchise on May 15, 1926.

The team began to play as the Detroit Cougars in the fall of 1926 while playing its home games in Windsor, Ontario. Despite the fact that the Victoria Cougars had won the Stanley Cup in 1925 and were Cup finalists in 1926, the Detroit Cougars finished with the NHL's worst record at 12-28-4 in 1926-27. Not only did the team struggle on the ice, but it performed poorly on the ledger sheet as well where the Cougars were more than \$80,000 in debt.

Help came the following season in the form of Jack Adams as the team's coach and general manager. Adams had played in the old Pacific Coast League and in the NHL with the Toronto St. Pats and Ottawa Senators. Adams' tenure as coach and GM would last until the 1962-63 season when Sid Abel took over.

The team also moved into the brand new Olympia Stadium for the 1927-28 season. A Detroit and professional hockey landmark, the Olympia would serve as the home for the franchise through



the midway point of the 1979-80 season.

With Adams at the helm, the team made the playoffs for the first time in franchise history (1928-29). They were still among the NHL's have-nots, however, and perpetually close to bankruptcy.

The 1930s

Willing to try anything, Adams changed the name to the Detroit Falcons for the 1930-31 season.

After the depression, the team went into receivership and Adams was forced to use his own money to make payroll. It was so bad financially, that Adams joked if Montreal Canadiens superstar Howie Morenz were available for \$1.98 the Falcons still couldn't afford him. Things weren't much better on the ice as the team had only made the playoffs twice in its first six seasons.

In 1932, the financial problems ended when grain millionaire and shipping magnate James Norris Sr. purchased the team. Norris, like Adams, was a Canadian turned American. He had once played hockey for the Montreal Amateur Athletic Association's Winged Wheelers.

When the two men met, Norris and Adams agreed that the team's new logo would be a winged

DETROIT RED WINGS TEAM HISTORY

wheel and the club's nickname changed to the Red Wings.

The franchise already had a few players who would contribute to the team's first two Stanley Cups in 1936 and 1937 such as Ebbie Goodfellow, Larry Aurie, Herbie Lewis, Hec Kilrea and John Sorrell. Norris' money and Adams' ability to wheel and deal added such players as Carl Voss, Syd Howe, Marty Barry, goaltender Normie Smith, Bucko McDonald and others.

The Red Wings had an outstanding season in 1932-33 when Voss won the franchise's first award by winning the Calder Trophy as the NHL's top rookie. Detroit continued its success in the following years, advancing to the semifinals against the New York Rangers in 1933 and losing in the Stanley Cup Final to the Chicago Blackhawks in 1934. Detroit slumped to under .500 and missed the playoffs in 1934-35 but came back to win the first Stanley Cup in franchise history in 1936, defeating the Toronto Maple Leafs three games to one in the finals.

The Red Wings went on to repeat as Cup champions in 1937, winning three games to two over the New York Rangers. However, one of the most memorable moments in Red Wings and NHL history came in Game 1 of the first round series against the Montreal Maroons at the Montreal forum on March 24, 1936. In the longest game ever played in NHL history, the Red Wings defeated the Maroons 1-0 on rookie Mud Bruneteau's goal at 16:30 into the sixth overtime period. That contest also began a playoff shutout run of 248 minutes and 32 seconds for Normie Smith.

The 1936 and 1937 teams featured two of the greatest players ever to wear the winged wheel in Ebbie Goodfellow and Syd Howe. Goodfellow played with the Red Wings from the 1929-30 season until 1942-43. He was a forward for the first five seasons and led the team in scoring in 1930-31 and 1931-32. His 1930-31 total of 48 points was good for second overall in the NHL. Since the team had a surplus of forwards, however, Adams asked Goodfellow to move to defense for the 1934-35 season. He made the move and helped the team win the Cup in 1936 and 1937. He was a first team All-Star on defense in 1936-37 and 1939-40, and a second-team selection in 1935-36. Goodfellow was a player-coach in his final season, in which the

Red Wings won their third Stanley Cup.

Syd Howe was also a versatile player as he manned every position but goaltender during his 17-year NHL career, which spanned from 1929-30 to 1945-46. He played with the Red Wings for the last 11 seasons of his career. Howe played with the Ottawa Senators, Philadelphia Quakers, Toronto Maple Leafs and the Senators again before the franchise moved to St. Louis (then known as the Eagles). Howe went with them, but the financially strapped team sold Howe and defenseman Ralph (Scotty) Bowman – no relation to the Red Wings' former coach – to Detroit for Teddy Graham and \$50,000.

Howe went on to help the Red Wings win their first three Stanley Cups and holds the team record for goals in a game with six on Feb. 3, 1944, against the New York Rangers at Olympia. When Howe retired in 1946, he was the NHL's all-time leading scorer with 528 points. Goodfellow was elected to the Hockey Hall of Fame in 1963 and Howe in 1965.

Sid Abel, a young man from Melville, Saskatchewan, joined the Red Wings for part of the 1938-39 season. Abel played in only 15 games with Detroit that season and 24 the next as he split time between the NHL and the American Hockey League, but he became a regular in 1940-41.

The 1940s

Abel finished fifth in league scoring with 49 points in 1941-42 and became the captain of the Red Wings in 1942-43.

Detroit's blue line also got an addition in 1938-39 when Jack Stewart was introduced to the NHL. His dark features and physical game earned him the nickname 'Black Jack' Stewart as he terrorized opposing forwards with bone-crushing hits and his great strength.

The Red Wings advanced to the Stanley Cup Finals in 1941 and 1942, losing to the Boston Bruins and the Toronto Maple Leafs respectively. The Bruins swept the Red Wings in four games as Detroit was thwarted by the spectacular goaltending of Frank Brimsek, who lived up to his nickname of 'Mr. Zero' by allowing only six goals to Detroit in the series.

The Red Wings won the first three games of the 1942 Stanley Cup Final against the Maple Leafs,

DETROIT RED WINGS TEAM HISTORY



but Toronto rallied to win the next four to win the Cup. It was the first and only time a team has come back from a three games to none Cup Final deficit and only one of the two times in NHL history that a team has lost a playoff series after winning the first three games (the NY Islanders also came back from a 3-0 deficit against Pittsburgh in 1975).

The Red Wings would get their revenge on the Bruins and Brimsek by winning the third Stanley Cup in team history with a four-game sweep of Boston in 1943. Detroit had also finished first overall with 61 points and a 25-14-11 record in 1942-43, the first season of the 'Original Six' six-team NHL (the league had ranged from 4 to 10 teams from its beginning in 1917-18 through 1941-42). That season began what has become known as the NHL's 'Golden Age' which lasted through the 1966-67 season, after which the league doubled in size to 12 teams.

The 1944 season saw an offensive explosion in the NHL as many of the league's best defensive players were serving in World War II (both Abel and Stewart served in the Royal Canadian Air Force in 1943-44 and 1944-45). The NHL's leading scorer, Boston's Herb Cain, had 36 goals and 82 points, and the Red Wings' Carl Liscombe finished fourth in the scoring race with a team record 36 goals, 37 assists and 73 points.

Detroit wouldn't capture the Stanley Cup again until 1950, but the late '40s would see the arrival of

a group of players who would become not only Red Wing legends, but NHL legends as well.

With the promotions of Ted Lindsay (1944-45), Gordie Howe (1946-47), Red Kelly (1947-48) and Terry Sawchuk (1949-50) to the NHL and the return of both Abel and Stewart from the RCAF, one of the greatest dynasties in NHL history was set into motion.

Adams handed the coaching reins to Tommy Ivan after the 1946-47 season. Detroit finished second overall during the 1947-48 regular season, five points behind the Toronto Maple Leafs, but the team ran off a streak of seven straight first overall finishes from 1948-49 through 1954-55 and won four Stanley Cups (1950, 1952, 1954 and 1955).

The 1950s

Lindsay, Howe and Abel terrorized the NHL as members of the 'Production Line.' Kelly became the NHL's top offensive defenseman and Stewart provided more physical play on the blue line before being traded after Detroit won the 1950 Stanley Cup. The Red Wings can thank Pete Babando for that triumph as he tallied the clinching goal eight minutes and thirty-one seconds into the second overtime period of Game 7 to defeat the New York Rangers four games to three.

Detroit proved to be a talented and deep squad in the 1950 playoffs when Gordie Howe suffered a serious head injury in Game 1 of the first-round playoff series against the Toronto Maple Leafs. Howe almost died and would miss the remainder of the playoffs, but he was out of the hospital in time to join his teammates for the on-ice celebration after Babando's goal in Game 7. The first round of the 1950 playoffs had also featured overtime heroics as Leo Reise scored the OT winners in Games 4 and 7.

Veteran goaltender Harry Lumley backstopped Detroit to the 1950 Stanley Cup victory, but Sawchuk was so impressive in a seven game call-up from the minors while Lumley was injured that Lumley was traded to the Chicago Blackhawks before the 1950-51 season to make room for Sawchuk.

Other future Red Wing greats arrived during this period. Defenseman Marcel Pronovost was with the team during the 1949-50 season but didn't play. He

DETROIT RED WINGS TEAM HISTORY

made his Detroit debut the following season along with Alex Delvecchio.

Sawchuk staged one of the greatest performances in Stanley Cup playoff history when Detroit captured the 1952 Stanley Cup. He allowed only five goals in eight games as the Red Wings swept both the Toronto Maple Leafs and Montreal Canadiens in four games. Even more incredibly, Sawchuk didn't give up a single goal in any of the four games played at Olympia Stadium.

That was also the first appearance of an octopus on Detroit ice at a hockey game. The eight tentacles represented the eight games that a team needed to win at that time to capture the Stanley Cup.

Another significant event came during the first round of the 1952 playoffs. Lindsay and Howe had received death threats if they played in Game 4 in Toronto; however, both played and the Wings won to end the series. After the game, Lindsay playfully chided the Toronto fans when he skated to center ice and held his stick like a machine gun and pretended to shoot the crowd.

The 1953-54 season was Ivan's last as a coach and the Red Wings gave him a grand send off with their third Cup in five seasons. The Wings then repeated as Cup champs the following season in Jimmy Skinner's first season behind the Detroit bench. The Red Wings defeated the Montreal Canadiens in the finals both seasons, winning in five games in 1954 thanks to Tony Leswick's OT goal in Game 5 and in seven games in 1955.

After dropping the 1956 finals to the Canadiens in five games, it seemed that the Red Wings' dynasty would go on for the near future but questionable trades by Adams gutted the team of many good and great players.

Stars like Sawchuk, Lindsay, Kelly and young players like Glenn Hall and Johnny Bucyk were traded between 1955 and 1960 with the team receiving little in exchange. Sawchuk did return to Detroit, but one of the players sent to the Bruins to reacquire him was Bucyk, who went on to become one of the best left wingers in NHL history.

The 1960s

Detroit did not return to the Stanley Cup Final until 1961, losing to the Chicago Blackhawks.



The Red Wings went on to advance to the Cup Final in three of the four seasons from 1963-66, but lost each time. The team, now coached by Sid Abel, lost to the Toronto Maple Leafs in 1963 (five games) and 1964 (seven games), and to the Montreal Canadiens in 1966 (six games). It would be 29 years before the Wings would return to the Cup Final and 31 years before they would record another victory in a Stanley Cup Final game.

There had been jubilation at the Olympia on Nov. 10, 1963, when Howe broke Maurice 'Rocket' Richard's record for most career NHL goals with his 545th against Richard's former team, the Montreal Canadiens, and goaltender Charlie Hodge.

Detroit reached the playoffs four times from 1966-67 through 1985-86, a period that was highlighted by the veteran line of Howe, Delvecchio and Frank Mahovlich during the 1968-69 and 1969-70 seasons.

The 1970s

Mickey Redmond became the first Red Wing to score 50 goals in a season in 1972-73 (he would do it again in '73-74). Other highlights during the 1970s included Marcel Dionne's 121 points and Danny Grant's 50 goals in 1974-75.

The team moved to Joe Louis Arena in December 1979 and hosted the NHL All-Star Game in January 1980. The contest featured 50-year old Gordie

DETROIT RED WINGS TEAM HISTORY

Howe, who was in his last season with the Hartford Whalers after returning to pro hockey in 1973-74 with the World Hockey Association. He had retired from the Red Wings following the 1970-71 season.



The 1980s

The Norris family finally sold the Red Wings in 1982 to Mike and Marian Ilitch, who owned Little Caesars Pizza.

One of their first hires was Jimmy Devellano as the team's general manager. His first move was to select a shy, 18-year old center named Steve Yzerman with the fourth overall pick of the 1983 NHL Draft.

Detroit made the playoffs in both 1983-84 and 1984-85, but lost in the first round each season. The Red Wings collected only 40 points in 1985-86 to finish last overall in the NHL, but the disappointing campaign would prove as one step backwards before Detroit would take several steps forward in the right direction.

Detroit hired Jacques Demers, coach of the St. Louis Blues, as their new head coach. Not only did the Red Wings make the playoffs in each of Demers' first two seasons, but they also advanced to the Campbell Conference Finals each season, losing to the Edmonton Oilers in five games both times.

Demers named the 21-year-old Yzerman team captain in 1986. The squad featured other young players like Gerard Gallant, Petr Klima, Bob Probert, Shawn Burr, Adam Oates, Joe Kocur and Steve Chiasson as well as veterans like Dave Barr, Lee Norwood, Tim Higgins, Gilbert Delorme and Harold Snepsts. Demers won the Jack Adams Award as the NHL's Coach of the Year in both 1986-87 and 1987-88.

In 1988-89, Yzerman set franchise records for goals, assists and points with 65 goals, 90 assists and 155 points, which continues to be the highest season point total in NHL history for a player not named Gretzky or Lemieux. Yzerman and linemates Gallant and Paul MacLean combined for 319 points, the most by any line in Red Wings history. Despite their stellar play, Detroit lost in the first round of the playoffs.

The 1989-90 season saw the Red Wings miss the playoffs, ending Demers' run as the Wings head coach. He was replaced by former Washington Capitals coach Bryan Murray, who was also named the team's general manager. The disappointing 1989-90 season was the last time Detroit would miss the playoffs as the Wings have now gone to postseason play in 18 consecutive seasons.

The 1990s

Young players like Sergei Fedorov, Nicklas Lidstrom, Vladimir Konstantinov, Slava Kozlov, Keith Primeau, Martin Lapointe, Darren McCarty and Chris Osgood reached the NHL with the Red Wings and veterans such as Dino Ciccarelli, Paul Coffey and Ray Sheppard were acquired via trade. All but Primeau, Ciccarelli, Coffey and Sheppard contributed to the Red Wings' Stanley Cup victories in 1997 and 1998.

The Red Wings made the playoffs in 1990-91, but were eliminated in the first round of the playoffs by the St. Louis Blues. Over the next three seasons, the Red Wings were one of the most prolific offensive teams in the NHL and one of the best during the regular season. Detroit finished third in goals in 1991-92 and advanced to the second round before being eliminated by Chicago.

The Wings led the NHL in scoring the following two seasons, but were eliminated in the first round both years (Toronto and San Jose).

DETROIT RED WINGS TEAM HISTORY

Murray was fired as coach after the 1992-93 season and the legendary Scotty Bowman was hired to replace him behind the bench. After the team was eliminated by the Sharks, Murray was fired as G.M. He was replaced by a combination of Devellano (who had become the team's senior vice-president when Murray was hired in 1990), assistant general manager Ken Holland, and Bowman (who would serve as the player personnel director).

Bowman did what many considered unthinkable as he took the league's most potent offensive team and began to emphasize defense. He and associate



coaches Barry Smith and Dave Lewis instituted the 'left-wing lock system' and veteran defensemen Bob Rouse and Mike Ramsey were signed as free agents. The team also traded defenseman Steve Chiasson to the Calgary Flames for veteran goaltender Mike Vernon during the off-season. That gave the team an experienced goaltender to go along with a young Chris Osgood, who had come up during the 1993-94 season and had been forced to play in the playoffs.

Fedorov came of age during the 1993-94 season as he finished second in the league in scoring with

120 points (56 goals and 64 assists) and won both the Hart Trophy as the NHL MVP and the Frank J. Selke Trophy as the league's best defensive forward. Sheppard also scored 50 goals (52-41-93) to give the Red Wings the first 50-goal pair in franchise history.

The Red Wings were ready to go but the 1994-95 regular season didn't begin until January because of a lockout by the owners. When the season did begin, the Red Wings were the best: Coffey won the Norris Trophy as the NHL's top defenseman during the regular season, the Wings clinched the Presidents' Trophy and later advanced to the Stanley Cup Final for the first time since 1966. The Wings, however, were not able to reach their ultimate goal when they were swept by the New Jersey Devils in the Cup Final.

The following regular season was even better as the team won 62 games to break the NHL record for most wins in one season. Not only were the Red Wings a success on the ice, they were a huge story off of it.

Yzerman discovered how Red Wings fans felt about him once and for all. With rumors of a trade swirling, he received a tremendous, deafening ovation when he was introduced at the 1995-96 home opener at Joe Louis Arena. Fans shouted 'Stevie!' 'Stevie!' 'Stevie!' That moment made it clear Yzerman would remain a Red Wing for life.

Early in the season, Detroit sent Sheppard to the San Jose Sharks for veteran Igor Larionov. He teamed up with Fedorov, Kozlov, Konstantinov and veteran defenseman Slava Fetisov, who had been acquired from New Jersey at the trade deadline the previous season, to form the first all-Russian five-man unit in NHL history. The 'Russian Five' dazzled opponents with their skill and skating ability, becoming the Red Wings' personality.

Individually, Coffey became the first defenseman to collect 1,000 assists, Yzerman scored the 500th goal of his career during the 1995-96 season and Bowman broke the record for the most NHL games coached.

The Wings had much to celebrate at the 1996 NHL Awards Show as Bowman won the Jack Adams Award, Osgood and Vernon shared the Jennings Trophy (team with the fewest goals against) and Fedorov repeated as the Selke Trophy winner.

DETROIT RED WINGS TEAM HISTORY

Once again it was playoff disappointment for Detroit as they were eliminated in the Western Conference Final by the Colorado Avalanche, who would go on to win the 1996 Stanley Cup. That series began the fierce rivalry between the Red Wings and the Avalanche. The most significant incident came in Game 6 when Claude Lemieux drilled the Wings' Kris Draper into the boards from behind, resulting in serious facial injuries.

Ciccarelli was traded during the off-season but the Wings weren't done trading, sending Primeau Coffey and a first round pick in the 1997 draft to the Hartford Whalers for left wing Brendan Shanahan and minor league defenseman Brian Glynn.

Shanahan was one of the final pieces in Detroit's Stanley Cup puzzle and went on to score 46 goals that season. Veteran defenseman Larry Murphy was acquired at the trade deadline and Joe Kocur, who had been traded to the Rangers in 1991, returned to Detroit as a free agent in December 1996.

The most memorable moment of the regular season came on March 26, 1997, when Darren McCarty exacted revenge on Claude Lemieux for the hit on Draper. It came during an on-ice brawl which featured Colorado goaltender Patrick Roy and Wings goaltender Mike Vernon in a slugfest at center ice. The frenzy helped rally the Wings from a two-goal deficit to a 6-5 overtime victory as McCarty got the game-winner. When Detroit went on to win the Stanley Cup, each player pointed to that game as the moment they became a team.

In the playoffs, Detroit defeated the Blues in six games, swept the Mighty Ducks of Anaheim in four games (3 of the 4 games went into OT, including Game 4), took the Avalanche in six games in the Western Conference Final and swept the Philadelphia Flyers in the 1997 Stanley Cup Final.

Finally the Red Wings and their fans had won their first Stanley Cup in 42 years. Steve Yzerman's smile as he accepted the Stanley Cup and skated around the Joe Louis Arena ice personified all the emotions the crowd and team were feeling – joy, relief, exuberance and satisfaction. Vernon was voted the Conn Smythe Trophy winner as the playoff MVP.

Tragedy would strike just six days later when Vladimir Konstantinov and team masseur Sergei

Mnatsakanov were critically injured in a one-vehicle limousine accident. Fetisov was also in the limousine, but his injuries weren't nearly as serious and he returned to play the following season. For Konstantinov and Mnatsakanov, it was the end of their careers.

Vernon, who wanted a three-year contract, was dealt to the San Jose Sharks. Ken Holland also became the team's general manager that summer.

Despite the loss of the NHL's best defenseman in Konstantinov, the Red Wings played like champions throughout the regular season. The fact the team was never able to truly celebrate its Stanley Cup victory and the constant thoughts of their stricken teammates propelled a driven Red Wings team into the playoffs.

After defeating the Phoenix Coyotes, St. Louis Blues and Dallas Stars in the first three rounds, Detroit swept the Washington Capitals in the Stanley Cup Final with Yzerman winning the Conn Smythe Trophy. After accepting the 1998 Stanley Cup for a consecutive year, the Captain placed it on the lap of Konstantinov. The entire team surrounded Konstantinov, creating an emotional scene that touched fans throughout the sports world. Media from all over the NHL wrote that never had one team deserved to repeat as much as this Red Wings squad.



DETROIT RED WINGS TEAM HISTORY

Their Colorado rival may have eliminated the Red Wings in the second round of the playoffs over the next two seasons, but there was plenty of individual achievement and player movement. In 1998-99, Larry Murphy passed Tim Horton to become the all-time games played leader among defensemen in NHL history.

A surprise came at the trade deadline when longtime Red Wings' nemesis Chris Chelios was acquired from the Chicago Blackhawks. Another surprise acquisition was made when former Dallas Stars forward Pat Verbeek was signed as a free agent. That set up a season of milestones for the Red Wings in 1999-2000. Yzerman scored goal No. 600, Verbeek tallied No. 500, Shanahan collected No. 400 and Fedorov earned No. 300. Yzerman also recorded his 1,500th point and 900th assist, while Verbeek registered his 1,000th point.

By the end of the season, only Gordie Howe had played more NHL games than Murphy. The postseason honors continued as Yzerman won the Selke Trophy and was among three Red Wings, along with Shanahan and Lidstrom, to be selected as First Team All-Stars.

The 2000s

The Red Wings finished with the league's second best record in 2000-01, but were eliminated by the Los Angeles Kings during the first round of the 2001 playoffs. After finishing second in Norris Trophy voting for three straight years, Lidstrom finally won his first Norris Trophy as the NHL's best defenseman.

Significant moves were made during the summer of 2001. Future Hall of Fame players Dominik Hasek, Brett Hull and Luc Robitaille were added to Detroit's already potent roster. The moves resulted in a league-best 166 points, culminating with the 10th Stanley Cup in franchise history after the Red Wings defeated the Carolina Hurricanes in five games during the 2002 Stanley Cup Final.

Lidstrom, who would go on to win his second straight Norris Trophy a week after winning the Cup, became the first European-born player to win the Conn Smythe as the playoff MVP. With an NHL-record ninth Stanley Cup as a head coach, Bowman stepped down, retiring after nine seasons behind the Red Wings' bench. By 2009, four members of



that Cup-winning squad had been inducted into the Hockey Hall of Fame (Larionov, Yzerman, Hull and Robitaille).

Several Red Wings reached major milestones throughout the 2002-03 season including Brett Hull recording his 700th goal, becoming just the sixth player in NHL history to reach this prestigious mark. He finished the season with 716 goals, making him fifth best all-time.

The Red Wings took home some hardware at the 2003 NHL Awards Show when Nicklas Lidstrom won his third consecutive Norris Trophy and Steve Yzerman was awarded the Masterton Trophy for perseverance. He returned to the Detroit lineup late in the regular season following serious off-season knee surgery. Brendan Shanahan was also named the King Clancy Memorial Award winner for his humanitarian efforts and Darren McCarty was given the NHL Foundation Player Award for his contributions in the community.

The Red Wings brought in Mike Babcock in 2005-06 to take over as head coach for the departed Dave Lewis, who had taken the reigns following Bowman's retirement in 2002. In the first year under Babcock's direction, the Red Wings

DETROIT RED WINGS TEAM HISTORY

would win 58 games during the regular season, the second most in franchise history, and capture the Presidents' Trophy as the NHL's regular season champions. Detroit also set an NHL record with 31 road wins.

A strong regular season would not translate into postseason success however, as the Red Wings lost in six games to the eighth-seeded Edmonton Oilers in the first round of the playoffs. Nicklas Lidstrom would win his fourth Norris Trophy in '05-06, while center Pavel Datsyuk would take home his first Lady Byng Trophy for sportsmanship and ability.

The 2006-07 season saw the Red Wings once again reach the 50-win plateau and top the Western Conference with a 50-19-13 record. The Red Wings would tie the Buffalo Sabres atop the NHL standings with 113 points; however, the Sabres would win the Presidents' Trophy on a tiebreaker. Detroit's postseason fortunes took a turn as the Wings

Ducks. Nicklas Lidstrom won his second straight Norris Trophy and fifth overall. Pavel Datsyuk would also claim his consecutive Lady Byng Trophy.

Stanley returned to Hockeytown in 2008 after a strong regular season campaign. The Red Wings topped 50-wins for a third consecutive season (54-21-7) and captured the Presidents' Trophy for the sixth time in franchise history. Detroit would dispose of the Nashville Predators in round one (six games), sweep the Colorado Avalanche in round two, defeat the Dallas Stars in the Western Conference Final (six games) and knock off the Pittsburgh Penguins in six games in the Stanley Cup Final to win the 11th Cup in franchise history.

Nicklas Lidstrom became the first European-born captain to win the Stanley Cup. Henrik Zetterberg was named playoff MVP, joining Lidstrom as the only European players to win the award. Lidstrom would take home his third consecutive



knocked off the Calgary Flames in six games in the first round, and bumped the San Jose Sharks in six games in round two. Detroit's Stanley Cup hopes would end in the Western Conference Final as the Red Wings would drop the series in six games to the eventual Stanley Cup champion Anaheim

Norris Trophy and sixth in the last seven seasons played. Pavel Datsyuk captured both the Selke Trophy and his third straight Lady Byng Trophy. Chris Osgood and Dominik Hasek were awarded the Jennings Trophy for fewest goals allowed during the regular season (184).

DETROIT RED WINGS TEAM HISTORY

The Red Wings inked star forward Marian Hossa to a one-year deal during the offseason, positioning Detroit for another trip to the finals. The Wings did just that, setting numerous NHL records en route to a back-to-back trip to the Stanley Cup Final in 2008-09. After earning two points in a victory over the Columbus Blue Jackets on March 15, 2009, Detroit became the first team in NHL history to reach the 100-point plateau in nine consecutive seasons, passing the Montreal Canadiens, who had eight straight 100-point seasons from 1974-75 through 1981-82. The Red Wings claimed their fourth straight 50-win season, marking only the third time in NHL history a team has gone four consecutive years with 50 wins.

Detroit swept the Columbus Blue Jackets in the opening round of the postseason, but it took the Red Wings seven games to defeat the Anaheim Ducks and advance out of the second round. The Red Wings dispatched the Chicago Blackhawks in five games during the Western Conference Final for the right to face-off against a familiar foe for the Stanley Cup. The Wings suffered a disappointing 2-1 loss at home in Game 7 against the Pittsburgh Penguins, preventing Detroit from repeating as champions. Pavel Datsyuk earned his second straight Selke Trophy and fourth consecutive Lady Byng Trophy, becoming the first player in NHL history to do so.

Detroit registered its 10th consecutive 100-point season in 2009-10, a 102-point performance during an injury-plagued campaign. Several key players missed significant time for the Red Wings, but a late season push propelled Detroit into the fifth seed in the Western Conference playoffs. The Wings dismissed the Phoenix Coyotes in seven games in Round One, before falling to the San Jose Sharks in five games in the Western Conference Semifinals. Pavel Datsyuk earned his third straight Selke Trophy as the league's best defensive forward, while Jimmy Howard was a finalist for the Calder Trophy after a stellar rookie campaign in the nets for Detroit.

The 2010s

The Red Wings finished with a 47-25-10 record in 2010-11, claiming their ninth Central Division title in the last 10 years, making their 20th



consecutive trip to the postseason and extending their own NHL record by securing an 11th straight 100-point season. Nicklas Lidstrom brought home his seventh career Norris Trophy, tying Doug Harvey for second-most all-time behind only Bobby Orr (8). Chris Osgood became just the 10th goaltender in NHL history to win 400 career games with a career-high 46-save performance in a 4-3 OT win on December 27 in Colorado.

The Red Wings clinched their 21st consecutive playoff appearance and 12th consecutive 100-point season in 2011-12. The team also set an NHL record by logging 23-straight regular-season home wins, going undefeated at Joe Louis Arena from November 5 through February 19. Following the season, Captain Nicklas Lidstrom announced his retirement on May 31, 2012. Lidstrom won four Stanley Cups, seven Norris Trophies, skated in 1,564 regular-season games and never missed the playoffs during his illustrious 20-year career with the Red Wings.

The Red Wings named Henrik Zetterberg the 36th captain in team history on January 15, 2013. Zetterberg has led the Red Wings to playoff berths in

DETROIT RED WINGS TEAM HISTORY

each of his two seasons as captain, helping the Red Wings enter the 2014-15 campaign with the longest postseason streak in all of professional sports at 23 years. Over the past two seasons, Detroit's strong drafting and development performance has helped the team on the ice and set the stage for the future, as players like Gustav Nyquist, Tomas Tatar, Riley Sheahan and Danny DeKeyser won the 2013 Calder Cup championship with Grand Rapids in the American Hockey League prior to establishing themselves as NHL regulars. In 2013-14 – the team's first season back in the Eastern Conference after offseason realignment placed them in the Atlantic Division – the Red Wings set a franchise record for man games lost due to injury/illness at 421, eclipsing the previous high of 346. Among the 37 different players Detroit used during the injury-plagued season, 17 had less than a full season of NHL experience but helped the team extend its postseason streak, alongside the veteran contributions of Zetterberg, Pavel Datsyuk, Niklas Kronwall and newcomer Daniel Alfredsson. History was made behind the bench as well, as the Red Wings' 39 wins pushed Mike Babcock past Scotty Bowman (410) and Jack Adams (413) as the winningest coach in Red Wings history.





Little Caesars®

WORLD'S EASIEST WAY TO PIZZA!™

HOT-N-READY CLASSIC

\$5 ALL DAY,
EVERY DAY!
LARGE PEPPERONI

HOT-N-READY® DEEP!DEEP! DISH™



\$8 AVAILABLE ALL DAY,
HOT-N-READY 4-8PM
LARGE PEPPERONI
8 SLICES

\$5 HOT-N-READY
LUNCH
COMBO
11AM-2PM EVERY DAY
HOT-N-READY® WEEKDAYS
4-SLICE DEEP!DEEP!™ DISH PIZZA WITH PEPPERONI
& PEPSI® 20oz

*Voted "Best Deep Dish Pizza" and "Best of Metro Detroit" at the 2013 Motor City pizzafest. Plus tax where applicable.
Available at participating locations. ©2014 LCE, Inc.

ALL-TIME SEASON RECORDS



SEASON	GP	W	L	T	PTS	GF	GA	DIVISION	COACH
1926-27	44	12	28	4	28	76	105	5th@	Art Duncan/ Duke Keats*
1927-28	44	19	19	6	44	88	79	4th@	Jack Adams
1928-29	44	19	16	9	47	72	63	3rd	Adams
1929-30	44	14	24	6	34	117	133	4th@	Adams
1930-31	44	16	21	7	39	102	105	4th@	Adams
1931-32	48	18	20	10	46	95	108	3rd	Adams
1932-33	48	25	15	8	58	111	93	2nd	Adams
1933-34	48	24	14	10	58	113	98	1st	Adams
1934-35	48	19	22	7	45	127	114	4th@	Adams
1935-36	48	24	16	8	56	124	103	1st-SC	Adams
1936-37	48	25	14	9	59	128	102	1st-SC	Adams
1937-38	48	12	25	11	35	99	133	4th@	Adams
1938-39	48	18	24	6	42	107	128	5th	Adams
1939-40	48	16	26	6	38	90	126	5th	Adams
1940-41	48	21	16	11	53	112	102	3rd	Adams
1941-42	48	19	25	4	42	140	147	5th	Adams
1942-43	50	25	14	11	61	169	124	1st-SC	Adams
1943-44	50	26	18	6	58	214	177	2nd	Adams
1944-45	50	31	14	5	67	218	161	2nd	Adams
1945-46	50	20	20	10	50	146	159	4th	Adams
1946-47	60	22	27	11	55	190	193	4th	Adams
1947-48	60	30	18	12	72	187	148	2nd	Tommy Ivan
1948-49	60	34	19	7	75	195	145	1st	Ivan
1949-50	70	37	19	14	88	229	164	1st-SC	Ivan
1950-51	70	44	13	13	101	236	139	1st	Ivan
1951-52	70	44	14	12	100	215	133	1st-SC	Ivan
1952-53	70	36	16	18	90	222	133	1st	Ivan
1953-54	70	37	19	14	88	191	132	1st-SC	Ivan
1954-55	70	42	17	11	95	204	134	1st-SC	Jimmy Skinner
1955-56	70	30	24	16	76	183	148	2nd	Skinner
1956-57	70	38	20	12	88	198	157	1st	Skinner
1957-58	70	29	29	12	70	176	207	3rd	Skinner/Sid Abel
1958-59	70	25	37	8	58	167	218	6th@	Abel
1959-60	70	26	29	15	67	186	197	4th	Abel
1960-61	70	25	29	16	66	195	215	4th	Abel
1961-62	70	23	33	14	60	184	219	5th@	Abel
1962-63	70	32	25	13	77	200	194	4th	Abel
1963-64	70	30	29	11	71	191	204	4th	Abel
1964-65	70	40	23	7	87	224	175	1st	Abel
1965-66	70	31	27	12	74	221	194	4th	Abel
1966-67	70	27	39	4	58	212	241	5th@	Abel
1967-68	74	27	35	12	66	245	257	6th@	Abel
1968-69	76	33	31	12	78	239	221	5th@	Bill Gadsby
1969-70	76	40	21	15	95	246	199	3rd	Gadsby/Abel
1970-71	78	22	45	11	55	209	308	7th@	Ned Harkness/ Doug Barkley
1971-72	78	33	35	10	76	261	262	5th@	Barkley/ Johnny Wilson
1972-73	78	37	29	12	86	265	243	5th@	Wilson
1973-74	78	29	39	10	68	255	319	6th@	Ted Garvin/

ALL-TIME SEASON RECORDS



SEASON	GP	W	L	T	OTL	PTS	GF	GA	DIVISION	COACH
1974-75	80	23	45	12		58	259	335	4th@	Alex Delvecchio
1975-76	80	26	44	10		62	226	300	4th@	Barkley/Delvecchio/
1976-77	80	16	55	9		41	183	309	5th@	BillyDea*/Larry Wilson
1977-78	80	32	34	14		78	252	266	2nd	Bobby Kromm
1978-79	80	23	41	16		62	252	295	5th@	Kromm
1979-80	80	26	43	11		63	268	306	5th@	Kromm/
1980-81	80	19	43	18		56	252	339	5th@	Ted Lindsay/
1981-82	80	21	47	12		54	270	351	6th@	Wayne Maxner/Dea
1982-83	80	21	44	15		57	263	344	5th@	Nick Polano
1983-84	80	31	42	7		69	298	323	3rd	Polano
1984-85	80	27	41	12		66	313	357	3rd	Polano
1985-86	80	17	57	6		40	266	415	5th@	Harry Neale/Brad Park
1986-87	80	34	36	10		78	260	274	2nd	Jacques Demers
1987-88	80	41	28	11		93	322	269	1st	Demers
1988-89	80	34	34	12		80	313	316	1st	Demers
1989-90	80	28	38	14		70	288	323	5th@	Demers
1990-91	80	34	38	8		76	273	298	3rd	Bryan Murray
1991-92	80	43	25	12		98	320	256	1st	Murray
1992-93	84	47	28	9		103	369	280	2nd	Murray
1993-94	84	46	30	8		100	356	275	1st	Scotty Bowman
1995	48	33	11	4		70	180	117	1st	Bowman
1995-96	82	62	13	7		131	325	181	1st	Bowman
1996-97	82	38	26	18		94	253	197	2nd-SC	Bowman
1997-98	82	44	23	15		103	250	196	2nd-SC	Bowman
1998-99	82	43	32	7		93	245	202	1st	Bowman+
1999-00	82	48	#22	10	2	108	278	210	2nd	Bowman
2000-01	82	49	\$20	9	4	111	253	202	1st	Bowman
2001-02	82	51	\$17	10	4	116	251	187	1st-SC	Bowman
2002-03	82	48	\$20	10	4	110	269	203	1st	Dave Lewis
2003-04	82	48	\$21	11	2	109	255	189	1st	Lewis
2004-05	---	---	---	---	---	---	---	---		
2005-06	82	58	\$24	---	8	124	305	209	1st	Mike Babcock
2006-07	82	50	\$32	---	13	113	254	199	1st	Babcock
2007-08	82	54	21	---	7	115	257	184	1st-SC	Babcock
2008-09	82	51	21	---	10	112	295	244	1st	Babcock
2009-10	82	44	24	---	14	102	229	216	2nd	Babcock
2010-11	82	47	25	---	10	104	261	241	1st	Babcock
2011-12	82	48	28	--	6	102	248	203	3rd	Babcock
2012-13	48	24	16	---	8	56	121	115	3rd	Babcock
2013-14	82	39	28	---	15	93	222	230	4th	Babcock
TOTALS	6024	2774	2328	815	107	6470	18467	17565		
@-Out of playoffs SC-Won Stanley Cup *-Interim coach										
# - A loss in overtime was counted as a regulation tie and a loss but given a point. (2 RT)										
\$ - A loss in overtime is now counted as an overtime loss, not a loss and given a point. (4 OTL in 2000-01, 4 OTL in 2001-02, 4 OTL in 2002-03; 2 OTL in 2003-04; 8 OTL in 2005-06, 13 OTL in 2006-07, 7 OTL in 2007-08, 10 in 2008-09, 14 in 2009-10)										
1st-29 2nd-12 3rd-10 4th-14 5th-16 6th-4 7th-1										
+ - Scotty Bowman missed first five games of regular season										

ALL-TIME HOME & AWAY RECORDS



HOME				Season	Games	AWAY			
Won	Lost	Tied	Pts			Won	Lost	Tied	Pts
5	16	0	10	1926-27	44	7	12	4	18
9	10	3	21	1927-28	44	10	9	3	23
11	6	5	27	1928-29	44	8	10	4	20
9	10	3	21	1929-30	44	5	14	3	13
10	7	5	25	1930-31	44	6	14	2	14
15	3	6	36	1931-32	48	3	17	4	10
17	3	4	38	1932-33	48	8	12	4	20
15	5	4	34	1933-34	48	9	9	6	24
11	8	5	27	1934-35	48	8	14	2	18
14	5	5	33	1935-36	48	10	11	3	23
14	5	5	33	1936-37	48	11	9	4	26
8	10	6	22	1937-38	48	4	15	5	13
14	8	2	30	1938-39	48	4	16	4	12
11	10	3	25	1939-40	48	5	16	3	13
14	5	5	33	1940-41	48	7	11	6	20
14	7	3	31	1941-42	48	5	18	1	11
16	4	5	37	1942-43	50	9	10	6	24
18	5	2	38	1943-44	50	8	13	4	20
19	5	1	39	1944-45	50	12	9	4	28
16	5	4	36	1945-46	50	4	15	6	14
14	10	6	34	1946-47	60	8	17	5	21
16	9	5	37	1947-48	60	14	9	7	35
21	6	3	45	1948-49	60	13	13	4	30
19	9	7	45	1949-50	70	18	10	7	43
25	3	7	57	1950-51	70	19	10	6	44
24	7	4	52	1951-52	70	20	7	8	48
20	5	10	50	1952-53	70	16	11	8	40
24	4	7	55	1953-54	70	13	15	7	33
25	5	5	55	1954-55	70	17	12	6	40
21	6	8	50	1955-56	70	9	18	8	26
23	7	5	51	1956-57	70	15	13	7	37
16	11	8	40	1957-58	70	13	18	4	30
13	17	5	31	1958-59	70	12	20	3	27
18	14	3	39	1959-60	70	8	15	12	28
15	13	7	37	1960-61	70	10	16	9	29
17	11	7	41	1961-62	70	6	22	7	19
19	10	6	44	1962-63	70	13	15	7	33
23	9	3	49	1963-64	70	7	20	8	22
25	7	3	53	1964-65	70	15	16	4	34
20	8	7	47	1965-66	70	11	19	5	27
21	11	3	45	1966-67	70	6	28	1	13
18	15	4	40	1967-68	74	9	20	8	26
23	8	7	53	1968-69	76	10	23	5	25
20	11	7	47	1969-70	76	20	10	8	48
17	15	7	41	1970-71	78	5	30	4	14

ALL-TIME HOME & AWAY RECORDS



HOME					AWAY						
Won	Lost	Tied	OT	Pts	Season	Games	Won	Lost	Tied	OT	Pts
25	11	3		53	1971-72	78	8	24	7	--	23
22	12	5		49	1972-73	78	15	17	7	--	37
21	12	6		48	1973-74	78	8	27	4	--	20
17	17	6		40	1974-75	80	6	28	6	--	18
17	15	8		42	1975-76	80	9	29	2	--	20
12	22	6		30	1976-77	80	4	33	3	--	11
22	11	7		51	1977-78	80	10	23	7	--	27
15	17	8		38	1978-79	80	8	24	8	--	24
14	21	5		33	1979-80	80	12	22	6	--	30
16	15	9		41	1980-81	80	3	28	9	--	15
15	19	6		36	1981-82	80	6	28	6	--	18
14	19	7		35	1982-83	80	7	25	8	--	22
18	20	2		38	1983-84	80	13	22	5	--	31
19	14	7		45	1984-85	80	8	27	5	--	21
10	26	4		24	1985-86	80	7	31	2	--	16
20	14	6		46	1986-87	80	14	22	4	--	32
24	10	6		54	1987-88	80	17	18	5	--	39
20	14	6		46	1988-89	80	14	20	6	--	34
20	14	6		46	1989-90	80	8	24	8	--	24
26	14	0		52	1990-91	80	8	24	8	--	24
24	12	4		52	1991-92	80	19	13	8	--	46
25	14	3		53	1992-93	84	22	14	6	--	50
23	13	6		52	1993-94	84	23	17	2	--	48
17	4	3		37	1994-95	48	16	7	1	--	33
36	3	2		74	1995-96	82	26	10	5	--	57
20	12	9		49	1996-97	82	18	14	9	--	45
25	8	8		58	1997-98	82	19	15	7	--	45
27	12	2		56	1998-99	82	6	20	5	--	37
28	10*	3		60	1999-00	82	20	14*	7	--	48
27	11	3		59	2000-01#	82	22	13	6	--	52
28	8	5		62	2001-02#	82	23	13	5	--	54
28	8	5		63	2002-03#	82	20	16	5	--	47
30	7	4		64	2003-04#	82	18	14	7	--	45
--	--	--	--		2004-05	--	--	--	--	--	--
27	9	--	5	59	2005-06	82	31	7	--	3	65
29	4	--	8	66	2006-07	82	21	15	--	5	47
29	9	--	3	61	2007-08	82	25	12	--	4	54
27	9	--	5	59	2008-09	82	24	12	--	5	53
25	10	--	6	56	2009-10	82	19	14	--	8	46
21	14	--	6	48	2010-11	82	26	11	--	4	56
31	7	--	3	65	2011-12	82	17	21	--	3	37
13	7	--	4	30	2012-13	48	11	9	--	4	26
18	13	--	10	46	2013-14	82	21	15	--	5	47

* Includes one regulation tie.
Losses include any overtime losses.

SINCE 1926-27 SEASON

DETROIT RED WINGS VS.	GP	W	L	T	OTL	PTS
Chicago Blackhawks	727	364	266	84	13	825
Toronto Maple Leafs	648	278	273	93	^4	653
New York Rangers	578	261	212	103	2	627
Boston Bruins	583	252	235	95	1	600
Montreal Canadiens	572	203	273	96	0	502
St. Louis Blues	275	119	111	37	^8	283
Dallas Stars (a)	245	108	97	34	6	256
Los Angeles Kings	192	84	79	27	2	197
Vancouver Canucks	164	86	54	18	6	196
Calgary Flames (b)	152	70	65	16	1	157
Arizona Coyotes (c)	133	65	43	22	3	155
Pittsburgh Penguins	142	63	59	16	4	146
Edmonton Oilers	121	61	36	13	11	146
Colorado Avalanche (d)	115	63	41	5	6	137
Buffalo Sabres	120	54	52	13	1	122
Philadelphia Flyers	127	48	58	21	0	117
Columbus Blue Jackets	77	51	18	1	7	110
San Jose Sharks	84	51	25	4	4	110
Nashville Predators	87	49	26	4	8	110
Washington Capitals	104	46	40	16	2	110
Anaheim Ducks	77	48	20	7	2	105
New York Islanders	100	47	45	6	2	102
New Jersey Devils (e)	90	42	36	11	1	96
Carolina Hurricanes (f)	70	35	27	8	0	78
Minnesota Wild	49	31	9	3	6	71
Tampa Bay Lightning	37	26	7	2	2	56
Florida Panthers	28	16	3	5	4	41
Ottawa Senators	29	18	10	1	0	37
Winnipeg Jets (g)	16	10	5	0	1	21
Defunct Teams (*)	282	125	103	54	0	304
TOTALS	6024	2774	2328	815	107	6470

a - Formerly Minnesota North Stars

b - Formerly Atlanta Flames

c - Formerly Winnipeg Jets (1979-96)

d - Formerly Quebec Nordiques

e - Formerly Kansas City Scouts, Colorado Rockies

f - Formerly Hartford Whalers

g - Formerly Atlanta Thrashers

(*) - Includes records vs. Montreal Maroons, New York Americans, Ottawa Senators (1917-31), Pittsburgh Pirates, Philadelphia Quakers, St. Louis Eagles, California Golden Seals and Cleveland Barons.

^ - In 1999-2000 teams were not awarded a point for a loss in overtime

RED WINGS HOME VS. ALL NHL TEAMS



SINCE 1926-27 SEASON

DETROIT RED WINGS VS.	GP	W	L	T	OTL	PTS
Chicago Blackhawks	362	217	106	33	6	473
Toronto Maple Leafs	327	171	107	46	^3	391
New York Rangers	289	167	76	45	1	380
Boston Bruins	290	158	80	52	0	368
Montreal Canadiens	285	133	99	53	0	319
St. Louis Blues	138	68	49	17	4	157
Dallas Stars (a)	123	62	42	16	3	143
Vancouver Canucks	82	50	20	8	4	112
Los Angeles Kings	96	49	34	13	0	111
Pittsburgh Penguins	71	43	14	12	2	100
Calgary Flames (b)	75	41	23	10	1	93
Edmonton Oilers	61	38	16	3	4	83
Arizona Coyotes (c)	67	36	22	8	1	81
Buffalo Sabres	61	37	18	5	1	80
Philadelphia Flyers	65	35	20	10	0	80
Colorado Avalanche (d)	57	34	17	1	5	74
Nashville Predators	44	29	8	2	5	65
San Jose Sharks	41	30	7	1	3	64
Anaheim Ducks	38	30	5	3	0	63
Washington Capitals	53	25	16	11	1	62
New Jersey Devils (e)	45	29	14	2	0	60
Columbus Blue Jackets	37	28	6	0	3	59
New York Islanders	49	26	20	2	1	55
Carolina Hurricanes (f)	36	21	8	7	0	49
Minnesota Wild	25	16	4	1	4	37
Tampa Bay Lightning	18	14	2	1	1	30
Florida Panthers	13	6	2	3	2	17
Ottawa Senators	14	8	6	0	0	16
Winnipeg Jets (g)	9	6	2	0	1	13
Defunct Teams (*)	141	76	40	25	0	177
TOTALS	3012	1683	883	390	56	3812

a - Formerly Minnesota North Stars

b - Formerly Atlanta Flames

c - Formerly Winnipeg Jets (1979-96)

d - Formerly Quebec Nordiques

e - Formerly Kansas City Scouts, Colorado Rockies

f - Formerly Hartford Whalers

g - Formerly Atlanta Thrashers

(*) - Includes records vs. Montreal Maroons, New York Americans, Ottawa Senators (1917-31), Pittsburgh Pirates, Philadelphia Quakers, St. Louis Eagles, California Golden Seals and Cleveland Barons.

^ - In 1999-2000 teams were not awarded a point for a loss in overtime

RED WINGS ROAD VS. ALL NHL TEAMS



SINCE 1926-27 SEASON

DETROIT RED WINGS VS.	GP	W	L	T	OTL	PTS
Chicago Blackhawks	365	147	160	51	7	352
Toronto Maple Leafs	321	107	166	47	1	262
New York Rangers	289	94	136	58	1	247
Boston Bruins	293	94	155	43	1	232
Montreal Canadiens	287	70	174	43	0	183
St. Louis Blues	137	51	62	20	^4	126
Dallas Stars (a)	122	46	55	18	3	113
Los Angeles Kings	96	35	45	14	2	86
Vancouver Canucks	82	36	34	10	2	84
Arizona Coyotes (b)	66	29	21	14	2	74
Calgary Flames (c)	77	29	42	6	0	64
Colorado Avalanche (d)	58	29	24	4	1	63
Edmonton Oilers	60	23	20	10	7	63
Columbus Blue Jackets	40	23	12	1	4	51
Washington Capitals	51	21	24	5	1	48
New York Islanders	51	21	25	4	1	47
San Jose Sharks	43	21	18	3	1	46
Pittsburgh Penguins	71	20	45	4	2	46
Nashville Predators	43	20	18	2	3	45
Anaheim Ducks	39	18	15	4	2	42
Buffalo Sabres	59	17	34	8	0	42
Philadelphia Flyers	62	13	38	11	0	37
New Jersey Devils (e)	45	13	22	9	1	36
Minnesota Wild	24	15	5	2	2	34
Carolina Hurricanes (f)	34	14	19	1	0	29
Tampa Bay Lightning	19	12	5	1	1	26
Florida Panthers	15	10	1	2	2	24
Ottawa Senators	15	10	4	1	0	21
Winnipeg Jets (g)	7	4	3	0	0	8
Defunct Teams (*)	141	49	63	29	0	127
TOTALS	2971	1070	1430	425	46	2611

a - Formerly Minnesota North Stars

b - Formerly Winnipeg Jets (1979-96)

c - Formerly Atlanta Flames

d - Formerly Quebec Nordiques

e - Formerly Kansas City Scouts, Colorado Rockies

f - Formerly Hartford Whalers

g - Formerly Atlanta Thrashers

(*) - Includes records vs. Montreal Maroons, New York Americans, Ottawa Senators (1917-31), Pittsburgh Pirates, Philadelphia Quakers, St. Louis Eagles, California Golden Seals and Cleveland Barons.

^ - In 1999-2000 teams were not awarded a point for a loss in overtime

HOME OPENERS

JOE LOUIS ARENA

2014	Buffalo	W	2-1
2013**	Dallas	L	1-2
2011	Ottawa	W	5-3
2010	Anaheim	W	4-0
2009	Chicago	W	3-2
2008	Toronto	L	2-3
2007	Anaheim	W	3-2(SO)
2006	Vancouver	L	1-3
2005	St. Louis	W	5-1
2003	Los Angeles	W	3-2
2002	Montreal	L	2-3
2001	Calgary	L	2-4
2000	Edmonton	L	3-4
1999	Buffalo	W	2-0
1998	St. Louis	W	4-1
1997	Dallas	W	3-1
1996	Edmonton	W	2-0
1995	Edmonton	W	9-0
1995*	Chicago	W	4-1
1993	St. Louis	L	2-5
1992	Quebec	L	2-4
1991	Montreal	L	1-4
1990	Calgary	W	6-5
1989	Winnipeg	W	5-4
1988	St. Louis	T	8-8
1887	Toronto	W	3-2
1986	Chicago	W	4-3
1985	Minnesota	L	5-6
1984	New Jersey	W	4-1
1983	New Jersey	L	3-6
1982	Minnesota	T	3-3
1981	St. Louis	W	6-3
1980	NY Islanders	L	4-6

*January 20, 1995 (48-game season)

**January 22, 2013 (48-game season)

OLYMPIA STADIUM

1979	Philadelphia	L	3-7
1978	St. Louis	L	4-5
1977	Toronto	T	3-3
1976	Washington	T	3-3
1975	St. Louis	T	1-1
1974	Chicago	W	2-1
1973	Boston	L	4-9
1972	NY Rangers	W	5-3
1971	Minnesota	L	2-4
1970	California	W	5-3

1969	Toronto	W	3-2
1968	Toronto	L	1-2
1967	NY Rangers	W	3-2
1966	Chicago	L	4-7
1965	Toronto	W	3-0
1964	Toronto	L	3-5
1963	Chicago	W	5-3
1962	Montreal	W	3-1
1961	Toronto	L	2-4
1960	Chicago	L	2-4
1959	NY Rangers	W	4-2
1958	NY Rangers	W	3-0
1957	NY Rangers	L	2-3
1956	Chicago	W	3-1
1955	Chicago	L	2-3
1954	Toronto	W	2-1
1953	NY Rangers	W	4-1
1952	NY Rangers	W	5-3
1951	Boston	W	1-0
1950	NY Rangers	W	3-2
1949	Boston	W	2-1
1948	Chicago	W	3-1
1947	Chicago	W	4-2
1946	Toronto	T	3-3
1945	Boston	W	7-0
1944	Boston	W	7-1
1943	NY Rangers	W	8-3
1942	Boston	W	3-0
1941	Americans	T	3-3
1940	Americans	W	4-2
1939	NY Rangers	T	1-1 OT
1938	Boston	L	1-4
1937	NY Rangers	L	0-3
1936	NY Rangers	W	5-2
1935	NY Rangers	T	1-1 OT
1934	Boston	L	2-4
1933	Americans	W	5-2
1932	Chicago	W	3-1
1931	Americans	L	2-5
1930	NY Rangers	W	1-0
1929	Boston	L	2-5
1928	NY Rangers	L	0-2
1927	Ottawa	L	1-2

WINDSOR ARENA

1926	Boston	L	0-2
------	--------	---	-----

OVERALL RECORD: 47-31-9-0

RED WINGS HOLIDAY RECORDS



HALLOWEEN

2009	@Calgary	W	3-1	1971	Pittsburgh	W	3-1
2001	@Dallas	W	4-3	1969	Oakland	W	3-1
2000	@Washington	L	2-6	1968	Boston	W	7-5
1998	@Dallas	L	2-3	1965	Montreal	T	2-2
1997	Los Angeles	L	1-5	1963	NY Rangers	W	4-1
1992	@Toronto	L	1-3	1959	@Montreal	T	2-2
1987	@St. Louis	T	3-3	1953	Boston	L	1-3
1985	@New Jersey	T	2-2	1948	Montreal	W	4-1
1981	@Minnesota	L	4-5	1943	NY Rangers	W	8-3
1979	Minnesota	L	3-5				
1976	@NY Rangers	W	6-5				

OVERALL RECORD: 9-7-4

NEW YEAR'S EVE

2011	St. Louis	W	3-0	1973	Buffalo	L	5-6
2010	NY Islanders	L	3-4 OT	1972	Minnesota	T	4-4
2009	Colorado	W	4-2	1971	California	W	6-3
2007	St. Louis	L	0-2	1970	Chicago	L	3-8
2006	Los Angeles	W	6-2	1969	Boston	W	5-1
2005	Columbus	W	5-2	1968	Minnesota	W	6-3
2003	Atlanta	W	6-5 OT	1967	Boston	W	6-4
2002	St. Louis	W	5-1	1966	Boston	W	3-1
2001	Minnesota	W	4-2	1965	Chicago	L	1-4
2000	Los Angeles	W	2-1	1964	Chicago	T	1-1
1999	Chicago	T	4-4	1963	Toronto	L	4-5
1998	Toronto	L	2-4	1962	New York	T	1-1
1997	St. Louis	W	5-2	1961	Toronto	W	4-2
1995	Hartford	W	3-2	1960	Chicago	L	0-3
1993	Los Angeles	T	4-4	1959	Toronto	L	2-4
1992	Ottawa	W	5-4 OT	1958	Chicago	L	2-4
1991	Boston	L	3-5	1957	Chicago	W	3-2
1990	Chicago	L	0-4	1956	@New York	W	1-0
1989	New Jersey	W	6-4	1955	Toronto	T	2-2
1988	Hartford	L	2-3	1953	Montreal	T	2-2
1987	St. Louis	W	7-2	1952	Montreal	L	0-2
1986	Calgary	W	6-4	1951	Montreal	L	3-5
1985	NY Islanders	L	4-5 OT	1950	Toronto	L	2-4
1984	Pittsburgh	T	4-4	1949	@Toronto	W	5-1
1983	Chicago	W	4-3	1947	Chicago	W	4-0
1982	Chicago	W	4-1	1946	@New York	W	5-4
1981	Toronto	L	2-5	1944	Chicago	W	6-2
1980	Pittsburgh	W	3-1	1942	@New York	W	2-0
1979	Colorado	L	3-5	1939	Toronto	L	2-3
1978	Pittsburgh	L	4-5	1936	Americans	W	4-2
1977	Boston	L	0-7	1927	@Ottawa	L	2-6
1976	Cleveland	W	4-2				
1975	Washington	W	4-0				
1974	California	W	4-3				

OVERALL RECORD: 34-22-8-1

VALENTINE'S DAY

2012	Dallas	W	3-1	1965	NY Rangers	W	6-2
2007	@Dallas	W	3-1	1960	Toronto	L	1-3
2004	Colorado	L	5-2	1957	NY Rangers	W	3-2
2001	Carolina	W	4-3 OT	1956	NY Rangers	W	5-3
2000	@Phoenix	W	3-1	1954	Chicago	W	5-0
1997	@Dallas	L	3-4	1952	@Chicago	W	3-2
1993	@Chicago	W	5-3	1945	NY Rangers	W	4-2
1990	Los Angeles	W	6-5	1943	Montreal	W	2-1
1987	New Jersey	W	5-1	1942	@Toronto	L	2-4
1986	NY Rangers	L	5-7	1941	Chicago	W	2-1
1985	Minnesota	T	5-5	1939	@Boston	L	1-2
1981	Philadelphia	L	1-3	1937	Toronto	T	3-3
1979	Los Angeles	L	2-3	1935	Chicago	L	0-3
1976	@Minnesota	W	3-2	1933	@Montreal	L	2-6
1975	@Vancouver	L	4-5	1932	Chicago	L	1-3
1973	@Los Angeles	T	2-2	1931	@Toronto	T	1-1
1971	Los Angeles	W	4-0	1929	@Americans	T	1-1
1970	@Montreal	W	5-2				
1967	@Boston	L	3-6				

OVERALL RECORD: 18-13-5

ST. PATRICK'S DAY

2012	@ San Jose	L	2-3 OT	1966	Boston	W	4-2
2011	@ Columbus	W	2-0	1963	Chicago	W	4-2
2009	Philadelphia	W	3-2	1959	Chicago	W	2-0
2007	@Vancouver	L	1-4	1957	Montreal	W	2-1
2002	@NY Rangers	W	5-3	1955*	@Montreal	W	4-1
2001	@Colorado	L	3-5	1951	Chicago	W	8-2
1999	Phoenix	L	3-4	1948	@Boston	T	0-0
1998	Edmonton	W	4-3	1946	Toronto	L	7-11
1996	Calgary	W	4-2	1945	@Toronto	W	4-3
1995	Vancouver	W	3-1	1940	@Chicago	L	1-3
1994	NY Islanders	L	1-3	1938	Toronto	L	2-7
1992	@San Jose	W	5-4	1932	Montreal	W	6-2
1990	@St. Louis	W	4-3	1931	@Boston	L	2-4
1987	Boston	W	3-1	1927	NY Rangers	L	2-0
1984	Minnesota	L	3-4				
1981	Quebec	L	3-4				
1979	@St. Louis	W	3-1				
1977	@Los Angeles	L	2-3				
1970	Los Angeles	W	3-2				
1968	@Minnesota	L	1-5				

OVERALL RECORD: 19-13-1-1

*forfeited to Detroit at the end of the first period

EASTER

2014	@Boston	L	1-4	1967	Chicago	W	4-2
2013	Chicago	L	1-7	1966	@Chicago	W	7-0*
2010	@Philadelphia	L	3-4	1964	@Chicago	W	5-4*
2009	@Chicago	L	0-3	1963	Toronto	W	3-2*
2004	@Nashville	L	1-3	1955	Montreal	W	5-1*
2001	@Los Angeles	L	1-2*	1953	@Boston	L	2-4*
1999	@Dallas	W	3-0	1952	Montreal	W	3-0*
1996	@Chicago	W	4-1	1951	Montreal	W	5-0
1995	@St. Louis	L	5-6	1950	Toronto	W	1-0*
1994	St. Louis	T	3-3	1948	@NY Rangers	L	2-3*
1991	@Chicago	L	1-5	1945	@Boston	L	3-5*
1985	@St. Louis	L	5-6	1940	NY Rangers	W	3-1*
1983	Winnipeg	L	3-8	1932	Montreal Maroons	T	1-1*
1980	@Hartford	L	3-5				
1978	@Washington	W	4-1				
1975	@Washington	W	8-5				
1972	@Chicago	L	1-6				
1970	Boston	T	2-2				

OVERALL RECORD: 13-14-3-0

*Denotes Playoff game

ALL-TIME COACHING RECORDS



	GC	W	L	T	OTL
ART DUNCAN, 1926-27 (First 33 games)	33	10	21	2	
* DUKE KEATS, 1926-27 (Final 11 games)	11	2	7	2	
JACK ADAMS, 1927-28 through 1946-47	964	413	390	161	
TOMMY IVAN, 1947-48 through 1953-54	470	262	118	90	
JIMMY SKINNER, 1954-55					
to 1957-58 (First 38 games)	247	123	78	46	
SID ABEL, 1957-58 (Final 32 games)					
through 1967-68 & 1969-70 (Final 74 games)	811	340	339	132	
BILL GADSBY, 1968-69 to 1969-70 (First 2 games)	78	35	31	12	
NED HARKNESS, 1970-71 (First 38 games)	38	12	22	4	
DOUG BARKLEY, 1970-71 (Final 40 games), 1971-72 (First 11 games) & 1975-76 (First 26 games)	77	20	46	11	
JOHNNY WILSON, 1971-72 (Final 67 games)					
through 1972-73	145	67	56	22	
TED GARVIN, 1973-74 (First 11 games)	11	2	8	1	
ALEX DELVECCHIO, 1973-74 (Final 67 games)					
through 1974-75 & 1975-76 (9 games)	155	53	81	21	
** BILLY DEA, 1975-76 (Final 45 games), 1976-77 (First 44 games) & 1981-82 (Final 11 games)	100	32	57	11	
LARRY WILSON, 1976-77 (Final 36 games)	36	3	29	4	
BOBBY KROMM, 1977-78 through 1978-79, & 1979-80 (First 71 games)	231	79	111	41	
*** MARCEL PRONOVOST, 1979-80 (Final 9 games)	9	2	7	0	
TED LINDSAY, 1980-81 (First 20 games)	20	3	14	3	
WAYNE MAXNER, 1980-81 (Final 60 games) & 1981-82 (First 69 games)	129	34	68	27	
NICK POLANO, 1982-83 through 1984-85	240	79	127	34	
HARRY NEALE, 1985-86 (First 35 games)	35	8	23	4	
BRAD PARK, 1985-86 (45 games)	45	9	34	2	
JACQUES DEMERS, 1986-87 to 1989-90	320	137	136	47	
BRYAN MURRAY, 1990-91 to 1992-93	244	124	91	29	
SCOTTY BOWMAN, 1993-94 to 1997-98; 1999-2002	624	371	164	81	10
1998-99 (Final 77 games)	77	39	31	7	
BOWMAN'S DETROIT TOTALS	(701)	410	195	88	(10)
1998-99 (First 5 games)++	5	4	1	0	
DAVE LEWIS, 2002-03 to 2003-04	164	96	41	21	6
MIKE BABCOCK, 2005-06 TO PRESENT	704	415	198	--	91
FRANCHISE TOTALS	6024	2774	2328	815	107

*Art Duncan remained general manager/player but gave coaching duties to Duke Keats.

**Alex Delvecchio officially was head coach late in 75-76 season and early 76-77, but Billy Dea worked behind bench. In 81-82, Dea replaced the fired Wayne Maxner late in season.

***Ted Lindsay officially was head coach but Marcel Pronovost worked behind bench.

++Associate Coaches Dave Lewis and Barry Smith shared head coaching duties for the first five games of the 1998-99 regular season while Scotty Bowman convalesced.

RED WINGS-ALL TIME GENERAL MANAGERS

ART DUNCAN, 1926-27

JACK ADAMS, 1927-28 through 1962-63

SID ABEL, 1963-64 to 1970-71 (First 38 games)

NED HARKNESS, 1970-71 (Final 40 games) through 1973-74

ALEX DELVECCHIO, 1974-75 to 1976-77 (First 70 games)

TED LINDSAY, 1976-77 (Final 10 games) through 1979-80

JIMMY SKINNER, 1980-81 through 1981-82

JIM DEVELLANO, 1982-83 to 1989-90

BRYAN MURRAY, 1990-91 to 1993-94

JIM DEVELLANO, 1994-95 to 1996-97 (Senior Vice-President/Hockey Operations)

KEN HOLLAND, 1997-98 to present

RED WINGS-ALL TIME TEAM CAPTAINS

1926-27	Art Duncan	1958-62	Gordie Howe (four seasons)
1927-30	Reg Noble (three seasons)	1962-73	Alex Delvecchio (11 seasons)
1930-31	George Hay	1973-74	Alex Delvecchio, Nick Libbett, Red Berenson, Gary Bergman, Ted Harris, Mickey Redmond, Larry Johnston
1931-32	Carson Cooper	1974-75	Marcel Dionne
1932-33	Larry Aurie	1975-76	Danny Grant, Terry Harper
1933-34	Herbie Lewis	1976-77	Danny Grant, Dennis Polonich
1934-35	Ebbie Goodfellow	1977-78	Dan Maloney, Dennis Hextall
1935-38	Doug Young (three seasons)	1978-79	Dennis Hextall, Nick Libett, Paul Woods
1938-41	Ebbie Goodfellow (three seasons)	1979-80	Dale McCourt
1941-42	Ebbie Goodfellow, Syd Howe	1980-81	Errol Thompson, Reed Larson
1942-43	Sid Abel (six seasons)	1981-82	Reed Larson
1943-44	Mud Bruneteau, Bill Hollett	1982-86	Danny Gare (four seasons)
1944-45	Bill Hollett	1986-2006	Steve Yzerman (19 seasons)
1945-46	Bill Hollet, Sid Abel	2006-12	Nicklas Lidstrom (six seasons)
1946-52	Sid Abel	2012-14	HENRIK ZETTERBERG (TWO SEASONS)
1952-56	Ted Lindsay (four seasons)		
1956-58	Red Kelly (two seasons)		

RED WINGS TEAM RECORDS - SEASON

MOST POINTS – 131 – 1995-96
FEWEST POINTS – 28 – 1926-27
MOST WINS – 62 – 1995-96
FEWEST WINS – 12 – 1926-27, 37-38
MOST DEFEATS – 57 – 1985-86
FEWEST DEFEATS – 11 – 1995
MOST TIES – 18 – 1952-53, 80-81, 96-97
FEWEST TIES – 4 – 1926-27, 66-67, 95
MOST WINS, HOME – 36 – 1995-96
MOST DEFEATS, HOME – 26 – 1985-86
MOST TIES, HOME – 10 – 1952-53
MOST WINS, ROAD – 31 – 2005-06
MOST DEFEATS, ROAD – 33 – 1976-77
MOST GOALS FOR – 369 – 1992-93
MOST GOALS AGAINST – 415 – 1985-86
FEWEST GOALS FOR – 72 – 1928-29
FEWEST GOALS AGAINST – 63 – 1928-29
MOST POWER-PLAY GOALS FOR – 113 – 1992-93
MOST POWER-PLAY GOALS AGAINST – 111 – 1985-86
MOST SHORTHANDED GOALS FOR – 22 – 1993-94
MOST SHORTHANDED GOALS AGAINST – 15 – 1984-85
MOST PENALTY MINUTES – 2393 – 1985-86
MOST SHUTOUTS – 13 – 1953-54
FEWEST SHUTOUTS – 0 – 1980-81, 81-82, 84-85
LONGEST UNBEATEN STREAK – 15 games (8 wins, 7 ties) – Nov. 27-Dec. 28, 1952
LONGEST WINNING STREAK – 9 games (seven times) – Mar. 3-21, 1951;
Feb. 27-Mar. 20, 1955; Dec. 12-31, 1995; Mar. 3-22, 1996; Oct. 13-Nov. 1, 2005; Oct.
25-Nov. 14, 2006; Oct. 18, 2007-Nov. 9, 2007
LONGEST UNBEATEN STREAK, HOME – 23 games (Nov. 5, 2011 – Feb. 19, 2012)
LONGEST WINNING STREAK, HOME – 23 games (Nov. 5, 2011 – Feb. 19, 2012)
LONGEST UNBEATEN STREAK, ROAD – 15 games (10 wins, 5 ties) –
Oct. 18-Dec. 20, 1951
LONGEST WINNING STREAK, ROAD – 12 games –
Mar. 1-Apr. 15, 2006
LONGEST UNBEATEN STREAK, START OF SEASON – 10 games (8 wins, 2 ties) – Oct. 11-Nov.
4, 1962
LONGEST WINNING STREAK, START OF SEASON – 6 games – Oct. 7-22, 1972
LONGEST HOME UNBEATEN STREAK, START OF SEASON – 17 games
(13 wins, 4 ties) – Oct. 11-Dec. 25, 1956
LONGEST HOME WINNING STREAK,
START OF SEASON – 7 games – Oct. 6-Nov. 6, 2005
LONGEST ROAD UNBEATEN STREAK, START OF SEASON – 15 games
(11 wins, 4 ties) – Oct. 18-Dec. 20, 1951
LONGEST ROAD WINNING STREAK,
START OF SEASON – 5 games – Oct. 11-27, 2008
LONGEST WINLESS STREAK – 19 games (18 losses, 1 tie) – Feb. 26-Apr. 3, 1977
LONGEST LOSING STREAK – 14 games – Feb. 24-Mar. 25, 1982
LONGEST WINLESS STREAK, HOME – 10 games (9 losses, 1 tie) –
Dec. 11, 1985-Jan. 18, 1986
LONGEST LOSING STREAK, HOME – 7 games – Feb. 20-Mar. 25, 1982
LONGEST WINLESS STREAK, ROAD – 26 games (23 losses, 3 ties) –
Dec. 15, 1976-Apr. 3, 1977

RED WINGS TEAM RECORDS



LONGEST LOSING STREAK, ROAD – 14 games – Oct. 19-Dec. 21, 1966
LONGEST WINLESS STREAK, START OF SEASON – 10 games (7 losses, 3 ties) – Oct. 8-26, 1975
LONGEST LOSING STREAK, START OF SEASON – 5 games – Oct. 10-18, 1980
LONGEST HOME WINLESS STREAK, START OF SEASON – 5 games (twice) – Oct. 8-25, 1975 (2 losses, 3 ties); Oct. 10-23, 1985 (1 loss, 4 ties)
LONGEST HOME LOSING STREAK, START OF SEASON – 3 games (four times) – Nov. 14-26, 1929; Nov. 6-13, 1938; Oct. 10-17, 1957; Oct. 6-20, 1982
LONGEST ROAD WINLESS STREAK, START OF SEASON – 19 games (18 losses, 1 tie) – Oct. 19, 1966-Jan. 14, 1967
LONGEST ROAD LOSING STREAK, START OF SEASON – 14 games – Oct. 19-Dec. 21, 1966
MOST PLAYERS – 45 1990-91

RED WINGS TEAM RECORDS - GAME

MOST GOALS FOR – 15 vs. N.Y. Rangers at Detroit, Jan. 23, 1944; Detroit 15, Rangers 0
MOST GOALS AGAINST – 13 by Toronto at Toronto, Jan. 2, 1971; Toronto 13, Detroit 0
MOST POINTS – 37 vs. N.Y. Rangers at Detroit, Jan. 23, 1944
MOST GOALS, ONE PERIOD – 8 vs. N.Y. Rangers at Detroit, Jan. 23, 1944
MOST POINTS, ONE PERIOD – 22 vs. N.Y. Rangers at Detroit, Jan. 23, 1944
FASTEST GOAL, START OF GAME – 6 seconds – Jan. 28, 1973 at Montreal (Henry Boucha)
FASTEST TWO GOALS, START OF GAME – 37 seconds apart – Dec. 4, 1987 vs. Chicago (Tim Higgins, Steve Yzerman)
FASTEST TWO GOALS – 5 seconds apart – March 20, 2010 at Vancouver (Todd Bertuzzi and PAVEL DATSYUK); Nov. 24, 2007 vs. Columbus (Tomas Holmstrom and PAVEL DATSYUK)
FASTEST THREE GOALS – 28 seconds apart – Nov. 15, 1944 vs. Toronto (Hal Jackson, Steve Wochy, Don Grosso)
FASTEST FOUR GOALS – 1:55 apart – Dec. 28, 1999 at Buffalo (Igor Larionov, Nicklas Lidstrom, Aaron Ward, Pat Verbeek)
FASTEST FIVE GOALS – 4:54 apart – Nov. 25, 1987 vs. Winnipeg (Gerard Gallant, Adam Oates, Mel Bridgman, Jeff Sharples, Brent Ashton)
MOST POWER-PLAY GOALS – 6 vs. N.Y. Rangers, Nov. 5, 1942; Detroit 12, Rangers 5
MOST POWER-PLAY GOALS, ONE PERIOD – 4 vs. N.Y. Rangers, Nov. 5, 1942; Detroit 12, Rangers 5
MOST POWER-PLAY GOALS AGAINST – 6 – at San Jose, Jan. 4, 2007
MOST POWER-PLAY GOALS AGAINST, ONE PERIOD – 3 (several times) – Last time at Vancouver, Jan. 19, 2000, Detroit 3, Vancouver 3
MOST SHORTHANDED GOALS – 3 (four times) – vs. Minnesota, Jan. 9, 1990 (Shawn Burr 2, Steve Yzerman), Detroit 9, Minnesota 0; vs. Minnesota, Apr. 14, 1992 (Steve Yzerman 2, Sergei Fedorov), Detroit 7, Minnesota 4; vs. Philadelphia, Feb. 11, 1994 (Sergei Fedorov, Vyacheslav Kozlov, Steve Yzerman) Detroit 6, Philadelphia 3; vs. Colorado, Mar. 22, 1996 (Steve Yzerman, Keith Primeau, Vlacheslav Fetisov)
MOST SHORTHANDED GOALS, ONE PERIOD – 2 (several times) – Last two times vs. Colorado, Dec. 17, 1999 (Brendan Shanahan, Doug Brown), Detroit 5, Colorado 2; Mar. 22, 1996 (Keith Primeau, Vyacheslav Fetisov), Detroit 7, Colorado 0
MOST SHORTHANDED GOALS AGAINST – 2 (several times) – Last time vs. Phoenix, Jan. 24, 2004, Detroit 2, Phoenix 5
MOST SHORTHANDED GOALS AGAINST, ONE PERIOD – 2 (several times) – Last time vs. NY Rangers, Feb. 9, 1992, Detroit 5, NY Rangers 5

ACTIVE PLAYERS IN CAPITALS

RED WINGS INDIVIDUAL RECORDS - CAREER

MOST GAMES – 1687 – Gordie Howe (25 seasons)
MOST GAMES BY GOALIE – 734 – Terry Sawchuk
MOST CONSECUTIVE GAMES – 548 – Alex Delvecchio
MOST GOALS – 786 – Gordie Howe (25 seasons)
MOST ASSISTS – 1063 – Steve Yzerman (22 seasons)
MOST POINTS – 1809 – Gordie Howe (25 seasons)
MOST PENALTY MINUTES – 2090 – Bob Probert
MOST SHUTOUTS – 85 – Terry Sawchuk
MOST POWER-PLAY GOALS – 211 – Gordie Howe
MOST GOALS BY A DEFENSEMAN – 264 – Nicklas Lidstrom
MOST POWER-PLAY GOALS BY DEFENSEMAN – 127 – Nicklas Lidstrom
MOST SEASONS LEADING TEAM IN POWER-PLAY GOALS – 13 – Gordie Howe
MOST SHORTHANDED GOALS – 50 – Steve Yzerman
MOST 3-GOAL OR MORE GAMES – 18 – Gordie Howe, Steve Yzerman
MOST WINNING GOALS – 121 – Gordie Howe
MOST SEASONS LEADING TEAM IN WINNING GOALS – 12 – Gordie Howe
MOST ASSISTS BY GOALIE – 15 – Tim Cheveldae

RED WINGS INDIVIDUAL RECORDS - SEASON

MOST GOALS – 65 – Steve Yzerman (1988-89)
MOST ASSISTS – 90 – Steve Yzerman (1988-89)
MOST POINTS – 155 – Steve Yzerman (1988-89)
MOST GOALS BY LINE – 140 (1988-89) (Steve Yzerman, 65; Gerard Gallant, 39; Paul MacLean, 36)
MOST POINTS BY LINE – 319 (1988-89) (Steve Yzerman, 155; Gerard Gallant, 93; Paul MacLean, 71)
MOST GOALS BY CENTER – 65 – Steve Yzerman (1988-89)
MOST GOALS BY RIGHT WING – 52 – Mickey Redmond (1972-73); Ray Sheppard (1993-94)
MOST GOALS BY LEFT WING – 55 – John Ogradnick (1984-85)
MOST GOALS BY DEFENSEMAN – 27 – Reed Larson (1980-81)
MOST GOALS BY ROOKIE – 39 – Steve Yzerman (1983-84)
MOST GOALS BY ROOKIE DEFENSEMAN – 19 – Reed Larson (1977-78)
MOST ASSISTS BY CENTER – 90 – Steve Yzerman (1988-89)
MOST ASSISTS BY RIGHT WING – 59 – Gordie Howe (1968-69)
MOST ASSISTS BY LEFT WING – 55 – Ted Lindsay (1949-50, 56-57)
MOST ASSISTS BY DEFENSEMAN – 64 – Nicklas Lidstrom (2005-06)
MOST ASSISTS BY GOALTENDER – 5 – Tim Cheveldae (1990-91)
MOST ASSISTS BY ROOKIE – 49 – Marcel Dionne (1971-72); Nicklas Lidstrom (1991-92)
MOST ASSISTS BY ROOKIE DEFENSEMAN – 49 – Nicklas Lidstrom (1991-92)
MOST POINTS BY CENTER – 155 – Steve Yzerman (1988-89)
MOST POINTS BY RIGHT WING – 103 – Gordie Howe (1968-69)
MOST POINTS BY LEFT WING – 105 – John Ogradnick (1984-85)
MOST POINTS BY DEFENSEMAN – 80 – Nicklas Lidstrom (2005-06)
MOST POINTS BY ROOKIE – 87 – Steve Yzerman (1983-84)
MOST POINTS BY ROOKIE DEFENSEMAN – 60 – Reed Larson (1977-78); Nicklas Lidstrom (1991-92)
MOST POWER-PLAY GOALS – 21 – Mickey Redmond (1973-74); Dino Ciccarelli (1992-93)
MOST POWER-PLAY GOALS BY DEFENSEMAN – 11 – Reed Larson (1985-86); Mathieu Schneider (2005-06)
MOST POWER-PLAY GOALS BY ROOKIE – 13 – Steve Yzerman (1983-84)
MOST SHORTHANDED GOALS – 10 – Marcel Dionne (1974-75)
MOST WINNING GOALS – 11 – Sergei Fedorov (1995-96 & 2002-03)
MOST WINNING GOALS BY DEFENSEMAN – 5 – Red Kelly (1949-50); Reed Larson (1983-84)
MOST WINNING GOALS BY ROOKIE – 6 – Alex Delvecchio (1951-52)
LONGEST GOAL STREAK – 9 games – Steve Yzerman (12 goals, Nov. 18-Dec. 5, 1988; 14 goals, Jan. 29-Feb. 12, 1992)
LONGEST GOAL STREAK, START OF SEASON – 6 games – Steve Yzerman (6 goals, Oct. 6-18, 1988)
LONGEST POINT STREAK – 28 games – Steve Yzerman (29 goals, 36 assists, 65 points, Nov. 1-Jan. 4, 1988-89)
LONGEST POINT STREAK, START OF SEASON – 17 games – HENRIK ZETTERBERG (13 goals, 14 assists, 27 points, Oct. 3-Nov. 11, 2007)

ACTIVE PLAYERS IN CAPITALS

RED WINGS INDIVIDUAL RECORDS



MOST SHOTS ON GOAL – 388 – Steve Yzerman (1988-89)
MOST PENALTY MINUTES – 398 – Bob Probert (1987-88)
MOST GAMES BY GOALIE – 72 – Tim Cheveldae (1991-92)
MOST MINUTES PLAYED BY GOALIE – 4236 – Tim Cheveldae (1991-92)
MOST WINS BY GOALIE – 44 – Terry Sawchuk (1950-51, 51-52)
LONGEST WINNING STREAK BY GOALIE – 13 – Chris Osgood (Jan. 30-Mar. 20, 1996)
LONGEST UNBEATEN STREAK BY GOALIE – 21 – Chris Osgood (19 wins, 2 ties, Jan. 10-Mar. 27, 1996)
BEST GOALS-AGAINST AVERAGE BY GOALIE – 1.43 – Dolly Dolson (1928-29)
MOST SHUTOUTS BY GOALIE – 12 – Terry Sawchuk (1951-52, 53-54, 54-55); Glenn Hall (1955-56)
MOST CONSECUTIVE SHUTOUTS BY GOALIE – 3
– Terry Sawchuk (1954 – 1-0 Nov. 7 vs. N.Y. Rangers, 1-0 Nov. 11 vs. Toronto, 1-0 Nov. 13 at Toronto);
– Glenn Hall (1955 – 2-0 Dec. 11 vs. N.Y. Rangers, 4-0 Dec. 15 vs. Toronto, 2-0 Dec. 18 vs. Montreal);
– Jim Rutherford (1975-76 – 4-0 Dec. 31 vs. Washington, 1-0 Jan. 3 at Toronto, 5-0 Jan. 8 vs. Minnesota)
MOST GAMES BY ROOKIE GOALIE – 70 – Terry Sawchuk (1950-51); Glenn Hall (1955-56); Roger Crozier (1964-75)
MOST VICTORIES BY ROOKIE GOALIE – 44 – Terry Sawchuk (1950-51)
MOST MINUTES PLAYED BY ROOKIE GOALIE – 4200 – Terry Sawchuk (1950-51); Glenn Hall (1955-56)
BEST GOALS-AGAINST AVERAGE BY ROOKIE GOALIE – 1.43 – Dolly Dolson (1928-29)
MOST SHUTOUTS BY ROOKIE GOALIE – 11 – Terry Sawchuk (1950-51)

RED WINGS INDIVIDUAL RECORDS - GAME

MOST GOALS – 6 – Syd Howe (Feb. 3, 1944; Detroit 12, N.Y. Rangers 2 at Detroit)
MOST ASSISTS – #7 – Billy Taylor (Mar. 16, 1947; Detroit 10, Chicago 6 at Chicago)
MOST POINTS – 7 – Carl Liscombe (3 goals, 4 assists) vs. N.Y. Rangers at Detroit, Nov. 5, 1942, Detroit 12, N.Y. 5;
– Don Grosso (1 goal, 6 assists) vs. N.Y. Rangers at Detroit, Feb. 3, 1944, Detroit 12, N.Y. 2;
– Billy Taylor (7 assists) at Chicago, March 16, 1947, Detroit 10, Chicago 6.
MOST GOALS, ONE PERIOD – 3 (Several Players)
MOST POWER-PLAY GOALS – 3 – Ted Lindsay (vs. Montreal, Mar. 20, 1955, Detroit 6, Montreal 0);
– Jimmy Carson (vs. Toronto, Dec. 27, 1989, Detroit 7, Toronto 7);
– Tomas Holmstrom (at Nashville, Feb. 24, 2007);
– HENRIK ZETTERBERG (at Phoenix, Feb. 17, 2007)
MOST POWER-PLAY GOALS, ONE PERIOD – 3 – Jimmy Carson (Dec. 27, 1989; Detroit 7, Toronto 7)
MOST SHORTHANDED GOALS – 2 – Shawn Burr (Jan. 9, 1990; Detroit 9, Minnesota 0);
– Steve Yzerman (Apr. 14, 1992; Detroit 7, Minnesota 4);
– Yzerman (Apr. 8, 1993; Detroit 9, Tampa Bay 1)
MOST SHORTHANDED GOALS, ONE PERIOD – 2 – Shawn Burr (Jan. 9, 1990; Detroit 9, Minnesota 0)
MOST ASSISTS, ONE PERIOD – 4 – Joe Carveth (Jan. 23, 1944; Detroit 15, N.Y. Rangers 0)
MOST POINTS, ONE PERIOD – 4 – HENRIK ZETTERBERG (Nov. 14, 2009; Detroit 7, Anaheim 4);
– Joe Carveth (Jan. 23, 1944; Detroit 15, New York Rangers 0)
– Mickey Redmond (Oct. 21, 1973; Detroit 11, California 2);
– John Ogrodnick (Dec. 4, 1984; Detroit 7, Toronto 6);
– Steve Yzerman (Nov. 17, 1990; Detroit 8, Toronto 4);
– Sergei Fedorov (Jan. 21, 1992; Detroit 7, Philadelphia 3)
– Doug Brown (Dec. 19, 1997; Detroit 5, New Jersey 4)
MOST PIM ONE GAME – 42 – Joe Kocur (Nov. 2, 1985; Detroit 5, St. Louis 5)
MOST PIM ONE PERIOD – 37 – Joe Kocur (Nov. 2, 1985; Detroit 5, St. Louis 5 Second Period)
MOST PENALTIES ONE GAME – 8 – Dennis Polonich (Mar. 24, 1976; Detroit 7, Washington 3)
– Bob Probert (Dec. 23, 1987; Buffalo 5, Detroit 2)
MOST PENALTIES ONE PERIOD – 6 – Joe Kocur (Nov. 2, 1985; Detroit 5, St. Louis 5 Second Period)

#-Shares NHL record ACTIVE PLAYERS IN CAPITALS

INDIVIDUAL RECORDS - MINIMUM 100 POINTS

RANK	PLAYER	YEARS	GP	G	A	PTS
1.	Gordie Howe	25	1687	786	1023	1809
2.	Steve Yzerman	22	1514	692	1063	1755
3.	Alex Delvecchio	24	1549	456	825	1281
4.	Nicklas Lidstrom	20	1564	264	878	1142
5.	Sergei Fedorov	13	908	400	554	954
6.	PAVEL DATSYUK	12	824	272	532	804
7.	Norm Ullman	13	875	324	434	758
8.	Ted Lindsay	14	862	335	393	728
9.	HENRIK ZETTERBERG	11	759	279	441	720
10.	Brendan Shanahan	9	716	309	324	633
11.	Reed Larson	10	708	188	382	570
12.	John Ogradnick	9	558	265	281	546
13.	Tomas Holmstrom	15	1026	243	287	530
14.	Red Kelly	13	846	162	310	472
15.	Nick Libett	12	861	217	250	467
	Gerard Gallant	9	563	207	260	467
17.	Sid Abel	12	570	184	279	463
18.	Syd Howe	12	513	188	247	435
19.	Vyacheslav Kozlov	10	607	202	213	415
20.	Igor Larionov	8	539	89	308	397
21.	Marcel Dionne	4	309	139	227	366
22.	Shawn Burr	11	659	148	214	362
23.	Kris Draper	17	1137	158	203	361
24.	JOHAN FRANZEN	9	567	180	167	347
25.	Dale McCourt	5	341	134	203	337
26.	Bruce MacGregor	11	673	151	184	335
27.	Ebbie Goodfellow	14	557	134	190	324
28.	Mickey Redmond	6	317	177	133	310
29.	Herbie Lewis	11	483	148	161	309
30.	Gary Bergman	11	706	60	243	303
31.	NIKLAS KRONWALL	10	594	62	233	295
32.	Marcel Pronovost	15	983	80	217	297
33.	Mud Bruneteau	11	411	139	138	277
	Carl Liscombe	9	373	137	140	277
35.	Larry Aurie	12	489	147	129	276
36.	Darren McCarty	13	659	120	155	275
37.	DAN CLEARY	9	592	123	150	273
38.	Steve Chiasson	8	471	67	200	267
39.	Ray Sheppard	5	274	152	113	265
40.	Bob Probert	9	474	114	145	259
41.	Walt McKechnie	5	321	89	167	256
42.	Marty Pavelich	10	634	93	159	252
43.	Valtteri Filppula	8	483	100	149	249
44.	Vaclav Nedomansky	5	364	108	139	247
45.	Dino Ciccarelli	4	254	107	133	240

RED WINGS SCORING LEADERS



ACTIVE PLAYERS IN CAPITALS

RANK	PLAYER	YEARS	GP	G	A	PTS
46.	Paul Coffey	4	231	46	193	239
47.	Joe Carveth	8	325	104	132	236
48.	Martin Lapointe	10	552	108	122	230
	Keith Primeau	6	363	97	133	230
49.	Petr Klima	6	306	130	93	223
50.	Kirk Maltby	14	908	107	115	222
52.	Ron Duguay	3	227	90	127	217
53.	Parker MacDonald	7	361	94	122	216
54.	Floyd Smith	6	347	93	122	215
	Earl Dutch Reibel	5	306	74	141	215
56.	Jiri Hudler	5	409	87	127	214
	Metro Prystai	8	431	91	123	214
58.	Willie Huber	5	372	68	140	208
59.	Brett Hull	3	245	92	115	207
60.	Brian Rafalski	4	292	35	168	204
61.	Jimmy Carson	4	240	100	102	202
62.	Red Berenson	5	283	73	128	201
63.	Dave Barr	5	293	82	118	200
64.	Adam Oates	4	246	54	145	199
65.	Kelly Kisio	4	236	68	129	197
66.	Frank Mahovlich	4	198	108	88	196
	Paul Woods	7	501	72	124	196
68.	John Sorell	8	347	96	86	182
69.	Danny Gare	5	306	86	95	181
70.	Johnny Wilson	8	379	79	100	179
71.	Vladimir Konstantinov	6	446	47	128	175
72.	Larry Murphy	5	312	35	136	171
	Doug Brown	7	427	74	97	171
74.	Don Grosso	7	235	71	99	170
	Paul Ysebaert	3	210	84	86	170
76.	Mathieu Schneider	4	231	48	116	164
77.	Mikael Samuelsson	5	282	67	93	160
78.	Ivan Boldirev	3	183	67	95	162
	Mike Foligno	3	186	77	83	160
79.	Marty Barry	4	192	60	94	154
80.	Garry Unger	4	216	84	68	152
81.	Chris Chelios	9	550	21	131	152
82.	Todd Bertuzzi	5	249	52	82	134
83.	Mathieu Dandenault	9	616	48	101	149
	Dean Prentice	4	230	60	89	149
85.	Paul Henderson	6	269	67	79	146
86.	Bill Hogaboam	6	221	61	84	145
87.	Jim McFadden	4	253	64	78	142
88.	Dennis Polonich	8	390	59	82	141
89.	Guy Charron	5	265	61	78	139
90.	Dan Maloney	3	177	56	81	137

ACTIVE PLAYERS IN CAPITALS**INDIVIDUAL RECORDS - MINIMUM 100 POINTS CONT.**

RANK	PLAYER	YEARS	GP	G	A	PTS
91.	Vic Stasiuk	8	330	52	84	136
	Errol Thompson	4	200	76	58	134
	Eddie Wares	6	216	50	84	134
94.	Joe Kocur	10	535	66	66	132
	Lee Norwood	5	259	36	96	132
96.	Jason Williams	7	247	55	76	131
	Bill Collins	4	239	54	77	131
98.	Bill Quackenbush	7	313	40	89	129
	Greg Smith	5	352	24	105	129
100.	John Chabot	4	226	29	99	128
101.	Danny Grant	4	174	64	62	126
102.	Bill Lohead	5	296	65	60	125
103.	Yves Racine	4	231	22	102	124
104.	Glen Skov	6	301	62	61	123
	Andre St. Laurent	3	172	50	73	123
106.	Dennis Hextall	4	193	39	82	121
107.	Tim Ecclestone	4	191	40	80	120
108.	Robert Lang	3	159	40	79	119
109.	Carson Cooper	5	222	68	48	116
110.	Pete Stelmowski	4	170	51	63	114
111.	George Hay	6	204	60	52	112
	Bill Gadsby	5	323	18	94	112
113.	Michel Bergeron	4	174	64	46	110
	Dwight Foster	4	215	48	62	110
	Mark Osborne	2	160	45	65	110
116.	Jack Stewart	10	502	30	79	109
117.	Gerry Couture	7	265	61	46	107
118.	Dan Labraaten	3	198	52	54	106
119.	Mike Blaisdell	3	192	44	61	105
120.	Doug Barkley	4	247	24	80	104
121.	Darren Veitch	3	153	20	83	103
	DARREN HELM	7	291	44	59	103
	Bob Goldham	6	406	11	92	103
123.	Adam Brown	5	148	58	43	101
	Brad Park	2	147	18	83	101
125.	Tony Leswick	5	302	41	59	100
	Warren Godfrey	12	528	23	77	100

ACTIVE PLAYERS IN CAPITALS

RED WINGS ALL-TIME SEASON LEADERS



Season	GOALS		ASSISTS		POINTS			PENALTIES		
	Player	Total	Player	Total	Player	G	A	TP	Player	TPM
1926-27	Sheppard	13	Sheppard	8	Sheppard	13	8	21	Sheppard	60
1927-28	Hay	22	Hay	13	Hay	22	13	35	Traub	78
1928-29	Cooper	18	Cooper	9	Cooper	18	9	27	Connors	68
1929-30	Lewis	20	Cooper	18	Cooper	18	18	36	Rockburn	97
1930-31	Goodfellow	25	Goodfellow	23	Goodfellow	25	23	48	Rockburn	118*
1931-32	Goodfellow	14	Goodfellow	16	Goodfellow	14	16	30	Noble	72
1932-33	Lewis	20	Lewis	14	Lewis	20	14	34	Evans	74
1933-34	Sorrell	21	Aurie	19	Aurie	16	19	35	Emms	51
1934-35	S. Howe	22	Aurie	29	S. Howe	22	25	47	Goodfellow	44
1935-36	Barry	21	Lewis	23	Barry	21	19	40	Goodfellow	69
1936-37	Aurie	23*	Barry	27	Barry	17	27	44	Goodfellow	43
1937-38	Liscombe	14	Barry	20	Lewis	13	18	31	Barry	34
1938-39	S. Howe	16	Barry	28	Barry	13	28	41	Conacher	39
1939-40	S. Howe	14	S. Howe	23	S. Howe	14	23	37	Orlando	54
1940-41	S. Howe	20	S. Howe	24	S. Howe	20	24	44	Orlando	99*
1941-42	Grosso	23	Abel	31	Grosso	23	30	53	Orlando	111*
1942-43	Bruneteau	23	S. Howe	35	S. Howe	20	35	55	Orlando	99*
1943-44	Liscombe	36	Liscombe	37	Liscombe	36	37	73	Jackson	76
1944-45	Carveth	26	S. Howe	36	Carveth	26	28	54	Jackson	45
1945-46	Brown	20	Carveth	18	Carveth	17	18	35	Stewart	73*
			Armstrong	18						
1946-47	Conacher	30	Taylor	46*	Taylor	17	46	63	Stewart	83
1947-48	Lindsay	33*	Abel	30	Lindsay	33	19	52	Lindsay	95
1948-49	Abel	28*	Lindsay	28	Abel	28	26	54	Lindsay	97
					Lindsay	26	28	54		
1949-50	G. Howe	35	Lindsay	55*	Lindsay	23	55	78*	Lindsay	141
1950-51	G. Howe	43*	G. Howe	43*	G. Howe	43	43	86*	Lindsay	110
1951-52	G. Howe	47*	G. Howe/Lindsay	39*	G. Howe	47	39	86*	Lindsay	123
1952-53	G. Howe	49*	G. Howe	46*	G. Howe	49	46	95*	Lindsay	111
1953-54	G. Howe	33	G. Howe	48*	G. Howe	33	48	81*	Lindsay	112
1954-55	G. Howe	29	Reibel	41	Reibel	25	41	66	Leswick	137
1955-56	G. Howe	38	G. Howe	41	G. Howe	38	41	79	Lindsay	161
1956-57	G. Howe	44*	Lindsay	55*	G. Howe	44	45	89*	Lindsay	103
									Godfrey	103
1957-58	G. Howe	33	G. Howe	44	G. Howe	33	44	77	Kennedy	135
1958-59	G. Howe	32	G. Howe	46	G. Howe	32	46	78	Goegan	111
1959-60	G. Howe	28	G. Howe	45	G. Howe	28	45	73	Morrison	62
1960-61	Ullman	28	G. Howe	49	G. Howe	23	49	72	Young	108
1961-62	G. Howe	33	G. Howe	44	G. Howe	33	44	77	Gadsby	88
1962-63	G. Howe	38*	G. Howe	48	G. Howe	38	48	86*	Young	273*
1963-64	G. Howe	26	G. Howe	47	G. Howe	26	47	73	Barkley	115
1964-65	Ullman	42	G. Howe	47	Ullman	42	41	83	Lindsay	173
1965-66	Ullman	31	G. Howe	46	G. Howe	29	46	75	Watson	133
	Delvecchio	31								
1966-67	MacGregor	28	Ullman	44	Ullman	26	44	70	Bergman	129
1967-68	G. Howe	39	Delvecchio	48	G. Howe	39	43	82	Douglas	126
1968-69	F. Mahovlich	49	G. Howe	59	G. Howe	44	59	103	Baun	121
1969-70	Unger	42	Delvecchio	47	G. Howe	31	40	71	Bergman	122
1970-71	Webster	30	Webster	37	Webster	30	37	67	Bergman	149
1971-72	Redmond	42	Dionne	49	Dionne	28	49	77	Bergman	138

RED WINGS ALL-TIME SEASON LEADERS



Season	GOALS		ASSISTS		POINTS			PENALTIES		
	Player	Total	Player	Total	Player	G	A	TP	Player	TPM
1972-73	Redmond	52	Delvecchio	53	Redmond	52	41	93	Johnston	169
1973-74	Redmond	51	Dionne	54	Dionne	24	53	78	Johnston	139
1974-75	Grant	50	Dionne	74	Dionne	47	74	121	Watson	238
1975-76	Bergeron	32	McKechnie	56	McKechnie	26	56	82	Watson	322
1976-77	McKechnie	25	McKechnie	34	McKechnie	24	34	59	Polonich	274
1977-78	McCourt	33	Larson	41	McCourt	33	39	72	Polonich	254
1978-79	Nedomansky	38	Larson	49	Nedomansky	38	35	73	Polonich	208
1979-80	Foligno	36	McCourt	51	McCourt	30	51	81	Huber	164
1980-81	Ogrodnick	35	McCourt	56	McCourt	30	56	86	Korn	246
1981-82	Ogrodnick	28	Osborne	41	Osborne	26	41	67	Larson	112
1982-83	Ogrodnick	41	Larson	52	Ogrodnick	41	44	85	Gare	107
1983-84	Ogrodnick	42	Park	53	Yzerman	39	48	87	Paterson	148
1984-85	Ogrodnick	55	Yzerman	59	Ogrodnick	55	50	105	Gare	163
1985-86	Ogrodnick	38	Kisio	48	Shedden	34	37	71	Kocur	377*
1986-87	Ashton	40	Yzerman	59	Yzerman	31	59	90	Kocur	276
1987-88	Yzerman	50	Yzerman	52	Yzerman	50	52	102	Probert	398*
1988-89	Yzerman	65	Yzerman	90	Yzerman	65	90	155	Gallant	230
1989-90	Yzerman	62	Yzerman	65	Yzerman	62	65	127	Kocur	268
1990-91	Yzerman	51	Yzerman	57	Yzerman	51	57	108	Probert	315
1991-92	Yzerman	45	Yzerman	58	Yzerman	45	58	103	Probert	276
1992-93	Yzerman	58	Yzerman	79	Yzerman	58	79	137	Probert	292
1993-94	Fedorov	56	Fedorov	64	Fedorov	56	64	120	Probert	275
1995	Sheppard	30	Coffey	44	Coffey	14	44	58	Grimson	147
1995-96	Fedorov	39	Fedorov	68	Fedorov	39	68	107	Primeau	168
1996-97	Shanahan	47	Yzerman	63	Shanahan	47	41	88	Lapointe	167
1997-98	Shanahan	28	Yzerman	45	Yzerman	24	45	69	McCarty	157
1998-99	Shanahan	31	Larionov	49	Yzerman	29	45	74	Lapointe	141
1999-2000	Shanahan	41	Lidstrom	53	Yzerman	35	44	79	Lapointe	121
2000-2001	Fedorov	32	Lidstrom	56	Shanahan	31	45	76	Lapointe	127
2001-2002	Shanahan	37	Shanahan	38	Shanahan	37	38	75	Chelios	126
2002-2003	Hull	37	Fedorov	47	Fedorov	36	47	83	McCarty	138
2003-2004	Lang	30	Lang	49	Lang	30	49	79	Shanahan	117
	Datsyuk	30								
2004-2005	---		---		---				---	
2005-2006	Shanahan	40	Lidstrom	64	Datsyuk	28	59	87	Chelios	108
2006-07	Zetterberg	33	Datsyuk	60	Datsyuk	27	60	87	Lang/Schneider	66
2007-08	Zetterberg	43	Datsyuk	66	Datsyuk	31	66	97	Downey	116
2008-09	Hossa	40	Datsyuk	65	Datsyuk	32	65	97	Lilja	66
2009-10	Datsyuk	27	Zetterberg	47	Datsyuk	27	43	70	Bertuzzi	80
					Zetterberg	23	47	70		
2010-11	Franzen	28	Zetterberg	56	Zetterberg	24	56	80	Ericsson	87
2011-12	Franzen	29	Datsyuk	48	Zetterberg	22	47	69	Bertuzzi	64
2012-13	Datsyuk	15	Zetterberg	37	Datsyuk	15	34	49	Tootoo	78
2013-14	Nyquist	28	Kronwall	41	Legwand	14	37	51	Quincey	88

*League leader

GOALS

Total	Player	Season
65	Steve Yzerman	88-89
62	Steve Yzerman	89-90
58	Steve Yzerman	92-93
56	Sergei Fedorov	93-94
55	John Ogradnick	84-85
52	Mickey Redmond	72-73
	Ray Sheppard	93-94
51	Mickey Redmond	73-74
	Steve Yzerman	90-91
50	Danny Grant	74-75
	Steve Yzerman	87-88
49	Gordie Howe	52-53
	Frank Mahovlich	68-69
47	Gordie Howe	51-52
	Marcel Dionne	74-75
47	Brendan Shanahan	96-97
45	Steve Yzerman	91-92
44	Gordie Howe (2)	56-57
		68-69
43	Gordie Howe	50-51
	HENRIK ZETTERBERG	07-08
42	Norm Ullman	64-65
	Garry Unger	69-70
	Mickey Redmond	71-72
	John Ogradnick	83-84
41	John Ogradnick	82-83
	Dino Ciccarelli	92-93
	Brendan Shanahan	99-00
40	Marcel Dionne	72-73
	Brendan Shanahan	05-06
	Marian Hossa	08-09
39	Gordie Howe	67-68
	Steve Yzerman	83-84
	Gerard Gallant	88-89
	Sergei Fedorov	95-96
	HENRIK ZETTERBERG	05-06
38	Gordie Howe (2)	55-56
		66-63
	Frank Mahovlich	69-70
	Vaclav Nedomansky	78-79
	Ron Duguay	84-85
	John Ogradnick	85-86
	Gerard Gallant	86-87
37	Petr Klima	87-88
	Brendan Shanahan	01-02
	Brett Hull	02-03
36	Carl Liscombe	43-44
	Mike Foligno	79-80
	Paul MacLean	88-89
	Gerard Gallant	89-90
	Ray Sheppard	91-92
	Steve Yzerman	95-96
	Vyacheslav Kozlov	95-96

	Sergei Fedorov	02-03
35	Mud Bruneteau	43-44
	Gordie Howe	49-50
	Vaclav Nedomansky	79-80
	John Ogradnick	80-81
	Ivan Boldirev	83-84
	Errol Thompson	79-80
	Paul Ysebaert	91-92
	Steve Yzerman	99-00
34	Gerard Gallant	87-88
	Jim Carson	91-92
	Paul Ysebaert	92-93
	Vyacheslav Kozlov	93-94
	JOHAN FRANZEN	08-09
33	Ted Lindsay	47-48
	Gordie Howe (3)	53-54
		57-58
		61-62
	HENRIK ZETTERBERG	06-07
	Parker MacDonald	62-63
	Dale McCourt	77-78
	Ron Duguay	83-84
32	Syd Howe	43-44
	Ted Lindsay	52-53
	Gordie Howe	58-59
	Michel Bergeron	75-76
	Petr Klima	85-86
	Sergei Fedorov (2)	91-92
		00-01
	Ray Sheppard	92-93
	PAVEL DATSYUK	08-09
31	Norm Ullman	65-66
	Alex Delvecchio	65-66
	Gordie Howe	69-70
	Nick Libett	71-72
	Andre St. Laurent	77-78
	Steve Yzerman	86-87
	Sergei Fedorov (2)	90-91
		01-02
	Keith Primeau	93-94
	Brendan Shanahan (2)	98-99
		00-01
	PAVEL DATSYUK	07-08
	HENRIK ZETTERBERG	08-09
30	Roy Conacher	46-47
	Ted Lindsay (2)	51-52
		56-57
	Norm Ullman	67-68
	Tom Webster	70-71
	Dale McCourt	79-80
	Dan Labraaten	79-80
	Dale McCourt	80-81
	Steve Yzerman	84-85
	Petr Klima	86-87

ACTIVE PLAYERS IN BOLD CAPITALS

RED WINGS TOP SCORING SEASONS



Ray Sheppard	95-96
Sergei Fedorov	96-97
Brett Hull	01-02
Brendan Shanahan	02-03
Robert Lang	03-04
PAVEL DATSYUK	03-04
Tomas Holmstrom	06-07

ASSISTS

Total	Player	Season
90	Steve Yzerman.....	88-89
90	Steve Yzerman.....	88-89
79	Steve Yzerman.....	92-93
74	Marcel Dionne.....	74-75
68	Sergei Fedorov	95-96
66	PAVEL DATSYUK	07-08
65	Steve Yzerman.....	89-90
	PAVEL DATSYUK	08-09
64	Sergei Fedorov	93-94
	Nicklas Lidstrom.....	05-06
63	Steve Yzerman.....	96-97
	Paul Coffey	93-94
62	Adam Oates.....	88-89
60	Paul Coffey	95-96
	PAVEL DATSYUK	06-07
	Nicklas Lidstrom.....	07-08
59	Gordie Howe.....	68-69
	Steve Yzerman (3).....	84-85
	86-87
	95-96
	PAVEL DATSYUK	05-06
58	Alex Delvecchio	68-69
	Steve Yzerman (2).....	91-92
	93-94
57	Steve Yzerman.....	90-91
56	Walt McKechnie	75-76
	Dale McCourt	80-81
	Dino Ciccarelli.....	92-93
	Nicklas Lidstrom.....	00-01
	HENRIK ZETTERBERG	10-11
55	Ted Lindsay (2).....	49-50
	56-57
54	Marcel Dionne.....	73-74
	Gerard Gallant	88-89
	Sergei Fedorov	91-92
53	Alex Delvecchio	72-73
	Brad Park.....	83-84
	Sergei Fedorov	92-93
	Nicklas Lidstrom.....	99-00
52	Reed Larson.....	82-83
	Steve Yzerman.....	87-88
51	Dale McCourt	79-80
	Ron Duguay	84-85
	Igor Larionov.....	95-96
50	Marcel Dionne.....	72-73
	John Ogronick	84-85
	Steve Chiasson.....	92-93

	Nicklas Lidstrom (2)	95-96
	01-02
49	Gordie Howe.....	60-61
	Marcel Dionne.....	71-72
	Reed Larson.....	78-79
	Peter Mahovlich	79-80
	Nicklas Lidstrom (2)	91-92
	06-07
	Igor Larionov.....	98-99
	Robert Lang	03-04
	HENRIK ZETTERBERG	07-08
	Brian Rafalski	08-09
48	Gordie Howe (2).....	53-54
	62-63
	Alex Delvecchio	67-68
	Steve Yzerman.....	83-84
	Ivan Boldirev.....	83-84
	Kelly Kisio.....	85-86
	Sergei Fedorov	90-91
	PAVEL DATSYUK	11-12
47	Gordie Howe (2).....	63-64
	64-65
	Alex Delvecchio	69-70
	Ron Duguay	83-84
	Alex Delvecchio	69-70
	Sergei Fedorov	02-03
	HENRIK ZETTERBERG	09-10
	HENRIK ZETTERBERG	11-12
46	Billy Taylor.....	46-47
	Gordie Howe (3).....	52-53
	58-59
	65-66
	HENRIK ZETTERBERG	05-06
	Nicklas Lidstrom	93-94
	Nicklas Lidstrom	10-11
45	Gordie Howe (2).....	56-57
	59-60
	Alex Delvecchio	71-72
	Reed Larson	84-85
	Brendan Shanahan	00-01
	Darren Veitch	86-87
	Steve Yzerman (2).....	97-98
	98-99
	NIKLAS KRONWALL	08-09
44	Gordie Howe (2).....	57-58
	61-62
	Alex Delvecchio	62-63
	Norm Ullman.....	66-67
	Reed Larson.....	79-80
	John Ogronick	82-83
	John Chabot	87-88
	Gerard Gallant	89-90
	Paul Coffey	95
	Steve Yzerman.....	99-00
	Nicklas Lidstrom.....	02-03
	Brian Rafalski	10-11

ACTIVE PLAYERS IN BOLD CAPITALS

ASSISTS CONT.

Total	Player	Season
43	Gordie Howe (2)	50-51 67-68
	Alex Delvecchio (2)	52-53 61-62
	Dale McCourt	78-79
	Mickey Redmond	72-73
	Red Berenson	71-72
	Reed Larson	77-78
	Mark Osborne	81-82
	Mark Kiseo	84-85
	Nicklas Lidstrom (2)	98-99 08-09
	PAVEL DATSYUK	09-10
	Valtteri Filppula	11-12
42	Norm Ullman	60-61
	Alex Delvecchio	64-65
	Red Berenson	73-74
	Keith Primeau	93-94
	Igor Larionov	96-97
	Nicklas Lidstrom (2)	96-97 97-98
	Larry Murphy	98-99
	Robert Lang	05-06
	Brian Rafalski	07-08
	HENRIK ZETTERBERG	08-09
41	Dutch Reibel	54-55
	Gordie Howe	55-56
	Norm Ullman (2)	60-61 65-66
	Ray Sheppard	93-94
	Brendan Shanahan (2)	96-97 05-06
	Larry Murphy	97-98
	Mathieu Schneider	06-07
	NIKLAS KRONWALL	13-14

POINTS

155	Steve Yzerman	88-89
137	Steve Yzerman	92-93
127	Steve Yzerman	89-90
120	Sergei Fedorov	93-94
121	Marcel Dionne	74-75
108	Steve Yzerman	90-91
107	Sergei Fedorov	95-96
105	John Ogradnick	84-85
103	Gordie Howe	68-69
	Steve Yzerman	91-92
102	Steve Yzerman	87-88
97	Dino Ciccarelli	92-93
	PAVEL DATSYUK (2)	07-08 08-09
95	Gordie Howe	52-53
	Steve Yzerman	95-96

93	Mickey Redmond	72-73
	Gerard Gallant	88-89
	Ray Sheppard	93-94
92	HENRIK ZETTERBERG	07-08
90	Marcel Dionne	72-73
	Steve Yzerman	86-87
89	Gordie Howe	56-57
	Ron Duguay	84-85
	Steve Yzerman	84-85
87	Steve Yzerman	83-84
	Sergei Fedorov	92-93
	Brendan Shanahan	96-97
	PAVEL DATSYUK (2)	05-06 06-07
86	Gordie Howe (3)	50-51 51-52 62-63
	Danny Grant	74-75
	Dale McCourt	80-81
	Sergei Fedorov	91-92
85	Ted Lindsay	56-57
	John Ogradnick	82-83
	Steve Yzerman	96-97
	HENRIK ZETTERBERG	05-06
83	Norm Ullman	64-65
	Alex Delvecchio	68-69
	Ivan Boldirev	83-84
	Sergei Fedorov	02-03
82	Gordie Howe	67-68
	Walt McKechnie	75-76
	Steve Yzerman	93-94
81	Gordie Howe	53-54
	Dale McCourt	79-80
	Brendan Shanahan	05-06
80	Ron Duguay	83-84
	Gerard Gallant	89-90
	Nicklas Lidstrom	05-06
	HENRIK ZETTERBERG	10-11
79	Gordie Howe	55-56
	Sergei Fedorov	90-91
	Steve Yzerman	99-00
	Robert Lang	03-04
78	Ted Lindsay	49-50
	Gordie Howe	58-59
	Frank Mahovlich	68-69
	Marcel Dionne	73-74
	John Ogradnick	83-84
	Adam Oates	88-89
	Brendan Shanahan	99-00
77	Gordie Howe (2)	57-58 61-62
	Marcel Dionne	71-72
	Mickey Redmond	73-74
	Paul Coffey	93-94

ACTIVE PLAYERS IN BOLD CAPITALS

RED WINGS TOP SCORING SEASONS



76	Gordie Howe.....	64-65
	Brendan Shanahan	00-01
	Brett Hull	02-03
75	Gordie Howe.....	65-66
	Paul Ysebaert.....	91-92
	Brendan Shanahan	01-02
74	Vaclav Nedomansky	79-80
	Reed Larson.....	82-83
	Steve Yzerman.....	98-99
	Paul Coffey	95-96
73	Carl Liscombe.....	43-44
	Gordie Howe (2).....	59-60
	63-64
	Vaclav Nedomansky	78-79
	Gerard Gallant	87-88
	Vyacheslav Kozlov	93-94
	Keith Primeau	93-94
	Vyacheslav Kozlov	95-96
	Igor Larionov.....	95-96
	Nicklas Lidstrom	99-00
	HENRIK ZETTERBERG	08-09
72	Gordie Howe.....	60-61
	Norm Ullman	65-66
	Dale McCourt	77-78
	Gerard Gallant	86-87
71	Ted Lindsay	52-53
	Gordie Howe.....	69-70
	Mickey Redmond.....	71-72
	Alex Delvecchio	72-73
	Dale McCourt	78-79
	Mike Foligno	79-80
	Paul MacLean	88-89
	Nicklas Lidstrom	00-01
	Marian Hossa.....	08-09
	Norm Ullman (2).....	60-61
70	66-67
	Alex Delvecchio	67-68
	Frank Mahovlich.....	69-70
	Andre St. Laurent.....	77-78
	John Ogrodnick (2).....	80-81
	85-86
	Nicklas Lidstrom	07-08
	PAVEL DATSYUK.....	09-10
	HENRIK ZETTERBERG	09-10

GOALTENDERS' ALL-TIME RECORDS (BY WINS)

PLAYER	YRS	GP	WON	LOST	TIED	GA	SO	AVG
Terry Sawchuk	14	734	352	244	130	1782	85	2.46
Chris Osgood	14	565	317	149	46	1344	39	2.49
Harry Lumley	7	324	163	105	56	890	26	2.75
JIMMY HOWARD	8	285	152	86	0	669	18	2.41
Roger Crozier	7	313	131	121	41	853	20	2.93
Tim Cheveldae	6	264	128	93	30	851	9	3.39
Greg Stefan	9	299	115	127	30	1068	5	3.92
Dominik Hasek	4	176	114	39	10	368	20	2.13
Manny Legace	6	180	112	34	16	368	13	2.18
Jim Rutherford	10	314	97	165	43	1114	10	3.69
Roy Edwards	6	221	95	74	34	601	12	2.94
Norm Smith	7	178	76	71	31	417	17	2.26
Glenn Hall	4	148	74	45	29	314	17	2.12
John Mowers	4	152	65	61	26	399	15	2.56
Glen Hanlon	5	186	65	71	26	569	7	3.47
Mike Vernon	3	95	53	24	14	225	4	2.40
Curtis Joseph	2	92	50	29	9	216	7	2.46
John Ross Roach	3	90	41	34	14	201	15	2.20
Clarence Dolson	3	93	35	41	17	192	16	1.98
Hank Bassen	6	98	33	38	19	274	3	2.99
Cecil Thompson	2	85	32	41	12	225	7	2.65
Ty Conklin	2	55	30	17	0	138	7	2.71
Harry Holmes	2	85	30	45	10	179	17	1.98
Rogie Vachon	2	109	30	57	19	398	4	3.74
Corrado Micallef	5	113	26	59	15	409	2	4.23
Connie Dion	2	38	23	11	4	119	1	3.13
Eddie Giacomin	3	71	23	37	7	234	5	3.47
Gilles Gilbert	3	95	21	48	16	365	0	4.18
JONAS GUSTAVSSON	2	34	18	9	0	85	1	2.92
Al Smith	1	43	18	20	4	135	4	3.24
Alex Connell	1	48	18	20	10	108	6	2.25
Vince Riendeau	3	32	17	8	2	89	0	3.28
Doug Grant	3	46	17	22	2	182	1	4.34
Wilf Cude	1	29	15	6	8	47	4	1.52
Ken Wregget	1	29	14	10	2	70	0	2.66
Joey MacDonald	3	37	14	15	0	87	1	2.62
Bill Beveridge	1	39	14	20	5	109	2	2.71
Kevin Hodson	4	35	13	7	4	64	4	2.37
Joe Daley	1	29	11	10	5	85	0	3.15
Bob Sauve	1	41	11	25	4	165	0	4.19
Norm Maracle	2	20	10	7	2	37	0	2.22
Ed Mio	3	49	10	20	5	205	1	5.00
Ron Low	1	32	9	12	9	102	1	3.37
Denis DeJordy	2	25	8	12	3	87	1	3.86
Jim Franks	2	18	7	8	3	72	1	4.00
George Gardner	3	24	7	7	3	69	0	3.59
Andy Brown	2	17	6	6	3	57	0	3.80
Larry Lozinski	1	30	6	11	7	105	0	4.32
Mark Laforest	2	33	6	22	0	126	1	4.71
Dennis Riffin	2	18	5	9	2	54	1	3.27
Bill McKenzie	2	26	5	13	6	101	1	4.15
Sam St. Laurent	4	30	5	11	4	79	0	3.76
Bob Essensa	1	13	4	7	2	34	1	2.62
Bill Ranford	1	4	3	0	1	8	0	1.96
Greg Millen	1	10	3	2	3	22	0	2.71
PETR MRAZEK	2	11	3	5	0	17	2	1.80
Don McLeod	1	14	3	7	0	60	0	5.16
Terry Richardson	4	19	3	10	0	75	0	5.39
Dave Gatherum	1	3	2	1	0	3	1	1.00
Bob Perreault	1	3	2	1	0	9	1	3.00
Harvey Teno	1	5	2	3	0	15	0	3.00

ACTIVE PLAYERS IN BOLD CAPITALS

GOALTENDERS' ALL-TIME RECORDS (BY WINS)

PLAYER	YRS	GP	WON	LOST	TIED	GA	SO	AVG
Herb Stuart	1	3	1	2	0	5	0	1.67
Gerry Gray	1	7	1	4	1	30	0	4.73
Peter Ing	1	3	1	2	0	15	0	5.29
Marc Lamothe	1	2	1	0	1	3	0	1.44
Abbie Cox	1	1	0	0	1	4	0	4.00
Joe Turner	1	1	0	0	1	3	0	3.00
Ralph Almas	2	2	0	1	1	8	0	4.00
Ken Holland	1	3	0	1	1	11	0	4.11
Claude Legris	2	4	0	1	1	4	0	2.66
Pete McDuffe	1	4	0	3	1	22	0	5.50
Allan Bester	2	4	0	3	0	15	0	4.31
Darren Eliot	1	3	0	0	1	9	0	5.57
Alain Chevrier	1	3	0	3	0	11	0	6.11
Carl Wetzel	1	2	0	1	0	4	0	8.00
Claude Bourque	1	1	0	1	0	3	0	3.00
Alf Moore	1	1	0	1	0	3	0	3.00
Pat Rupp	1	1	0	1	0	4	0	4.00
Harrison Gray	1	1	0	1	0	5	0	7.50
Al Jensen	1	1	0	1	0	7	0	7.00
Gillies Boisvert	1	3	0	3	0	9	0	3.00
Dave Gagnon	1	2	0	1	0	6	0	10.29
Scott King	2	2	0	0	0	3	0	2.95
Chris Pusey	1	1	0	0	0	3	0	4.50
Tom McGratton	1	1	0	0	0	1	0	7.50
Lefty Wilson	1	1	0	0	0	0	0	0.00

ACTIVE PLAYERS IN BOLD CAPITALS

GOALTENDING LEADERS REGULAR SEASON (MINIMUM 30 WINS)

SHUTOUTS

T. Sawchuk - 12	51-52, 53-54, 54-55
G. Hall - 12	55-56
H. Holmes - 11	27-28
T. Sawchuk - 11	50-51
J. R. Roach - 10	32-33
C. Dolson - 10	28-29
T. Sawchuk - 9	52-53
D. Hasek - 8	06-07
H. Lumley - 7	47-48, 49-50
R. Crozier - 7	65-66
M. Legace - 7	05-06
H. Holmes - 6	26-27
C. Dolson - 6	30-31
A. Connell - 6	31-32
N. Smith - 6	35-36, *36-37
H. Lumley - 6	48-49
R. Crozier - 6	64-65
R. Edwards - 6	*72-73
C. Osgood - 6	96-97, 97-98, 99-00
T. Conklin - 6	08-09
J. HOWARD - 6	11-12
J. HOWARD - 5	12-13
C. Osgood - 5	95-96
D. Hasek - 5	01-02, 07-08
C. Joseph - 5	02-03
G. Hanlon - 4	*87-88
T. Cheveldae - 4	92-93
C. Osgood - 4	07-08

C. Osgood - 3	98-99
M. Legace - 3	03-04
J. HOWARD - 3	09-10

WINS

T. Sawchuk - 44	50-51, 51-52
+D. Hasek - 41	01-02
T. Sawchuk - 40	54-55
R. Crozier - 40	64-65
+C. Osgood - 39	95-96
G. Hall - 38	56-57
T. Cheveldae - 38	91-92
D. Hasek - 38	06-07
J. HOWARD - 37	09-10
J. HOWARD - 37	10-11
M. Legace - 37	05-06
T. Sawchuk - 35	53-54
J. HOWARD - 35	11-12
H. Lumley - 34	48-49
C. Osgood - 34	98-99
C. Joseph - 34	02-03
H. Lumley - 33	49-50
C. Osgood - 33	97-98
T. Sawchuk - 32	52-53
H. Lumley - 30	47-48
G. Hall - 30	55-56
C. Osgood - 30	99-00

+ - Led NHL, * - Shared NHL lead

SEASON-BY-SEASON GOALTENDING RECORDS

SEASON	GAMES	WINS	SHUTOUTS	G.A.A.
1926-27	Holmes 41	Holmes 11	Holmes 6	Holmes 2.23
1927-28	Dolson 44	Dolson 19	Dolson 11	Dolson 1.73
1928-29	Dolson 44	Dolson 19	Dolson 10	Dolson 1.37
1929-30	Beveridge 39	Beveridge 14	Beveridge 2	Beveridge 2.71
1930-31	Dolson 44	Dolson 16	Dolson 6	Dolson 2.29
1931-32	Connell 48	Connell 18	Connell 6	Connell 2.12
1932-33	Roach 48	Roach 25	Roach 10	Roach 1.88
1933-34	Cude 29	Cude 15	Cude 4	Cude 1.52
1934-35	Smith 25	Smith 12	Roach 4	Smith 2.01
1935-36	Smith 48	Smith 24	Smith 6	Smith 2.04
1936-37	Smith 48	Smith 25	Smith 6	Smith 2.05
1937-38	Smith 47	Smith 11	Smith 3	Smith 2.66
1938-39	Thompson 39	Thompson 16	Thompson 4	Thompson 2.53
1939-40	Thompson 46	Thompson 16	Thompson 3	Thompson 2.54
1940-41	Mowers 48	Mowers 21	Mowers 4	Mowers 2.01
1941-42	Mowers 47	Mowers 19	Mowers 5	Mowers 3.00
1942-43	Mowers 50	Mowers 25	Mowers 6	Mowers 2.47
1943-44	Dion 26	Dion 17	Dion/Franks 1	Dion 3.08
1944-45	Lumley 37	Lumley 24	Lumley 1	Lumley 3.22
1945-46	Lumley 50	Lumley 20	Lumley 2	Lumley 3.18
1946-47	Lumley 52	Lumley 22	Lumley 3	Lumley 3.06
1947-48	Lumley 60	Lumley 30	Lumley 7	Lumley 2.46
1948-49	Lumley 60	Lumley 34	Lumley 6	Lumley 2.42
1949-50	Lumley 63	Lumley 33	Lumley 7	Lumley 2.35
1950-51	Sawchuk 70	Sawchuk 44	Sawchuk 11	Sawchuk 1.99
1951-52	Sawchuk 70	Sawchuk 44	Sawchuk 12	Sawchuk 1.90
1952-53	Sawchuk 63	Sawchuk 32	Sawchuk 9	Sawchuk 1.90
1953-54	Sawchuk 67	Sawchuk 35	Sawchuk 12	Sawchuk 1.94
1954-55	Sawchuk 68	Sawchuk 40	Sawchuk 12	Sawchuk 1.96
1955-56	Hall 70	Hall 30	Hall 12	Hall 2.11
1956-57	Hall 70	Hall 38	Hall 4	Hall 2.24
1957-58	Sawchuk 70	Sawchuk 29	Sawchuk 3	Sawchuk 2.96
1958-59	Sawchuk 67	Sawchuk 23	Sawchuk 5	Sawchuk 3.12
1959-60	Sawchuk 58	Sawchuk 24	Sawchuk 5	Sawchuk 2.69
1960-61	Sawchuk 37	Bassen 13	Sawchuk 2	Bassen 2.89
1961-62	Sawchuk 43	Sawchuk 14	Sawchuk 5	Bassen 2.81
1962-63	Sawchuk 48	Sawchuk 23	Sawchuk 3	Sawchuk 2.48
1963-64	Sawchuk 53	Sawchuk 24	Sawchuk 5	Sawchuk 2.60
1964-65	Crozier 70	Crozier 40	Crozier 6	Crozier 2.42
1965-66	Crozier 64	Crozier 28	Crozier 7	Crozier 2.78
1966-67	Crozier 58	Crozier 22	Crozier 4	Crozier 3.35
1967-68	Edwards 42	Edwards 15	Crozier 1	Crozier 3.30
1968-69	Edwards 40	Edwards 18	Edwards 4	Edwards 2.54
1969-70	Edwards 47	Edwards 24	Edwards 2	Edwards 2.59
1970-71	Edwards 37	Edwards 11	Rutherford 1	Edwards 3.39
1971-72	Smith 43	Smith 18	Smith 4	Daley 3.15
1972-73	Edwards 52	Edwards 27	Edwards 6`	Edwards 2.63

SEASON-BY-SEASON GOALTENDING RECORDS



SEASON	GAMES	WINS	SHUTOUTS	G.A.A.
1973-74	Grant 37	Grant 15	McKenzie/Grant 1	Rutherford 3.63
1974-75	Rutherford 59	Rutherford 20	Rutherford 2	Rutherford 3.74
1975-76	Rutherford 44	Rutherford 13	Rutherford 4	Giacomin 3.45
1976-77	Rutherford 48	Giacomin 8	Giacomin 3	Giacomin 3.58
1977-78	Rutherford 43	Rutherford 13	Rutherford/ Low 1	Rutherford 3.26
1978-79	Vachon 50	Rutherford 13	Rutherford 1	Rutherford 3.27
1979-80	Vachon 59	Vachon 20	Vachon 4	Vachon 3.61
1980-81	Gilbert 48	Gilbert 11		Gilbert 4.01
1981-82	Sauve 41	Sauve 11		Sauve 4.19
1982-83	Stefan 35	Micallef 11	Micallef 2	Micallef 3.62
1983-84	Stefan 50	Stefan 19	Stefan 2	Stefan 3.51
1984-85	Stefan 46	Stefan 21		Stefan 4.33
1985-86	Stefan 37	Stefan 10	Stefan/ Laforest 1	Stefan 4.50
1986-87	Stefan 43	Stefan 20	Hanlon/ Stefan 1	Hanlon 3.56
1987-88	Hanlon 47	Hanlon 22	Hanlon 4	Stefan 3.11
1988-89	Stefan 46	Stefan 21	Hanlon 1	Hanlon 3.56
1989-90	Hanlon 45	Hanlon 14	Hanlon 3	Cheveldae 3.79
1990-91	Cheveldae 65	Cheveldae 30	Cheveldae 2	Cheveldae 3.55
1991-92	Cheveldae 72	Cheveldae 38	Cheveldae 2	Cheveldae 3.20
1992-93	Cheveldae 67	Cheveldae 34	Cheveldae 4	Cheveldae 3.25
1993-94	Osgood 41	Osgood 23	Osgood 2	Osgood 2.86
1994-95	Vernon 31	Vernon 19	Osgood/ Vernon 1	Osgood 2.26
1995-96	Osgood 50	Osgood 39	Osgood 5	Osgood 2.17
1996-97	Osgood 47	Osgood 23	Osgood 6	Osgood 2.30
1997-98	Osgood 64	Osgood 33	Osgood 6	Osgood 2.21
1998-99	Osgood 63	Osgood 34	Osgood 3	Osgood 2.42
1999-00	Osgood 53	Osgood 30	Osgood 6	Osgood 2.40
2000-01	Osgood 52	Osgood 25	Legace 2	Legace 2.05
2001-02	Hasek 65	Hasek 41	Hasek 5	Hasek 2.17
2002-03	Joseph 61	Joseph 34	Joseph 5	Legace 2.18
2003-04	Legace 41	Legace 23	Legace 3	Legace 2.12
2004-05	---	---	---	---
2005-06	Legace 51	Legace 37	Legace 7	Legace 2.19
2006-07	Hasek 56	Hasek 38	Hasek 8	Hasek 2.05
2007-08	Osgood 43	Osgood/Hasek 27	Hasek 5	Osgood 2.09
2008-09	Osgood 46	Osgood 26	Conklin 6	Conklin 2.51
2009-10	Howard 63	Howard 37	Howard 3	Howard 2.26
2010-11	Howard 63	Howard 37	Howard 2	Howard 2.79
2011-12	Howard 57	Howard 35	Howard 6	Howard 2.13
2012-13	Howard 42	Howard 21	Howard 5	Howard 2.13
2013-14	Howard 51	Howard 21	Howard/Mrazek 2	Gustavsson 2.63

DETROIT RED WINGS ALL-STARS



GOALIE	NO. TIMES SELECTED	SEASON AND TEAM
John Ross Roach	1	1933 (1st Team)
Normie Smith	1	1937 (1st)
John Mowers	1	1943 (1st)
Glenn Hall	2	1956 (2nd), 1957 (1st)
Terry Sawchuk	7	1951 (1st), 1952 (1st), 1953 (1st), 1954 (2nd), 1955 (2nd), 1959 (2nd), 1963 (2nd)
Roger Crozier	1	1965 (1st)
Chris Osgood	1	1996 (2nd)
DEFENSE	NO. TIMES SELECTED	SEASON AND TEAM
Ebbie Goodfellow	3	1936 (2nd), 1937 (1st), 1940 (1st)
Jack Stewart	5	1943 (1st), 1946 (2nd), 1947 (2nd), 1948 (1st), 1949 (1st)
Flash Hollett	1	1945 (1st)
Bill Quackenbush	3	1947 (2nd), 1948 (1st), 1949 (1st)
Leo Reise	2	1950 (2nd), 1951 (2nd)
Bob Goldham	1	1955 (2nd)
Red Kelly	8	1950 (2nd), 1951 (1st), 1952 (1st), 1953 (1st), 1954 (1st), 1955 (1st), 1956 (2nd), 1957 (1st)
Marcel Pronovost	4	1958 (2nd), 1959 (2nd), 1960 (1st), 1961 (1st)
Bill Gadsby	1	1965 (2nd)
Carl Brewer	1	1970 (2nd)
Paul Coffey	1	1995 (1st)
Vladimir Konstantinov	1	1996 (2nd)
Nicklas Lidstrom	12	1998 (1st), 1999 (1st), 2000 (1st), 2001 (1st), 2002 (1st), 2003 (1st), 2006 (1st), 2007 (1st), 2008 (1st), 2009 (2nd), 2010 (2nd), 2011 (1st)
Chris Chelios	1	2002 (1st)
LEFT WING	NO. TIMES SELECTED	SEASON AND TEAM
Sid Abel	1	1942 (2nd)
Syd Howe	1	1945 (2nd)
Ted Lindsay	9	1948 (1st), 1949 (2nd), 1950 (1st), 1951 (1st), 1952 (1st), 1953 (1st), 1954 (1st), 1956 (1st), 1957 (1st)
Alex Delvecchio	1	1959 (2nd)
Frank Mahovlich	2	1969 (2nd), 1970 (2nd)
John Ogradnick	1	1985 (1st)
Gerard Gallant	1	1989 (2nd)
Brendan Shanahan	2	2000 (1st), 2002 (2nd)
HENRIK ZETTERBERG	1	2008 (2nd)
CENTER	NO. TIMES SELECTED	SEASON AND TEAM
Cooney Weiland	1	1935 (2nd)
Marty Barry	1	1937 (1st)
Sid Abel	3	1949 (1st), 1950 (1st), 1951 (2nd)
Alex Delvecchio	1	1953 (2nd)
Norm Ullman	2	1965 (1st), 1967 (2nd)
Sergei Fedorov	1	1994 (1st)
Steve Yzerman	1	2000 (1st)
PAVEL DATSYUK	1	2009 (2nd)
RIGHT WING	NO. TIMES SELECTED	SEASON AND TEAM
Larry Aurie	1	1937 (1st)
Gordie Howe	*21	1949 (2nd), 1950 (2nd), 1951 (1st), 1952 (1st), 1953 (1st), 1954 (1st), 1956 (2nd), 1957 (1st), 1958 (1st), 1959 (2nd), 1960 (1st), 1961 (2nd), 1962 (2nd), 1963 (1st), 1964 (2nd), 1965 (2nd), 1966 (1st), 1967 (2nd), 1968 (1 st), 1969 (1st), 1970 (1st)
Mickey Redmond	2	1973 (1st), 1974 (2nd)
COACH		
Jack Adams	3	1937 (1st), 1943 (1st), 1945 (2nd)
Bobby Kromm	1	Jack Adams Trophy 1978
Jacques Demers	2	Jack Adams Trophy 1987, 1988
Scotty Bowman	1	Jack Adams Trophy 1996
Dave Lewis	1	2004

*-NHL Record

ACTIVE PLAYERS IN BOLD CAPITALS

RED WINGS NHL TROPHY WINNERS



ART ROSS TROPHY (Points Leader)

Ted Lindsay	1949-50
Gordie Howe	1950-51
Gordie Howe	1951-52
Gordie Howe	1952-53
Gordie Howe	1953-54
Gordie Howe	1956-57
Gordie Howe	1962-63

HART TROPHY (Most Valuable Player)

Ebbie Goodfellow	1939-40
Sid Abel	1948-49
Gordie Howe	1951-52
Gordie Howe	1952-53
Gordie Howe	1956-57
Gordie Howe	1957-58
Gordie Howe	1959-60
Gordie Howe	1962-63
Sergei Fedorov	1993-94

VEZINA TROPHY (Best Goalie)

Norm Smith	1936-37
John Mowers	1942-43
Terry Sawchuk	1951-52
Terry Sawchuk	1952-53
Terry Sawchuk	1954-55

NORRIS TROPHY (Best Defenseman)

Red Kelly	1953-54
Paul Coffey	1995
Nicklas Lidstrom	2000-01
Nicklas Lidstrom	2001-02
Nicklas Lidstrom	2002-03
Nicklas Lidstrom	2005-06
Nicklas Lidstrom	2006-07
Nicklas Lidstrom	2007-08
Nicklas Lidstrom	2010-11

CALDER TROPHY (Rookie of the Year)

Carl Voss	1932-33
Jim McFadden	1947-48
Terry Sawchuk	1950-51
Glenn Hall	1955-56
Roger Crozier	1964-65

FRANK J. SELKE TROPHY (Best Defensive Forward)

Sergei Fedorov	1993-94
Sergei Fedorov	1995-96
Steve Yzerman	1999-2000
Kris Draper	2003-04
PAVEL DATSYUK	2007-08
PAVEL DATSYUK	2008-09
PAVEL DATSYUK	2009-10

WILLIAM M. JENNINGS TROPHY (Fewest Goals-Against)

Chris Osgood & Mike Vernon	95-96
Chris Osgood & Dominik Hasek	2007-08

LADY BYNG TROPHY (Sportsmanship & Ability)

Marty Barry	1936-37
Bill Quackenbush	1948-49
Red Kelly	1950-51
Red Kelly	1952-53
Red Kelly	1953-54
Dutch Reibel	1955-56
Alex Delvecchio	1958-59
Alex Delvecchio	1965-66
Alex Delvecchio	1968-69

Marcel Dionne	1974-75
PAVEL DATSYUK	2005-06
PAVEL DATSYUK	2006-07
PAVEL DATSYUK	2007-08
PAVEL DATSYUK	2008-09

TED LINDSAY AWARD (Outstanding Performer Selected by Players' Assn.)

Steve Yzerman	1988-89
Sergei Fedorov	1993-94

PLUS-MINUS AWARD (Plus-Minus Leader)

Paul Ysebaert	1991-92
Vladimir Konstantinov	1995-96
Chris Chelios	2001-02
PAVEL DATSYUK	2007-08

CONN SMYTHE TROPHY (Playoff MVP)

Roger Crozier	1966
Mike Vernon	1997
Steve Yzerman	1998
Nicklas Lidstrom	2002
HENRIK ZETTERBERG	2008

JACK ADAMS AWARD (Coach of the Year)

Bobby Kromm	1977-78
Jacques Demers	1986-87
Jacques Demers	1987-88
Scotty Bowman	1995-96

BILL MASTERTON TROPHY (Perseverance, Sportsmanship and Dedication to Hockey)

Brad Park	1983-84
Steve Yzerman	2002-03

LESTER PATRICK TROPHY (Outstanding Service to U.S. Hockey)

Jack Adams	1966
James Norris Sr.	1967
Gordie Howe	1967
Terry Sawchuk	1971
James D. Norris	1972
"Cooney" Weiland	1972
Alex Delvecchio	1974
Tommy Ivan	1975
Bruce A. Norris	1976
Murray Armstrong	1977
John Bucyk	1977
John Ziegler Jr.	1984
Keith Allen	1988
Bud Poile	1989
MIKE ILTCH	1991
Al Arbour	1992
Max McNab	1998
Scotty Bowman	2001
Reed Larson	2006
Red Berenson	2006
Steve Yzerman	2006
Marcel Dionne	2006
Ted Lindsay	2008
JIM DEVELLANO	2009

KING CLANCY AWARD (Leadership Qualities, Noteworthy Humanitarian Contribution)

Brendan Shanahan	2002-03
------------------	---------

NHL FOUNDATION PLAYER AWARD (Leader in the Community)

Darren McCarty	2002-03
HENRIK ZETTERBERG	2012-13

ACTIVE PLAYER/OWNER IN BOLD CAPITALS

RED WINGS IN HOCKEY HALL OF FAME

Sid Abel 1969	Ebbie Goodfellow 1963	Reg Noble 1962
Keith Allen 1996	Glenn Hall 1975	Bruce A. Norris 1969
Jack Adams 1959	Doug Harvey 1973	James Norris 1958
Al Arbour 1996	Dominik Hasek 2014	James D. Norris 1962
Marty Barry 1965	George Hay 1958	Adam Oates 2012
Andy Bathgate 1978	Hap Holmes 1972	Brad Park 1988
Leo Boivin 1986	Gordie Howe 1972	Bud Poile 1990
Scotty Bowman 1991	Mark Howe 2011	Marcel Pronovost 1978
John Bucyk 1981	Syd Howe 1965	Bill Quackenbush 1976
Chris Chelios 2013	Brett Hull 2009	Mickey Redmond 2011
Dino Ciccarelli 2010	Michael Ilitch 2003	Luc Robitaille 2009
Paul Coffey 2004	Tommy Ivan 1974	Borje Salming 1996
Charlie Conacher 1961	Duke Keats 1958	Terry Sawchuk 1971
Roy Conacher 1998	Red Kelly 1969	Earl Seibert 1964
Alex Connell 1958	Brian Kilrea 2003	Brendan Shanahan 2013
Murray Costello 2005	Igor Larionov 2008	Darryl Sittler 1989
Alex Delvecchio 1977	Herbie Lewis 1989	Jack Stewart 1964
Jim Devellano 2010	Ted Lindsay 1966	Cecil "Tiny" Thompson 1959
Marcel Dionne 1992	Harry Lumley 1980	Norm Ullman 1982
Bernie Federko 2002	Budd Lynch 1985	Carl Voss 1974
Viacheslav Fetisov 2001	Frank Mahovlich 1981	Jack Walker 1960
Frank Foyston 1958	Bruce Martyn 1991	Harry Watson 1994
Frank Frederickson 1958	Mike Modano 2014	Cooney Weiland 1971
Bill Gadsby 1970	Larry Murphy 2004	Steve Yzerman 2009
Ed Giacomin 1987	Harry Neale 2013	John A. Ziegler Jr. 1987

MEMBERS OF RED WINGS HALL OF FAME

Sid Abel 1944	Gordie Howe 1985	James Norris 1959
Jack Adams 1945	Syd Howe 1944	James D. Norris 1968
Larry Aurie 1944	Tommy Ivan 1977	Marguerite Norris 1977
Marty Barry 1944	Red Kelly 1978	Jimmy Orlando 1962
Mud Bruneteau 1944	Herb Lewis 1944	Marcel Pronovost 1978
Joe Carveth 1978	Ted Lindsay 1962	Bill Quackenbush 1961
Carson Cooper 1949	Carl Liscombe 1964	Terry Sawchuk 1971
Alex Delvecchio 1978	Carl Mattson 1978	Jimmy Skinner 1977
Bill Gadsby 1978	Bucko McDonald 1961	Norm Smith 1963
Ebbie Goodfellow 1944	John Mowers 1946	Jack Stewart 1944
Don Grosso 1947	Reg Noble 1944	Frank "Honey" Walker 1954
George Hay 1944	Bruce A. Norris 1968	Doug Young 1951

RED WINGS BIGGEST VICTORIES & DEFEATS



RED WINGS BIGGEST VICTORIES (SCORING 10 GOALS OR MORE)

SEASON	DATE	OPPONENT	SCORE
1930-31	Dec. 25	Toronto	10-1
1934-35	Dec. 13	at St. Louis	11-2
1941-42	Jan. 4	Montreal	10-0
1942-43	Nov. 5	NY Rangers	12-5
1943-44	Jan. 23	NY Rangers	15-0
1943-44	Feb. 3	NY Rangers	12-2
1943-44	Mar. 16	Boston	10-9
1944-45	Nov. 2	NY Rangers	10-3
1944-45	Dec. 27	NY Rangers	11-3
1944-45	Mar. 4	Boston	10-4
1946-47	Mar. 16	at Chicago	10-6
1948-49	Dec. 29	Boston	10-2
1950-51	Feb. 7	Chicago	11-3
1952-53	Nov. 22	Chicago	10-1
1952-53	Dec. 11	at Boston	10-1
1952-53	Mar. 2	Boston	10-2
1964-65	Mar. 18	Boston	10-3
1965-66	Dec. 2	Boston	10-2
1973-74	Oct. 21	California	11-2
1977-78	Nov. 16	St. Louis	10-1
1981-82	Oct. 29	Calgary	12-4
1981-82	Nov. 5	Los Angeles	10-2
1984-85	Feb. 27	Vancouver	11-5
1987-88	Nov. 25	Winnipeg	10-8
1987-88	Dec. 4	Chicago	12-0
1991-92	Nov. 7	St. Louis	10-3
1991-92	Feb. 15	San Jose	11-1
1992-93	Nov. 23	Tampa Bay	10-5
1992-93	Nov. 25	St. Louis	11-6
1993-94	Nov. 27	Dallas	10-4
1993-94	Jan. 6	at San Jose	10-3
1995-96	Dec. 2	at Montreal	11-1

RED WINGS BIGGEST DEFEATS (ALLOWING 10 GOALS OR MORE)

SEASON	DATE	OPPONENT	SCORE
1939-40	Feb. 13	at Boston	10-3
1941-42	Jan. 25	at NY Rangers	11-2
1945-46	Mar. 17	Toronto	11-7
1958-59	Mar. 7	at Montreal	10-2
1964-65	Dec. 5	at Toronto	10-2
1966-67	Apr. 1	at NY Rangers	10-5
1970-71	Jan. 2	at Toronto	13-0
1970-71	Mar. 16	Boston	11-4
1973-74	Feb. 2	at Philadelphia	12-2
1974-75	Oct. 23	at Atlanta	10-1
1979-80	Mar. 27	at Buffalo	10-1
1980-81	Jan. 15	at Calgary	10-0
1980-81	Jan. 20	at Los Angeles	11-4
1984-85	Dec. 1	at St. Louis	10-5
1985-86	Oct. 17	at Minnesota	10-1
1985-86	Nov. 30	at Montreal	10-1
1985-86	Dec. 11	Minnesota	10-2
1985-86	Dec. 23	at NY Rangers	10-2
1987-88	Feb. 23	Philadelphia	11-6
1988-89	Jan. 20	at Pittsburgh	10-5
1989-90	Oct. 5	at Calgary	10-7
1992-93	Feb. 24	at Buffalo	10-7
1993-94	Oct. 9	at Los Angeles	10-3
2010-11	Mar. 30	St. Louis	10-3

RED WINGS ALL-TIME SHOOTOUT RESULTS



DATE	OPPONENT	RESULT	DECIDING GOAL	DET GOALIE	OPP GOALIE
12/20/05	Columbus	W, 2-1	J. Williams	C. Osgood	P. Leclaire
1/28/06	at Dallas	L, 3-2	M. Modano	M. Legace	M. Turco
3/18/06	at Edmonton	W, 2-0	J. Williams	M. Legace	D. Roloson
3/21/06	Nashville	L, 4-3	M. Erat	M. Legace	T. Vokoun
3/25/06	Columbus	L, 1-0	J. Balastik	C. Osgood	P. Leclaire
4/3/06	at Calgary	W, 2-1	P. Datsyuk	C. Osgood	M. Kiprusoff
4/7/06	Columbus	W, 1-0	T. Holmstrom	M. Legace	M. Denis
10/13/06	Buffalo	L, 1-2	A. Kotalik	D. Hasek	R. Miller
11/18/06	at Edmonton	L, 2-3	R. Torres	J. MacDonald	D. Roloson
11/24/06	St. Louis	L, 0-2	M. Rucinsky	D. Hasek	M. Legace
1/9/07	at Colorado	W, 2-1	H. Zetterberg	D. Hasek	P. Budaj
2/23/07	Edmonton	L, 0-1	R. Smyth	D. Hasek	D. Roloson
3/6/07	Nashville	W, 2-1	J. Franzen	C. Osgood	T. Vokoun
3/22/07	Columbus	L, 2-3	S. Fedorov	C. Osgood	F. Norrena
3/24/07	St. Louis	L, 0-1	D. Weight	D. Hasek	J. Bacashihua
3/30/07	Dallas	L, 0-1	S. Zubov	D. Hasek	M. Smith
10/30/07	Anaheim	W, 3-2	J. Hudler	D. Hasek	I. Bryzgalov
10/6/07	Chicago	L, 3-4	P. Kane	D. Hasek	N. Khabibulin
11/7/07	Nashville	W, 3-2	P. Datsyuk	C. Osgood	C. Mason
11/18/07	Columbus	W, 5-4	J. Franzen	C. Osgood	P. Leclaire
11/24/07	Columbus	L, 2-3	R. Nash	C. Osgood	P. Leclaire
12/13/07	Edmonton	L, 3-4	A. Hensky	D. Hasek	D. Roloson
12/17/07	Washington	W, 4-3	H. Zetterberg	D. Hasek	O. Kolzig
1/10/08	Minnesota	L, 5-6	M. Gaborik	C. Osgood	J. Harding
1/17/08	Vancouver	W, 3-2	H. Zetterberg	D. Hasek	R. Luongo
2/26/08	Edmonton	L, 3-4	R. Nilsson	C. Osgood	M. Garon
10/25/08	at Chicago	W, 6-5	M. Hossa	T. Conklin	N. Khabibulin
10/27/08	at LA	W, 4-3	P. Datsyuk	C. Osgood	J. LaBarbera
12/6/08	Chicago	W, 5-4	P. Datsyuk	T. Conklin	C. Huet
12/13/08	at Phoenix	W, 5-4	J. Hudler	C. Osgood	I. Bryzgalov
12/27/08	at Colorado	L, 3-4	W. Wolski	T. Conklin	P. Budaj
1/3/09	at Minnesota	W, 3-2	P. Datsyuk	C. Osgood	J. Harding
2/2/09	at St. Louis	W, 4-3	M. Hossa	C. Osgood	C. Mason
2/15/09	Colorado	L, 5-6	J. Leopold	C. Osgood	A. Raycroft
3/12/09	Calgary	L, 5-6	O. Jokinen	T. Conklin	M. Kiprusoff
4/9/09	Nashville	L, 3-4	J. Arnott	C. Osgood	P. Rinne
10/17/09	Colorado	L, 3-4	M. Hejduk	C. Osgood	C. Anderson
10/29/09	at Edmonton	L, 5-6	P. O'Sullivan	J. Howard	N. Khabibulin
11/5/09	San Jose	W, 2-1	P. Datsyuk	C. Osgood	E. Nabokov
11/21/09	at Montreal	W, 3-2	P. Datsyuk	J. Howard	C. Price
11/28/09	at St. Louis	W, 4-3	T. Bertuzzi	J. Howard	C. Mason
12/5/09	at New Jersey	L, 3-4	P. Elias	C. Osgood	M. Brodeur
1/16/10	at Dallas	L, 2-3	S. Ott	J. Howard	A. Auld
1/17/10	Chicago	L, 3-4	P. Sharp	J. Howard	A. Niemi

RED WINGS ALL-TIME SHOOTOUT RESULTS



DATE	OPPONENT	RESULT	DECIDING GOAL	DET GOALIE	OPP GOALIE
1/21/10	At Minnesota	W, 4-3	D. Miller	J. Howard	N. Backstrom
1/31/10	At Pittsburgh	L, 1-2	S. Crosby	J. Howard	M. Fleury
2/9/10	At St. Louis	L, 3-4	B. Boyes	J. Howard	C. Mason
2/11/10	San Jose	L, 2-3	P. Marleau	J. Howard	E. Nabokov
3/19/10	At Edmonton	L, 2-3	G. Brule	J. Howard	D. Dubnyk
3/27/10	At Nashville	W, 1-0	N. Kronwall	J. Howard	P. Rinne
4/9/10	At Columbus	W, 1-0	T. Bertuzzi	J. Howard	S. Mason
10/12/10	Colorado	L, 4-5	B.Yip	J. Howard	P. Budaj
1/7/11	At Calgary	W, 5-4	T. Bertuzzi	J. Howard	M. Kiprusoff
1/8/11	At Vancouver	W, 2-1	J. Hudler	J. Howard	R. Luongo
1/14/11	At Columbus	L, 2-3	A. Vermette	J. MacDonald	S. Mason
2/20/11	At Minnesota	W, 2-1	P. Datsyuk	J. Howard	N. Backstrom
2/26/11	At Buffalo	W, 3-2	P. Datsyuk	J. MacDonald	R. Miller
3/5/11	At Phoenix	L, 4-5	R. Vrbata	J. Howard	I. Bryzgalov
3/21/11	Pittsburgh	L, 4-5	J. Neal	J. MacDonald	Johnson
11/25/11	At Boston	W, 3-2	T. Bertuzzi	J. Howard	T. Rask
1/12/12	Phoenix	W, 3-2	H. Zetterberg	J. Howard	M. Smith
1/17/12	At Dallas	W, 3-2	J. Hudler	T. Conklin	R. Bachman
1/19/12	At Phoenix	W, 3-2	T. Bertuzzi	J. Howard	M. Smith
1/21/12	Columbus	W, 3-2	V. Filppula	J. Howard	C. Sanford
2/2/12	At Vancouver	W, 4-3	P. Datsyuk	J. Howard	R. Luongo
2/4/12	At Edmonton	L, 4-5	R. Nugent-Hopkins	J. MacDonald	D. Dubnyk
2/10/12	Anaheim	W, 2-1	T. Bertuzzi	J. MacDonald	J. Hiller
2/23/12	Vancouver	L, 3-4	A. Burrows	J. Howard	R. Luongo
4/1/12	Florida	W, 2-1	J. Hudler	J. Howard	S. Clemmensen
4/4/12	At St. Louis	W, 3-2	T. Bertuzzi	J. Howard	B. Elliott
4/7/12	Chicago	L, 2-3	P. Kane	J. Howard	C. Crawford
1/21/13	At Columbus	W, 4-3	D. Brunner	J. Howard	S. Bobrovsky
2/28/13	At San Jose	W, 2-1	D. Brunner	J. Gustavsson	A. Niemi
3/3/13	Chicago	L, 1-2	P. Kane	J. Howard	C. Crawford
3/10/13	Columbus	L, 2-3	M. Calvert	J. Howard	S. Bobrovsky
4/11/13	San Jose	L, 2-3	P. Marleau	J. Howard	A. Niemi
4/12/13	At Chicago	L, 2-3	B. Saad	J. Howard	C. Crawford
4/20/13	At Vancouver	L, 1-2	M. Lapierre	J. Howard	C. Schneider
10/21/13	San Jose	L, 0-1	L. Couture	J. Howard	A. Niemi
11/12/13	Winnipeg	L, 2-3	A. Ladd	J. Howard	O. Pavelec
11/15/13	Washington	L, 3-4	N. Backstrom	J. Howard	B. Holtby
11/16/13	at NY Islanders	L, 4-5	F. Nielsen	J. Gustavsson	K. Poulin
12/10/13	at Florida	L, 2-3	B. Boyes	J. Howard	T. Thomas
12/12/13	at Tampa Bay	L, 1-2	M. St-Louis	J. Gustavsson	B. Bishop
12/21/13	at Toronto	W, 5-4	D. Alfredsson	J. Gustavsson	J. Bernier
1/1/14	Toronto	L, 2-3	T. Bozak	J. Howard	J. Bernier
1/18/14	Los Angeles	W, 3-2	T. Tatar	J. Howard	J. Quick
1/22/14	Chicago	W, 5-4	D. Helm	J. Gustavsson	C. Crawford
1/26/14	Florida	L, 4-5	N. Bjugstad	J. Gustavsson	T. Thomas
1/31/14	Washington	W, 4-3	P. Eaves	J. Howard	M. Neuvirth
3/14/14	Edmonton	W, 2-1	T. Tatar	J. Howard	V. Fasth
4/9/14	at Pittsburgh	L, 3-4	J. Jokinen	J. Gustavsson	M. Fleury

PENALTY SHOTS INVOLVING RED WINGS



(RULE INSTITUTED IN 1934-35) (GOOD UNLESS NG)

DATE	PLAYER	TEAM	GOALIE	TEAM
Nov. 15, 1934	Ebbie Goodfellow-NG	at DETROIT	Percy Jackson	NY Rangers
Nov. 22, 1934	Bill Cook-NG	at NY Rangers	Norm Smith	DETROIT
Nov. 22, 1934	Ebbie Goodfellow-NG	DETROIT	Andy Aitkenhead	at NY Rangers
Nov. 24, 1934	Bill Thomas-NG	at Toronto	Norm Smith	DETROIT
Dec. 13, 1934	Ebbie Goodfellow	DETROIT	Bill Beveridge	at St. Louis
Dec. 20, 1934	Ebbie Goodfellow-NG	at DETROIT	Alex Connell	Mon. Maroons
Feb. 10, 1935	Ebbie Goodfellow-NG	at DETROIT	Alex Connell	Mon. Maroons
Feb. 17, 1935	Ebbie Goodfellow-NG	at DETROIT	Dave Kerr	NY Rangers
Feb. 21, 1935	Earl Robinson-NG	Mon. Maroons	John Roach	at DETROIT
Mar. 3, 1935	Charlie McVeigh-NG	NY Americans	Norm Smith	at DETROIT
Mar. 9, 1935	Armand Mondou-NG	at Mon. Canadiens	Norm Smith	DETROIT
Nov. 14, 1935	Art Coulter-NG	NY Rangers	Norm Smith	at DETROIT
Nov. 24, 1935	Ebbie Goodfellow-NG	at DETROIT	George Hainsworth	Toronto
Dec. 19, 1935	Dave Schriener-NG	at NY Americans	Norm Smith	DETROIT
Dec. 29, 1935	Ebbie Goodfellow-NG	at DETROIT	Cecil Thompson	Boston
Jan. 1, 1936	Paul Thompson	at Chicago	Norm Smith	DETROIT
Nov. 22, 1936	King Clancy-NG	Toronto	Norm Smith	at DETROIT
Dec. 3, 1936	Neil Colville-NG	NY Rangers	Norm Smith	at DETROIT
Dec. 25, 1936	John Sorrell-NG	at DETROIT	Mike Karakas	Chicago
Dec. 31, 1936	Mud Bruneteau-NG	at DETROIT	Roy Worters	NY Americans
Jan. 7, 1937	Hap Emms-NG	at NY Americans	Norm Smith	DETROIT
Feb. 7, 1937	John Sorrell	at DETROIT	Cecil Thompson	Boston
Mar. 4, 1937*	John Sorrell-NG	at DETROIT	Dave Kerr	NY Rangers
Mar. 4, 1937*	Alex Shibicky-NG	NY Rangers	Norm Smith	at DETROIT
Dec. 25, 1937	George Parsons-NG	at Toronto	Norm Smith	DETROIT
Nov. 6, 1938	Charlie Conacher-NG	at DETROIT	Frank Brimsek	Boston
Nov. 24, 1938	Mud Bruneteau-NG	at DETROIT	Mike Karakas	Chicago
Jan. 22, 1939	Woody Dumart	Boston	Cecil Thompson	at DETROIT
Jan. 28, 1939	Nick Metz-NG	at Toronto	Cecil Thompson	DETROIT
Dec. 17, 1939	Ebbie Goodfellow-NG	at DETROIT	Dave Kerr	NY Rangers
Feb. 13, 1940	Ebbie Goodfellow	DETROIT	Frank Brimsek	at Boston
Feb. 29, 1940	Syd Howe-NG	DETROIT	Turk Broda	at Toronto
Mar. 3, 1940	Mud Bruneteau	at DETROIT	Frank Brimsek	Boston
Nov. 19, 1940	Roy Conacher-NG	at Boston	John Mowers	DETROIT
Dec. 5, 1940	Earl Siebert-NG	at Chicago	John Mowers	DETROIT
Dec. 17, 1940	Archie Wilder-NG	DETROIT	Earl Robertson	at NY Americans
Jan. 24, 1941	Charlie Conacher	NY Americans	John Mowers	at DETROIT
Dec. 4, 1941	Don Grosso-NG	at DETROIT	Charlie Rayner	NY Americans
Dec. 25, 1941	Jack Stewart-NG	at DETROIT	Charlie Rayner	NY Americans
Jan. 3, 1942	Sid Abel-NG	DETROIT	Paul Bibeault	at Mon. Canadiens
Feb. 22, 1942	Eddie Bush-NG	at DETROIT	Turk Broda	Toronto
Feb. 25, 1942	Sid Abel	DETROIT	Jim Henry	at NY Rangers
Mar. 24, 1942*	Charlie Sands-NG	at Mon. Canadiens	John Mowers	DETROIT
Nov. 21, 1943	Syd Howe	at DETROIT	Hec Highton	Chicago
Jan. 18, 1945	Fred Thurier	NY Rangers	Harry Lumley	at DETROIT
Jan. 21, 1945	Ray Getliffe	Mon. Canadiens	Harry Lumley	at DETROIT
Nov. 25, 1945	Alex Shibicky	NY Rangers	Harry Lumley	at DETROIT
Jan. 12, 1946	Carl Liscombe-NG	DETROIT	Frank McCool	at Toronto

PENALTY SHOTS INVOLVING RED WINGS



DATE	PLAYER	TEAM	GOALIE	TEAM
Mar. 9, 1947	Pat Lundy-NG	DETROIT	Frank Brimsek	at Boston
Nov. 19, 1947	Buddy O'Connor-NG	NY Rangers	Harry Lumley	at DETROIT
Mar. 5, 1953	Gordie Howe	at DETROIT	Gump Worsley	NY Rangers
Dec. 31, 1961	Gordie Howe	at DETROIT	John Bower	Toronto
Jan. 31, 1962	Bruce MacGregor-NG	DETROIT	Glenn Hall	at Chicago
Feb. 4, 1962	Alex Delvecchio-NG	DETROIT	Bruce Gamble	at Boston
Mar. 14, 1962	Andy Bathgate	NY Rangers	Hank Bassen	at DETROIT
Nov. 20, 1963	Doug Barkley	DETROIT	Glenn Hall	at Chicago
Nov. 27, 1963	Rod Gilbert	at NY Rangers	Terry Sawchuk	DETROIT
Dec. 8, 1963	Claude LaForge	at DETROIT	Don Simmons	Toronto
Jan. 5, 1967	Norm Ullman	at DETROIT	Glenn Hall	Chicago
Feb. 8, 1967	Pete Stenkowski-NG	at Toronto	Roger Crozier	DETROIT
Jan. 28, 1968	Wayne Connelly-NG	at Minnesota	Roger Crozier	DETROIT
Mar. 9, 1968	Mike Walton	at Toronto	Roger Crozier	DETROIT
Oct. 28, 1968	Claude Provost-NG	Montreal	Roger Crozier	at DETROIT
Dec. 6, 1969	Andre Boudrias-NG	at St. Louis	Roger Crozier	DETROIT
Jan. 14, 1971	Jean Pronovost	Pittsburgh	Roy Edwards	at DETROIT
Feb. 29, 1972	Guy Charron-NG	at DETROIT	Ed Dyck	Vancouver
Jan. 10, 1973	Ron Schock-NG	at Pittsburgh	Roy Edwards	DETROIT
Jan. 28, 1973	Jacques Lemaire-NG	at Montreal	Denis DeJordy	DETROIT
Mar. 7, 1974	Bill Clement	at Philadelphia	Jim Rutherford	DETROIT
Jan. 23, 1975	Pierre Jarry-NG	DETROIT	Roger Crozier	at Buffalo
Feb. 1, 1975	Lorne Henning	NY Islanders	Jim Rutherford	at DETROIT
Dec. 4, 1976	Dennis Polonich-NG	DETROIT	Rogatien Vachon	at Los Angeles
Dec. 12, 1976	Bill Lochead-NG	DETROIT	Gilles Gilbert	at Boston
Jan. 6, 1977	Dean Talafous-NG	Minnesota	Ed Giacomin	at DETROIT
Mar. 12, 1977	Lanny McDonald-NG	Toronto	Jim Rutherford	at DETROIT
Nov. 5, 1977	Reed Larson-NG	at DETROIT	Gilles Meloche	Cleveland
Mar. 5, 1978	Andre St. Laurent-NG	at DETROIT	Gary Smith	Minnesota
Nov. 22, 1978	Dale McCourt-NG	DETROIT	Mario Lessard	at Los Angeles
Jan. 30, 1980	Mike Foligno	DETROIT	Paul Harrison	at Toronto
Mar. 26, 1980	Mike Foligno-NG	at DETROIT	Ron Low	Edmonton
Mar. 14, 1981	Bernie Federko	at St. Louis	Larry Lozinski	DETROIT
Feb. 11, 1982	Thomas Gradin	at DETROIT	Gilles Gilbert	Vancouver
Feb. 11, 1982	Ivan Hlinka	at DETROIT	Gilles Gilbert	Vancouver
Dec. 8, 1982	Clark Gillies-NG	NY Islanders	Corrado Miclaef	at DETROIT
Dec. 10, 1983	Alain Lemieux	at St. Louis	Greg Stefan	DETROIT
Jan. 9, 1984	Ron Duguay-NG	at DETROIT	Grant Fuhr	Edmonton
Jan. 14, 1984	Brent Peterson	Buffalo-NG	Greg Stefan	at DETROIT
Feb. 1, 1984	Bob Crawford	Hartford	Ken Holland	at DETROIT
Feb. 7, 1985	Dwight Foster	at DETROIT	Rick Wamsley	St. Louis
Oct. 8, 1985	Bo Berglund	Minnesota	Corrado Micalef	at DETROIT
Oct. 16, 1985	Gerard Gallant	at DETROIT	Brian Hayward	Winnipeg
Dec. 15, 1985	Denis Savard	at Chicago	Greg Stefan	DETROIT
Feb. 16, 1986	Pierre LaRouche-NG	at NY Rangers	Corrado Micalef	DETROIT
Feb. 16, 1986	Mike Ridley-NG	at NY Rangers	Corrado Micalef	DETROIT
Feb. 17, 1987	Petr Klima-NG	DETROIT	John Vanbiesbrouck	at NY Rangers
Mar. 5, 1987	Bob Probert	at DETROIT	Kari Takko	Minnesota
Mar. 25, 1987	Mel Bridgman	at DETROIT	Roland Melanson	Los Angeles

PENALTY SHOTS INVOLVING RED WINGS



DATE	PLAYER	TEAM	GOALIE	TEAM
Nov. 22, 1987	Steve Yzerman-NG	at DETROIT	Doug Kerns	Boston
Feb. 3, 1988	Denis Savard-NG	at Chicago	Glen Hanlon	DETROIT
Apr. 9, 1988*	Petr Klima	DETROIT	Allan Bester	at Toronto
Oct. 28, 1988	Miroslav Frycer-NG	at DETROIT	Don Beaupre	Minnesota
Feb. 13, 1989	Steve Yzerman	at DETROIT	Bob Essensa	Winnipeg
Feb. 19, 1989	Mike Foligno-NG	at Buffalo	Glen Hanlon	DETROIT
Mar. 20, 1989	Petr Klima-NG	at DETROIT	Jon Casey	Minnesota
Nov. 3, 1989	Jimmy Carson-NG	at DETROIT	Mike Liut	Hartford
Feb. 19, 1990	Russ Courtnall	Montreal	Tim Cheveldae	at DETROIT
Nov. 23, 1990	Rich Sutter-NG	St. Louis	Tim Cheveldae	at DETROIT
Nov. 29, 1990	Joe Kocur	DETROIT	Jacques Cloutier	at Chicago
Jan. 9, 1991	Ken Linseman-NG	Edmonton	Tim Cheveldae	at DETROIT
Jan. 25, 1991	Brent Fedyk-NG	at DETROIT	Vince Riendeau	St. Louis
Oct. 30, 1991	Kevin Miller	at DETROIT	Patrick Roy	Montreal
Nov. 2, 1991	Wes Walz-NG	at Boston	Tim Cheveldae	DETROIT
Jan. 3, 1992	Steve Yzerman	at DETROIT	Grant Fuhr	Toronto
Jan. 29, 1992	Steve Yzerman	at DETROIT	Daren Puppa	Buffalo
Nov. 27, 1992	Paul Ysebaert	at DETROIT	Rob Stauber	Los Angeles
Mar. 18, 1993	Steve Yzerman-NG	at DETROIT	Darcy Wakaluk	Minnesota
Dec. 27, 1993	Sergei Fedorov	DETROIT	Andy Moog	at Dallas
Mar. 4, 1994	Peter Zezel-NG	Toronto	Chris Osgood	at DETROIT
Mar. 22, 1994	Mark Howe-NG	at DETROIT	Ed Belfour	Chicago
Feb. 12, 1995	Sergei Fedorov-NG	at DETROIT	Kelly Hrudey	Los Angeles
Mar. 22, 1995	Bob Errey-NG	at DETROIT	Nikolai Khabibulin	Winnipeg
Apr. 1, 1995	Dave Gagner-NG	at Dallas	Chris Osgood	DETROIT
Nov. 2, 1995	Steve Yzerman-NG	DETROIT	Blaine Lacher	at Boston
Nov. 22, 1995	Igor Larionov	DETROIT	Arturs Irbe	at San Jose
Nov. 18, 1996	Mike Hudson-NG	at Phoenix	Chris Osgood	DETROIT
Nov. 5, 1997	Brendan Shanahan-NG	DETROIT	Trevor Kidd	at Carolina
Dec. 1, 1997	Alexander Mogilny	at Vancouver	Chris Osgood	DETROIT
Oct. 29, 1998	Geoff Courtnall	at St. Louis	Chris Osgood	DETROIT
Feb. 26, 1999	Pavel Bure	Florida	Chris Osgood	at DETROIT
Dec. 28, 1999	Miroslav Satan-NG	at Buffalo	Ken Wregget	DETROIT
Mar. 18, 2000	Chris Drury	at Colorado	Ken Wregget	DETROIT
Feb. 18, 2001	Joe Nieuwendyk	at Dallas	Chris Osgood	DETROIT
Feb. 26, 2002	Dan Boyle-NG	at Tampa Bay	Dominik Hasek	DETROIT
Apr. 21, 2002*	Todd Bertuzzi	at Vancouver	Dominik Hasek	DETROIT
Dec. 6, 2002	Mathieu Dandenault-NG	at Dallas	Marty Turco	Dallas
Jan. 19, 2003	Tomas Holmstrom-NG	at DETROIT	Dan Cloutier	Vancouver
Nov. 1, 2003	Brendan Shanahan - NG	DETROIT	Tommy Salo	at Edmonton
Nov. 15, 2003	Pavel Datsyuk - NG	DETROIT	Dwayne Roloson	at Minnesota
Dec. 13, 2003	Brett Hull - NG	DETROIT	Olaf Kolzig	at Washington
Apr. 7, 2004*	Steve Sullivan - NG	Nashville	Manny Legace	at DETROIT
Nov. 1, 2005	Robert Lang - NG	Detroit	Nikolai Khabibulin	Chicago
Nov. 28, 2005	Joseph Corvo	at Los Angeles	Jimmy Howard	DETROIT
Dec. 1, 2005	Shean Donovan	Calgary	Jimmy Howard	at DETROIT
Feb. 28, 2006	Nils Ekman - NG	at San Jose	Manny Legace	DETROIT
Mar. 4, 2006	Nicklas Lidstrom - NG	DETROIT	Philippe Sauve	at Phoenix
Mar. 7, 2006	Mark Mowers - NG	DETROIT	Curtis Joseph	Phoenix
Mar. 7, 2006	Mark Mowers - NG	DETROIT	Curtis Joseph	Phoenix

PENALTY SHOTS INVOLVING RED WINGS



DATE	PLAYER	TEAM	GOALIE	TEAM
Mar. 21, 2006	Scott Hartnell	Nashville	Manny Legace	at DETROIT
Mar. 4, 2007	Tomas Holmstrom – NG	DETROIT	Peter Budaj	Colorado
Apr. 21, 2007*	Dan Cleary	DETROIT	Miikka Kiprusoff	Calgary
Dec. 10, 2007	Valtteri Filppula	DETROIT	Dan Ellis	at Nashville
Dec. 15, 2007	Valtteri Filppula	at DETROIT	Tomas Vokoun	Florida
Dec. 15, 2007	Pavel Datsyuk – NG	at DETROIT	Tomas Vokoun	Florida
Dec. 29, 2007	Radim Vrbata	at Phoenix	Chris Osgood	DETROIT
Mar. 11, 2008	Robert Lang – NG	Chicago	Chris Osgood	at DETROIT
Dec. 15, 2008	Jordan Leopold	Colorado	Chris Osgood	at DETROIT
Apr. 11, 2009	Dustin Byfuglien	Chicago	Ty Conklin	at DETROIT
Oct. 13, 2009	Valtteri Filppula – NG	DETROIT	Ryan Miller	at Buffalo
Dec. 6, 2009	Ryan Callahan – NG	at NY Rangers	Jimmy Howard	DETROIT
Mar. 15, 2010	Curtis Glencross – NG	at Calgary	Jimmy Howard	DETROIT
Apr. 9, 2010	Darren Helm – NG	DETROIT	Steve Mason	at Columbus
May 4, 2010*	Henrik Zetterberg – NG	at DETROIT	Evgeni Nabokov	San Jose
May 8, 2010*	Joe Pavelski – NG	at San Jose	Jimmy Howard	DETROIT
Nov. 11, 2010	Mike Modano – NG	at DETROIT	Nikolai Khabibulin	Edmonton
Nov. 26, 2010	Jared Boll – NG	at Columbus	Jimmy Howard	DETROIT
Jan. 18, 2011	Chris Conner	at Pittsburgh	Joey MacDonald	DETROIT
Mar. 2, 2011	Bobby Ryan	at Anaheim	Jimmy Howard	DETROIT
Nov. 19, 2011	Anze Kopitar – NG	at Los Angeles	J. Howard	DETROIT
Dec. 30, 2011	Jonathan Toews	at Chicago	J. Howard	DETROIT
Jan. 7, 2012	Phil Kessel	at Toronto	J. Howard	DETROIT
Jan. 8, 2012	Jimmy Hayes – NG	at Chicago	Ty Conklin	DETROIT
Feb. 5, 2013	Jarome Iginla – NG	Calgary	Jimmy Howard	DETROIT
Mar. 13, 2013	Mikael Backlund – NG	at Calgary	Jonas Gustavsson	DETROIT
Mar. 16, 2013	Jannik Hansen – NG	at Vancouver	Jimmy Howard	DETROIT
Mar. 25, 2013	Lauri Korpikoski – NG	at Phoenix	Jonas Gustavsson	DETROIT
Apr. 14, 2013	Bobby Butler – NG	at Nashville	Jimmy Howard	DETROIT
May 27, 2013*	Michael Frolik	Chicago	Jimmy Howard	at DETROIT
Oct. 2, 2013	Cory Emmerton – NG	at DETROIT	Ryan Miller	Buffalo
Nov. 24, 2013	Steve Ott – NG	at Buffalo	Jonas Gustavsson	DETROIT
Jan. 4, 2014	Justin Abdelkader – NG	DETROIT	Dan Ellis	at Dallas
Feb. 3, 2014	David Booth – NG	Vancouver	Jimmy Howard	at DETROIT
Feb. 8, 2014	Nikita Kucherov – NG	at Tampa Bay	Jimmy Howard	DETROIT
Mar. 22, 2014	Charlie Coyle	at Minnesota	Jimmy Howard	DETROIT
*-Playoffs				

REGULAR SEASON AND PLAYOFFS

- 1926-27 — Duke Keats vs. Pittsburgh, March 10, 1927
 1927-28 — Larry Aurie @ N.Y. Rangers, Jan. 3, 1928
 George Hay vs. Toronto, March 6, 1928
 1928-29 — NONE
 1929-30 — Carson Cooper @
 Montreal Maroons, Nov. 28, 1929
 Herbie Lewis (4) vs. Pittsburgh, Feb. 9, 1930
 1930-31 — Larry Aurie @ N.Y. Americans, Dec. 21, 1930
 Ebbie Goodfellow (4) vs. Toronto, Dec. 25, 1930
 1931-32 — NONE
 1932-33 — Johnny Sorrell vs. N.Y. Americans, Nov. 15, 1932
 1933-34 — Johnny Sorrell (4) vs.
 N.Y. Americans, Nov. 12, 1933
 1934-35 — Cooney Weiland @ St. Louis, Dec. 13, 1934
 1935-36 — Marty Barry vs. Canadiens, Jan. 5, 1936
 Syd Howe vs. N.Y. Americans, March 22, 1936
 1936-37 — Larry Aurie @ N.Y. Rangers, Feb. 2, 1937
 Johnny Sorrell vs. Boston, Feb. 7, 1937
 Syd Howe vs. Chicago, Feb. 21, 1937
 Marty Barry @
 Montreal Maroons, March 2, 1937
 1937-38 — Herbie Lewis vs. Boston, March 6, 1938
 Carl Liscombe vs. Chicago, March 13, 1938
 1938-39 — Gus Geisberecht vs.
 N.Y. Americans, Feb. 5, 1939
 Syd Howe vs. N.Y. Americans, March 2, 1939
 *Syd Howe vs. Canadiens, March 23, 1939
 1939-40 — Syd Howe vs. Canadiens, Dec. 25, 1939
 1940-41 — Mud Bruneteau (4) @
 N.Y. Americans, March 6, 1941
 1941-42 — NONE
 1942-43 — Carl Liscombe vs. N.Y. Rangers, Nov. 5, 1942
 Syd Howe @ Toronto, Dec. 12, 1942
 Carl Liscombe vs. N.Y. Rangers, Jan. 24, 1943
 *Mud Bruneteau vs. Boston, April 1, 1943
 *Don Grosso @ Boston, April 7, 1943
 1943-44 — Mud Bruneteau (4) vs. Boston, Nov. 7, 1943
 Mud Bruneteau vs. Chicago, Nov. 21, 1943
 Syd Howe vs. N.Y. Rangers, Jan. 23, 1944
 Syd Howe (6) vs. N.Y. Rangers, Feb. 3, 1944
 Joe Carveth @ N.Y. Rangers, Feb. 10, 1944
 Adam Brown vs. N.Y. Rangers, March 2, 1944
 Mud Bruneteau vs. Toronto, March 12, 1944
 Carl Liscombe vs. Boston, March 16, 1944
 1944-45 — Jud McAtee vs. N.Y. Rangers, Nov. 2, 1944
 Flash Hollett vs. N.Y. Rangers, Dec. 21, 1944
 Joe Carveth vs. Boston, March 4, 1945
 *Carl Liscombe (4) vs. Boston, April 3, 1945
 1945-46 — Adam Brown vs. Boston, Oct. 28, 1945
 1946-47 — Pete Horeck (4) vs. Chicago, Jan. 23, 1947
 Roy Conacher vs. Canadiens, Feb. 22, 1947
 Roy Conacher (4) @
 Chicago, March 16, 1947
 Ted Lindsay vs. Chicago, March 16, 1947
 1947-48 — Jim McFadden vs. Chicago, Nov. 22, 1947
 1948-49 — Gerry Couture @ Chicago, Nov. 28, 1948
 Ted Lindsay @ Chicago, Feb. 2, 1949
 1949-50 — Sid Abel vs. Boston, Nov. 2, 1949
 Gerry Couture (4) @ Boston, Feb. 11, 1950
 Gordie Howe @ Boston, Feb. 11, 1950
 Gordie Howe vs. Toronto, March 19, 1950
 1950-51 — Gordie Howe @ Chicago, Jan. 17, 1951
 Gordie Howe @ Chicago, Jan. 23, 1951
 George Gee @ Chicago, March 11, 1951
 Gordie Howe vs. Chicago, March 17, 1951
 1951-52 — Gordie Howe vs. Canadiens, Dec. 31, 1951
 Gordie Howe vs. Canadiens, March 23, 1952
 1952-53 — Gordie Howe vs. Toronto, Jan. 11, 1953
 Gordie Howe vs. Chicago, Jan. 29, 1953
 Ted Lindsay (4) vs. Boston, March 2, 1953
 1953-54 — NONE
 1954-55 — Red Kelly vs. Boston, Oct. 21, 1954
 Dutch Reibel @ Chicago, Jan. 9, 1955
 Gordie Howe vs. Chicago, March 3, 1955
 Dutch Reibel vs. Toronto, March 13, 1955
 Ted Lindsay vs. Montreal, March 20, 1955
 *Ted Lindsay (4) vs. Montreal, April 5, 1955
 *Gordie Howe vs. Montreal, April 10, 1955
 1955-56 — Gordie Howe vs. Boston, Jan. 19, 1956
 1956-57 — Ted Lindsay vs. Montreal, Nov. 18, 1956
 Gordie Howe vs. N.Y. Rangers, Dec. 25, 1956
 Lorne Ferguson @ N.Y. Rangers, Feb. 2, 1957
 1957-58 — Jack McIntyre vs. Boston, Feb. 22, 1958
 1958-59 — Alex Delvecchio @ Chicago, Oct. 18, 1958
 Johnny Wilson vs. Boston, Nov. 18, 1958
 1959-60 — Norm Ullman vs. Boston, Jan. 21, 1960
 1960-61 — Howie Glover @ Toronto, Jan. 4, 1961
 Norm Ullman (4) vs. N.Y. Rangers, March 14, 1961
 1961-62 — Vic Stasiuk vs. Boston, Oct. 19, 1961
 Norm Ullman vs. Toronto, Dec. 3, 1961
 Gordie Howe vs. Toronto, Dec. 31, 1961
 1962-63 — Norm Ullman vs. N.Y. Rangers, March 14, 1963
 1963-64 — Norm Ullman @ Boston, March 8, 1964
 Floyd Smith vs. Chicago, March 15, 1964
 *Norm Ullman @ Chicago, March 29, 1964
 *Norm Ullman vs. Chicago, April 7, 1964
 1964-65 — Norm Ullman vs. Montreal, Feb. 28, 1965
 Norm Ullman @ N.Y. Rangers, March 19, 1965
 Gordie Howe vs. Chicago, March 21, 1965
 Alex Delvecchio vs. N.Y. Rangers, March 25, 1965
 *Norm Ullman vs. Chicago, April 11, 1965
 1965-66 — Norm Ullman vs. Boston, Dec. 2, 1965
 Gordie Howe @ Boston, Dec. 12, 1965
 Bruce MacGregor @ Chicago, Dec. 19, 1965
 Norm Ullman vs. Toronto, Jan. 16, 1966
 1966-67 — Paul Henderson (4) vs. N.Y. Rangers, Oct. 27, 1966

RED WINGS ALL-TIME HAT TRICKS



- Dean Prentice vs. N.Y. Rangers, Jan. 22, 1967
Norm Ullman @ Toronto, Feb. 8, 1967
- 1967-68 — Norm Ullman vs. Montreal, Dec. 17, 1967
Floyd Smith vs. Los Angeles, Feb. 1, 1968
Gordie Howe @ St. Louis, March 16, 1968
- 1968-69 — Frank Mahovlich vs. Boston, Oct. 31, 1968
Garry Unger vs. Minnesota, Dec. 15, 1968
Frank Mahovlich vs. Minnesota, Dec. 31, 1968
Pete Stenkowski vs. Los Angeles, Jan. 9, 1969
Frank Mahovlich (4) vs. Oakland, Jan. 12, 1969
Gordie Howe vs. Chicago, Feb. 6, 1969
Frank Mahovlich vs. Los Angeles, Feb. 9, 1969
Gordie Howe vs. Los Angeles, Feb. 16, 1969
- 1969-70 — Gordie Howe vs. Pittsburgh, Nov. 2, 1969
Frank Mahovlich @ Montreal, Nov. 19, 1969
Garry Unger vs. Oakland, Dec. 28, 1969
Alex Delvecchio @ Philadelphia, Jan. 3, 1970
- 1970-71 — NONE
- 1971-72 — Nick Libett @ Buffalo, Jan. 27, 1972
Mickey Redmond vs. California, Feb. 6, 1972
Marcel Dionne vs. Montreal, March 19, 1972
- 1972-73 — Mickey Redmond @ Vancouver, Jan. 12, 1973
Marcel Dionne vs. Montreal, Feb. 22, 1973
- 1973-74 — Guy Charron vs. California, Oct. 21, 1973
Guy Charron vs. Toronto, Nov. 11, 1973
Red Berenson vs. Los Angeles, Jan. 12, 1974
Mickey Redmond vs. N.Y. Islanders, Feb. 24, 1974
- 1974-75 — Mickey Redmond vs. Washington, Oct. 19, 1974
Marcel Dionne vs. N.Y. Rangers, Nov. 20, 1974
Marcel Dionne @ Boston, Dec. 5, 1974
Phil Roberto vs. Toronto, Feb. 9, 1975
Danny Grant @ Vancouver, Feb. 14, 1975
Mickey Redmond vs. N.Y. Rangers, March 22, 1975
- 1975-76 — Michel Bergeron @ Washington, Dec. 12, 1975
Michel Bergeron (4) vs. St. Louis, March 18, 1976
- 1976-77 — Dan Maloney vs. Cleveland, Nov. 19, 1976
Dennis Hextall vs. Atlanta, Dec. 18, 1976
- 1977-78 — Dale McCourt vs. Washington, Jan. 22, 1978
Paul Woods vs. Vancouver, Feb. 12, 1978
Dale McCourt vs. Atlanta, Feb. 16, 1978
Dale McCourt vs. Atlanta, March 22, 1978
- 1978-79 — Vaclav Nedomansky vs. Chicago, Oct. 28, 1978
Errol Thompson @ Boston, Dec. 7, 1978
Dale McCourt vs. Vancouver, Dec. 20, 1978
Dale McCourt vs. Pittsburgh, Feb. 18, 1979
Vaclav Nedomansky vs. Colorado, Feb. 25, 1979
Andre St. Laurent vs. Colorado, Feb. 25, 1979
Vaclav Nedomansky vs. St. Louis, Feb. 28, 1979
- 1979-80 — Vaclav Nedomansky @ Winnipeg, Oct. 17, 1979
Errol Thompson @ Chicago, Dec. 16, 1979
Mike Foligno @ Québec, Jan. 27, 1980
Mike Foligno vs. Pittsburgh, Jan. 31, 1980
- 1980-81 — Dale McCourt @ Colorado, Dec. 20, 1980
Reed Larson @ Pittsburgh, Jan. 3, 1981
Dale McCourt vs. N.Y. Rangers, Feb. 19, 1981
- 1981-82 — Mike Foligno vs. Calgary, Oct. 29, 1981
John Ogrodnick vs. Calgary, Oct. 29, 1981
John Ogrodnick vs. Los Angeles, Nov. 5, 1981
Mark Osborne @ St. Louis, Dec. 1, 1981
- 1982-83 — John Ogrodnick vs. Calgary, Dec. 12, 1982
Reed Larson @ Pittsburgh, Feb. 15, 1983
Ivan Boldirev vs. Hartford, Feb. 20, 1983
- 1983-84 — Ron Duguay vs. Chicago, Nov. 3, 1983
Steve Yzerman vs. Toronto, Dec. 23, 1983
John Ogrodnick vs. Toronto, Dec. 23, 1983
Ivan Boldirev @ Toronto, Feb. 19, 1984
Ivan Boldirev (4) @ Los Angeles, March 24, 1984
- 1984-85 — John Ogrodnick vs. Toronto, Dec. 4, 1984
Lane Lambert @ Calgary, Dec. 28, 1984
Ron Duguay @ Chicago, Feb. 17, 1985
Danny Gare vs. Vancouver, Feb. 27, 1985
Reed Larson vs. Vancouver, Feb. 27, 1985
Ron Duguay vs. Minnesota, March 1, 1985
John Ogrodnick @ Edmonton, March 13, 1985
Ron Duguay @ Vancouver, March 15, 1985
Steve Yzerman @ Toronto, March 30, 1985
- 1985-86 — Danny Gare vs. Pittsburgh, Oct. 30, 1985
Warren Young @ St. Louis, Dec. 7, 1985
Petr Klima @ Chicago, March 5, 1986
Petr Klima vs. Chicago, March 22, 1986
- 1986-87 — Shawn Burr @ Philadelphia, Nov. 13, 1986
Petr Klima @ Boston, March 2, 1987
- 1987-88 — Tim Higgins vs. Chicago, Dec. 4, 1987
Gerard Gallant vs. Minnesota, Dec. 18, 1987
Bob Probert vs. St. Louis, Dec. 31, 1987
Steve Yzerman @ Winnipeg, Jan. 3, 1988
Steve Yzerman @ Montreal, Feb. 6, 1988
Gerard Gallant vs. New Jersey, Feb. 12, 1988
Gerard Gallant vs. N.Y. Rangers, March 26, 1988
*Petr Klima vs. Toronto, April 7, 1988
*Petr Klima vs. St. Louis, April 21, 1988
- 1988-89 — Steve Yzerman vs. Philadelphia, Nov. 4, 1988
Steve Yzerman @ Philadelphia, Nov. 12, 1988
Gerard Gallant vs. St. Louis, Jan. 4, 1989
Dave Barr @ N.Y. Islanders, Feb. 21, 1989
*Steve Yzerman vs. Chicago, April 6, 1989
- 1989-90 — Steve Yzerman vs. Chicago, Dec. 15, 1989
Jimmy Carson @ Toronto, Dec. 27, 1989
Shawn Burr vs. Minnesota, Jan. 9, 1990
Steve Yzerman (4) vs. Edmonton, Jan. 31, 1990
Steve Yzerman vs. Los Angeles, Feb. 14, 1990
- 1990-91 — Steve Yzerman @ Toronto, Nov. 17, 1990
Johan Garpenlov (4) vs. St. Louis, Nov. 23, 1990
Steve Yzerman @ Winnipeg, Dec. 22, 1990
Steve Yzerman @ St. Louis, Jan. 26, 1991
Jimmy Carson vs. Québec, March 5, 1991
*Steve Yzerman vs. St. Louis, April 4, 1991
- 1991-92 — Ray Sheppard @ Calgary, Nov. 12, 1991
Steve Yzerman vs. Calgary, Dec. 3, 1991
Paul Ysebaert vs. Toronto, Jan. 3, 1992

- Steve Yzerman vs. Buffalo, Jan. 29, 1992
Kevin Miller @ Buffalo, Feb. 12, 1992
Jimmy Carson vs. San Jose, Feb. 15, 1992
Steve Yzerman @ Minnesota, Apr. 4, 1992
*Ray Sheppard @ Minnesota, Apr. 24, 1992
- 1992-93 — Steve Yzerman @ St. Louis, Oct. 24, 1992
Jimmy Carson vs. Pittsburgh, Nov. 13, 1992
Steve Yzerman @ Calgary, Jan. 26, 1993
Steve Yzerman @ Chicago, Feb. 14, 1993
*Dino Ciccarelli vs. Toronto, Apr. 29, 1993
- 1993-94 — Shawn Burr @ Buffalo, Oct. 18, 1993
Ray Sheppard @ San Jose, Jan. 6, 1994
Vyacheslav Kozlov @ San Jose, Jan. 6, 1994
Ray Sheppard vs. Winnipeg, Jan. 29, 1994
Sergei Fedorov vs. Calgary, Mar. 1, 1994
Dino Ciccarelli (4) @ Vancouver, Apr. 5, 1994
- 1995 — Ray Sheppard vs. Vancouver, Jan. 24, 1995
Sergei Fedorov (4) vs. Los Angeles, Feb. 12, 1995
*Dino Ciccarelli @ Dallas, May 11, 1995
- 1995-96 — Vyacheslav Kozlov (4) @ Montreal, Dec. 2, 1995
*Steve Yzerman @ St. Louis, May 8, 1996
- 1996-97 — Brendan Shanahan vs. Toronto, Nov. 27, 1996
Sergei Fedorov (5) vs. Washington, Dec. 26, 1996
Brendan Shanahan @ Pittsburgh, Feb. 8, 1997
Brendan Shanahan vs. San Jose, Feb. 12, 1997
- 1997-98 — Doug Brown vs. New Jersey, Dec. 19, 1997
Kirk Maltby @ Toronto, Dec. 27, 1997
- 1998-99 — Brendan Shanahan vs. St. Louis, Oct. 16, 1998
Vyacheslav Kozlov @ Buffalo, Feb. 21, 1999
Brendan Shanahan @ Phoenix, March 5, 1999
*Steve Yzerman vs. Anaheim, Apr. 21, 1999
- 1999-00 — Martin Lapointe vs. NY Rangers, March. 26, 2000
*Martin Lapointe vs. Los Angeles Kings, Apr. 15, 2000
- 2000-01 — Sergei Fedorov vs. Boston, Nov. 22, 2001
Brendan Shanahan (4) vs. Calgary, March. 15, 2001
Tomas Holmstrom @ San Jose, March 18, 2001
- 2001-02 — Brendan Shanahan @ San Jose, October 4, 2001
Brett Hull @ St. Louis, January 26, 2002
*Brett Hull @ Vancouver, April 27, 2002
*Darren McCarty vs. Colorado, May 18, 2002
- 2002-03 — Sergei Fedorov vs. Pittsburgh, October 25, 2002
Brendan Shanahan vs. Edmonton, February 20, 2003
Brett Hull vs. Ottawa, March 16, 2003
Brett Hull @ St. Louis, March 29, 2003

- 2003-04 — Brendan Shanahan vs. Nashville, March 14, 2004
- 2005-06 — Jason Williams vs. Columbus, October 22, 2005
Mathieu Schneider @ San Jose, November 26, 2005
Brendan Shanahan @ Chicago, April 13, 2006
- 2006-07 — Mathieu Schneider vs. Phoenix, October 11, 2006
DAN CLEARY @ Columbus, December 28, 2006
Tomas Holmstrom @ Phoenix, January 11, 2007
HENRIK ZETTERBERG @ Phoenix, February 17, 2007
Tomas Holmstrom @ Nashville, February 24, 2007
- 2007-08 — **HENRIK ZETTERBERG vs. Minnesota, December 7, 2007**
HENRIK ZETTERBERG vs. Columbus, March 19, 2008
*JOHAN FRANZEN vs. Colorado, April 26, 2008
*JOHAN FRANZEN @ Colorado, May 1, 2008
*PAVEL DATSYUK @ Dallas, May 12, 2008
- 2008-09 — NONE
- 2009-10 — **HENRIK ZETTERBERG vs. Anaheim, November 14, 2009**
***HENRIK ZETTERBERG @ Phoenix, April 16, 2010**
***JOHAN FRANZEN (4) vs. San Jose, May 6, 2010**
Nicklas Lidstrom vs. St. Louis, December 15, 2010
Patrick Eaves vs. Dallas, December 29, 2010
JOHAN FRANZEN (5) @ Ottawa, February 2, 2011
JOHAN FRANZEN vs. Colorado, November 8, 2011
HENRIK ZETTERBERG vs. St. Louis, February 1, 2013
JUSTIN ABDELKADER @ Anaheim, March 22, 2013
GUSTAV NYQUIST @ Washington, February 2, 2014
JOHAN FRANZEN @ Ottawa, February 27, 2014
DARREN HELM @ Toronto, March 29, 2014

*-Playoffs

ACTIVE PLAYERS IN BOLD CAPITALS

	Regular Season	Playoffs	Combined
3-Goal Games	227	24	251
4-Goal Games	20	3	23
5-Goal Games	2	0	2
6-Goal Games	1	0	1
TOTAL HAT TRICKS	250	27	277

GAME-BY-GAME STANLEY CUP PLAYOFFS RESULTS



1929

DETROIT VS. TORONTO

Date	W/L	Score	Home/Away
3/19	L	1-3	Home
3/21	L	1-4	Away

Toronto won series 7 goals to 2

1932

DETROIT VS. MONTREAL MAROONS

Date	W/L	Score	Home/Away
3/27	TIE	1-1	Home
3/29	L	0-2*	Away

*Shutout by Flat Walsh

Montreal won series 3 goals to 1

1933

DETROIT VS. MONTREAL MAROONS

Date	W/L	Score	Home/Away
3/25	W	2-0*	Away
3/28	W	3-2	Home

*Shutout by John Roach

Detroit won series 5 goals to 2

DETROIT VS. NEW YORK RANGERS

Date	W/L	Score	Home/Away
3/30	L	0-2*	Away
4/2	L	3-4	Home

*Shutout by Andy Aitkenhead

New York Rangers won series 6 goals to 3

1934

DETROIT VS. TORONTO

Date	W/L	Score	Home/Away
3/22	W	2-1(OT)#	Away
3/24	W	6-3	Away
3/26	L	1-3	Home
3/28	L	1-5	Home
3/30	W	1-0*	Home

*Shutout by Wilf Cude

#Herbie Lewis scored at 1:33 of OT

Detroit won series 3 games to 2

DETROIT VS. CHICAGO (FINALS)

Date	W/L	Score	Home/Away
4/3	L	1-2(OT)#	Home
4/5	L	1-4	Home
4/8	W	5-2	Away
4/10	L	0-1(OT)## *	Away

#Paul Thompson Scored at 1:10 of 2ND OT

##Mush March Scored at 10:05 of 2ND OT

*Shutout by Chuck Gardiner

Chicago won series 3 games to 1

1936

DETROIT VS. MONTREAL MAROONS

Date	W/L	Score	Home/Away
3/24	W	1-0(OT)*	Away
3/26	W	3-0*	Home
3/29	W	2-1	Home

#Mud Bruneteau scored at 16:30 of 6TH OT

*Shutouts by Norm Smith

Detroit won series 3 games to 0

STANLEY CUP FINALS

DETROIT VS. TORONTO

Date	W/L	Score	Home/Away
4/5	W	3-1	Home
4/7	W	9-4	Home
4/9	L	3-4(OT)#	Away
4/11	W	3-2	Away

#Buzz Boll Scored at :31 of OT

Detroit won series 3 games to 1

1935-36 Detroit Red Wings - John Sorrell, Syd Howe, Marty Barry, Herbie Lewis, Larry Aurie, Mud Bruneteau, Wally Kilrea, Hec Kilrea, Gord Pettinger, Bucko McDonald, Ralph Bowman, Pete Kelly, Doug Young (Captain), Ebbie Goodfellow, Normie Smith, Jack Adams (Manager/Coach), Honey Walker (Trainer).

1937

DETROIT VS. MONTREAL CANADIENS

Date	W/L	Score	Home/Away
3/23	W	4-0*	Home
3/25	W	5-1	Home
3/27	L	1-3	Away
3/30	L	2-3	Away
4/1	W	2-1(OT)#	Away

#Hec Kilrea scored at 11:49 of 3RD OT

*Shutout by Norm Smith

Detroit won series 3 games to 2

STANLEY CUP FINALS

DETROIT VS. NEW YORK RANGERS

Date	W/L	Score	Home/Away
4/6	L	1-5	Away
4/8	W	4-2	Home
4/11	L	0-1*	Home
4/13	W	1-0**	Home
4/15	W	3-0**	Home

*Shutout by Dave Kerr

**Shutouts by Earl Robertson

Detroit won series 3 games to 2

1936-37 Detroit Red Wings - Normie Smith, Pete Kelly, Larry Aurie, Herbie Lewis, Hec Kilrea, Mud Bruneteau, Syd Howe, Wally Kilrea, Jimmy Franks, Bucko McDonald, Gordon Pettinger, Ebbie Goodfellow, Johnny Gallagher, Scotty Bowman, Johnny Sorrell, Marty Barry, Earl Robertson, Johnny Sherf, Howard Mackie, Jack Adams (Manager-Coach), Honey Walker (Trainer)

1939

DETROIT VS. MONTREAL CANADIENS

Date	W/L	Score	Home/Away
3/21	L	0-2*	Away
3/23	W	7-3+	Home
3/26	W	1-0(OT)***	Home

+Hat trick by Syd Howe

*Shutout by Claude Bourque

**Shutout by Cecil Thompson

#Marty Barry scored at 7:47 of OT

Detroit won series 2 games to 1

DETROIT VS. TORONTO

Date	W/L	Score	Home/Away
3/28	L	1-4	Away
3/30	W	3-1	Home
4/1	L	4-5(OT)#	Away

#Gordie Drillon scored at 5:42 of OT

Toronto won series 2 games to 1

GAME-BY-GAME STANLEY CUP PLAYOFFS RESULTS



1940

DETROIT VS. NEW YORK AMERICANS

Date	W/L	Score	Home/Away
3/19	W	2-1(OT)#	Home
3/22	L	4-5	Away
3/24	W	3-1	Home

#Syd Howe scored at :25 of OT

Detroit won series 2 games to 1

DETROIT VS. TORONTO

Date	W/L	Score	Home/Away
3/26	L	1-2	Away
3/28	L	1-3	Home

Toronto won series 2 games to 0

1941

DETROIT VS. NEW YORK RANGERS

Date	W/L	Score	Home/Away
3/20	W	2-1(OT)#	Home
3/23	L	1-3	Away
3/25	W	3-2	Home

#Syd Howe scored at 12:01 of OT

Detroit won series 2 games to 1

DETROIT VS. CHICAGO

Date	W/L	Score	Home/Away
3/27	W	3-1	Home
3/30	W	2-1(OT)#	Away

#Gus Giesebrecht scored at 9:15 of OT

Detroit won series 2 games to 0

STANLEY CUP FINALS

DETROIT VS. BOSTON

Date	W/L	Score	Home/Away
4/6	L	2-3	Away
4/8	L	1-2	Away
4/10	L	2-4	Home
4/12	L	1-3	Home

Boston won series 4 games to 0

1942

DETROIT VS. MONTREAL

Date	W/L	Score	Home/Away
3/22	W	2-1	Home
3/24	L	0-5*	Away
3/26	W	6-2	Home

*Shutout by Paul Bibeaull

Detroit won series 2 games to 1

DETROIT VS. BOSTON

Date	W/L	Score	Home/Away
3/29	W	6-4	Away
3/31	W	3-1	Home

Detroit won series 2 games to 0

STANLEY CUP FINALS

DETROIT VS. TORONTO

Date	W/L	Score	Home/Away
4/4	W	3-2	Away
4/7	W	4-2	Away
4/9	W	5-2	Home
4/12	L	3-4	Home
4/14	L	3-9	Away
4/16	L	3-0*	Home
4/18	L	1-3	Away

*Shutout by Turk Broda

Toronto won series 4 games to 3

1943

DETROIT VS. TORONTO

Date	W/L	Score	Home/Away
3/21	W	4-2	Home
3/23	L	2-3 (OT)#	Home
3/25	W	4-2	Away
3/27	L	3-6	Away
3/28	W	4-2	Home
3/30	W	3-2 (OT)##	Away

#Jack McLean scored at 10:18 of 4th OT

##Adam Brown scored 9:21 of OT

Detroit won series 4 games to 2

STANLEY CUP FINALS

DETROIT VS. BOSTON (FINALS)

Date	W/L	Score	Home/Away
4/1	W	6-2+	Home
4/4	W	4-3	Home
4/7	W	4-0+++	Away
4/8	W	2-0*	Away

+Hat trick by Mud Bruneteau

++Hat trick by Don Grosso

*Shutouts by John Mowers

Detroit won series 4 games to 0

1942-43 - Detroit Red Wings - Jack Stewart, Jimmy Orlando,

Sid Abel, Alex Motter, Harry Watson, Joe Carveth, Mud

Bruneteau, Eddie Wares, Johnny Mowers, Cully Simon, Don

Grosso, Carl Liscombe, Adam Brown, Syd Howe, Les Douglas,

Harold Jackson, Joe Fisher, Connie Brown, Jack Adams

(Manager), Ebbie Goodfellow (Coach), Honey Walker (Trainer).

1944

DETROIT VS. CHICAGO

Date	W/L	Score	Home/Away
3/21	L	1-2	Home
3/23	W	4-1	Home
3/26	L	0-2*	Away
3/28	L	1-7	Away
3/30	L	2-5	Home

*Shutout by Mike Karakas

Chicago won series 4 games to 1

1945

DETROIT VS. BOSTON

Date	W/L	Score	Home/Away
3/20	L	3-4	Home
3/22	L	2-4	Home
3/25	W	3-2	Away
3/27	W	3-2	Away
3/29	W	3-2 (OT)#	Home
4/1	L	3-5	Away
4/3	W	5-3+	Home

#Mud Bruneteau scored at 17:12 of OT

+Hat trick by Carl Liscombe

Detroit won series 4 games to 3

GAME-BY-GAME STANLEY CUP PLAYOFFS RESULTS



STANLEY CUP FINALS

DETROIT VS. TORONTO

Date	W/L	Score	Home/Away
4/6	L	0-1*	Home
4/8	L	0-2*	Home
4/12	L	0-1*	Away
4/14	W	5-3	Away
4/19	W	2-0**	Home
4/21	W	1-0(OT)***	Away
4/22	L	1-2	Home

*Shutouts by Frank McCool

**Shutouts by Harry Lumley

#Eddie Bruneteau scored at 14:16 of OT

Toronto won series 4 games to 3

1946

DETROIT VS. BOSTON

Date	W/L	Score	Home/Away
3/19	L	1-3	Away
3/21	W	3-0*	Away
3/24	L	2-5	Home
3/26	L	1-4	Home
3/28	L	3-4 (OT)#	Away

*Shutout by Harry Lumley

#Don Gallinger scored at 9:51 of OT

Boston won series 4 games to 1

1947

DETROIT VS. TORONTO

Date	W/L	Score	Home/Away
3/26	L	2-3(OT)#	Away
3/29	W	9-1	Away
4/1	L	1-4	Home
4/3	L	1-4	Home
4/5	L	1-6	Away

#Howie Meeker scored at 3:05 of OT

Toronto won series 4 games to 1

1948

DETROIT VS. NEW YORK RANGERS

Date	W/L	Score	Home/Away
3/24	W	2-1	Home
3/26	W	5-2	Home
3/28	L	2-3	Away
3/30	L	1-3	Away
4/1	W	3-1	Home
4/4	W	4-2	Away

Detroit won series 4 games to 2

STANLEY CUP FINALS

DETROIT VS. TORONTO

Date	W/L	Score	Home/Away
4/7	L	3-5	Away
4/10	L	2-4	Away
4/11	L	0-2*	Home
4/14	L	2-7	Home

*Shutout by Turk Broda

Toronto won series 4 games to 0

1949

DETROIT VS. MONTREAL

Date	W/L	Score	Home/Away
3/22	W	2-1(OT)#	Home
3/24	L	3-4(OT)##	Home
3/26	L	2-3	Away
3/29	W	3-1	Away
3/31	W	3-1	Home
4/2	L	1-3	Away
4/5	W	3-1	Home

#Max McNab scored at 4:52 of 3rd OT

##Gerry Plamondon scored at 2:59 of OT

Detroit won series 4 games to 3

STANLEY CUP FINALS

DETROIT VS. TORONTO

Date	W/L	Score	Home/Away
4/8	L	2-3(OT)#	Home
4/10	L	1-3	Home
4/13	L	1-3	Away
4/16	L	1-3	Away

#Joe Klukay scored at 17:31 of OT

Toronto won series 4 games to 0

1950

DETROIT VS. TORONTO

Date	W/L	Score	Home/Away
3/28	L	0-5*	Home
3/30	W	3-1	Home
4/1	L	0-2*	Away
4/4	W	2-1(OT)#	Away
4/6	L	0-2*	Home
4/8	W	4-0**	Away
4/9	W	1-0(OT)# **	Home

*Shutouts by Turk Broda

**Shutouts by Harry Lumley

#Leo Reise scored at :38 of 2ND OT

##Leo Reise scored at 8:39 of OT

Detroit won series 4 games to 3

STANLEY CUP FINALS

DETROIT VS. NEW YORK RANGERS

Date	W/L	Score	Home/Away
4/11	W	4-1	Home
4/13	L	1-3 -	Away
4/15	W	4-0* -	Away
4/17	L	3-4 (OT)#	Home
4/20	L	1-2 (OT)##	Home
4/22	W	5-4	Home
4/23	W	4-3 (OT)###	Home

-Games Played in Toronto

*Shutout by Harry Lumley

#Don Raleigh scored at 8:54 of OT

##Don Raleigh scored at 1:38 of OT

###Pete Babando scored at 8:31 of 2nd OT

Detroit won series 4 games to 3

1949-50 - Detroit Red Wings - Harry Lumley, Jack Stewart, Leo Reise Jr., Clare Martin, Al Dewsbury, Lee Fogolin, Marcel Pronovost, Red Kelly, Ted Lindsay, Sid Abel (Captain), Gordie Howe, George Gee, Jimmy Peters, Marty Pavelich, Jim McFadden, Pete Babando, Max McNab, Gerry Couture, Joe Carveth, Steve Black, Johnny Wilson, Larry Wilson, Doug McKay, Jack Adams (Manager), Tommy Ivan (Coach), Carl Mattson (Trainer).

GAME-BY-GAME STANLEY CUP PLAYOFFS RESULTS



1951

DETROIT VS. MONTREAL

Date	W/L	Score	Home/Away
3/27	L	2-3 (OT)#	Home
3/29	L	0-1(OT)## *	Home
3/31	W	2-0**	Away
4/3	W	4-1	Away
4/5	L	2-5	Home
4/7	L	2-3	Away

#Maurice Richard scored at 1:09 of 4th OT

##Maurice Richard scored at 2:20 of 3rd OT

*Shutout by Terry Sawchuk

**Shutout by Gerry McNeil

Montreal won series 4 games to 2

1952

DETROIT VS. TORONTO

Date	W/L	Score	Home/Away
3/25	W	3-0*	Home
3/27	W	1-0*	Home
3/29	W	6-2	Away
4/1	W	3-1	Away

*Shutouts by Terry Sawchuk

Detroit won series 4 games to 0

STANLEY CUP FINALS

DETROIT VS. MONTREAL

Date	W/L	Score	Home/Away
4/10	W	3-1	Away
4/12	W	2-1	Away
4/13	W	3-0*	Home
4/15	W	3-0*	Home

*Shutouts by Terry Sawchuk

Detroit won series 4 games to 0

1951-52 - Detroit Red Wings - Terry Sawchuk, Bob Goldham, Benny Woit, Red Kelly, Leo Reise Jr., Marcel Pronovost, Ted Lindsay, Tony Leswick, Gordie Howe, Metro Prystai, Marty Pavelich, Sid Abel (Captain), Glen Skov, Alex Delvecchio, Johnny Wilson, Vic Stasiuk, Larry Zeidel, Glenn Hall, Jack Adams (Manager), Tommy Ivan (Coach), Carl Mattson (Trainer).

1953

DETROIT VS. BOSTON

Date	W/L	Score	Home/Away
3/24	W	7-0*	Home
3/26	L	3-5	Home
3/29	L	1-2(OT)#	Away
3/31	L	2-6	Away
4/2	W	6-4	Home
4/5	L	2-4	Away

*Shutout by Terry Sawchuk

#Jack McIntyre scored at 12:29 of OT

Boston won series 4 games to 2

1954

DETROIT VS. TORONTO

Date	W/L	Score	Home/Away
3/23	W	5-0*	Home
3/25	L	1-3	Home
3/27	W	3-1	Away
3/30	W	2-1	Away
4/1	W	4-3 (OT)#	Home

*Shutout by Terry Sawchuk

#Ted Lindsay scored at 1:01 of 2nd OT

Detroit won series 4 games to 1

STANLEY CUP FINALS

DETROIT VS. MONTREAL

Date	W/L	Score	Home/Away
4/4	W	3-1	Home
4/6	L	1-3	Home
4/8	W	5-2	Away
4/10	W	2-0*	Away
4/11	L	0-1(OT)# **	Home
4/13	L	1-4	Away
4/16	W	2-1(OT)##	Home

*Shutout by Terry Sawchuk

**Shutout by Gerry McNeil

#Kenny Mosdell scored at 5:45 of OT

##Tony Leswick scored at 4:29 of OT

Detroit won series 4 games to 3

1953-54 - Detroit Red Wings - Terry Sawchuk, Red Kelly, Bob Goldham, Benny Woit, Marcel Pronovost, Al Arbour, Keith Allen, Ted Lindsay (Captain), Tony Leswick, Gordie Howe, Marty Pavelich, Alex Delvecchio, Metro Prystai, Glen Skov, Johnny Wilson, Bill Dineen, Jimmy Peters, Dutch Reibel, Gilles Dube, Dave Gatherum, Jack Adams (Manager), Tommy Ivan (Coach), Carl Mattson (Trainer).

1955

DETROIT VS. TORONTO

Date	W/L	Score	Home/Away
3/22	W	7-4	Home
3/24	W	2-1	Home
3/26	W	2-1	Away
3/29	W	3-0*	Away

*Shutout by Terry Sawchuk

Detroit won series 4 games to 0

STANLEY CUP FINALS

DETROIT VS. MONTREAL

Date	W/L	Score	Home/Away
4/3	W	4-2	Home
4/5	W	7-1+	Home
4/7	L	2-4	Away
4/9	L	3-5	Away
4/10	W	5-1++	Home
4/12	L	3-6	Away
4/14	W	3-1	Home

+4-Goal hat trick by Ted Lindsay

++Hat trick by Gordie Howe

Detroit won series 4 games to 3

1954-55 - Detroit Red Wings - Terry Sawchuk, Red Kelly, Bob Goldham, Marcel Pronovost, Benny Woit, Jim Hay, Larry Hillman, Ted Lindsay (Captain), Tony Leswick, Gordie Howe, Alex Delvecchio, Marty Pavelich, Glen Skov, Dutch Reibel, Johnny Wilson, Bill Dineen, Vic Stasiuk, Marcel Bonin, Jack Adams (Manager), Jimmy Skinner (Coach), Carl Mattson (Trainer).

1956

DETROIT VS. TORONTO

Date	W/L	Score	Home/Away
3/20	W	3-2	Home
3/22	W	3-1	Home
3/24	W	5-4(OT)#	Away
3/27	L	0-2*	Away
3/29	W	3-1	Home

#Ted Lindsay scored at 4:22 of OT

*Shutout by Harry Lumley

Detroit won series 4 games to 1

GAME-BY-GAME STANLEY CUP PLAYOFFS RESULTS



STANLEY CUP FINALS

DETROIT VS. MONTREAL

Date	W/L	Score	Home/Away
3/31	L	4-6	Away
4/3	L	1-5	Away
4/5	W	3-1	Home
4/8	L	0-3*	Home
4/10	L	1-3	Away

*Shutout by Jacques Plante

Montreal won series 4 games to 1

1957

DETROIT VS. BOSTON

Date	W/L	Score	Home/Away
3/26	L	1-3	Home
3/28	W	7-2	Home
3/31	L	3-4	Away
4/2	L	0-2*	Away
4/4	L	3-4	Home

*Shutout by Don Simmons

Boston won series 4 games to 1

1958

DETROIT VS. MONTREAL

Date	W/L	Score	Home/Away
3/25	L	1-8	Away
3/27	L	1-5	Away
3/30	L	1-2(OT)#	Home
4/1	L	3-4	Home

#Andre Pronovost scored at 11:52 of OT

Montreal won series 4 games to 0

1960

DETROIT VS. TORONTO

Date	W/L	Score	Home/Away
3/23	W	2-1	Away
3/26	L	2-4	Away
3/27	L	4-5 (OT)#	Home
3/29	W	2-1(OT)##	Home
4/2	L	4-5	Away
4/3	L	2-4	Home

#Frank Mahovlich scored at 3:00 of 3rd OT

##Gerry Melnyk scored at 1:54 of OT

Toronto won series 4 games to 2

1961

DETROIT VS. TORONTO

Date	W/L	Score	Home/Away
3/22	L	2-3(OT)#	Away
3/25	W	4-2	Away
3/26	W	2-0*	Home
3/28	W	4-1	Home
4/1	W	3-2	Away

#George Armstrong scored at 4:51 of 2nd OT

*Shutout by Terry Sawchuk

Detroit won series 4 games to 1

STANLEY CUP FINALS

DETROIT VS. CHICAGO

Date	W/L	Score	Home/Away
4/6	L	2-3	Away
4/8	W	3-1	Home
4/10	L	1-3	Away
4/12	W	2-1	Home
4/14	L	3-6	Away
4/16	L	1-5	Home

Chicago won series 4 games to 2

1963

DETROIT VS. CHICAGO

Date	W/L	Score	Home/Away
3/26	L	4-5	Away
3/28	L	2-5	Away
3/31	W	4-2	Home
4/2	W	4-1	Home
4/4	W	4-2	Away
4/7	W	7-4	Home

Detroit won series 4 games to 2

STANLEY CUP FINALS

DETROIT VS. TORONTO

Date	W/L	Score	Home/Away
4/9	L	2-4	Away
4/11	L	2-4	Away
4/14	W	3-2	Home
4/16	L	2-4	Home
4/18	L	1-3	Away

Toronto won series 4 games to 1

1964

DETROIT VS. CHICAGO

Date	W/L	Score	Home/Away
3/26	L	1-4	Away
3/29	W	5-4+	Away
3/31	W	3-0*	Home
4/2	L	2-3 (OT)#	Home
4/5	L	2-3	Away
4/7	W	7-2+	Home
4/9	W	4-2	Away

+Hat tricks by Norm Ullman

#Murray Balfour scored at 8:21 of OT

*Shutout by Terry Sawchuk

Detroit won series 4 games to 3

STANLEY CUP FINALS

DETROIT VS. TORONTO

Date	W/L	Score	Home/Away
4/11	L	2-3	Away
4/14	W	4-3(OT)#	Away
4/16	W	4-3	Home
4/18	L	2-4	Home
4/21	W	2-1	Away
4/23	L	3-4(OT)##	Home
4/25	L	0-4*	Away

#Larry Jeffrey scored at 7:52 of OT

##Bobby Baun scored at 1:43 of OT

*Shutout by Johnny Bower

Toronto won series 4 games to 3

1965

DETROIT VS. CHICAGO

Date	W/L	Score	Home/Away
4/1	W	4-3	Home
4/4	W	6-3	Home
4/6	L	2-5	Away
4/8	L	1-2	Away
4/11	W	4-2+	Home
4/13	L	0-4*	Away
4/15	L	2-4	Home

+Hat trick by Norm Ullman

*Shutout by Glenn Hall

Chicago won series 4 games to 3

GAME-BY-GAME STANLEY CUP PLAYOFFS RESULTS



1966

DETROIT VS. CHICAGO

Date	W/L	Score	Home/Away
4/7	L	1-2	Away
4/10	W	7-0*	Away
4/12	L	1-2	Home
4/14	W	5-1	Home
4/17	W	5-3	Away
4/19	W	3-2	Home

*Shutout by Roger Crozier

Detroit won series 4 games to 2

STANLEY CUP FINALS

DETROIT VS. MONTREAL

Date	W/L	Score	Home/Away
4/24	W	3-2	Away
4/26	W	5-2	Away
4/28	L	2-4	Home
5/1	L	1-2	Home
5/3	L	3-5	Away
5/5	L	2-3(OT)#	Home

#Henri Richard scored at 2:20 of OT

Montreal won series 4 games to 2

1970

DETROIT VS. CHICAGO

Date	W/L	Score	Home/Away
4/8	L	2-4	Away
4/9	L	2-4	Away
4/11	L	2-4	Home
4/12	L	2-4	Home

Chicago won series 4 games to 0

1978

DETROIT VS. ATLANTA

Date	W/L	Score	Home/Away
4/11	W	5-3	Away
4/13	W	3-2	Home

Detroit won series 2 games to 0

DETROIT VS. MONTREAL

Date	W/L	Score	Home/Away
4/17	L	2-6	Away
4/19	W	4-2	Away
4/21	L	2-4	Home
4/23	L	0-8*	Home
4/25	L	2-4	Away

*Shutout by Ken Dryden

Montreal won series 4 games to 1

1984

DETROIT VS. ST. LOUIS

Date	W/L	Score	Home/Away
4/4	L	2-3	Away
4/5	W	5-3	Away
4/7	L	3-4(OT)#	Home
4/8	L	2-3(OT)##	Home

#Mark Reeds scored at 17:07 of 2nd OT

##Jorgen Pettersson scored at 2:42 of OT

St. Louis won series 3 games to 1

1985

DETROIT VS. CHICAGO

Date	W/L	Score	Home/Away
4/10	L	5-9	Away
4/11	L	1-6	Away
4/13	L	2-8	Home

Chicago won series 3 games to 0

1987

DETROIT VS. CHICAGO

Date	W/L	Score	Home/Away
4/8	W	3-1	Home
4/9	W	5-1	Home
4/11	W	4-3(OT)#	Away
4/12	W	3-1	Away

#Shawn Burr scored at 4:51 of OT

Detroit won series 4 games to 0

DETROIT VS. TORONTO

Date	W/L	Score	Home/Away
4/21	L	2-4	Home
4/23	L	2-7	Home
4/24	W	4-2	Away
4/27	L	2-3(OT)#	Away
4/29	W	3-0*	Home
5/1	W	4-2	Away
5/3	W	3-0*	Home

#Mike Allison scored at 9:31 of OT

*Shutouts by Glen Hanlon

Detroit won series 4 games to 3

DETROIT VS. EDMONTON

Date	W/L	Score	Home/Away
5/5	W	3-1	Away
5/7	L	1-4	Away
5/9	L	1-2	Home
5/11	L	2-3	Home
5/13	L	3-6	Away

Edmonton won series 4 games to 1

1988

DETROIT VS. TORONTO

Date	W/L	Score	Home/Away
4/6	L	2-6	Home
4/7	W	6-2+	Home
4/9	W	6-3	Away
4/10	W	8-0*	Away
4/12	L	5-6(OT)#	Home
4/14	W	5-3	Away

+Hat trick by Peter Klima

#Ed Olczyk scored at :34 of OT

*Shutout by Glen Hanlon

Detroit won series 4 games to 2

DETROIT VS. ST. LOUIS

Date	W/L	Score	Home/Away
4/19	W	5-4	Home
4/21	W	6-0+*	Home
4/23	L	3-6	Away
4/25	W	3-1	Away
4/27	W	4-3	Home

*Shutout by Greg Stefan

+Hat trick by Peter Klima

Detroit won series 4 games to 1

DETROIT VS. EDMONTON

Date	W/L	Score	Home/Away
5/3	L	1-4	Away
5/5	L	3-5	Away
5/7	W	5-2	Home
5/9	L	3-4(OT)#	Home
5/11	L	4-8	Away

#Jari Kurri scored at 11:02 of OT

Edmonton won series 4 games to 1

GAME-BY-GAME STANLEY CUP PLAYOFFS RESULTS



1989

DETROIT VS. CHICAGO

Date	W/L	Score	Home/Away
4/5	W	3-2	Home
4/6	L	4-5(OT)#+	Home
4/8	L	2-4	Away
4/10	L	2-3	Away
4/11	W	6-4	Home
4/13	L	1-7	Away

#Duane Sutter scored at 14:36 of OT

+Hat trick by Steve Yzerman

Chicago won series 4 games to 2

1991

DETROIT VS. ST. LOUIS

Date	W/L	Score	Home/Away
4/4	W	6-3+	Away
4/6	L	2-4	Away
4/8	W	5-2	Home
4/10	W	4-3	Home
4/12	L	1-6	Away
4/14	L	0-3*	Home
4/16	L	2-3	Away

+Hat trick by Steve Yzerman

*Shutout by Vincent Riendeau

St. Louis won series 4 games to 3

1992

DETROIT VS. MINNESOTA

Date	W/L	Score	Home/Away
4/18	L	3-4	Home
4/20	L	2-4	Home
4/22	W	5-4(OT)#	Away
4/24	L	4-5	Away
4/26	W	3-0*	Home
4/28	W	1-0(OT)## * Away	
4/30	W	5-2	Home

#Yves Racine scored at 1:15 of OT

*Shutouts by Tim Cheveldae

##Sergei Federov scored at 16:13 of OT

Detroit won series 4 games to 3

DETROIT VS. CHICAGO

Date	W/L	Score	Home/Away
5/2	L	1-2	Home
5/4	L	1-3	Home
5/6	L	4-5	Away
5/8	L	0-1*	Away

*Shutout by Ed Belfour

Chicago won series 4 games to 0

1993

DETROIT VS. TORONTO

Date	W/L	Score	Home/Away
4/19	W	6-3	Home
4/21	W	6-2	Home
4/23	L	3-4	Away
4/25	L	2-3	Away
4/27	L	4-5(OT)#	Home
4/29	W	7-3+	Away
5/1	L	3-4(OT)##	Home

#Mike Foligno scored at 2:05 of OT

+Hat trick by Dino Ciccarelli

##Nikolai Borschevsky scored at 2:35 of OT

Toronto won series 4 games to 3

1994

DETROIT VS. SAN JOSE

Date	W/L	Score	Home/Away
4/18	L	4-5	Home
4/20	W	4-0*	Home
4/22	W	3-2	Away
4/23	L	3-4	Away
4/26	L	4-6	Away
4/28	W	7-1	Home
4/30	L	2-3	Home

*Shutout by Chris Osgood

San Jose won series 4 games to 3

1995

DETROIT VS. DALLAS

Date	W/L	Score	Home/Away
5/7	W	4-3	Home
5/9	W	4-1	Home
5/11	W	5-1+	Away
5/14	L	1-4	Away
5/15	W	3-1	Home

+Hat trick by Dino Ciccarelli

Detroit won series 4 games to 1

DETROIT VS. SAN JOSE

Date	W/L	Score	Home/Away
5/21	W	6-0*	Home
5/23	W	6-2	Home
5/25	W	6-2	Away
5/27	W	6-2	Away

*Shutout by Mike Vernon

Detroit won series 4 games to 0

DETROIT VS. CHICAGO

Date	W/L	Score	Home/Away
6/1	W	2-1(OT)#	Home
6/4	W	3-2	Home
6/6	W	4-3(OT)##	Away
6/8	L	2-5	Away
6/11	W	2-1(OT)###	Home

#Nicklas Lidstrom scored at 1:01 of OT

##Vladimir Konstantinov scored at 9:25 of 2nd OT

###Vyacheslav Kozlov scored at 2:25 of 2nd OT

Detroit won series 4 games to 1

STANLEY CUP FINALS

DETROIT VS. NEW JERSEY

Date	W/L	Score	Home/Away
6/17	L	1-2	Home
6/20	L	2-4	Home
6/22	L	2-5	Away
6/24	L	2-5	Away

New Jersey won series 4 games to 0

1996

DETROIT VS. WINNIPEG

Date	W/L	Score	Home/Away
4/17	W	4-1	Home
4/19	W	4-0*	Home
4/21	L	1-4	Away
4/23	W	6-1	Away
4/26	L	1-3	Home
4/28	W	4-1	Away

*Shutout by Chris Osgood

Detroit won series 4 games to 2

GAME-BY-GAME STANLEY CUP PLAYOFFS RESULTS



DETROIT VS. ST. LOUIS

Date	W/L	Score	Home/Away
5/3	W	3-2	Home
5/5	W	8-3	Home
5/8	L	4-5(OT)#	Away
5/10	L	0-1*	Away
5/12	L	2-3	Home
5/14	W	4-2	Away
5/16	W	1-0(OT)##	Home

#Igor Kravchuk scored at 3:23 of OT

*Shutout by Jon Casey

##Steve Yzerman scored at 1:15 of 2nd OT

Detroit won series 4 games to 3

DETROIT VS. COLORADO

Date	W/L	Score	Home/Away
5/19	L	2-3(OT)#	Home
5/21	L	0-3*	Home
5/23	W	6-4	Away
5/25	L	2-4	Away
5/27	W	5-2	Home
5/29	L	1-4	Away

#Mike Keane scored at 17:31 of OT

*Shutout by Patrick Roy

Colorado won series 4 games to 2

1997

DETROIT VS. ST. LOUIS

Date	W/L	Score	Home/Away
4/16	L	0-2*	Home
4/18	W	2-1	Home
4/20	W	3-2	Away
4/22	L	0-4*	Away
4/25	W	5-2	Home
4/27	W	3-1	Away

*Shutouts by Grant Fuhr

Detroit won series 4 games to 2

DETROIT VS. ANAHEIM

Date	W/L	Score	Home/Away
5/2	W	2-1(OT)#	Home
5/4	W	3-2(OT)##	Home
5/6	W	5-3	Away
5/8	W	3-2(OT)###	Away

#Martin Lapointe scored at :59 of OT

##Vyacheslav Kozlov scored at 1:31 of 3rd OT

###Brendan Shanahan scored at 17:03 of 2nd OT

Detroit won series 4 games to 0

DETROIT VS. COLORADO

Date	W/L	Score	Home/Away
5/15	L	1-2	Away
5/17	W	4-2	Away
5/19	W	2-1	Home
5/22	W	6-0*	Home
5/24	L	0-6**	Away
5/26	W	3-1	Home

*Shutout by Mike Vernon

**Shutout by Patrick Roy

Detroit won series 4 games to 2

STANLEY CUP FINALS

DETROIT VS. PHILADELPHIA

Date	W/L	Score	Home/Away
5/31	W	4-2	Away
6/3	W	4-2	Away
6/5	W	6-1	Home
6/7	W	2-1	Home

Detroit won series 4 games to 0

1996-97- Detroit Red Wings - Steve Yzerman (Captain), Doug Brown, Mathieu Dandenault, Kris Draper, Sergei Fedorov, Viacheslav Fetisov, Kevin Hodson, Tomas Holmstrom, Joe Kocur, Vladimir Konstantinov, Vyacheslav Kozlov, Martin Lapointe, Igor Larionov, Nicklas Lidstrom, Kirk Maltby, Darren McCarty, Larry Murphy, Chris Osgood, Jamie Pushor, Bob Rouse, Tomas Sandstrom, Brendan Shanahan, Tim Taylor, Mike Vernon, Aaron Ward, Mike Ilitch (Owner/ Chairman), Marian Ilitch (Owner), Atanas Ilitch, Christopher Ilitch (Vice Presidents), Denise Ilitch Lites, Ronald Ilitch, Michael Ilitch, Jr., Lisa Ilitch Murray, Carole Ilitch Trepeck, Jim Devellano (Senior Vice President), Scotty Bowman (Head Coach/ Director of Player Personal), Ken Holland (Asst. General Manager) Barry Smith, Dave Lewis (Associate Coaches), Mike Krushelnyski (Assistant Coach), Jim Nill (Director of Player Development), Dan Belisle, Mark Howe, (Pro Scouts), Haken Andersson (Director of European Scouting), John Wharton, (Athletic Trainer), Paul Boyer (Equipment Manger), Tim Abbott, (Asst. Equipment Manager), Sergei Mnatsakanov (Masseur).

1998

DETROIT VS. PHOENIX

Date	W/L	Score	Home/Away
4/22	W	6-3	Home
4/24	L	4-7	Home
4/26	L	2-3	Away
4/28	W	4-2	Away
4/30	W	3-1	Home
5/3	W	5-2	Away

Detroit won series 4 games to 2

DETROIT VS. ST. LOUIS

Date	W/L	Score	Home/Away
5/8	L	2-4	Home
5/10	W	6-1	Home
5/12	W	3-2(OT)#	Away
5/14	W	5-2	Away
5/17	L	1-3	Home
5/19	W	6-1	Away

#Brendan Shanahan scored at 1:12 of 2ND OT

Detroit won series 4 games to 2

DETROIT VS. DALLAS

Date	W/L	Score	Home/Away
5/24	W	2-0*	Away
5/26	L	1-3	Away
5/29	W	5-3	Home
5/31	W	3-2	Home
6/3	L	2-3(OT)#	Away
6/5	W	2-0*	Home

*Shutout by Chris Osgood

#Jamie Langenbrunner scored at :46 of OT

Detroit won series 4 games to 2

STANLEY CUP FINALS

DETROIT VS. WASHINGTON

Date	W/L	Score	Home/Away
6/9	W	2-1	Home
6/11	W	5-4(OT)#	Home
6/13	W	2-1	Away
6/16	W	4-1	Away

#Kris Draper scored at 15:24 of OT

Detroit won series 4 games to 0

1997-98 - Detroit Red Wings - Steve Yzerman (Captain), Doug Brown, Mathieu Dandenault, Kris Draper, Anders Eriksson, Sergei Fedorov, Viacheslav Fetisov, Brent Gilchrist, Kevin Hodson, Tomas Holmstrom, Mike Knuble, Joe Kocur, Vyacheslav Kozlov, Martin Lapointe, Igor Larionov, Nicklas

GAME-BY-GAME STANLEY CUP PLAYOFFS RESULTS



Lidstrom, Jamie Macoun, Kirk Maltby, Darren McCarty, Dimitri Mironov, Larry Murphy, Chris Osgood, Bob Rouse, Brendan Shanahan, Aaron Ward, Mike Ilitch (Owner/Chairman), Marian Ilitch (Owner), Atanas Ilitch, Christopher Ilitch (Vice Presidents), Denise Ilitch, Ronald Ilitch, Michael Ilitch, Jr., Lisa Ilitch Murray, Carole Ilitch Trepeck, Jim Devellano (Senior Vice President), Scotty Bowman (Head Coach), Ken Holland (General Manager), Don Waddell (Asst. General Manager), Barry Smith, Dave Lewis (Associate Coaches), Jim Bedard (Goaltending Consultant), Jim Nill (Director of Player Development), Dan Belisle, Mark Howe (Pro Scouts), Haken Andersson (Director of European Scouting), Mark Leach (USA Scout), Joe McDonnell (Eastern Scout), Bruce Haralson (Western Scout), John Wharton (Athletic Trainer), Paul Boyer (Equipment Manger), Tim Abbott (Asst. Equipment Manager), Bob Huddleston (Masseur), Wally Crossman (Dressing Room Assistant).

1999

DETROIT VS. ANAHEIM

Date	W/L	Score	Home/Away
4/21	W	5-3	Home
4/23	W	5-1	Home
4/25	W	4-2	Away
4/27	W	3-0*	Away

*Shutout by Chris Osgood

Detroit won series 4 games to 0

DETROIT VS. COLORADO

Date	W/L	Score	Home/Away
5/7	W	3-2(OT)#	Away
5/9	W	4-0*	Away
5/11	L	3-5	Home
5/13	L	2-6	Home
5/16	L	0-3**	Away
5/18	L	2-5	Home

#Kirk Maltby scored at 4:18 of OT

*Shutout by Bill Ranford

**Shutout by Patrick Roy

Colorado won series 4 games to 2

2000

DETROIT VS. LOS ANGELES

Date	W/L	Score	Home/Away
4/13	W	2-0*	Home
4/15	W	8-5+	Home
4/17	W	2-1	Away
4/19	W	3-0*	Away

*Shutouts by Chris Osgood

+Hat trick by Martin Lapointe

Detroit won series 4 games to 0

DETROIT VS. COLORADO

Date	W/L	Score	Home/Away
4/27	L	0-2*	Away
4/29	L	1-3	Away
5/1	W	3-1	Home
5/3	L	2-3(OT)#	Home
5/5	L	2-4	Away

*Shutout by Patrick Roy

#Chris Drury scored at 10:21 of OT

Colorado won series 4 games to 1

2001

DETROIT VS. LOS ANGELES

Date	W/L	Score	Home/Away
4/11	W	5-3	Home
4/14	W	4-0*	Home
4/15	L	1-2	Away
4/18	L	3-4(OT)#	Away
4/21	L	2-3	Home
4/23	L	2-3(OT)##	Away

*Shutout by Chris Osgood

#Eric Belanger scored at 2:36 of OT

##Adam Deadmarsh scored at 4:48 of OT

Los Angeles won series 4 games to 2

2002

DETROIT VS. VANCOUVER

Date	W/L	Score	Home/Away
4/17	L	3-4(OT)#	Home
4/19	L	2-5	Home
4/21	W	3-1	Away
4/23	W	4-2	Away
4/25	W	4-0*	Home
4/27	W	6-4+	Away

+Hat Trick by Brett Hull

*Shutout by Dominik Hasek

#Henrik Sedin scored at 13:59 of OT

Detroit won series 4 games to 2

DETROIT VS. ST. LOUIS

Date	W/L	Score	Home/Away
5/2	W	2-0*	Home
5/4	W	3-2	Home
5/7	L	1-6	Away
5/9	W	4-3	Away
5/11	W	4-0*	Home

*Shutouts by Dominik Hasek

Detroit won series 4 games to 1

DETROIT VS. COLORADO

Date	W/L	Score	Home/Away
5/18	W	5-3+	Home
5/20	L	3-4(OT)#	Home
5/22	W	2-1(OT)##	Away
5/25	L	2-3	Away
5/27	L	1-2(OT)###	Away
5/29	W	2-0*	Away
5/31	W	7-0*	Home

+Hat trick by Darren McCarty

#Chris Drury scored at 2:17 of OT

##Fredrik Olausson scored at 12:44 of OT

###Peter Forsberg scored at 6:24 of OT

*Shutouts by Dominik Hasek

Detroit won series 4 games to 3

STANLEY CUP FINALS

DETROIT VS. CAROLINA

Date	W/L	Score	Home/Away
6/4	L	2-3(OT)#	Home
6/6	W	3-1	Home
6/8	W	3-2(OT)##	Away
6/10	W	3-0*	Away
6/13	W	3-1	Home

#Ron Francis scored at :58 of OT

##Igor Larionov scored at 14:47 of 3RD OT

GAME-BY-GAME STANLEY CUP PLAYOFFS RESULTS



*Shutout by Dominik Hasek

Detroit won series 4 games to 1

2001-02 - Detroit Red Wings - Steve Yzerman (Captain), Chris Chelios, Mathieu Dandenault, Pavel Datsyuk, Boyd Devereaux, Kris Draper, Steve Duchesne, Sergei Fedorov, Jiri Fischer, Dominik Hasek, Tomas Holmstrom, Brett Hull, Igor Larionov, Manny Legace, Nicklas Lidstrom, Kirk Maltby, Darren McCarty, Fredrik Olausson, Luc Robitaille, Brendan Shanahan, Jiri Slegr, Jason Williams, Mike Ilitch (Owner/Gov.), Marian Ilitch (Owner/Sec.-Tres.), Ronald Ilitch, Michael Ilitch, Jr., Lisa Ilitch Murray, Atanas Ilitch, Carole Ilitch-Trepeck, Jim Devellano (Sr. V.P.), Christopher Ilitch (V.P.), Denise Ilitch (Alt. Governor), Ken Holland (G.M.), Jim Nill (Asst. G.M.), Scotty Bowman (Head Coach), Jim Berard (Goaltending Consultant), Joe Kocur (Video Coord.), John Wharton (Trainer), Paul Boyer (Equipment Mgr.), Piet Van Zant (Asst. Trainer), Tim Abbott (Asst. Equipment Mgr.), Sergei Tchekmarev (Masseur), Dan Belisle, Mark Howe, Bob McCammon (Pro Scouts), Hakan Andersson (Dir. of European Scouting), Mark Leach, Bruce Haralson, Joe McDonnell, Glenn Merkowsky (Scouts).

2003

DETROIT VS. ANAHEIM

Date	W/L	Score	Home/Away
4/10	L	2-3(OT)#	Home
4/12	L	2-3	Home
4/14	L	1-2	Away
4/16	L	2-3(OT)##	Away

#Paul Kariya scored at 3:18 of 3RD OT

##Steve Ruchin scored at 6:53 of OT

Anaheim won series 4 games to 0

2004

DETROIT VS. NASHVILLE

Date	W/L	Score	Home/Away
4/7	W	3-1	Home
4/10	W	2-1	Home
4/11	L	1-3	Away
4/13	L	0-3*	Away
4/15	W	4-1	Home
4/17	W	2-0**	Away

*Shutout by Tomas Vokoun

**Shutout by Curtis Joseph Detroit won series 4 games to 2

DETROIT VS. CALGARY

Date	W/L	Score	Home/Away
4/22	L	1-2(OT)#	Home
4/24	W	5-2	Home
4/27	L	2-3	Away
4/29	W	4-2	Away
5/1	L	0-1*	Home
5/3	L	0-1(OT)# *	Away

*Shutouts by Miikka Kiprusoff

#Marcus Nilson scored at 2:39 of OT

##Martin Gelin scored at 19:13 of OT

Calgary won series 4 games to 2

2006

DETROIT VS. EDMONTON

Date	W/L	Score	Home/Away
4/21	W	3-2 (OT)#	Home
4/23	L	2-4	Home
4/25	L	3-4 (OT)#	Away
4/27	W	4-2	Away
4/29	L	2-3	Home
5/1	L	4-3	Away

#Kirk Maltby at 2:39 of 2ND OT

##Jarret Stoll at 8:44 of 2ND OT

Edmonton won series 4 games to 2

2007

DETROIT VS. CALGARY

Date	W/L	Score	Home/Away
4/12	W	4-1	Home
4/15	W	3-1	Home
4/17	L	2-3	Away
4/19	L	2-3	Away
4/21	W	5-1	Home
4/22	W	2-1(OT)#	Away

#Johan Franzen scored at 4:23 of 2nd OT

Detroit won series 4 games to 2

DETROIT VS. SAN JOSE

Date	W/L	Score	Home/Away
4/26	L	0-2*	Home
4/28	W	3-2	Home
4/30	L	1-2	Away
5/2	W	3-2 (OT)#	Away
5/5	W	4-1	Home
5/7	W	2-0**	Away

*Shutout by Evgeni Nabakov

**Shutout by Dominik Hasek

#Mathieu Schneider scored at 16:04 of OT

Detroit won series 4 games to 2

DETROIT VS. ANAHEIM

Date	W/L	Score	Home/Away
5/11	W	2-1	Home
5/13	L	3-4(OT)#	Home
5/15	W	5-0*	Away
5/17	L	3-5	Away
5/20	L	1-2(OT)##	Home
5/22	L	3-4	Away

*Shutout by Dominik Hasek

#Scott Niedermayer scored at 14:17 of OT

##Temmu Selanne scored at 11:57 of OT

Anaheim won series 4 games to 2

2008

DETROIT VS. NASHVILLE

Date	W/L	Score	Home/Away
4/10	W	3-1	Home
4/12	W	4-2	Home
4/14	L	3-5	Away
4/16	L	2-3	Away
4/18	W	2-1(OT)#	Home
4/20	W	3-0*	Away

*Shutout by Chris Osgood

#Johan Franzen scored at 1:48 of OT

Detroit won series 4 games to 2

GAME-BY-GAME STANLEY CUP PLAYOFFS RESULTS



DETROIT VS. COLORADO

Date	W/L	Score	Home/Away
4/24	W	4-3	Home
4/26	W	5-1+	Home
4/29	W	4-3	Away
5/1	W	8-2+	Away

+Hat tricks by Johan Franzen
Detroit won series 4 games to 0

DETROIT VS. DALLAS

Date	W/L	Score	Home/Away
5/8	W	4-1	Home
5/10	W	2-1	Home
5/12	W	5-2+	Away
5/14	L	1-3	Away
5/17	L	1-2	Home
5/19	W	4-1	Away

+Hat trick by Pavel Datsyuk
Detroit won series 4 games to 2

STANLEY CUP FINALS

DETROIT VS. PITTSBURGH

Date	W/L	Score	Home/Away
5/24	W	4-0*	Home
5/26	W	3-0*	Home
5/28	L	2-3	Away
5/31	W	2-1	Away
6/2	L	3-4 (OT)#	Home
6/4	W	3-2	Away

#Petr Sykora scored at 9:57 of 3rd OT

*Shutout by Chris Osgood

Detroit won series 4 games to 2

2007-08 – Detroit Red Wings – Nicklas Lidstrom (Captain), Chris Chelios, Dallas Drake, Daniel Cleary, Pavel Datsyuk, Kris Draper, Jiri Hudler, Johan Franzen, Tomas Holmstrom, Niklas Kronwall, Brian Rafalski, Brett Lebeda, Valtteri Filppula, Andreas Lilja, Kirk Maltby, Aaron Downey, Chris Osgood, Mikael Samuelsson, Dominik Hasek, Tomas Kopecky, Henrik Zetterberg, Brad Stuart, Darren McCarty, Darren Helm, Derek Meech, Michael Ilitch (Owner-Gov.), Marian Ilitch (Owner/Sec.-Tres.), Christopher Ilitch (VP/Alt. Gov.), Denise Ilitch, Ronald Ilitch, Michael Ilitch, Jr., Lisa Ilitch Murray, Atanas Ilitch, Carole Ilitch, Jim Develiano (Sr. VP/Alt. Gov.), Ken Holland (GM/Alt. Gov./VP), Steve Yzerman (VP/Alt. Gov.), Jim Nill (Asst. GM/VP), Ryan Martin (Dir. Hockey Ops.), Scotty Bowman (Consultant), Mike Babcock (Head Coach), Todd McLellan (Associate Coach), Paul MacLean (Assistant Coach), Jim Bedard (Goaltending Consultant), Jay Woodcroft (Video Coordinator), Mark Howe (Dir. Pro Scouting), Joe McDonnell (Dir. Amateur Scouting), Hakan Andersson (Dir. Amateur Scouting Europe), Piet Van Zant (Trainer), Paul Boyer (Equip. Mgr.), Russ Baumann (Asst. Trainer), Christopher Scoppetto (Asst. Equip. Mgr.)

2009

DETROIT VS. COLUMBUS

Date	W/L	Score	Home/Away
4/16	W	4-1	Home
4/18	W	4-0*	Home
4/21	W	4-1	Away
4/23	W	6-5	Away

* Shutout by Chris Osgood
Detroit won series 4 games to 0

DETROIT VS. ANAHEIM

Date	W/L	Score	Home/Away
5/1	W	3-2	Home
5/3	L	3-4 (OT)#	Home
5/5	L	1-2	Away
5/7	W	6-3	Away
5/10	W	4-1	Home
5/12	L	1-2	Away
5/14	W	4-3	Home

Todd Marchant scored at 1:15 of 3OT
Detroit won series 4 games to 3

DETROIT VS. CHICAGO

Date	W/L	Score	Home/Away
5/17	W	5-2	Home
5/19	W	3-2 (OT)#	Home
5/22	L	3-4 (OT)##	Away
5/24	W	6-1	Away
5/27	W	2-1 (OT)###	Home

Mikael Samuelsson scored at 5:14 of OT

Patrick Sharp scored at 1:52 of OT

Darren Helm scored at 3:58 of OT

Detroit won series 4 games to 1

STANLEY CUP FINALS

DETROIT VS. PITTSBURGH

Date	W/L	Score	Home/Away
5/30	W	3-1	Home
5/31	W	3-1	Home
6/2	L	2-4	Away
6/4	L	2-4	Away
6/6	W	5-0*	Home
6/9	L	1-2	Away
6/12	L	1-2	Home

*Shutout by Chris Osgood

Pittsburgh won series 4 games to 3

2010

DETROIT VS. PHOENIX

Date	W/L	Score	Home/Away
4/14	L	2-3	Away
4/16	W	7-4+	Away
4/18	L	2-4	Home
4/20	W	3-0*	Home
4/23	W	4-1	Away
4/25	L	2-5	Home
4/27	W	6-1	Away

+Hat trick by Henrik Zetterberg

*Shutout by Jimmy Howard

Detroit won series 4 games to 3

DETROIT VS. SAN JOSE

Date	W/L	Score	Home/Away
4/29	L	3-4	Away
5/2	L	3-4	Away
5/4	L	3-4(OT)#	Home
5/6	W	7-1+	Home
5/8	L	1-2	Away

#Patrick Marleau scored at 7:07 of OT

+4-goal game by Johan Franzen

San Jose won series 4 games to 1

GAME-BY-GAME STANLEY CUP PLAYOFFS RESULTS



2011

DETROIT VS. PHOENIX

Date	W/L	Score	Home/Away
4/13	W	4-2	Home
4/16	W	4-3	Home
4/18	W	4-2	Away
4/20	W	6-3	Away

Detroit won series 4 games to 0

DETROIT VS. SAN JOSE

Date	W/L	Score	Home/Away
4/29	L	1-2 OT#	Away
5/1	L	1-2	Away
5/4	L	3-4 (OT)##+	Home
5/6	W	4-3	Home
5/8	W	4-3	Away
5/10	W	3-1	Home
5/12	L	2-3	Away

San Jose won series 4 games to 3

#Benn Ferriero Scored At 7:03 of OT

##Devin Setoguchi Scored At 9:21 of OT

+ Hat Trick by Devin Setoguchi

2012

DETROIT VS. NASHVILLE

Date	W/L	Score	Home/Away
4/11	L	2-3	Away
4/13	W	3-2	Away
4/15	L	2-3	Home
4/17	L	1-3	Home
4/20	L	1-2	Away

Nashville won series 4 games to 1

2013

DETROIT VS. ANAHEIM

Date	W/L	Score	Home/Away
4/30	L	1-3	Away
5/2	W	5-4 (OT)#	Away
5/4	L	0-4*	Home
5/6	W	3-2 (OT)##	Home
5/8	L	2-3 (OT)###	Away
5/10	W	4-3 (OT)####	Home
5/12	W	3-2	Away

#Gustav Nyquist scored at 1:21 of OT

*Shutout by Jonas Hiller

##Damien Brunner scored at 15:10 of OT

###Nick Bonino scored at 1:54 of OT

####Henrik Zetterberg scored at 1:04 of OT

Detroit won series 4 games to 3

DETROIT VS. CHICAGO

Date	W/L	Score	Home/Away
5/15	L	1-4	Away
5/18	W	4-1	Away
5/20	W	3-1	Home
5/23	W	2-0*	Home
5/25	L	1-4	Away
5/27	L	3-4	Home
5/29	L	1-2 (OT)#	Away

*Shutout by Jimmy Howard

#Brent Seabrook scored at 3:35 of OT

Chicago won series 4 games to 3

2014

DETROIT VS. BOSTON

Date	W/L	Score	Home/Away
4/18	W	1-0*	Away
4/20	L	1-4	Away
4/22	L	0-3**	Home
4/24	L	2-3 (OT)#	Home
4/26	L	2-4	Away

*Shutout by Jimmy Howard

**Shutout by Tuukka Rask

#Jarome Iginla scored at 13:32

Boston won series 4 games to 1

RED WINGS TEAM PLAYOFFS RECORDS



MOST GOALS FOR, ONE PERIOD: 6

– at Toronto, Mar. 29, 1947, 3rd period, Detroit 9, Toronto 1;

MOST GOALS FOR, ONE GAME: 9

– vs. Toronto, Apr. 7, 1936, Detroit 9, Toronto 4;

– vs. Toronto, Mar. 29, 1947, Detroit 9, Toronto 1

MOST GOALS FOR, ONE YEAR: 76

– 2009 (18 vs. Columbus, 22 vs. Anaheim, 19 vs. Chicago, 17 vs. Pittsburgh)

MOST GOALS AGAINST, ONE YEAR: 57

– 1987 (20 vs. Chicago, 14 vs. Toronto, 23 vs. Edmonton)

MOST GOALS FOR, ONE SERIES: 32

– vs. Toronto, 1988

MOST GOALS AGAINST, ONE SERIES: 25

– vs. Toronto, 1942; Chicago, 1989

MOST GOALS FOR, ONE HOME GAME: 9

– vs. Toronto Apr. 7, 1936, Detroit 9, Toronto 4

MOST GOALS AGAINST, ONE HOME GAME: 8

– vs. Montréal, Apr. 23, 1978, Montréal 8, Detroit 0;

– vs. Chicago, April 13, 1985, Chicago 8, Detroit 2

MOST GOALS FOR, ONE ROAD GAME: 9

– vs. Toronto, Mar. 29, 1947, Detroit 9, Toronto 1

MOST GOALS AGAINST, ONE ROAD GAME: 9

– vs. Toronto, Apr. 14, 1942, Toronto 9, Detroit 3;

– vs. Chicago, April 10, 1985, Chicago 9, Detroit 5

FASTEST TWO GOALS: *5 seconds

– Apr. 11, 1965, second period vs. Chicago (both by Norm Ullman, 17:35, 17:40 against Glenn Hall), Detroit 4, Chicago 2

FASTEST THREE GOALS: 1:30

– Mar. 29, 1947, third period at Toronto (Jim Conacher, 17:30, Roy Conacher, 18:30; Ed Bruneteau, 19:00), Detroit 9, Toronto 1

FASTEST FOUR GOALS: 4:46

– Mar. 23, 1939, third period vs. Montréal Canadiens (Syd Howe, 13:44; Syd Howe, 14:39; Sid Abel, 17:02; Ed Wares, 18:30), Detroit 7, Montréal 3

MOST POWER-PLAY GOALS, ONE YEAR: 23

– 2009 vs. Columbus, Anaheim, Chicago, Dallas

MOST POWER-PLAY GOALS, ONE SERIES: 11

– vs. Toronto, 1988

MOST POWER-PLAY GOALS FOR, ONE GAME: 4

– vs. Montréal Canadiens Mar. 23, 1939, Detroit 7, Montréal 3;

– vs. Chicago Apr. 4, 1965, Detroit 6, Chicago 3;

– vs. Chicago Apr. 10, 1966, Detroit 7, Chicago 0;

– vs. Toronto, Apr. 29, 1993, Detroit 7, Toronto 3;

– vs. Winnipeg, Apr. 23, 1996, Detroit 6, Winnipeg 1

– vs. Phoenix, May 3, 1998, Detroit 5, Phoenix 2

MOST POWER-PLAY GOALS FOR, ONE PERIOD: 3

– vs. Atlanta Apr. 11, 1978, Detroit 5, Atlanta 3;

– vs. Winnipeg Apr. 23, 1996, Detroit 6, Winnipeg 1;

– vs. St. Louis May 5, 1996, Detroit 8, St. Louis 3

– vs. Phoenix, May 3, 1998, Detroit 5, Phoenix 2

– vs. Pittsburgh, June 6, 2009, Detroit 5, Pittsburgh 0

MOST POWER-PLAY GOALS AGAINST, ONE YEAR: 20

– 1988 vs. Toronto, St. Louis, Edmonton

MOST POWER-PLAY GOALS AGAINST, ONE SERIES:

– 10 vs. Chicago, 1989

MOST POWER-PLAY GOALS AGAINST, ONE GAME: 4

– vs. Chicago, Mar. 28, 1963, Chicago 5, Detroit 2

MOST SHORTHANDED GOALS FOR, ONE GAME: 2

– vs. Toronto, Apr. 5, 1936 (Syd Howe, Bucko McDonald), Detroit 3, Toronto 1;

– vs. Toronto, Apr. 29, 1993 (Steve Yzerman, Paul Ysebaert), Detroit 7, Toronto 3;

RED WINGS TEAM PLAYOFFS RECORDS



- vs. Winnipeg, Apr. 12, 1996 (Coffey, Brown), Detroit 4, St. Louis 0
- vs. Vancouver, Apr. 27, 2002 (Lidstrom, Hull), Detroit 6, Vancouver 4
- vs. Calgary, Apr. 21, 2007 (CLEARY, Chelios) Detroit 5, Calgary 1

MOST SHORTHANDED GOALS, ONE PERIOD: 2

- vs. Toronto, Apr. 29, 1993 (Steve Yzerman, Paul Ysebaert), Detroit 7, Toronto 3
- vs. Vancouver, Apr. 27, 2002 (Lidstrom, Hull), Detroit 6, Vancouver 4
- vs. Calgary, Apr. 21, 2007 (CLEARY, Chelios) Detroit 5, Calgary 1

MOST SHORTHANDED GOALS, ONE YEAR: 7

- 2002 vs. Vancouver, St. Louis, Colorado, Carolina

MOST SHORTHANDED GOALS AGAINST, ONE GAME: 2

- vs. Montréal, Apr. 23, 1978, Montréal 8, Detroit 0;
- vs. Chicago, Apr. 11, 1989, Detroit 6, Chicago 4
- vs. Phoenix, Apr. 24, 1998, Phoenix 7, Detroit 4

MOST SHORTHANDED GOALS AGAINST, ONE PERIOD: 2

- vs. Montréal, Apr. 23, 1978, Montréal 8, Detroit 0
- vs. Phoenix, Apr. 24, 1998, Phoenix 7, Detroit 4 (both SHG unassisted by Jeremy Roenick)

MOST SHORTHANDED GOALS AGAINST, ONE YEAR: 4

- vs. Chicago, 1989

MOST PENALTY MINUTES, ONE GAME: *152

- vs. St. Louis, Apr. 12, 1991

MOST PENALTY MINUTES, ONE PERIOD: 114

- vs. St. Louis, Apr. 12, 1991

MOST PENALTIES, ONE GAME: 33#

- vs. St. Louis, Apr. 12, 1991

MOST PENALTIES, ONE PERIOD: 20

- vs. St. Louis, Apr. 12, 1991

MOST CONSECUTIVE VICTORIES, ONE YEAR: 9

- 2008 vs. Nashville, Colorado and Dallas

MOST CONSECUTIVE VICTORIES: 11

- Final five games of 1998 (Dallas, Washington) and first six games of 1999 (Anaheim, Colorado)

MOST CONSECUTIVE DEFEATS: 8

- Final four games of 1966 Finals vs. Montréal; first four in '70 vs. Chicago

MOST CONSECUTIVE HOME VICTORIES: 11

- Apr. 16, 1954, vs. Montréal; Mar. 22-24, 1955, vs. Toronto; Apr. 3-5-10-14, 1955, vs. Montréal; Mar. 20-22-29, 1956, vs. Toronto; April 5, 1956, vs. Montréal

MOST CONSECUTIVE HOME DEFEATS: 5

- Apr. 22, 1945, vs. Toronto; Mar. 24-26, 1946, vs. Boston; Apr. 1-3, 1947, vs. Toronto; Apr. 28-May 1-5, 1966, vs. Montréal; Apr. 11-12, 1970, vs. Chicago; Apr. 21-23, 1978, vs. Montréal; Apr. 7-8, 1985, vs. St. Louis; Apr. 13, 1985, vs. Chicago

MOST CONSECUTIVE ROAD VICTORIES: 6 (twice)

- Apr. 28, 1998 vs. Phoenix; May 3, 1998 vs. Phoenix; May 12, 1998 vs. St. Louis; May 14, 1998 vs. St. Louis; May 19, 1998 vs. St. Louis; May 24, 1998 vs. Dallas
- June 13, 1998 vs. Washington; June 16, 1998 vs. Washington; Apr. 25, 1999 vs. Anaheim; Apr. 27, 1999 vs. Anaheim; May 7, 1999 vs. Colorado; May 9, 1999 vs. Colorado

MOST CONSECUTIVE ROAD DEFEATS: 8

- Mar. 27, 1956, vs. Toronto; Mar. 31, 1956, vs. Montréal; Apr. 3-10, 1956, vs. Montréal; Mar. 31-Apr. 10, 1957, vs. Boston; Mar. 25-27, 1958, vs. Montréal

MOST CONSECUTIVE SEASONS QUALIFYING FOR PLAYOFFS: 23

- 1991 through present

MOST CONSECUTIVE SEASONS NOT QUALIFYING FOR PLAYOFFS: 7

- 1971 through '77

EARLIEST PLAYOFF DATE: Mar. 19

- 1929 vs. Toronto; 1940 vs. New York Americans;
- 1946 vs. Boston

LATEST PLAYOFF DATE: June 24 - 1995 vs. New Jersey

*-NHL record

#-Shares NHL record

ACTIVE PLAYERS IN CAPITALS

RED WINGS INDIVIDUAL PLAYOFFS RECORDS



- MOST YEARS IN PLAYOFFS:** 20 - Steve Yzerman, Nicklas Lidstrom
MOST CONSECUTIVE YEARS IN PLAYOFFS: 20 - Nicklas Lidstrom (1992-2012)
MOST GAMES, CAREER: 263 - Nicklas Lidstrom
MOST POINTS, CAREER: 185 - Steve Yzerman
MOST GOALS, CAREER: 70 - Steve Yzerman
MOST ASSISTS, CAREER: 129 - Nicklas Lidstrom
MOST GAMES, ONE YEAR: 23 - 14 Players on 2002 team and 13 players on 2009 team
MOST POINTS, ONE YEAR: 27
- HENRIK ZETTERBERG, 13 goals, 14 assists, 2008, 22 games
MOST GOALS, ONE YEAR: 13
- JOHAN FRANZEN, 2008, 16 games
- HENRIK ZETTERBERG, 2008, 22 games
MOST ASSISTS, ONE YEAR: 18
- Sergei Fedorov, 1996, 19 games
- Steve Yzerman, 1998, 22 games
MOST POINTS, ONE GAME: 6
- JOHAN FRANZEN (4 goals, 2 assists) on May 6, 2010
MOST GOALS, ONE GAME: 4
- Carl Liscombe (Apr. 3, 1945, vs. Boston)
- Ted Lindsay (Apr. 5, 1955, vs. Montréal)
- JOHAN FRANZEN, May 6, 2010 vs. San Jose
MOST ASSISTS, ONE GAME: 4
- Dutch Reibel, Apr. 5, 1955, vs. Montréal;
- Sergei Fedorov (twice), Apr. 23, 1996 vs. Winnipeg and May 23, 1996 vs. Colorado
- Chris Chelios, Apr. 27, 2002 at Vancouver
- Nicklas Lidstrom, Apr. 21, 2007 vs. Calgary
- Todd Bertuzzi, May 6, 2010 vs. San Jose
MOST GOALS ONE SERIES: 9 - JOHAN FRANZEN, 2008 vs. Colorado
MOST ASSISTS ONE SERIES: 9 - Paul Coffey, 1993 vs. Toronto
MOST POINTS ONE SERIES: 13 - Norm Ullman, 1964 vs. Chicago
MOST PENALTY MINUTES ONE SERIES: 50 - Bob Probert, 1991 vs. St. Louis
MOST POINTS BY ROOKIE: 9 - Shawn Burr, 1987
MOST GOALS BY ROOKIE: 7 - Shawn Burr, 1987
MOST ASSISTS BY ROOKIE: 5 - Paul Woods, 1978; Sergei Fedorov, 1991
LONGEST POINT STREAK: 12 games
- Gordie Howe, 1964
- JOHAN FRANZEN, 2010
LONGEST GOAL STREAK: 5 games - Gordie Howe, 1949, '64; Ted Lindsay, 1952, JOHAN FRANZEN, 2008
MOST POINTS BY ONE LINE, ONE YEAR: 51
- 1955 vs. Toronto, Montréal, 11 games (Gordie Howe, 9-11-20; Dutch Reibel, 5-7-12; Ted Lindsay, 7-12-19)
MOST THREE-GOAL GAMES, CAREER: 4
- Steve Yzerman, 1 in 1989, 1 in 1991, 1 in 1996, 1 in 1999
MOST THREE-GOAL GAMES, ONE YEAR: 2 - Norm Ullman, 1964; Petr Klima, 1988, JOHAN FRANZEN, 2008
MOST THREE-GOAL GAMES, ONE SERIES: 2 - Norm Ullman, 1964, JOHAN FRANZEN, 2008
MOST POWER-PLAY GOALS, CAREER: 26 - Steve Yzerman
MOST POWER-PLAY GOALS, ONE YEAR: 6
- Andy Bathgate, 1966, 12 games;
- Dino Ciccarelli, 1995, 16 games;
- Dino Ciccarelli, 1996, 17 games
MOST POWER-PLAY GOALS, ONE SERIES: (5)
- Andy Bathgate, 1966, vs. Chicago, 6 games
MOST POWER-PLAY GOALS, ONE GAME: 3
- Syd Howe, Mar. 23, 1939, vs. Montréal;
- Dino Ciccarelli (twice), Apr. 29, 1993, at Toronto, May 11, 1995, at Dallas
MOST POWER-PLAY GOALS, ONE PERIOD: 2
- Syd Howe, Mar. 23, 1939, third period vs. Montréal;

*-NHL record #-Shares NHL record ACTIVE PLAYERS IN CAPITALS

RED WINGS INDIVIDUAL PLAYOFFS RECORDS



- Floyd Smith, Apr. 10, 1966, first period at Chicago;
- Dino Ciccarelli, Apr. 29, 1993, second period at Toronto

MOST POINTS, ONE PERIOD: 4

- JOHAN FRANZEN (3 goals, 1 assist) on May 6, 2010 in first period

MOST GOALS, ONE PERIOD: 3 - Ted Lindsay, Apr. 5, 1955, second period vs. Montréal

MOST ASSISTS, ONE PERIOD: 3#

- Alex Delvecchio, Apr. 14, 1966, third period vs. Chicago
- Vyacheslav Kozlov, May 21, 1995 third period vs. San Jose
- Chris Chelios, Apr. 27, 2002 second period at Vancouver
- Mikael Samuelsson, May 22, 2007 at Anaheim

MOST POINTS BY DEFENSEMAN, ONE YEAR: 19

- Nicklas Lidstrom, 1998, 22 games

MOST POINTS BY DEFENSEMAN, ONE GAME: 5

- Eddie Bush, Apr. 9, 1942, at Toronto (1 goal, 4 assists)

MOST GOALS BY DEFENSEMAN, ONE YEAR: 6

- Paul Coffey, 1995, 18 games
- Nicklas Lidstrom, 1998, 22 games

MOST ASSISTS BY DEFENSEMAN, ONE YEAR: 15

- NIKLAS KRONWALL, 2008, 22 games

MOST ASSISTS BY DEFENSEMAN, ONE GAME: 4

- Eddie Bush, Apr. 9, 1942, at Toronto;
- Chris Chelios, Apr. 27, 2002 at Vancouver
- Nicklas Lidstrom, Apr. 21, 2007 vs. Calgary

MOST GAME-WINNING GOALS, CAREER: 12 - Vyacheslav Kozlov, Steve Yzerman

MOST GAME-WINNING GOALS, ONE YEAR: 5

- JOHAN FRANZEN, 2008

MOST SHORTHANDED GOALS, CAREER: 5

- Kirk Maltby

MOST SHORTHANDED GOALS, GAME: 1 (several times)

- Most recent Marian Hossa, May 24, 2009 vs. Chicago

MOST OVERTIME GOALS, CAREER: 2

- Leo Reise, Mud Bruneteau, Syd Howe, Ted Lindsay, Vyacheslav Kozlov, Brendan Shanahan, JOHAN FRANZEN, Kirk Maltby

MOST OVERTIME GOALS, ONE YEAR: 2 - Leo Reise, 1950

FASTEST GOAL FROM START OF GAME: 9 seconds

- Gordie Howe, Apr. 1, 1954, vs. Toronto against Harry Lumley

FASTEST TWO GOALS: *5 seconds

- Norm Ullman, Apr. 11, 1965, second period vs. Chicago, 17:35, 17:40 against Glenn Hall

MOST PENALTY MINUTES, CAREER: 218 - Gordie Howe

MOST PENALTY MINUTES, ONE YEAR: 71 - Joe Kocur, 1987, 16 games

MOST PENALTY MINUTES, ONE GAME: 29

- Randy McKay, Apr. 12, 1991, vs. St. Louis, 2 minors, 3 majors, game misconduct

MOST GAMES BY GOALTENDER, CAREER: 110 - Chris Osgood

MOST GAMES BY GOALTENDER, ONE YEAR: 23, Chris Osgood, 2008 and Dominik Hasek, 2002

MOST MINUTES BY GOALTENDER, ONE YEAR: 1455 - Dominik Hasek, 2002, 23 games

MOST SHUTOUTS, CAREER: 14 - Chris Osgood

MOST SHUTOUTS, ONE YEAR: 6

- Dominik Hasek, 2002 vs. Vancouver, St. Louis, Colorado, Carolina 23 games

LONGEST SHUTOUT SEQUENCE, ONE YEAR: 248 minutes, 32 seconds

- Norm Smith, 1936, vs. Montréal Maroons

LONGEST SHUTOUT SEQUENCE, ONE GAME: 176 minutes, 30 seconds

- Norm Smith, Mar. 24-25, 1936, at Montréal; Detroit 1, Montréal Maroons 0; winning goal by Mud Bruneteau

SHUTOUT BY DETROIT GOALIE IN PLAYOFF DEBUT:

- Norm Smith, Mar. 24-25, 1936, at Montréal; Detroit 1, Montréal Maroons 0, 6 OTs;
- Chris Osgood, Apr. 20, 1994, vs. San Jose; Detroit 4, San Jose 0

*-NHL record #-Shares NHL record **ACTIVE PLAYERS IN CAPITALS**

ALL-TIME PLAYOFF SCORING LEADERS

PLAYER	GP	G	A	PTS
Steve Yzerman	196	70	115	185
Nicklas Lidstrom	263	54	129	183
Sergei Fedorov	162	50	113	163
Gordie Howe	154	67	91	158
HENRIK ZETTERBERG	125	56	60	116
PAVEL DATSYUK	145	39	69	108
Alex Delvecchio	121	35	69	104
Tomas Holmstrom	180	46	51	97
Ted Lindsay	123	44	44	88
JOHAN FRANZEN	107	42	39	81
Vyacheslav Kozlov	114	42	37	79
Brendan Shanahan	106	33	41	74
Norm Ullman	80	27	47	74
Igor Larionov	105	20	39	59
Sid Abel	96	28	30	58
Valtteri Filppula	105	19	38	57
Paul Coffey	49	14	36	50
DAN CLEARY	111	23	26	49
Darren McCarty	167	21	26	47
Kris Draper	220	24	22	46
Syd Howe	68	17	27	44
NIKLAS KRONWALL	98	5	39	44
Bob Probert	63	14	29	43
Carl Liscombe	59	22	19	41
Brian Rafalski	63	12	28	40
Gerard Gallant	58	18	21	39
Martin Lapointe	86	17	22	39
Adam Oates	38	12	27	39
Mikael Samuelsson	74	14	23	37
Mud Bruneteau	77	23	14	37
Red Kelly	94	16	21	37
Doug Brown	71	16	19	35
Larry Murphy	67	7	27	34
Joe Carveth	57	19	14	33
Shawn Burr	79	16	17	33
Jiri Hudler	66	12	21	33
Dino Ciccarelli	47	24	8	32
Kirk Maltby	169	16	15	31
Marcel Pronovost	118	7	23	30
Don Grosso	44	15	14	29
Marty Pavelich	91	13	15	28
Chris Chelios	103	3	25	28
Petr Klima	31	13	14	27
Steve Chiasson	46	12	14	26
Metro Prystai	43	12	14	26
Brent Ashton	32	11	14	25
Brad Stuart	72	6	19	25
Brett Hull	39	13	11	24
Todd Bertuzzi	50	7	17	24
Ray Sheppard	42	14	9	23
Herbie Lewis	38	13	10	23
Floyd Smith	44	12	11	23
Bruce MacGregor	55	9	14	23

ALL-TIME PLAYOFF SCORING LEADERS continued

PLAYER	GP	G	A	PTS
Robert Lang	36	9	14	23
Marty Berry	23	9	12	21
John Chabot	22	5	16	21
John Wilson	50	11	9	20
Vic Stasiuk	40	10	10	20
John Sorrell	31	8	12	20
Dutch Reibel	35	6	14	20
Viacheslav Fetisov	78	1	19	20

ACTIVE PLAYERS IN BOLD CAPITALS
ALL-TIME PLAYOFF GOALTENDING LEADERS

PLAYER	YRS	GP	W	L	T	GA	SO	AVG
Chris Osgood	12	110	67	37		221	14	2.02
Terry Sawchuk	10	85	46	37		208	11	2.41
Mike Vernon	3	42	30	12		88	2	2.08
Dominik Hasek	3	45	28	17		89	8	1.91
Harry Lumley	5	54	24	30		131	6	2.30
JIMMY HOWARD	5	45	21	24		115	3	2.53
John Mowers	4	32	19	13		85	2	2.55
Greg Stefan	5	30	12	17		99	1	3.54
Norm Smith	2	12	9	2		18	3	1.32
Glen Hanlon	3	18	9	6		42	3	2.58
Roger Crozier	4	23	9	12		57	1	2.74
Tim Cheveldae	3	25	9	15		71	2	3.00
Glenn Hall	2	15	6	9		43	0	2.85
Cecil Thompson	2	11	5	6		27	1	2.40
Wilf Cude	1	9	4	5		21	1	2.12
Manny Legace	3	11	4	6		27	0	2.54
Curtis Joseph	2	13	4	8		22	1	1.64
Earl Robertson	1	6	3	2		8	2	1.41
Jim Rutherford	1	3	2	1		12	0	4.00
John Ross Roach	1	4	2	2		8	1	2.00
Bill Ranford	1	4	2	2		10	1	3.27
Ralph Almas	1	5	1	3		13	0	2.97
Hank Bassen	2	5	1	3		11	0	2.44
Bob Champoux	1	1	1	0		4	0	4.36
Vincent Riendeau	1	2	1	0		4	0	3.28
Ron Low	1	4	1	3		17	0	4.25
Connie Dion	1	5	1	4		17	0	3.40
Ty Conklin	1	1	0	0		0	0	0.00
Kevin Hodson	1	1	0	0		0	0	0.00
Allan Bester	1	1	0	0		1	0	3.00
Sam St. Laurent	1	1	0	0		1	0	5.82
Jim Franks	1	1	0	1		2	0	4.00
Eddie Mio	1	1	0	1		3	0	2.86
Norm Maracle	2	2	0	0		3	0	3.08
Alex Connell	1	2	0	1	1	3	0	1.50
JONAS GUSTAVSSON	1	2	0	2		6	0	2.71
Clarence Dolson	1	2	0	2		7	0	3.50
Corrado Micalef	1	3	0	0		8	0	4.80
Bob Essensa	1	4	0	2		9	0	4.94
Roy Edwards	1	4	0	3		11	0	3.20

ACTIVE PLAYERS IN BOLD CAPITALS

SKATERS	GP	YEARS
* Gordie Howe	22	48, 49, 50, 51, 52, 53, 54, 55, 57, 58, 59, 60, 61, 62, 63, 64, 65, 67, 68, 69, 70, 71
* Alex Delvecchio	13	53, 54, 55, 56, 57, 58, 59, 61, 62, 63, 64, 65, 67
* Nicklas Lidstrom	12	96, 98, 99, 2000, 01, 02, 03, 04, 07, 08, 09, 11
* Ted Lindsay	10	57, 48, 49, 50, 51, 52, 53, 54, 55, 56
* Steve Yzerman	10	84, 88, 89, 90, 91, 92, 93, 97, 99#, 2000
* Red Kelly	9	50, 51, 52, 53, 54, 55, 56, 57, 58
* Marcel Pronovost	9	50, 54, 55, 57, 58, 59, 60, 61, 63
* Norm Ullman	8	55, 60, 61, 62, 63, 64, 67, 68
* John Ogrodnick	5	81, 82, 84, 85, 86
* Brendan Shanahan	5	97, 98, 99, 2000, 02
* Sergei Fedorov	6	92, 94, 96, 01, 02, 03
PAVEL DATSYUK	5	2002, 04, 08, 09, 12
* Marty Pavelich	4	50, 52, 54, 55
* Bob Goldham	4	50, 52, 54, 55
* Jack Stewart	3	47, 48, 49
* Sid Abel	3	49, 50, 51
* Metro Prystai	3	50, 53, 54
* Reed Larson	3	78, 80, 81
* Paul Coffey	3	93, 94, 96
+ Ebbie Goodfellow	2	37, 39
* Bill Quackenbush	2	47, 48
* Leo Reise	2	50, 51
* Tony Leswick	2	52, 54
* Frank Mahovlich	2	69, 70
* Red Berenson	2	72, 74
* Viacheslav Fetisov	2	97, 98
* Chris Chelios	2	2000, 02
+ Herbie Lewis	1	34
+ Syd Howe	1	39
+ Marty Barry	1	37
+ Larry Aurie	1	34
+ Bud Poite	1	48
* Reg Sinclair	1	52
* Bill Gadsby	1	65
* Carl Brewer	1	70
* Gary Bergman	1	72
* Mickey Redmond	1	74
* Marcel Dionne	1	75
* Dan Maloney	1	76
* Nick Libett	1	77
* Willie Huber	1	83
* Bob Probert	1	88
* Steve Chiasson	1	93
* Igor Larionov	1	98
* Larry Murphy	1	99
GOALTENDERS	GP	YEARS
* Terry Sawchuk	7	50, 51, 52, 53, 54, 59, 63
* Glenn Hall	2	55, 56
* Chris Osgood	2	96, 08
+ Norm Smith	1	37
* Tim Cheveldae	1	92
* Dominik Hasek	1	02
JIMMY HOWARD	1	12
COACHES	GC	YEARS
* Tommy Ivan	4	48, 49, 50, 52
* Sid Abel	4	61, 63, 64, 67
* Scotty Bowman	3	96, 2000, 02
* Jimmy Skinner	2	54, 55
+ Jack Adams	1	37
* Dave Lewis	1	04
MIKE BABCOCK	1	08

#Did not play due to injury.

*Includes games as member of defending Stanley Cup champions in '50, '54 or '55.

+Appeared in Bailey ('34), Morenz ('37), Seibert ('39) benefit All-Star games.

24 other Red Wings appeared in All-Star games, but only as members of defending Stanley Cup champions in '50, '54 or '55.

ACTIVE PLAYERS/COACHES IN BOLD CAPITALS

STANLEY CUP: 1936, 37, 43, 50, 52, 54, 55, 97, 98, 2002, 08

LEAGUE CHAMPIONS/BEST REGULAR-SEASON RECORD: 35-36, 36-37, 42-43,
..... 48-49, 49-50, 50-51, 52-53, 53-54, 54-55, 56-57,
..... 64-65, 95, 95-96, 01-02, 03-04, 05-06, 07-08

DIVISION CHAMPIONS (REGULAR SEASON)

American Division: 1933-34, 1934-35, 35-36, 36-37


Norris Division: 87-88, 88-89, 91-92

Central Division: 93-94, 95, 95-96, 98-99, 2000-01, 01-02, 02-03,
..... 03-04, 05-06, 06-07, 07-08, 08-09, 10-11

DIVISION CHAMPIONS (PLAYOFFS):

Norris Division: 1987, 88

STANLEY CUP FINALISTS: 1934, 36, 37, 41, 42, 43, 45, 48, 49, 50, 52, 54,
..... 55, 56, 61, 63, 64, 66, 95, 97, 98, 2002, 08, 09



ENTRY DRAFT SELECTIONS (Since Inception in 1963)

Round	Overall				
1963		5 Blair Stewart	75	1978	
1 Pete Mahovlich	2	6 Glen Cikello	91	1 Willie Huber	9
2 Bill Cosburn	8	7 Brian Middleton	107	1 Brent Peterson	12
1964		8 Dennis Polonich	123	2 Glenn Hicks	28
1 Claude Gauthier	1	9 Dennis O'Brien	135	2 Al Jensen	31
2 Brian Watts	7	9 Tom Newman	138	3 Doug Derkson	53
3 Ralph Buchanan	13	9 Ray Bibeau	139	4 Bjorn Skaare	62
4 Ronald LeClerc	19	10 Kevin Neville	151	5 Ted Nolan	78
1965		10 Ken Gibb	154	6 Sylvain Locas	95
1 George Forge	3	10 Mitch Brandt	155	7 Wes George	112
2 Bob Birdsell	8	1974		8 John Barrett	129
1966		1 Bill Lothead	9	9 Jim Malazdrewicz	146
1 Steve Atkinson	6	3 Dan Mandryk	44	10 Geoff Shaw	163
2 Jim Whitaker	12	3 Bill Evo	45	11 Carl VanHarrewyn	178
3 Lee Carpenter	18	4 Michel Bergeron	63	12 Ladislav Svozil	194
4 Grant Cole	24	5 John Taft	81	13 Tom Bailey	208
1967		6 Don Dufek	99	14 Larry Lozinski	219
1 Ron Barkwell	9	7 Jack Carlson	117	15 Randy Betty	224
2 Alan Karlander	17	8 Gregg Steele	134	16 Brian Crawley	226
1968		9 Glen McLeod	151	17 Doug Feasby	228
1 Steve Andrascik	11	1975		1979	
2 Herb Boxer	17	1 Rick Lapointe	5	1 Mike Foligno	3
1969		2 Jerry Rollins	23	3 Jody Gage	45
1 Jim Rutherford	10	3 Al Cameron	37	3 Boris Fistic	46
2 Ron Garwasiuk	21	3 Blair Davidson	45	4 John Ogrodnick	66
3 Wayne Hawrysh	33	3 Clarke Hamilton	50	5 Joe Paterson	87
4 Warren Chernecki	45	4 Mike Wirachowski	59	6 Carmine Cirella	108
5 Wally Olds	57	5 Mike Wong	77	1980	
1970		6 Mike Harazny	95	1 Mike Blaisdell	11
1 Serge Lajeunesse	12	7 Jean-Luc Phaneuf	113	3 Mark Osborne	46
2 Bob Guindon	26	8 Steve Carlson	131	5 Mike Corrigan	88
3 Yvon Lambert	40	9 Gary Vaughn	148	6 Wayne Crawford	109
4 Tom Johnstone	54	10 Jean Thibodeau	164	7 Mike Braun	130
5 Tom Mellor	68	11 Dave Hanson	176	8 John Beukeboom	151
6 Bernard McNeil	82	11 Robin Larson	178	9 Dave Miles	172
7 Ed Hays	95	1976		10 Brian Rorabeck	193
1971		1 Fred Williams	4	1981	
1 Marcel Dionne	2	2 Reed Larson	22	2 Claude Loiselle	23
2 Henry Boucha	16	3 Fred Berry	40	3 Corrado Micalef	44
3 Ralph Hostopiavouri	30	4 Kevin Schamehorn	58	5 Larry Trader	86
4 George Hulme	44	5 Dwight Schofield	76	6 Gerard Gallant	107
5 Earl Anderson	58	6 Tony Horvath	94	7 Greg Stefan	128
6 Charlie Shaw	72	7 Fern LeBlanc	111	8 Rick Zombo	149
7 Jim Nahrgang	86	8 Claude Legris	120	9 Don LeBlanc	170
8 Bob Boyd	100	1977		10 Robert Nordmark	191
1972		1 Dale McCourt	1	1982	
2 Pierre Guite	26	3 Rick Vasko	37	1 Murray Craven	17
3 Bob Kreiger	42	4 John Hilworth	55	2 Yves Courteau	23
4 Danny Gruen	68	5 Jim Korn	73	3 Carmine Vani	44
5 Dennis Johnson	74	6 Jim Baxter	91	4 Craig Coxo	66
6 Bill Miller	90	7 Randy Wilson	109	5 Brad Shaw	86
7 Glen Seperich	106	8 Ray Roy	125	6 Claude Vilgrain	107
8 Mike Ford	122	9 Kip Churchill	141	7 Greg Hudac	128
9 George Kuzmicz	138	10 Lance Gatoni	155	8 Pat Lahey	149
12 Dave Arundel	150	11 Rob Plumb	163	9 Gary Cullen	170
1973		12 Alan Belanger	170	10 Brent Meckling	191
1 Terry Richardson	11	13 Dean Willers	175	11 Mike Stern	212
3 Nelson Pyatt	39	14 Roland Cloutier	178	12 Shaun Reagan	233
3 Robbie Neale	43	15 Ed Hill	181	1983	
4 Mike Korney	59	16 Val James	184	1 Steve Yzerman	4
		17 Grant Morin	185	2 Lane Lambert	25


RED WINGS ENTRY DRAFT SELECTIONS



3 Bob Probert	46	12 Tomas Jansson	242	1993	1 Anders Eriksson	22
4 Dave Korol	70	1988		2 Jon Coleman	48	
5 Petr Klima	88	1 Kory Kocur	17	3 Kevin Hilton	74	
5 Joe Kocur	91	2 Serge Anleghart	38	4 John Jakopin	97	
6 Chris Pusey	109	3 Guy Dupuis	47	4 Benoit Larose	100	
7 Bob Pierson	130	3 Petr Hrbek	59	5 Norm Maracle	126	
8 Craig Butz	151	4 Sheldon Kennedy	80	6 Tim Spitzig	152	
9 Dave Sikorski	172	7 Kelly Hurd	143	7 Yuri Yeresko	178	
10 Stu Grimson	193	8 Brian McCormack	164	8 Viteslav Skuta	204	
11 Jeff Frank	214	9 Jody Praznik	185	9 Ryan Shanahan	230	
12 Chuck Chiatto	235	10 Glenn Goodall	206	10 Jim Kosecki	256	
1984		11 Darren Colbourne	227	11 Gord Hunt	282	
1 Shawn Burr	7	12 Don Stone	248	1994		
2 Doug Houda	28	1989		1 Yan Golubovsky	23	
3 Milan Chalupa	49	1 Mike Sillinger	11	2 Mathieu Dandenault	49	
5 Mats Lundstrom	91	2 Bob Boughner	32	3 Sean Gilliam	75	
6 Randy Hansch	112	3 Nicklas Lidstrom	53	5 Frederic Deschenes	114	
7 Stefan Larsson	133	4 Sergei Fedorov	74	5 Doug Battaglia	127	
8 Lars Karlsson	152	5 Shawn McCosh	95	6 Pavel Agarkov	153	
8 Urban Nordin	154	6 Dallas Drake	116	8 Jason Elliot	205	
9 Bill Shibicky	175	7 Scott Zygulski	137	9 Jeff Mikesch	231	
10 Jay Rose	195	8 Andy Suhy	158	10 Tomas Holmstrom	257	
11 Tim Kaiser	216	9 Bob Jones	179	11 Toivo Suursoo	283	
12 Tom Nickolau	236	10 Greg Bignell	200	1995		
1985		10 Rick Judson	204	1 Maxim Kuznetsov	26	
1 Brent Fedyk	8	11 Vladimir Konstantinov	221	2 Philippe Audet	52	
2 Jeff Sharples	29	12 Joseph Frederick	242	3 Darryl Laplante	58	
3 Steve Chiasson	50	12 Jason Glickman	246	4 Anatoly Ustugov	104	
4 Mark Gowans	71	1990		5 Chad Wilchynski	125	
5 Chris Luongo	92	1 Keith Primeau	3	5 David Arsenault	126	
6 Randy McKay	113	3 Vyacheslav Kozlov	45	6 Tyler Perry	156	
7 Thomas Bjühr	134	4 Stewart Malgunas	66	7 Per Eklund	182	
8 Mike Luckraft	155	5 Tony Burns	87	8 Andrei Samokvalov	208	
9 Rob Schenna	176	6 Claude Barthe	108	9 David Engblom	234	
10 Eerik Hamalainen	197	7 Jason York	129	1996		
11 Bo Svanberg	218	8 Wes McCauley	150	1 Jesse Wallin	26	
12 Mikael Lindman	239	9 Anthony Gruba	171	2 Aren Miller	52	
1986		10 Travis Tucker	192	4 Johan Forsander	108	
1 Joe Murphy	1	11 Brett Larson	213	5 Michal Podolka	135	
2 Adam Graves	22	12 John Hendry	234	6 Magnus Nilsson	144	
3 Derek Mayer	43	1991		6 Alexandre Jacques	162	
4 Tim Cheveldae	64	1 Martin Lapointe	10	7 Colin Beardsmore	189	
5 Johan Garpenlov	85	2 Jamie Pushor	32	8 Craig Stahl	215	
6 Jay Stark	106	3 Chris Osgood	54	9 Eugeniy Afanasiev	241	
7 Per Djoos	127	4 Michael Knuble	76	1997		
8 Dean Morton	148	5 Dimitri Motkov	98	2 Yuri Butsayev	49	
9 Marc Potvin	169	7 Igor Malykhin	142	3 Petr Sykora	76	
10 Scott King	190	9 Jim Birmingham	186	4 Quintin Lang	102	
11 Tom Bissett	211	10 Jason Firth	208	5 John Wikstrom	129	
12 Peter Ekroth	232	11 Bart Turner	230	6 B.J. Young	157	
1987		12 Andrew Miller	252	7 Mike Lacey	186	
1 Yves Racine	11	1992		8 Steve Wilejto	213	
2 Gord Kruppke	32	1 Curtis Bowen	22	9 Greg Willers	239	
2 Bob Wilkie	41	2 Darren McCarty	46	1998		
3 Dennis Holland	52	3 Sylvain Cloutier	70	1 Jiri Fischer	25	
4 Mark Reimer	74	5 Mike Sullivan	118	2 Ryan Barnes	55	
5 Radomir Brazda	95	6 Jason MacDonald	142	2 Tomek Valtonen	56	
6 Sean Clifford	116	7 Greg Scott	166	3 Jake McCracken	84	
7 Mike Goyer	137	8 Justin Krall	183	4 Brent Hobday	111	
8 Kevin Scott	158	8 C.J. Denomme	189	5 Calle Steen	142	
9 Mikko Haapakoski	179	9 Jeff Walker	214	6 Adam Deleew	151	
10 Darin Bannister	200	10 Dan McGillis	238	6 Pavel Datsyuk	171	
11 Craig Quinlan	221	11 Ryan Bach	262			

ENTRY DRAFT SELECTIONS (Continued)

7 Jeremy Goetzinger	198	8 Gennady Stolyarov	257	5 Mattias Backman	146
8 David Petrasek	226	9 Nils Backstrom	290	6 Richard Nedomlel	175
9 Petja Pietilainen	256			7 Alexei Marchenko	205
1999		2005		2012	
4 Jari Tolsa	120	1 Jakob Kindl	19	2 Martin Frk	49
5 Andrei Maximenko	149	2 Justin Abdelkader	42	3 Jake Paterson	80
6 Kent McDonell	181	3 Christofer Lofberg	80	4 Andreas Athanasiou	110
7 Henrik Zetterberg	210	4 Mattias Ritola	103	5 Mike McKee	140
8 Anton Borodkin	238	5 Darren Helm	132	6 James de Haas	170
9 Ken Davis	266	5 Johan Ryno	137	7 Rasmus Bodin	200
2000		5 Jeff May	151		
1 Niklas Kronwall	29	6 Juho Mielonen	175	2013	
2 Tomas Kopecky	38	6 Brettan Stamler	214	1 Anthony Mantha	20
4 Stefan Liv	102	2006		2 Zach Nastasiuk	48
4 Dmitri Semyenov	127	2 Cory Emmerton	41	3 Tyler Bertuzzi	58
4 Alexander Seluyanov	128	2 Shawn Matthias	47	3 Mattias Janmark	79
4 Aaron Van Leusen	130	2 Dick Axelsson	62	4 David Pope	109
6 Per Backer	187	3 Daniel Larsson	92	5 Mitch Wheaton	139
6 Paul Ballantyne	196	6 Jan Mursak	182	6 Marc McNulty	169
7 Jimmie Svensson	228	7 Nick Oslund	191	7 Hampus Melen	199
8 Todd Jackson	251	7 Logan Pyett	212		
8 Evgeni Bumagin	260	2007		2014	
2001		1 Brendan Smith	27	1 Dylan Larkin	15
2 Igor Grigorenko	62	3 Joakim Andersson	88	3 Dominic Turgeon	63
4 Drew MacIntyre	121	5 Randy Cameron	148	4 Christoffer Ehn	106
4 Miroslav Blatak	129	6 Zack Torquato	178	5 Chase Perry	136
5 Andreas Jamtin	157	7 Bryan Rufenach	208	6 Julius Vahatalo	166
6 Nick Pannoni	195			7 Axel Holmstrom	196
8 Dmitri Bykov	258	2008		7 Alexander Kadeykin	201
9 Francois Senez	288	1 Thomas McCollum	30		
2002		3 Max Nicastro	91	SUPPLEMENTAL DRAFT	
2 Jiri Hudler	58	4 Gustav Nyquist	121	1987 — Mike LaMoine	
2 Tomas Fleischmann	63	5 Julien Cayer	151	1988 — Gary Shuchuk	
3 Valtteri Filppula	95	6 Stephen Johnston	181	1989 — Brad Kreick	
4 Johan Berggren	131	7 Jesper Samuelsson	211	1990 — Mike Casselman; Don Oliver	
5 Logan Koopmans	166	2009		1991 — Kelly Sorensen	
6 James Cuddihy	197	2 Landon Ferraro	32		
7 Derek Meech	229	2 Tomas Tatar	60		
8 Pierre-Olivier Beaulieu	260	3 Andrej Nestrasil	75		
9 Christian Soderstrom	262	3 Gleason Fournier	90		
9 Jonathan Ericsson	291	5 Nick Jensen	150		
2003		6 Mitchell Callahan	180		
2 James Howard	64	7 Adam Almqvist	210		
4 Kyle Quincey	132	2010			
5 Ryan Oulahan	164	1 Riley Sheahan	21		
6 Andreas Sundin	170	2 Calle Jarnkrok	51		
6 Stefan Blom	194	3 Louis-Marc Aubry	81		
7 Tomas Kollar	226	4 Teemu Pulkkinen	111		
8 Vladimir Kutny	258	5 Petr Mrazek	141		
9 Mikael Johansson	289	6 Brooks Macek	171		
2004		7 Ben Marshall	201		
3 Johan Franzen	97	2011			
4 Evan McGrath	128	2 Tomas Jurco	35		
5 Siarhei Kolasau	151	2 Xavier Ouellet	48		
5 Tyler Haskins	162	2 Ryan Sproul	55		
6 Anton Axelsson	192	3 Alan Quine	85		
7 Steven Covington	226	4 Marek Tvrdon	115		
		5 Phillippe Hudon	145		



1926-27 SEASON TO PRESENT**ACQUIRED:**

- 1927 DUKE KEATS and ARCHIE BRIDEN from Boston for Frank Frederickson and Harry Meeking.
- 1927 RUSS OATMAN sold to Montréal Maroons for \$9,500
- 1927 PETE BELLEFEUILLE from Toronto for Slim Halderson
- 1927 GEORGE HAY and PERCY TRAUB from Chicago for \$15,000
- 1927 BILL BRYDGE from Toronto for Art Duncan
- 1927 CARSON COOPER from Boston for Fred Gordon
- 1927 REG NOBLE from Montréal Maroons for \$7,500
- 1927 STAN BROWN from New York Rangers for Archie Briden
- 1927 LARRY AURIE from London (Canadian Pro League) for cash
- 1927 GORD FRASER from Chicago for Duke Keats
- 1928 JIM HERBERTS from Toronto for Jack Arbour and \$12,500
- 1928 BOB CONNORS and rights to EBBIE GOODFELLOW from New York Americans for John Sheppard
- 1928 HERB LEWIS from Duluth (U.S. Hockey League) for \$5,000
- 1928 CLARENCE "DOLLY" DOLSON from London (Canadian Pro League) for cash
- 1929 HAROLD HICKS from Montréal Maroons for cash
- 1929 BILL BEVERIDGE from Ottawa Senators on loan
- 1930s**
- 1930 JOHN SORRELL from London (International League) for cash
- 1931 LEROY GOLDSWORTHY from London (International League) for Harold Hicks
- 1931 ALEX CONNELL, HEC KILREA, ALEX SMITH, DANNY COX and ART GAGNE on loan from Ottawa, which folded after 31-32 season
- 1931 DOUG YOUNG from Cleveland (International League) in inter-league draft
- 1931 FRANK CARSON and HAP EMMES from New York Americans for Bert McInenly and Tom Filmore
- 1932 JOHN ROSS ROACH from New York Rangers for \$11,000
- 1932 CARL VOSS from New York Rangers for \$5,500
- 1933 GORD PETTINGER from New York Rangers for cash
- 1933 FRED ROBERTSON from Toronto for \$6,500
- 1933 COONEY WEILAND from Ottawa for Carl Voss
- 1934 TED GRAHAM from Montréal Maroons for Stu Evans
- 1934 WILF CUDE from Montréal Canadiens on loan for season
- 1934 LLOYD GROSS from Boston for \$2,500
- 1934 TOM ANDERSON and YANK BOYD from Philadelphia (Canadian-American League) for cash
- 1934 WALLY KILREA from Montréal Maroons for Gus Marker
- 1934 GEORGE PATTERSON from Boston for Gene Carrigan
- 1934 NORMIE SMITH from St. Louis Eagles for Burr Williams
- 1935 BUCKO McDONALD, DESSE ROCHE and EARL ROCHE from Buffalo (International League) for George Patterson and Lloyd Gross
- 1935 SYD HOWE and SCOTTY BOWMAN from St. Louis Eagles for Ted Graham and \$50,000
- 1935 MARTY BARRY and ART GIROUX from Boston for Cooney Weiland and Walt Buswell
- 1935 HEC KILREA from Toronto for \$7,500
- 1935 PETE KELLY from St. Louis Eagles in dispersal draft
- 1937 KEN DORATY from Cleveland (International League) for cash
- 1937 RED BEATTIE from Boston for Gord Pettinger
- 1937 ALEX MOTTER from Boston for Clarence Drouillard
- 1938 EDDIE WARES from New York Rangers for John Sherf and \$12,500
- 1938 JOE LAMB from New York Americans for Red Beattie
- 1938 CHARLIE CONACHER from Toronto for \$16,000
- 1938 CHARLIE MASON from New York Rangers for cash
- 1938 CECIL THOMPSON from Boston for Jim Franks and \$15,000
- 1938 BILL THOMSON and \$10,000 from Toronto for Bucko McDonald
- 1939 PHIL BESLER from Chicago for Charlie Mason
- 1939 CECIL DILLON from New York Rangers for cash

1940s

- 1940 HAROLD JACKSON from Providence (American League) for Cecil Dillon and Eddie Bush
1941 DUTCH HILLER from New York Rangers for \$5,000
1942 PAT McCREAVY from Boston for Dutch Hiller
1942 EDDIE BUSH from Providence (American League) for Bob Whitelaw and Buck Jones
1942 PAT EGAN, MURRAY ARMSTRONG and HARRY WATSON from New York Americans for \$35,000 after that club folded
1944 BILL HOLLETT from Boston for Pat Egan
1945 EARL SIEBERT from Chicago for Don Grosso, Byron McDonald and Cully Simon
1945 FERN GAUTHIER and ROLLIE ROSSINGNOL from Montréal Canadiens for Billy Reay
1946 BILLY TAYLOR from Toronto for Harry Watson.
1946 DOUG BALDWIN and RAY POWELL from Toronto for Gerry Brown
1946 ROY CONACHER from Boston for Joe Carvath
1946 PETE HORECK and LEO REISE from Chicago for Adam Brown and Ray Powell
1947 JIM McFADDEN from Buffalo (American League) for Les Douglas and Hal Jackson
1947 BEP GUIDOLIN from Boston for Billy Taylor
1948 GEORGE GEE and BUD POILE from Chicago for Jim Conacher, Bep Guidolin and Doug McCaig
1949 STEVE BLACK from St. Louis (American League) for cash
1949 PETE BABANDO, PETE DURHAM, CLARE MARTIN and JIM PETERS from Boston for Pete Horeck and Bill Quackenbush
1949 JOE CARVETH from Montréal for Calum Mackay and cash

1950s

- 1950 BOB GOLDHAM, JIM HENRY, METRO PRYSTAI and GAYE STEWART from Chicago for Pete Babando, Al Dewsbury, Harry Lumley, Don Morrison and Jack Stewart
1950 BERT OLMSTEAD and VIC STASIUK from Chicago for Lee Fogolin and Steve Black
1950 LEO GRAVELLE and cash from Montréal for Bert Olmstead
1951 TONY LESWICK from New York for Gaye Stewart
1951 \$75,000 from Chicago for George Gee, Clare Martin, Jim McFadden, Max McNab, Jim Peters and Clare Raglan
1952 RED SINCLAIR from New York for Leo Reise
1954 LORNE DAVIS and cash from Chicago for Metro Prystai
1955 DAVE CREIGHTON, BUCKY HOLLINGWORTH and JERRY TOPPAZZINI from Chicago for Tony Leswick, Glen Skov, Johnny Wilson and Benny Voit
1955 BILLY DEA and DOLPH KUKOLOWICZ from New York for Dave Creighton and Bronco Horvath
1955 GILLES BOISVERT, REAL CHEVREFILS, NORM CORCORAN, WARREN GODFREY and ED SANFORD from Boston for Marcel Bonin, Lorne Davis, Terry Sawchuk and Vic Stasiuk
1955 MURRAY COSTELLO and LORNE FERGUSON from Boston for Real Chevrefils and Jerry Toppazzini
1955 METRO PRYSTAI from Chicago for Ed Sanford
1957 TERRY SAWCHUK from Boston for John Bucyk and cash
1957 HANK BASSEN, FORBES KENNEDY, BILL PRESTON and JOHNNY WILSON from Chicago for Glenn Hall and Ted Lindsay
1957 BOB BAILEY, HEC LALANDE, JACK McINTYRE and NICK MICKOSKI from Chicago for Billy Dea, Bill Dineen, Lorne Ferguson and Dutch Reibel
1959 BARRY CULLEN from Toronto for Johnny Wilson
1959 JIM MORRISON from Boston for Nick Mickoski

1960s

- 1960 MARC REAUME from Toronto for Red Kelly
1960 HOWIE GLOVER from Chicago for Jim Morrison
1960 ALLAN JOHNSON from Montréal for cash
1960 PETE CONACHER from Buffalo (American League) for Barry Cullen
1961 HOWIE YOUNG from Hershey (American League) for Marc Reaume
1961 LEO LABINE and VIC STASIUK from Boston for Gary Aldcorn, Tom McCarthy and Murray Oliver
1961 BILL GADSBY from New York for Les Hunt and cash
1961 ED LITZENBERGER from Chicago for Gerry Melnyk and Brian Smith

- 1961 NOEL PRICE from New York for Pete Goegan and cash
1962 DOUG BARKLEY from Chicago for Len Lunde and John McKenzie
1962 PETE GOEGAN from New York for Noel Price
1962 ANDRE PRONOVOST from Boston for Forbes Kennedy
1963 ROGER CROZIER and RON INGRAM from Chicago for Howie Young
1963 WARREN GODFREY from Boston for Gerry Odrowski
1964 AL LANGLOIS from New York for Ron Ingram
1964 AUTRY ERICKSON and RON MURPHY from Chicago for Ian Cushenan, John Miszuk and Art Stratton
1965 ANDY BATHGATE, BILLY HARRIS and GARRY JARRETT from Toronto for Autry Erickson, Larry Jeffrey, Eddie Joyal, Lowell MacDonald and Marcel Pronovost
1965 BOB McCORD, AB McDONALD and KEN STEPHANSON from Boston for Bob Dillabough, Ron Harris, Al Langlois and Parker MacDonald
1965 PARKER MacDONALD from Boston for Pit Martin
1966 LEO BOIVIN and DEAN PRENTICE from Boston for Gary Doak, Ron Murphy, Bill Lesuk and Rick Smith
1966 HOWIE YOUNG from Chicago for Murray Hall, Al LeBrun and Rick Morris
1967 JOHN BRENNEMAN from St.Louis for Craig Cameron, Don Giesebrecht and Larry Hornung
1967 JEAN GUY TALBOT and DAVE RICHARDSON from Minnesota for Duke Harris and Bob McCord
1968 KENT DOUGLAS from Oakland for John Brennehan, Ted Hampson and Bert Marshall
1968 CARL BREWER, PETE STEMKOWSKI, FRANK MAHOVLICH and GARRY UNGER from Toronto for Floyd Smith, Norm Ullman and Paul Henderson
1968 BOB BAUN and RON HARRIS from Oakland for Gary Jarrett, Doug Roberts, Chris Worthy and Howie Young
1968 TERRY SAWCHUK from Los Angeles for Jimmy Peters Jr.
1968 POUL POPIEL from Los Angeles for Ron Anderson
1969 WAYNE CONNELLY from Minnesota for Danny Lawson
1969 GARRY MONAHAN and DOUG PIPER from Montréal for Bart Crashley and Pete Mahovlich
1969 LARRY JEFFREY from New York for Terry Sawchuk and Sandy Snow
1969 BILLY DEA from Pittsburgh for Mike McMahon

1970s

- 1970 DALE ROLFE, GARY CROTEAU and LARRY JOHNSTON from Los Angeles for Garry Monahan, Matt Ravlich and Brian Gibbons
1970 TOM WEBSTER from Buffalo for Roger Crozier
1970 LARRY BROWN and DON LUCE from New York for Pete Stemkowski and Steve Andrascik
1970 \$30,000 waiver price from Buffalo for Bob Baun
1971 BILL COLLINS, GUY CHARRON and MICKEY REDMOND from Montréal for Frank Mahovlich
1971 ARNIE BROWN, MIKE ROBITAILLE and TOM MILLER from New York for Larry Brown and Bruce MacGregor
1971 RED BERENSON and TIM ECCLESTONE from St. Louis for Garry Unger and Wayne Connelly
1971 JOE DALEY from Buffalo for Mike Robitaille and Don Luce
1971 LEON ROCHEFORT from Montréal for Kerry Ketter
1971 AB McDONALD, BOB WALL and MIKE LOWE from St. Louis for Carl Brewer
1971 RON STACKHOUSE from California for Tom Webster
1971 ART STRATTON from Seattle (Western League) for cash
1971 BILL SUTHERLAND from St. Louis for cash
1971 BOB COOK from Vancouver for cash
1971 JIM KRULICKI from NYRangers for Dale Rolfe
1972 RALPH STEWART from Vancouver for Jim Niekamp
1972 RICK NEWELL and GARY DOAK from New York Rangers for first-round pick in 1972 Entry Draft
1972 DENIS DeJORDY and DONN McLAUGHLIN from New York Islanders for Arnie Brown and Gerry Gray
1973 ROY EDWARDS from Pittsburgh for second-round pick in 1973 and '74 entry drafts
1973 BILL HOGABOAM from Atlanta for Leon Rochefort
1973 BRIAN LAVENDER and KEN MURRAY from New York Islanders for Ralph Stewart and Bob Cook
1973 Third-round pick in 1973 Entry Draft and cash from Pittsburgh for Andy Brown
1973 ACE BAILEY and MURRAY WING from Boston for Gary Daok
1973 RICK FOLEY from Philadelphia for Serge Lajeunesse
1973 BRENT HUGHES from St. Louis for cash

1973	TED HARRIS from Minnesota for Gary Bergman
1973	DOUG ROBERTS from Boston for cash
1973	PIERRE JARRY from Toronto for Tim Ecclestone
1973	MIKE JAKUBO from St. Louis for Dan McPherson
1974	JIM RUTHERFORD and JACK LYNCH from Pittsburgh for Ron Stackhouse
1974	BRYAN WATSON, CHRIS EVANS and JEAN HAMEL from St. Louis for Billy Collins, Ace Bailey and Ted Harris
1974	CLAUDE HOUDE from NY Rangers for Brian Lavender
1974	HENRY NOWAK and third-round pick in 1974 Entry Draft from Pittsburgh for Nelson DeBenedict
1974	DANNY GRANT from Minnesota for Henry Boucha
1974	BRIAN MURPHY from Baltimore (American League) for cash
1974	TED SNELL, BART CRASHLEY and LARRY GIROUX from Kansas City for Guy Charron and Claude Houde
1974	PHIL ROBERTO and third-round pick in 1975 Entry Draft from St. Louis for Red Berenson.
1975	DAVE KRYSKOW from Washington for Jack Lynch.
1975	WALT McKECHNIE from Boston for Earl Anderson, Hank Nowak and third-round pick in 1975 Entry Draft
1975	MIKE BLOOM from Washington for Blair Stewart
1975	Third-round pick in 1975 Entry Draft from Washington for Nelson Pyatt
1975	DAN MALONEY, TERRY HARPER and second round amateur 1976 NHL draft choice from Los Angeles for Marcel Dionne and Bart Crashley
1975	BRYAN HEXTALL from Atlanta for Dave Kryskow
1975	PETER McDUFFE and GLEN BURDON from Kansas City for Gary Bergman and Bill McKenzie
1975	ED GIACOMIN from New York Rangers on waivers
1975	J.P. LeBLANC from Denver (WHA) for cash and second-round pick in 1977 Entry Draft (to Chicago for his rights)
1975	RICK CHINNICK from Minnesota for Bryan Hextall
1975	DON MARTINEAU from Minnesota for Pierre Jarry
1976	BUSTER HARVEY from Kansas City for Phil Roberto
1976	DENNIS HEXTALL from Minnesota for Bill Hogaboam and second-round pick in 1976 Entry Draft
1976	RICK WILSON from St. Louis for Doug Grant
1976	GREG JOLY from Washington for Bryan Watson
1977	TERRY MURRAY, STEVE COATES, BOB RITCHIE and DAVE KELLY from Philadelphia for Mike Korney and Rick Lapointe
1977	RICK BOWNESS from Atlanta for cash
1977	RON LOW from Washington for Walt McKechnie and future considerations
1977	ANDRE ST. LAURENT from New York Islanders for Michel Bergeron
1977	TIM SHEEHY and VACLAV NEDOMANKSY from Birmingham (WHA) for Dave Hanson, Steve Durbano and future considerations
1977	DENNIS HULL from Chicago for future considerations
1978	Third-round pick in 1978 Entry Draft and future considerations from Los Angeles for Danny Grant
1978	ERROL THOMPSON with first-round 1978 and '80 entry drafts, and second-round pick in '78 draft from Toronto for Dan Maloney and second-round draft pick in '80.
1978	ROGIE VACHON from Los Angeles as free agent (Dale McCourt to Los Angeles as equalization)
1979	DALE MCCOURT from Los Angeles for Andre St. Laurent and first-round picks in 1980 and '81 entry drafts
1979	GREG CARROLL from Washington on waivers
1979	BILL HOGABOAM from Minnesota on waivers
1979	BARRY LONG from Washington reclaimed prior to 1979 expansion draft
1979	PETE MAHOVLICH from Pittsburgh for Nick Libett
1979	DENNIS SOBCHUK from Philadelphia for third or fourth-round choice in 1981 Entry Draft
1980s	
1980	GILLES GILBERT from Boston for Rogie Vachon
1980	Cash from Winnipeg for Barry Long
1980	RICK SMITH from Boston on waivers
1980	MARK KIRTON from Toronto for Jim Rutherford
1981	GARY McADAM from Pittsburgh for Errol Thompson

1981	EARL INGARFIELD from Calgary for Dan Labraaten
1981	BRAD SMITH from Calgary for Rick Vasko
1981	MARK LOFTHOUSE from Washington for Al Jensen
1981	WALT McKECHNIE from Colorado as a free agent
1981	DON MURDOCH, GREG SMITH and first-round pick in 1982 Entry Draft from Minnesota for Detroit's first-round pick in '82
1981	ERIC VAIL from Calgary for Gary McAdam and fourth-round picks in 1982 and '83 entry drafts
1981	DEREK SMITH, DANNY GARE and JIM SCHOENFELD from Buffalo for Dale McCourt, Mike Foligno and Brent Peterson
1981	BOB SAUVE from Buffalo for future considerations
1982	CRAIG COXE, a fourth-round pick in 1982 Entry Draft and fifth-round pick in '83 draft from Toronto for Jim Korn
1982	REGGIE LEACH from Philadelphia as free agent
1982	COLIN CAMPBELL from Vancouver as free agent
1982	TOM ROWE from Vancouver as free agent
1982	STAN WEIR from Edmonton for cash
1982	DWIGHT FOSTER from New Jersey for cash
1982	BOBBY FRANCIS from Calgary for Yves Courteau
1983	IVAN BOLDIREV from Vancouver for Mark Kirton
1983	KEN SOLHEIM from Minnesota for player to be named later
1983	ED JOHNSTONE, ED MIO and RON DUGUAY from New York Rangers for Mark Osborne, Mike Blaisdell and Willie Huber
1983	BARRY MELROSE from Toronto as free agent
1983	BOB MANNO from Toronto as free agent
1983	BRAD PARK from Boston as free agent
1983	ANDRE ST.LAURENT from Pittsburgh for future considerations
1983	BLAKE DUNLOP from St. Louis as free agent
1984	RICK MacLEISH from Philadelphia for future considerations
1984	PIERRE AUBRY from Québec for cash
1984	ROB McCLANAHAN from NY Rangers for future considerations
1984	DAVE "TIGER" WILLIAMS from Vancouver for Rob McClanahan
1984	FRANTISEK CERNIK from Québec as free agent
1984	DARRYL SITTLER from Philadelphia for Murray Craven and Joe Paterson
1984	TODD BIDNER from Edmonton for Rejean Cloutier
1984	DAVE SILK from Boston on waivers
1985	WARREN YOUNG from Pittsburgh as free agent
1985	MIKE McEWEN from Washington as free agent
1985	HAROLD SNEPSTS from Minnesota as free agent
1985	STEVE RICHMOND from New York Rangers for Mike McEwen
1985	BILLY CARROLL from Edmonton for Bruce Eakin
1986	DARREN VEITCH from Washington for Greg Smith and John Barrett
1986	MIKE O'CONNELL from Boston for Reed Larson
1986	DOUG SHEDDEN from Pittsburgh for Ron Duguay
1986	DAVE DONNELLY from Boston for Dwight Foster
1986	TIM HIGGINS from New Jersey for Claude Loiselle
1986	DAVE LEWIS from New Jersey as free agent
1986	GLEN HANLON and third-round picks in 1987 and '88 entry drafts from New York Rangers for Kelly Kisio, Lane Lambert, Jim Leavins and fifth-round pick in '88 draft
1986	LEE NORWOOD from St. Louis for Larry Trader
1986	SAM ST. LAURENT from New Jersey for Steve Richmond
1986	DOUG HALWARD from Vancouver for future considerations
1987	DAVE BARR from Hartford for Randy Ladouceur
1987	BRENT ASHTON, GILBERT DELORME and MARK KUMPEL from Québec for John Ogradnick, Basil McRae and Doug Sheddin
1987	MEL BRIDGMAN from New Jersey for Chris Cichocki and third-round pick in 1987 Entry Draft

- 1987 Second-round pick in 1987 Entry Draft from Philadelphia for Mark Laforest
1987 JOHN CHABOT from Pittsburgh as free agent
1987 DARREN ELIOT from Los Angeles as free agent
1988 JIM NILL from Winnipeg for Mark Kumpel
1988 JIM PAVESE from New York Rangers for a fourth-round pick in 1989 Entry Draft
1988 PAUL MacLEAN from Winnipeg for Brent Aston
1988 MIROSLAV FRYCER from Toronto for Darren Veitch
1988 JOHN BLUM from Boston as free agent
1988 BRUCE BELL from Québec claimed on waivers
1989 Tenth-round pick in the 1989 Entry Draft from Edmonton for Miroslav Frycer
1989 Twelfth-round pick in the 1989 Entry Draft from Edmonton for Doug Halward
1989 TORRIE ROBERTSON from Hartford for Jim Pavese
1989 MARK HABSCHIED from Minnesota as free agent
1989 BORJE SALMING from Toronto as free agent
1989 BERNIE FEDERKO and TONY McKEGNEY from St. Louis for Adam Oates and Paul MacLean
1989 CHRIS KOTSPOULOS from Toronto as free agent
1989 JIMMY CARSON, KEVIN McCLELLAND and fifth-round pick in the 1991 Entry Draft from Edmonton for Petr Klíma, Joe Murphy, Adam Graves and Jeff Sharples
1989 ROBERT PICARD and GREG ADAMS from Québec for Tony McKeegney

1990s

- 1990 RICK GREEN from Montréal for fifth-round pick in the 1991 Entry Draft
1990 BRAD McCRIMMON from Calgary for second-round pick in the 1990 Entry Draft
1990 PAUL YSEBAERT from New Jersey for Lee Norwood
1991 BRAD MARSH from Toronto for eighth-round pick in the 1991 Entry Draft
1991 DOUG CROSSMAN from Hartford for Doug Houda
1991 ALLAN BESTER from Toronto for sixth-round pick in 1991 Entry Draft
1991 DENNIS VIAL, JIM CUMMINS and KEVIN MILLER from NY Rangers for Joe Kocur and Per Djoos
1991 ALAN KERR from NY Islanders for Rick Green
1991 BRIAN MacLELLAN from Calgary for Marc Habscheid
1991 RAY SHEPPARD from NY Rangers as free agent
1991 TROY CROWDER from New Jersey as free agent (Dave Barr and Randy McKay as compensation)
1991 VINCENT RIENDEAU from St. Louis for Rick Zombo
1992 GREG MILLEN from NY Rangers for future consideration.
1992 CHRIS TANCILL from Hartford for Daniel Shank
1992 BOB MCGILL from San Jose for Johan Garpenlov
1992 DINO CICCARELLI from Washington for Kevin Miller
1992 Future considerations from Québec for Dennis Vial and Doug Crossman
1992 MARK HOWE from Philadelphia as free agent
1992 DENNIS VIAL from Québec for future consideration
1992 Fourth-round pick in 1993 Entry Draft from Philadelphia for Brent Fedyk
1993 PAUL COFFEY, JIM HILLER and SYLVAIN COUTURIER from Los Angeles for Jimmy Carson, Mark Potvin and Gary Shuchuk
1993 Future considerations from Philadelphia for Bob Wilkie
1993 STEVE KONROYD from Hartford for sixth-round pick in 1993 Entry Draft
1993 Sixth-round selection in 1993 Entry Draft (Detroit's) from Hartford for Brad McCrimmon
1993 STEVE MALTAIS from Tampa Bay for Dennis Vial
1993 AARON WARD and a fourth-round pick in 1993 Entry Draft from Winnipeg for Paul Ysebaert
1993 GREG JOHNSON and future considerations from Philadelphia for Jim Cummins and fourth-round pick (Philadelphia's) in 1993 Entry Draft
1993 KRIS DRAPER from Winnipeg for future considerations
1993 MARK PEDERSON from San Jose as free agent
1993 BOB HALKIDIS from Toronto as free agent
1993 PETER ING from Edmonton for future consideration
1993 TERRY CARKNER from Philadelphia for Yves Racine
1993 Future considerations from Boston for Vincent Riendeau
1994 BOB ESSENSA and SERGEI BAUTIN from Winnipeg for Tim Cheveldae and Dallas Drake

- 1994 Future consideration from Ottawa for Steve Konroyd
1994 Third-round selection from Winnipeg in 1995 NHL Entry Draft for Sheldon Kennedy
1994 MIKE VERNON from Calgary for Steve Chiasson
1994 MIKE KRUSHELYNSKI from Toronto as free agent
1994 MIKE RAMSEY from Pittsburgh as free agent
1994 BOB ROUSE from Toronto as free agent
1995 BOB ERREY from San Jose for fifth-round pick in 1995 Entry Draft
1995 VIACHESLAV FETISOV from New Jersey for third-round pick in 1995 Entry Draft
1995 STU GRIMSON, MARK FERNER and sixth-round pick in 1996 Entry Draft from Anaheim for Mike Sillinger and Jason York
1995 MARC BERGEVIN, BEN HANKINSON from Tampa Bay for Shawn Burr and third-round pick in 1996 Entry Draft
1995 WES WALZ from Calgary as free agent
1995 IGOR LARIONOV from San Jose for Ray Sheppard
1996 KIRK MALTBY from Edmonton for Dan McGillis
1996 Conditional fourth-round pick in 1998 Entry Draft (later traded to Toronto) from Tampa Bay for Dino Ciccarelli
1996 BRENDAN SHANAHAN and BRIAN GLYNN from Hartford for Keith Primeau, Paul Coffey and first-round pick in 1997 Entry Draft (Nikos Tselios)
1996 Cash from Montreal for Jason MacDonald
1996 Future considerations from Hartford for Stu Grimson
1996 JOE KOCUR signed as free agent
1997 TOMAS SANDSTROM from Pittsburgh for Greg Johnson
1997 Future considerations from San Jose for Bob Errey
1997 LARRY MURPHY from Toronto for future considerations
1997 Second-round picks in 1998 (later traded to St. Louis) and 1999 Entry Draft (later traded to Tampa Bay) from San Jose for Mike Vernon and fifth-round pick in 1999 (later reacquired by Detroit)
1997 Lost Tim Taylor to Boston in NHL Waiver Draft
1998 DMITRI MIRONOV from Anaheim for Jamie Pushor and fourth-round pick in 1998 Entry Draft (Viktor Wallin)
1998 JAMIE MACCOUN from Toronto for fourth-round pick in 1998 (previously acquired from Tampa Bay)
1998 Lost Doug Brown to Nashville in NHL Expansion Draft
1998 UWE KRUPP signed as free agent from Nashville
1998 DOUG BROWN reacquired from Nashville for Petr Sykora, third-round pick in 1999 Entry Draft (Mike Comrie) and future considerations
1998 BARRY POTOMSKI signed as free agent from San Jose
1998 SHANE HNIIDY signed as free agent
1998 BARRY DREGER signed as free agent
1998 Third-round pick in 2000 Entry Draft (later reacquired by NY Rangers) from NY Rangers for Mike Knuble
1998 Lost Brent Gilchrist to Tampa Bay in NHL Waiver Draft
1998 BRENT GILCHRIST reacquired from Tampa Bay for sixth-round pick in 1998 Entry Draft (later reacquired by Detroit)
1998 DOUG HOUDA from Anaheim for future considerations
1998 Conditional sixth-round pick in 2000 Entry Draft (Par Backer) from Los Angeles for Ryan Bach
1998 TODD GILL claimed off waivers from St. Louis
1999 BILL RANFORD from Tampa Bay for future considerations
1999 CHRIS CHELIOS from Chicago for Anders Eriksson and first-round picks in 1999 (Steve McCarthy) and 2001 Entry Draft (Adam Munro)
1999 WENDEL CLARK and sixth-round pick (Kent McDonnell) from Tampa Bay for Kevin Hodson and second-round pick in 1999 Entry Draft (previously acquired from Tampa Bay)
1999 ULF SAMUELSSON and future considerations from NY Rangers for second-round pick in 1999 Entry Draft (David Inman) and third-round pick in 2000 Entry Draft (previously acquired from NY Rangers)
1999 Lost Norm Macacle to Atlanta in NHL Expansion Draft
1999 Future considerations from Atlanta for Ulf Samuelsson
1999 KEN WREGGET signed as free agent from Calgary
1999 MANNY LEGACE signed as free agent from Los Angeles

- 1999 STEVE DUCHESNE signed as free agent from Philadelphia
- 1999 SEAN AVERY signed as free agent from Kingston (OHL)
- 1999 Lost Manny Legace to Vancouver on waivers
- 1999 MANNY LEGACE claimed off waivers from Vancouver
- 1999 PAT VERBEEK signed as free agent from Dallas

2000s

- 2000 TODD GILL from Phoenix for Philippe Audet
- 2000 Lost Darryl Laplante and Stacy Roest to Minnesota in NHL Expansion Draft
- 2000 Eighth-round pick in 2000 Entry Draft (Todd Jackson) to Ottawa for Shane Hnidy
- 2000 STEVE BRULE signed as free agent from New Jersey
- 2000 Conditional sixth-round pick in 2003 Entry Draft (Andreas Sundin) to Columbus for Kent McDonnell
- 2000 BOYD DEVERAUX signed as free agent from Edmonton
- 2000 JASON WILLIAMS signed as free agent from Peterborough (OHL)
- 2000 IGOR LARIONOV from Florida for Yan Golubovsky
- 2001 FREDRIK OLAUSSON signed as free agent from Bern (Swiss)
- 2001 DOMINIK HASEK from Buffalo for Vyacheslav Kozlov and first-round pick in 2002 Entry Draft (later traded to Columbus)
- 2001 LUC ROBITAILLE signed as free agent from Los Angeles
- 2001 Second-round pick in 2002 Entry Draft (Jiri Hudler) from Carolina for Aaron Ward
- 2001 BRETT HULL signed as free agent from Dallas
- 2001 JOSH DeWOLF signed as free agent from Montreal
- 2001 Lost Chris Osgood to NY Islanders in NHL Waiver Draft
- 2001 JOEY MacDONALD signed as free agent from Peterborough (OHL)
- 2002 Lost Brent Gilchrist to Dallas on waivers
- 2002 JIRI SLEGR from Atlanta for Yuri Butsayev and third-round pick in 2002 Entry Draft (later traded to Columbus)
- 2002 MATT ELLIS signed as free agent from St. Michael's (OHL)
- 2002 CURTIS JOSEPH signed as free agent from Toronto
- 2002 DEREK KING signed as free agent from Toronto
- 2002 BRYAN ADAMS signed as free agent from Atlanta
- 2002 ED CAMPBELL signed as free agent from St. Louis
- 2002 MARC LAMOTHE signed as free agent from Edmonton
- 2002 PATRICK BOILEAU signed as free agent from Washington
- 2002 DANNY GROULX signed as free agent from Victoriaville (QMJHL)
- 2002 STACY ROEST signed as free agent from Minnesota
- 2002 Future considerations from Calgary for Ladislav Kohn
- 2002 NATHAN ROBINSON signed as free agent from Belleville (OHL)
- 2002 JASON WOOLLEY from Buffalo for future considerations
- 2003 MATHIEU SCHNEIDER from Los Angeles for Sean Avery, Maxim Kuznetsov, first-round pick in 2003 Entry Draft (Jeff Tambellini) and second-round pick in 2004 Entry Draft (later traded to Boston)
- 2003 DERIAN HATCHER signed as free agent from Dallas
- 2003 RAY WHITNEY signed as free agent from Columbus
- 2003 JAMIE RIVERS signed as free agent from Florida
- 2003 KEVIN MILLER signed as free agent from Davos (Swiss)
- 2003 STEVE THOMAS signed as free agent from Anaheim
- 2004 ROBERT LANG from Washington for Tomas Fleischmann, first-round pick in 2004 Entry Draft (Mike Green) and fourth-round pick in 2006 Entry Draft (Luke Lynes)
- 2004 BRETT LEBDA signed as free agent from Notre Dame (CCHA)
- 2004 BRYAN HELMER signed as free agent from Phoenix
- 2004 ERIC HIMELFARB signed as free agent from Kingston (OHL)
- 2004 ERIC MANLOW signed as free agent from NY Islanders
- 2004 PETE VANDERMEER signed as free agent from Philadelphia
- 2005 CHRIS OSGOOD signed as free agent from St. Louis
- 2005 KENT McDONELL signed as free agent from Columbus
- 2005 ANDY DELMORE signed as free agent from Buffalo

2005	ANDREAS LILJA signed as free agent from Florida
2005	DONALD MacLEAN signed as free agent from Columbus
2005	MICHAEL HACKERT signed as free agent from Frankfurt (DEL)
2005	MIKAEL SAMUELSSON signed as free agent from Florida
2005	Lost Andy Delmore to Columbus on waivers
2005	DAN CLEARY signed as free agent from Phoenix
2006	CORY CROSS from Pittsburgh for 2007 fourth-round pick (Alex Grant)
2006	Seventh-round pick in 2006 Entry Draft (Nick Oslund) from Phoenix for Jamie Rivers
2006	DAN SMITH signed as free agent from Edmonton
2006	MATT HUSSEY signed as free agent from Pittsburgh
2006	KRYS KOLANOS signed as free agent from Pittsburgh
2006	DANNY MARKOV signed as free agent from Nashville
2006	JOSH LANGFELD signed as free agent from Boston
2006	DOMINIK HASEK signed as free agent from Ottawa
2006	BRENDAN BROOKS signed as free agent from St. Louis
2006	BRAD NORTON signed as free agent from Ottawa
2006	GREG JOHNSON signed as free agent from Nashville
2006	Future considerations from Vancouver for Drew MacIntyre
2006	Lost Joey MacDonald to Boston on waivers
2007	KYLE CALDER from Chicago for Jason Williams
2007	TODD BERTUZZI from Florida for Shawn Matthias and conditional second-round pick in 2007 Entry Draft (later traded to Nashville)
2007	BRIAN RAFALSKI signed as free agent from New Jersey
2007	ADAM BERKHOEL signed as free agent from Buffalo
2007	BRAD FERENCE signed as free agent from Calgary
2007	MARK CULLEN signed as free agent from Philadelphia
2007	DALLAS DRAKE signed as free agent from St. Louis
2007	CARL CORAZZINI signed as free agent from Chicago
2007	GARRETT STAFFORD signed as free agent from San Jose
2007	MARK HARTIGAN signed as free agent from Anaheim
2007	RANDALL GELECH signed as free agent from Florida
2007	BRETT ENGELHARDT signed as free agent from Toronto
2007	AARON DOWNEY signed as free agent from Montreal
2008	FRANCIS LEMIEUX from Montreal for Brett Engelhardt
2008	Lost Matt Ellis to Los Angeles on waivers
2008	DARREN McCARTY signed as free agent from Flint (IHL)
2008	BRAD STUART from Los Angeles for second-round pick in 2008 Entry Draft (later traded to Colorado) and fourth-round pick in 2009 (later traded to Atlanta)
2008	JAMIE TARDIF signed as free agent from Grand Rapids (AHL)
2008	VILLE LEINO signed as free agent from Jokerit (Finland)
2008	TY CONKLIN signed as free agent from Pittsburgh
2008	MARIAN HOSSA signed as free agent from Pittsburgh
2008	DARREN HAYDAR signed as free agent from Atlanta
2008	BRENT RAEDEKE signed as free agent from Edmonton (WHL)
2008	BRIAN LASHOFF signed as free agent from Barrie (OHL)
2008	Lost Kyle Quincey to Los Angeles on waivers
2009	SEBASTIEN PICHE signed as free agent from Rimouski (QMJHL)
2009	FRANCIS PARE signed as free agent from Chicoutimi (QMJHL)
2009	JORDAN PEARCE signed as free agent from Notre Dame (CCHA)
2009	KRIS NEWBURY and JEREMY WILLIAMS signed as free agents from Toronto
2009	TRAVIS EHRHARDT signed as free agent from Portland (WHL)
2009	DOUG JANIK signed as free agent from NY Rangers
2009	ANDY DELMORE signed as free agent from Hamburg (DEL)
2009	PATRICK EAVES signed as free agent from Boston

- 2009 JASON WILLIAMS signed as free agent from Columbus
- 2009 TODD BERTUZZI signed as free agent from Calgary
- 2009 WILLIE COETZEE signed as free agent from Red Deer (WHL)
- 2009 BRAD MAY signed as free agent from Toronto
- 2009 DREW MILLER claimed off waivers from Tampa Bay

2010s

- 2010 OLE-KRISTIAN TOLLEFSEN and fifth-round pick in 2011 (Mattias Backman) from Philadelphia for Ville Leino
- 2010 JORDAN OWENS from NY Rangers for Kris Newbury
- 2010 RILEY ARMSTRONG from Calgary for Andy Delmore
- 2010 ILARI FILPPULA signed as free agent from TPS (Finland)
- 2010 CHRIS MINARD signed as free agent from Edmonton
- 2010 JAMIE JOHNSON signed as free agent from Florida
- 2010 JOEY MacDONALD signed as free agent from Toronto
- 2010 MIKE MODANO signed as free agent from Dallas
- 2010 RUSLAN SALEI signed as free agent from Colorado
- 2010 TREVOR PARKES signed as free agent from Montreal (QMJHL)
- 2010 Lost Mattias Ritola to Tampa Bay on waivers
- 2011 EVGENI NABOKOV signed as free agent from SKA (KHL)
- 2011 Lost Evgeni Nabokov to NY Islanders on waivers
- 2011 MIKE COMMODORE signed as free agent from Columbus
- 2011 IAN WHITE signed as free agent from San Jose
- 2011 GARNET EXELBY signed as free agent from Chicago
- 2011 CHRIS CONNER signed as free agent from Pittsburgh
- 2011 TY CONKLIN signed as free agent from St. Louis
- 2011 FABIAN BRUNNSTROM signed as free agent from Toronto
- 2012 KYLE QUINCEY from Tampa Bay for Sebastien Piche and first-round pick in 2012 Entry Draft (Andrei Vasilevski)
- 2012 Conditional seventh-round pick in 2013 Entry Draft from Tampa Bay for Mike Commodore
- 2012 ANDREW MURRAY and conditional seventh-round pick in 2014 Entry Draft (Alexander Kadeykin) from San Jose for Brad Stuart
- 2012 DAMIEN BRUNNER signed as free agent from Zug (Swiss)
- 2012 JONAS GUSTAVSSON signed as free agent from Winnipeg
- 2012 JORDIN TOOTOO signed as free agent from Nashville
- 2012 MIKAEL SAMUELSSON signed as free agent from Florida
- 2012 CARLO COLAIACOVO signed as free agent from St. Louis
- 2013 KENT HUSKINS signed as free agent from Norfolk (AHL)
- 2013 DANNY DeKEYSER signed as free agent from Western Michigan (CCHA)
- 2013 Conditional seventh-round pick in 2014 Entry Draft from Philadelphia for Kent Huskins
- 2013 JARED COREAU signed as free agent from Northern Michigan (CCHA)
- 2013 LUKE GLENENING signed as free agent from Grand Rapids (AHL)
- 2013 DANIEL ALFREDSSON signed as free agent from Ottawa
- 2013 STEPHEN WEISS signed as free agent from Florida
- 2014 DAVID LEGWAND from Nashville for Patrick Eaves, Calle Jarnkrok and second-round pick in 2014 Entry Draft (later traded to San Jose)
- 2014 COLIN CAMPBELL signed as free agent from Lake Superior St. (WCHA)
- 2014 TOMAS NOSEK signed as free agent from Pardubice (Czech)
- 2014 KEVIN PORTER signed as free agent from Buffalo
- 2014 ANDY MIELE signed as free agent from Arizona

DETROIT RED WINGS MOMENTS

NICKLAS LIDSTROM JERSEY RETIREMENT THE DETROIT RED WINGS RETIRED LIDSTROM'S NO.5 ON MARCH 6, 2014



No. 5 became the seventh number to hang high in the rafters of Joe Louis Arena, as Nicklas Lidstrom's career was honored on March 6, 2014 prior to the Red Wings hosting the Colorado Avalanche. Dozens of Lidstrom's teammates, family and friends were on hand to celebrate the career of the four-time Stanley Cup champion and seven-time Norris Trophy winner.

A

JUSTIN ABDELKADER, LW 2007-08 TO PRESENT

Gerry Abel, C	1966-67	
Sid Abel, C-LW	1938-39 to 42-43; 45-46 to 51-52	
Gene Achtmichuk, C	1957-58	
Greg C. Adams, LW	1989-90	
Micah Aivazoff, LW	1993-94	
Gary Aldcorn, LW	1959-60 to 60-61	
Daniel Alfredsson	2013-14
Keith Allen, D	1953-54 to 54-55	
Ralph Almas, G	1946-47; 52-53	
Adam Almquist, D	2013-14	
Dave Amadio, D	1957-58	
Dale Anderson, D	1956-57	
Earl Anderson, RW	1974-75	
Ron Anderson, RW	1967-68 to 68-69	
Tom Anderson, C	1934-35	
JOAKIM ANDERSSON, C	2011-12 TO PRESENT	
Al Arbour, D	1953-54; 55-56 to 57-58	
Jack Arbour, D-LW	1926-27	
Murray Armstrong, C	1943-44 to 45-46	
Brent Ashton, LW	1986-87 to 87-88	
Ossie Asmundson, RW	1934-35	
Pierre Aubry, C-LW	1983-84 to 84-85	
Phillipe Audet, LW	1998-99	
Larry Aurie, RW	1927-28 to 38-39	
Sean Avery, C	2001-02 to 2002-03	

B

Pete Babando, LW	1949-50
Ace Bailey, LW	1972-73 to 73-74
Bob Bailey, RW	1956-57 to 57-58
Doug Baldwin, D	1946-47
Doug Barkley, D	1962-63 to 65-66
Ryan Barnes, LW	2003-04
David Barr, RW	1986-87 to 90-91
John Barrett, D	1980-81 to 85-86
Marty Barry, C	1935-36 to 38-39
Hank Bassen, G	1960-61 to 63-64; 65-66 to 66-67
Frank Bathe, D	1974-75 to 75-76
Andy Bathgate, C-RW	1965-66 to 66-67
Bob Baun, D	1968-69 to 70-71
Sergei Bautin, D	1993-94
Red Beattie, LW	1937-38
Claence Behling, D	1940-41 to 42-43
Pete Bellefeuille, RW	1926-27; 28-29 to 29-30
Frank Bennett, C	1943-44
Red Berenson, C	1970-71 to 74-75
Michel Bergeron, RW	1974-75 to 77-78
Marc Bergevin, D	1995-96
Gary Bergman, D	1964-65 to 74-75
Thommie Bergman, D	1972-73 to 74-75; 77-78 to 79-80
Fred Berry, C	1976-77
Todd Bertuzzi, RW	2006-07, 2009-10 to 2013-14
Phil Bestler, RW	1938-39
Pete Bessone, D	1937-38
Allan Bester, G	1990-91 to 91-92
Bill Beveridge, G	1929-30
Tom Bissett, C	1990-91

Steve Black, LW	1949-50 to 50-51	
Tom Bladon, D	1980-81	
Mike Blaisdell, RW	1980-81 to 82-83	
Mike Bloom, LW	1974-75 to 76-77	
John Blum, D	1988-89	
Marc Boileau, C	1961-62	
Patrick Boileau	2002-03
Gilles Boisvert, G	1959-60	
Leo Boivin, D	1965-66 to 66-67	
Ivan Boldirev, C-LW	1982-83 to 84-85	
Dan Bolduc, RW	1978-79 to 79-80	
Marcel Bonin, LW	1952-53 to 54-55	
Darryl Bootland, RW	2003-04 to 2006-07	
Henry Boucha, LW	1971-72 to 73-74	
Claude Bourque, G	1939-40	
Ralph "Scotty" Bowman, D	1934-35 to 39-40	
Rick Bowness, RW	1977-78	
Yank Boyd, RW	1934-35	
John Brenneman, LW	1967-68	
Carl Brewer, D	1969-70	
Archie Briden, LW	1926-27	
Mel Bridgman, LW-C	1987-88 to 87-88	
Bernie Brophy, C	1928-29 to 29-30	
Adam Brown, LW	1941-42 to 43-44; 45-46 to 46-47	
Andy Brown, G	1971-72 to 72-73	
Arnie Brown, D	1970-71 to 71-72	
Connie Brown, C	1938-39 to 42-43	
Doug Brown, RW/LW	1995 to 2000-01	
Gerry Brown, LW	1941-42; 45-46	
Larry Brown, D	1970-71	
Stan Brown, D	1927-28	
Jeff Brubaker, C	1988-89	
Ed Bruneteau, RW	1941-42; 43-44 to 48-49	
Mud Bruneteau, RW	1935-36 to 45-46	
Damien Brunner, RW	2012-13	
Fabian Brunstrom, LW	2011-12	
Bill Brydge, D	1928-29	
John Bucyk, LW	1955-56 to 56-57	
Tony Bukovich, LW	1943-44 to 44-45	
Hy Buller, D	1943-44 to 44-45	
Charlie Burns, C	1958-59	
Shawn Burr, C	1984-85 to 95	
Cummy Burton, LW	1955-56; 57-58 to 58-59	
Eddie Bush, D	1938-39; 41-42	
Walter Buswell, D	1932-33 to 34-35	
Yuri Butsayev, C	1999-2000 to 2000-01	
Dmitri Bykov, D	2002-03	

C

Kyle Calder, LW	2006-07
MITCH CALLAHAN, RW	2013-14 TO PRESENT
Al Cameron, D	1975-76 to 78-79
Craig Cameron, RW	1966-67
Colin Campbell, D	1982-83 to 84-85
Terry Carkner, D	1993-94 to 95
Gene Carrigan, C	1932-33 to 33-34
Billy Carroll, C	1985-86 to 86-87
Greg Carroll, C	1978-79
Dwight Carruthers, D	1965-66

Frank Carson, RW	1931-32 to 33-34
Jimmy Carson, C	1989-90 to 92-93
Joe Carveth, RW-C	1940-41 to 45-46; 49-50 to 50-51
Bart Crashley, D	1965-66 to 68-69; 74-75
Frank Cernik, LW	1984-85
John Chabot, C	1987-88 to 90-91
Milan Chalupa, D	1984-85
Bob Champoux, G	1963-64
Guy Charron, C-LW	1970-71 to 74-75
Lude Check, LW	1943-44
Chris Chelios, D	1998-99 to 2008-09
Real Chevrefils, LW	1955-56
Tim Chevaldæ, G	1988-89 to 93-94
Alain Chevrier, G	1990-91
Steve Chiasson, D	1987-88 to 93-94
Dino Ciccarelli, RW	1992-93 to 95-96
Chris Cichocki, RW	1985-86 to 86-87
Wendel Clark, RW	1998-99
DAN CLEARY, RW	2005-06 TO PRESENT
Rejean Cloutier, D	1979-80 to 81-82
Roland Cloutier, C	1977-78 to 78-79
Steve Coates, RW	1976-77
Paul Coffey, D	1992-93 to 95-96
Carlo Colaiacovo, D	2012-13
Bill Collins, RW	1970-71 to 73-74
Mike Commodore, D	2011-12
Brian Conacher, C	1971-72
Charlie Conacher, RW	1938-39
Jim Conacher, LW	1945-46 to 48-49
Roy Conacher, LW	1946-47
Ty Conklin, G	2008-09; 2011-12
Alex Connell, G	1931-32
Wayne Connelly, RW	1968-69 to 70-71
Chris Conner, RW	2011-12
Bob Connors, C	1928-29 to 29-30
Bob Cook, RW	1972-73
Carson Cooper, RW	1927-28 to 31-32
Norm Corcoran, RW	1955-56
Murray Costello, C	1955-56 to 56-57
Gerry Couture, RW	1944-45 to 50-51
Abbie Cox, G	1933-34
Danny Cox, LW	1931-32
Murray Craven, LW-C	1982-83 to 83-84
Bobby Crawford, C	1982-83
Jim Creighton, C	1930-31 to 31-32
Cory Cross, D	2005-06
Doug Crossman, D	1990-91 to 91-92
Gary Croteau, LW	1969-70
Troy Crowder, RW	1991-92
Roger Crozier, G	1963-64 to 69-70
Wilf Cude, G	1933-34
Barry Cullen, RW	1959-60
Ray Cullen, C	1966-67
Jim Cummins, LW	1991-92 to 92-93
Ian Cushman, D	1963-64

D

Frank Daley, D-LW	1928-29
Joe Daley, G	1971-72
Mathieu Dandenault, RW-D	1995-96 to 2003-04
PAVEL DATSYUK, C	2001-2002 TO PRESENT
Lorne Davis, RW	1954-55
Bob Davis, D	1932-33
Mal Davis, RW	1978-79 to 80-81
Billy Dea, LW	1956-57 to 57-58; 69-70 to 70-71
Don Deacon, C	1936-37; 38-39 to 39-40
Nelson DeBenedictis, LW	1973-74
Denis Dejordy, G	1972-73 to 73-74
DANNY DEKEYSER, D	2012-13 TO PRESENT
Gilbert Delorme, D	1987-88 to 88-89
Alex Delvecchio, C-LW	1950-51 to 73-74
Boyd Devereaux, C	2000-01 to 2003-04
Al Dewsbury, D	1946-47 to 47-48; 49-50
Per Djoos, D	1990-91
Ed Diachuk, LW	1960-61
Bob Dillabough, LW	1961-62 to 64-65
Cecil Dillon, RW	1939-40
Bill Dineen, RW	1953-54 to 57-58
Peter Dineen, D	1989-90
Connie Dion, G	1943-44 to 44-45
Marcel Dionne, C	1971-72 to 74-75
Gary Doak, D	1965-66; 1972-73
Dolly Dolson, G	1928-29 to 30-31
Bobby Dollas, D	1990-91 to 92-93
Lloyd Doran, C	1946-47
Red Doran, D	1937-38
Ken Doraty, RW	1937-38
Kent Douglas, D	1967-68 to 68-69
Les Douglas, C	1940-41; 42-43; 46-47
Aaron Downey, RW	2007-08 to 2008-09
Dallas Drake, C-LW	1992-93 to 93-94; 2007-08
Kris Draper, C	1993-94 to 2010-11
Rene Drolet, RW	1974-75
Clarence Drouillard, C	1937-38
Gilles Dube, LW	1953-54
Steve Duchesne, D	1999-00 to 2001-02
Ron Duguay, RW-C	1983-84 to 85-86
Lorne Duguid, LW	1934-35 to 35-36
Art Duncan, D	1926-27
Blake Dunlop, C	1983-84

E

Bruce Eakin, C	1985-86
Murray Eaves, C	1987-88; 1989-90
Patrick Eaves, RW	2009-10 to 2013-14
Tim Ecclestone, RW	1970-71 to 73-74
Roy Edwards, G	1967-68 to 70-71; 72-73 to 73-74
Pat Egan, D	1943-44
Gerry Ehman, RW	1958-59
Bo Elik, LW	1962-63
Darren Eliot, G	1987-88
Matt Ellis, LW	2006-07
Cory Emmerton	2010-11 to 2013-14
Hap Emms, LW	1931-32 to 33-34
JONATHAN ERICSSON, D	2007-08 TO PRESENT

Anders Eriksson, D	1995-96 to 98-99
Bob Errey, LW	1995-96 to 96-97
Bob Essensa, G	1993-94
Chris Evans, D	1973-74
Stu Evans, D	1930-31; 32-33 to 33-34

F

Bob Falkenberg, D	1966-67 to 68-69; 70-71 to 71-72
Alex Faulkner, C	1962-63 to 63-64
Bernie Federko, C	1989-90
Lorne Ferguson, LW	1955-56 to 57-58
Sergei Fedorov, C	1990-91 to 2002-03
Brent Fedyk, D	1987-88 to 91-92
Mark Ferner, D	1995

LANDON FERRARO, C 2013-14 TO PRESENT

Viacheslav Fetisov, D	1995 to 97-98
Guyle Fielder, C	1952-53; 57-58
Tom Filmore, RW	1930-31 to 31-32
Valtteri Filppula, C	2005-06 to 2012-13
Jiri Fischer, D	1999-2000 to 2006-07
Dunc Fisher, RW	1958-59
Joe Fisher, RW	1939-40 to 42-43
Lee Fogolin, D	1947-48 to 50-51
Rick Foley, D	1973-74
Mike Foligno, RW	1979-80 to 81-82
Bill Folk, D	1951-52 to 52-53
Len Fontaine, RW	1972-73 to 73-74
Val Fonteyne, C-LW	1959-60 to 62-63; 64-65 to 66-67
Dwight Foster, C	1982-83 to 85-86
Yip Foster, D	1933-34 to 34-35
Frank Foyston, C	1926-27 to 27-28
Bobby Francis, C	1982-83
Jimmy Franks, G	1936-37 to 37-38; 43-44
Gord Fraser, D	1927-28 to 28-29

JOHAN FRANZEN, C 2005-06 TO PRESENT

Frank Frederickson, C	1926-27; 30-31
Tim Friday, D	1985-86
Miroslav Frycer, RW	1988-89
Robbie Ftorek, C	1972-73 to 73-74

G

Bill Gadsby, D	1961-62 to 65-66
Jody Gage, RW	1980-81 to 81-82; 83-84
Art Gagne, RW	1931-32
Johnny Gallagher, D	1932-33; 36-37
Gerard Gallant, LW	1984-85 to 92-93
Dave Gagner, G	1990-91
George Gardner, G	1965-66 to 67-68
Danny Gare, RW	1981-82 to 85-86
Johan Garpenlov, LW	1990-91 to 91-92
Dave Gatherum, G	1953-54
Fern Gauthier, RW	1945-46 to 48-49
George Gee, C	1948-49 to 50-51
Ed Giacomin, G	1975-76 to 77-78
Gus Giesebrecht, C	1938-39 to 41-42
Gilles Gilbert, G	1980-81 to 82-83
Brent Gilchrist, C	1997-98 to 2001-02
Todd Gill, D	1998-99; 1999-2000 to 2000-01
Art Giroux, RW	1935-36
Larry Giroux, D	1974-75 to 77-78

LUKE GLENDENING, C 2013-14 TO PRESENT

Lorry Gloeckner, D	1978-79
Fred Glover, RW	1948-49 to 51-52
Howie Glover, RW	1960-61 to 61-62
Warren Godfrey, D	1955-56 to 61-62; 63-64 to 67-68
Pete Goegan, D	1957-58 to 66-67
Bob Goldham, D	1950-51 to 55-56
Leroy Goldsworthy, RW	1930-31; 32-33
Yan Golubovskiy, D	1997-98 to 1999-2000
Ebbie Goodfellow, C-D	1929-30 to 42-43
Fred Gordon, RW	1926-27
Ted Graham, D	1933-34 to 34-35
Danny Grant, LW	1974-75 to 77-78
Doug Grant, G	1973-74 to 75-76
Leo Gravelle, RW	1950-51
Adam Graves, C	1987-88 to 89-90
Gerry Gray, G	1970-71
Harrison Gray, G	1963-64
Red Green, LW	1928-29
Rick Green, D	1990-91
Stu Grimson, LW	1995 to 96-97
Lloyd Gross, LW	1933-34 to 34-35
Don Grosso, C	1938-39; 44-45
Danny Gruen, LW	1972-73 to 73-74
Bep Guidolin, LW	1947-48 to 48-49

JONAS GUSTAVSSON, G 2012-13 TO PRESENT**H**

Marc Habscheid, C/RW	1989-90 to 90-91
Lloyd Haddon, D	1959-60
Gord Haidy, RW	1949-50
Stim Halderson, D	1926-27
Len Haley, RW	1959-60 to 60-61
Bob Halkidis, D	1993-94 to 95
Glenn Hall, G	1952-53; 54-55 to 56-57
Murray Hall, C	1964-65 to 66-67
Doug Halward, D	1986-87 to 88-89
Jean Hamel, D	1973-74 to 80-81
Ted Hampson, C	1963-64 to 64-65; 66-67 to 67-68
Glen Hanlon, G	1986-87 to 90-91
Dave Hanson, D	1978-79
Emil Hanson, D	1932-33
Terry Harper, D	1975-76 to 78-79
Billy Harris, C	1965-66
Ron Harris, D	1962-63 to 63-64; 68-69 to 71-72
Ted Harris, D	1973-74
Gerry Hart, D	1968-69 to 71-72
Harold Hart, LW	1926-27
Mark Hartigan, C	2007-08
Buster Harvey, RW	1975-76 to 76-77
Doug Harvey, D	1966-67
Dominik Hasek, G	2001-2002; 2003-2004, 2006-07 to 2007-08
Derian Hatcher, D	2003-04
Ed Hatoum, RW	1968-69 to 69-70
George Hay, C-LW	1927-28 to 30-31; 32-33
Jim Hay, D	1952-53 to 54-55
Galen Head, RW	1967-68
Rich Healey, D	1960-61
Darren Helm, C	2007-08 TO PRESENT

Paul Henderson, LW	1962-63 to 67-68
Jack Hendrickson, D	1957-58 to 58-59; 61-62
Jim Herberts, C	1928-29 to 29-30
Art Herchenratter, C	1940-41
Bryan Hextall, C	1975-76
Dennis Hextall, C	1975-76 to 78-79
Glenn Hicks, LW	1979-80 to 80-81
Harold Hicks, D	1929-30 to 30-31
Tim Higgins, RW	1986-88 to 88-89
Dutch Hiller, LW	1941-42
Jim Hillier, LW	1992-93
Larry Hillman, D	1954-55 to 56-57
John Hilworth, D	1977-78 to 79-80
Kevin Hodson, G	1995-96 to 98-99
Bill Hogaboam, C	1972-73 to 75-76; 78-79 to 79-80
Ken Holland, G	1983-84
Flash Hollett, D	1943-44 to 45-46
Bucky Hollingworth, D	1955-56 to 57-58
Chuck Holmes, RW	1958-59; 61-62
Hap Holmes, G	1926-27 to 27-28
Tomas Holmstrom, LW	1996-97 to 2011-12
John Holota, C	1942-43; 45-46
Pete Horeck, RW-LW	1946-47 to 48-49
Marian Hossa, RW	2008-09
Doug Houda, D	1985-86; 1987-88 to 90-91; 1998-99
JIMMY HOWARD, G	2005-06 TO PRESENT
Gordie Howe, RW	1946-47 to 70-71
Mark Howe, D	1992-93 to 95
Steve Howe, C-LW	1934-35 to 45-46
Syd Howe, C-LW	1934-35 to 45-46
Steve Hrymnaik, D	1952-53
Willie Huber, D	1978-79 to 82-83
Jiri Hudler, C	2003-04, 2008-09, 2010-12
Ron Hudson, RW	1937-38; 39-40
Brent Hughes, D	1973-74
Rusty Hughes, D	1929-30
Brett Hull, RW	2001-2002 to 2003-04
Dennis Hull, LW	1977-78
Kent Huskins, D	2012-13
Matt Hussey, C	2006-07
I	
Miroslav Ihnacak, LW	1988-89
Peter Ing, G	1993-94
Earl Ingarfield, C-LW	1980-81
Ron Ingram, D	1963-64
J	
Hal Jackson, D	1940-41; 42-43 to 46-47
Doug Janik, D	2009-10 to 2011-12
Lou Jankowski, RW	1950-51; 52-53
Gary Jarrett, LW	1966-67 to 67-68
Pierre Jarry, LW	1973-74 to 74-75
Larry Jeffrey, LW	1961-62 to 64-65
Bill Jennings, RW	1940-41 to 43-44
Al Jensen, G	1980-81
Al Johnson, RW	1960-61 to 62-63
Brian Johnson, RW	1983-84
Danny Johnson, C	1971-72
Earl Johnson, C	1953-54
Greg Johnson, C	1993-94 to 96-97

Larry Johnston, D	1971-72 to 73-74
Ed Johnstone, RW	1983-84; 85-86 to 85-87
Greg Joly, D	1976-77 to 82-83
Buck Jones, D	1938-39 to 39-40; 41-42
Curtis Joseph	2002-03 to 2003-04
Ed Joyal, C	1962-63 to 64-65
TOMAS JURCO, RW	2013-14 TO PRESENT

K

Red Kane, D	1943-44
Al Kartlander, C-LW	1969-70 to 72-73
Jack Keating, LW	1938-39 to 39-40
Duke Keats, C	1926-27 to 27-28
Dave Kelly, RW	1976-77
Pete Kelly, RW	1935-36 to 38-39
Red Kelly, D	1947-48 to 59-60
Forbes Kennedy, C	1957-58 to 59-60; 61-62
Sheldon Kennedy, RW	1989-90 to 93-94
Alan Kerr, RW	1991-92
Brian Kilrea, LW	1957-58
Hec Kilrea, LW	1931-32; 35-36 to 39-40
Ken Kilrea, C-LW	1939-40 to 41-42; 43-44
Wally Kilrea, C	1934-35 to 37-38
JAKUB KINDL, D	2009-10 TO PRESENT
Kris King, RW	1987-88 to 88-89
Scott King, G	1990-91 to 91-92
Mark Kirton, C	1980-81 to 82-83
Kelly Kisio, C	1982-83 to 85-86
Hobie Kitchen, D	1926-27
Petr Klima, RW-RW	1985-86 to 89-90; 1998-99
Mike Knuble, RW	1996-97 to 1997-98
Joe Kocur, RW	1984-85 to 90-91; 96-97 to 1999-2000
Ladislav Kohn, RW	2001-2002
Steve Konroyd, D	1992-93 to 93-94
Vladimir Konstantinov, D	1991-92 to 96-97
Tomas Kopecky, RW	2005-06 to 2008-09
Jim Korn, D	1979-80 to 81-82
Mike Korney, RW	1973-74 to 75-76
Chris Kotsopoulos, D	1989-90
Vyacheslav Kozlov, C	1991-92 to 2000-01
Dale Krentz, LW	1986-87 to 88-89
NIKLAS KRONWALL, D	2003-04 TO PRESENT
Jim Krulicki, LW	1970-71
Gord Kruppke, D	1990-91; 92-93 to 93-94
Uwe Krupp, D	1998-99 to 2001-02
Mike Krushelnyski, LW/C	1995
Dave Kryskow, LW	1974-75
Mark Kumpel, RW	1986-87 to 87-88
Maxim Kuznetsov, D	2000-01 to 2001-02

L

Leo Labine, RW	1960-61 to 61-62
Dan Labraaten, LW	1978-79 to 80-81
Randy Ladouceur, D	1982-83 to 86-87
Mark Laforest, G	1985-86 to 86-87
Claude Laforge, LW	1958-59; 60-61 to 61-62; 63-64 to 64-65
Roger Lafreniere, D	1962-63
Serge Lajeunesse, D	1970-71 to 72-73
Hec Lalonde, C	1957-58
Joe Lamb, LW	1937-38

WEARERS OF THE WINGED WHEEL



Mark Lamb, C	1986-87
Lane Lambert, RW	1983-84 to 85-86
Marc Lamothe, G	2003-04
Robert Lang, C	2003-04 to 2006-07
Josh Langfield, RW	2006-07
Al Langlois, D	1963-64 to 64-65
Darryl Laplante, C	1997-98 to 1999-2000
Rick Lapointe, D	1975-76 to 76-77
Martin Lapointe, RW	1991-92 to 2000-01
Igor Larionov, C	1995-96 to 1999-2000; 2000-01 to 2002-03
Reed Larson, D	1976-77 to 85-86
BRIAN LASHOFF, D	2012-13 TO PRESENT
Brian Lavender, LW	1972-73 to 73-74
Dan Lawson, RW	1967-68 to 68-69
Reggie Leach, RW	1982-83
Jim Leavins, D	1985-86
Brett Lebeda, D	2005-06 to 2009-10
Fernand Leblanc, RW	1976-77 to 78-79
J.P. Leblanc, C	1975-76 to 78-79
Rene Leclerc, RW	1968-69; 70-71
Manny Legace, G	1999-2000 to 2005-06
Claude Legris, G	1980-81 to 81-82
David Legwand, C	2013-14
Ville Leino, LW	2008-09 to 2009-10
Real Lemieux, LW	1966-67
Tony Leswick, RW	1951-52 to 54-55; 57-58
Dave Lewis, D	1986-87 to 87-88
Herb Lewis, LW	1928-29 to 38-39
Nick Libett, LW	1967-68 to 78-79
Tony Licari, RW	1946-47
Nicklas Lidstrom, D	1991-92 to 2011-12
Andreas Lijja, D	2005-06 to 2009-10
Ted Lindsay, LW	1944-45 to 56-57; 64-65
Carl Liscombe, LW	1937-38 to 45-46
Ed Litzenberger, RW	1961-62
Bill Lochead, RW	1974-75 to 78-79
Mark Lofthouse, RW	1981-82 to 82-83
Claude Loiselle, C	1981-82 to 85-86
Barry Long, D	1979-80
Clem Loughlin, D	1926-27 to 27-28
Ron Low, G	1977-78
Larry Lozinski, G	1980-81
Dave Lucas, D	1962-63
Don Luce, C	1970-71
Harry Lumley, G	1943-44 to 49-50
Len Lunde, C-RW	1958-59 to 61-62
Tord Lundstrom, LW	1973-74
Pat Lundy, C	1945-46 to 48-49
Chris Luongo, D	1990-91
George Lyle, LW	1979-80 to 81-82
Jack Lynch, D	1973-74 to 74-75
Vic Lynn, D	1943-44
M	
Joey MacDonald, G	2006-07 to 2011-12
Lowell MacDonald, RW	1961-62 to 64-65
Parker MacDonald, LW	1960-61 to 66-67
Bruce MacGregor, RW	1960-61 to 70-71
Calum MacKay, LW	1946-47; 48-49

Howard Mackie, RW	1936-37 to 37-38
Don MacLean, RW	2005-06
Paul MacLean, RW	1988-89
Rick MacLeish, LW	1983-84
Brian MacLellan, LW	1991-92
John MacMillan, LW	1963-64 to 64-65
Jamie Macoun, D	1997-98 to 1998-99
Frank Mahovlich, LW	1967-68 to 70-71
Pete Mahovlich, C	1965-66 to 68-69; 79-80 to 80-81
Steve Maltais, LW	1979-81, 1993-94
Kirk Maltby, LW	1995-96 to 2009-10
Dan Maloney, LW	1975-76 to 77-78
Randy Manery, D	1970-71 to 71-72
Ken Mann, RW	1975-76
Bob Manno, LW-D	1983-84 to 84-85
Norm Maracle, G	1997-98 to 1998-99
ALEXEY MARCHENKO, D	2013-14 TO PRESENT
Lou Marcon, D	1958-59 to 59-60; 62-63
Gus Marker, RW	1932-33 to 33-34
Danny Markov	2006-07
Brad Marsh, D	1990-91 to 91-92
Gary Marshall, LW	1967-68
Bert Marshall, D	1965-66 to 67-68
Clare Martin, D	1949-50 to 50-51
Pit Martin, C	1961-62; 63-64 to 65-66
Don Martineau, RW	1975-76 to 76-77
Steve Martinson, D	1987-88
Charlie Mason, RW	1938-39
Roland Matte, D	1929-30
Brad May, RW	2009-10
Gary McAdam, RW	1980-81
Jud McAtee, LW	1943-44 to 44-45
Stan McCabe, LW	1929-30 to 30-31
Doug McCaig, D	1941-42; 45-46 to 47-48
Rick McCann, C	1967-68 to 71-72; 74-75
Tom McCarthy, LW	1956-57 to 58-59
Darren McCarthy, LW	1993-94 to 2003-04; 2007-08 to 2008-09
Kevin McClelland, RW	1989-90 to 90-91
Bob McCord, D	1965-66 to 67-68
Dale McCourt, C	1977-78 to 81-82
Bill McCreary, LW	1957-58
Brad McCrimmon, D	1990-91 to 92-93
Brian McCutcheon, LW	1974-75 to 76-77
Ab McDonald, LW	1965-66 to 66-67; 71-72
Bucko McDonald, D	1934-35 to 38-39
Byron McDonald, LW	1939-40; 44-45
Al McDonough, RW	1977-78
Bill McDougall, C	1990-91
Pete McDuffe, G	1975-76
Mike McEwen, D	1985-86
Jim McFadden, C	1946-47 to 50-51
Bob McGill, D	1991-92
Tom McGratton, G	1947-48
Bert McInenty, LW	1930-31 to 31-32
Jack McIntyre, LW	1957-58 to 59-60
Doug McKay, LW	1949-50
Randy McKay, RW	1988-89 to 90-91
Walt McKechnie, C	1974-75 to 76-77; 81-82 to 82-83

Tony McKegney, RW	1989-90
Don McKenney, LW	1965-66
Bill McKenzie, G	1973-74 to 74-75
John McKenzie, RW	1959-60 to 60-61
Andrew McKim, C	1995
Rollie McLaren, D	1945-46
Al McLeod, D	1973-74
Don McLeod, G	1970-71
Mike McMahon, D	1969-70
Max McNab, C	1947-48 to 50-51
Billy McNeill, RW	1956-57 to 59-60; 62-63 to 63-64
Stu McNeill, C	1957-58 to 59-60
Basil McRae, LW	1985-86 to 86-87
Chris McRae, LW	1989-90
Pat McReavy, LW	1941-42
Derek Meech, D	2006-07 to 2010-11
Harry Meeking, LW	1926-27
Tom Mellor, D	1973-74 to 74-75
Gerry Melnyk, C	1955-56; 59-60 to 60-61
Barry Melrose, D	1983-84; 85-86
Howie Menard, C	1963-64
Glenn Merkosky, LW	1985-86; 89-90
Corrado Micalef, G	1981-82 to 85-86
Nick Mickoski, LW	1957-58 to 58-59
Hugh Millar, D	1946-47
Greg Millen, G	1991-92
DREW MILLER, LW	2009-10 TO PRESENT
Kevin Miller, RW	1990-91 to 91-92; 2003-04
Perry Miller, D	1977-78 to 80-81
Tom Miller, C	1970-71
Eddie Mio, G	1983-84 to 85-86
Dmitri Mironov, D	1997-98
John Miszuk, D	1963-64
Bill Mitchell, D	1963-64
Mike Modano	2010-11
John Mokusak, D	1988-89 to 89-90
Ron Moffatt, LW	1932-33 to 34-35
Garry Monahan, LW	1969-70
Hank Montieth, LW	1968-69 to 70-71
Alfie Moore, G	1939-40
Don Morrison, C	1947-48 to 48-49
Jim Morrison, D	1959-60
Rod Morrison, RW	1947-48
Dean Morton, D	1989-90
Gus Morton, D	1958-59
Alex Motter, D	1937-38 to 42-43
John Mowers, G	1940-41 to 42-43; 46-47
PETR MRAZEK, G	2012-13 TO PRESENT
Mark Mowers, RW	2003-04 to 2005-06
Wayne Muloin, D	1963-64
Don Murdoch, RW	1981-82
Brian Murphy, C	1974-75
Joe Murphy, C-RW	1986-87 to 89-90
Larry Murphy, D	1996-97 to 2000-01
Ron Murphy, LW	1964-65 to 65-66
Jan Mursak, RW	2010-11 to 2012-13
Ken Murray, D	1972-73
Terry Murray, D	1976-77

Anders Myrvold, D2003-04

N

Jim Nahrgang, D	1974-75 to 76-77
Vaclav Nedomansky, C-RW	1977-78 to 81-82
Kris Newbury, C	2009-2010
Rick Newell, D	1972-73 to 73-74
John Newman, C	1930-31
Eddie Nicholson, D	1947-48
Jim Niekamp, D	1970-71 to 71-72
Jim Nill, RW	1987-88 to 89-90
Reg Noble, D	1927-28 to 32-33
Ted Nolan, LW	1981-82; 83-84
Brad Norton, D	2006-07
Lee Norwood, D	1986-87 to 90-91
Hank Nowak, LW	1974-75
GUSTAV NYQUIST, LW	2011-12 TO PRESENT

O

Adam Oates, C	1985-86 to 88-89
Russ Oatman, LW	1926-27
Mike O'Connell, D	1985-86 to 89-90
Gerry Odrowski, D	1960-61 to 62-63
John Ogrodnick, LW	1979-80 to 86-87; 92-93
Fredrik Olausson, D	2001-2002
Murray Oliver, C	1957-58; 59-60 to 60-61
Dennis Olson, LW	1957-58
Jimmy Orlando, D	1936-37 to 37-38; 39-40 to 42-43
Mark Osborne, LW	1981-82 to 82-83
Chris Osgood, G	1993-94 to 2000-01; 2005-06 to 2010-11
XAVIER OUELLET, D	2013-14 TO PRESENT

P

Pete Palangio, LW	1927-28
Brad Park, D	1983-84 to 84-85
Joe Paterson, LW	1980-81 to 83-84
George Patterson, RW	1934-35
Butch Paul, C	1964-65
Marty Pavelich, LW	1947-48 to 56-57
Jim Pavese, D	1987-88 to 88-89
Mark Pederson, LW	1993-94
Bert Peer, RW	1939-40
Bob Perreault, G	1958-59
Jim Peters, Jr., C	1964-65 to 67-68
Jim Peters, Sr., RW	1949-50 to 50-51; 53-54
Brent Peterson, C	1978-79 to 81-82
Gord Pettinger, C	1933-34 to 37-38
Robert Picard, D	1989-90
Alex Pirus, RW	1979-80
Rob Plumb, LW	1977-78 to 78-79
Nellie Podolsky, LW	1948-49
Bud Poile, RW	1948-49
Don Poile, C-RW	1954-55; 57-58
Dennis Polonich, RW	1974-75 to 80-81; 82-83
Poul Popiel, D	1968-69 to 69-70
Marc Potvin, LW	1990-91 to 91-92
Dean Prentice, LW	1965-66 to 68-69
Noel Price, D	1961-62
Keith Primeau, C/LW	1990-91 to 95-96
Bob Probert, LW-RW	1985-86 to 93-94
Andre Pronovost, LW	1962-63 to 64-65

Marcel Pronovost, D	1949-50 to 64-65
Metro Prystai, RW-C	1950-51 to 57-58
TEEMU PULKKINEN, RW	2013-14 TO PRESENT
Cliff Purpur, RW	1944-45
Chris Pusey, G	1985-86
Jamie Pushor, D	1995-96 to 97-98
Nelson Pyatt, C	1973-74 to 74-75

Q

Bill Quackenbush, D	1942-43 to 48-49
KYLE QUINCEY, D	2005-06 TO 2007-08, 2011-12 TO PRESENT

R

Yves Racine, D	1989-90 to 92-93
Brian Rafalski, D	2007-08 to 2010-11
Clare Raglan, D	1950-51
Mike Ramsey, D	1995-96; 96-97
Bill Ranford, G	1998-99
Matt Ravlich, D	1969-70
Marc Reaume, D	1959-60 to 60-61
Billy Reay, C	1943-44 to 44-45
Mickey Redmond, RW	1970-71 to 75-76
Dutch Reibel, C	1953-54 to 57-58
Gerry Reid, C	1948-49
Leo Reise, D	1946-47 to 51-52
Dave Richardson, LW	1967-68
Terry Richardson, G	1973-74 to 76-77
Steve Richmond, D	1985-86
Vincent Rieneau, G	1991-92 to 93-94
Dennis Riggan, G	1959-60; 62-63
Jim Riley, RW	1926-27
Bob Ritchie, LW	1976-77 to 77-78
Mattias Ritola, C	2007-08 to 2009-10
Jamie Rivers, D	2003-04 to 2005-06
Wayne Rivers, RW	1961-62
John Ross Roach, G	1932-33 to 34-35
Phil Roberto, RW	1974-75 to 75-76
Doug Roberts, RW	1965-66 to 67-68; 73-74 to 74-75
Earl Robertson, G	1936-37
Fred Robertson, D	1933-34
Torrie Robertson, LW	1988-89 to 89-90
Nathan Robinson, LW	2003-04
Luc Robitaille, LW	2001-2002 to 2002-2003
Mike Robitaille, D	1970-71
Desse Roche, RW	1934-35
Earl Roche, LW	1934-35
Dave Rochefort, C	1966-67
Leon Rochefort, RW	1971-72 to 72-73
Harvey Rockburn, D	1929-30 to 30-31
Marc Rodgers, RW	1999-2000
Stacy Roest, C	1998-99 to 1999-2000
Dale Rolfe, D	1969-70 to 70-71
Rollie Rossignol, LW	1943-44; 45-46
Rolty Roulston, D	1936-37
Bob Rouse, D	1995 to 97-98
Tom Rowe, RW	1982-83
Bernie Ruelle, LW	1943-44
Pat Rupp, G	1963-64
Jimmy Rutherford, G	1970-71; 73-74 to 80-81; 82-83

S

Andre St. Laurent, C	1977-78 to 78-79; 83-84
Sam St. Laurent, G	1986-87 to 89-90
Rustan Salei, D	2010-11
Borje Salming, D	1989-90
Barry Salovaara, D	1974-75 to 75-76
Mikael Samuelsson, RW	2005-06 to 2009-10; 2012-13 to 2013-14
Ulf Samuelsson, D	1998-99
Tomas Sandstrom, RW-LW	1996-97
Ed Sanford, C	1955-56
Bob Sauve, G	1981-82
Terry Sawchuk, G	1949-50 to 54-55; 57-58 to 63-64; 68-69
Kevin Schamehorn, RW	1976-77; 79-80
Mathieu Schneider, D	2002-03 to 2006-07
Jim Schoenfeld, D	1981-82 to 82-83
Dwight Schofield, D	1976-77
Enio Scisizzi, LW	1946-47 to 49-50; 51-52
Earl Seibert, D	1944-45 to 45-46
Ric Seiling, RW	1986-87
Brendan Shanahan, RW-LW	1996-97 to 2005-06
Daniel Shank, RW	1989-90 to 90-91
Jeff Sharples, D	1986-87 to 88-89
RILEY SHEAHAN, C	2011-12 TO PRESENT
Doug Shedden, RW	1985-86 to 86-87
Bobby Sheehan, C	1976-77
Tim Sheehy, RW	1977-78
Frank Sheppard, C	1927-28
John Sheppard, LW	1926-27 to 27-28
Ray Sheppard, RW	1991-92 to 95
Gord Sherritt, D	1943-44
John Sherf, LW	1935-36 to 38-39; 43-44
Jim Shires, LW	1970-71
Steve Short, D	1978-79
Gary Shuchuk, RW	1990-91
Dave Silk, RW	1984-85
Mike Sillinger, C	1990-91 to 95
Cully Simon, D	1942-43 to 44-45
Thain Simon, D	1946-47
Cliff Simpson, C	1946-47 to 47-48
Reg Sinclair, RW	1952-53
Darryl Sittler, C-LW	1984-85
Bjorne Skaare, C	1978-79
Glen Skov, C	1949-50 to 54-55
Jiri Slegr, D	2001-02
Al Smith, G	1971-72
Alex Smith, D	1931-32
Brad Smith, RW	1980-81 to 84-85
BRENDAN SMITH, D	2011-12 TO PRESENT
Brian Smith, LW	1957-58; 60-61
Carl Smith, LW	1943-44
Derek Smith, C	1981-82 to 82-83
Floyd Smith, RW	1962-63 to 67-68
Greg Smith, D	1981-82 to 85-86
Nakina Dalton Smith, LW	1943-44
Normie Smith, G	1934-35 to 38-39; 43-44 to 44-45
Rick Smith, D	1980-81
Ted Snell, RW	1974-75
Harold Snepets, D	1985-86 to 87-88
Sandy Snow, RW	1968-69

Dennis Sobchuk, C 1979-80
 Ken Solheim, LW 1982-83
 Bob Solinger, LW 1959-60
 John Sorrell, LW 1930-31 to 37-38
 Fred Speck, C 1968-69 to 69-70
 Ted Speers, RW 1985-86
 Irv Spencer, D-LW 1963-64 to 65-66; 67-68

RYAN SPROUL, D 2013-14 TO PRESENT

Ron Stackhouse, D 1971-72 to 73-74
 Garrett Stafford, D 2007-08
 Ed Stankiewicz, LW 1953-54; 55-56
 Wilf Starr, C 1933-34 to 35-36
 Vic Stasiuk, RW-LW 1950-51 to 54-55; 60-61 to 62-63
 Ray Staszak, RW 1985-86
 Frank Steele, LW 1930-31
 Greg Stefan, G 1981-82 to 89-90
 Pete Stenkowski, C 1967-68 to 70-71
 Blair Stewart, LW 1973-74 to 74-75
 Gaye Stewart, LW 1950-51
 Jack Stewart, D 1938-39 to 42-43; 45-46 to 49-50
 Gord Strate, D 1956-57 to 58-59
 Art Stratton, C 1963-64
 Brad Stuart, D 2007-08 to 2011-12
 Herb Stuart, G 1926-27
 Barry Sullivan, RW 1947-48
 Bill Sutherland, LW 1971-72

T

John Taft, D 1978-79
 Jean-Guy Talbot, D 1967-68
 Chris Tancil, C 1991-92 to 92-93

TOMAS TATAR, LW 2010-11 TO PRESENT

Billy Taylor, C 1946-47
 Ted Taylor, LW 1966-67
 Tim Taylor, LW 1993-94 to 96-97
 Harvey Teno, G 1938-39
 Larry Thibeault, LW 1944-45
 Steve Thomas, RW 2003-04
 Billy Thomson, RW 1938-39; 43-44
 Cecil Thompson, G 1938-39 to 39-40
 Errol Thompson, LW 1977-78 to 80-81
 Jordin Tootoo, RW 2012-13 to 2013-14
 Jerry Toppazzini, RW 1955-56
 Larry Trader, D 1982-83; 84-85
 Percy Traub, D 1927-28 to 28-29
 Dave Trotter, LW 1938-39
 Joe Turner, G 1941-42

U

Norm Ullman, C 1955-56 to 67-78
 Garry Unger, C 1967-68 to 70-71

V

Rogie Vachon, G 1978-79 to 79-80
 Eric Vail, LW 1981-82
 Rick Vasko, D 1979-80 to 80-81
 Darren Veitch, D 1985-86 to 87-88
 Pat Verbeek, RW 1999-2000 to 2000-01
 Mike Vernon, G 1995 to 96-97
 Dennis Vial, D 1990-91 to 92-93
 Doug Volmer, RW 1969-70 to 71-72

Carl Voss, C 1932-33

W

Jack Walker, LW 1926-27 to 27-28
 Bob Wall, D 1964-64 to 66-67; 71-72
 Jesse Wallin, D 1999-2000; 2000-01 to 2002-03
 Wes Walz, C 1995-96
 Aaron Ward, D 1993-94 to 2000-01
 Eddie Wares, RW 1937-38 to 42-43
 Bryan Watson, D 1965-66 to 66-67; 73-74 to 76-77
 Harry Watson, LW 1942-43; 45-46
 Jim Watson, D 1963-64 to 65-66; 67-68 to 69-70
 Brian Watts, LW 1975-76
 Tom Webster, RW 1970-71 to 71-72; 79-80
 Cooney Weiland, C 1933-34 to 34-35
 Stan Weir, C 1982-83

STEPHEN WEISS, C 2013-14 TO PRESENT

Carl Wetzell, G 1964-65
 Ian White, D 2011-12 TO 2012-13
 Bob Whitelaw, D 1940-41 to 41-42
 Ray Whitney, LW 2003-04
 Archie Wilder, LW 1940-41
 Bob Wilkie, D 1990-91
 Burr Williams, D 1933-34; 36-37
 Dave "Tiger" Williams, LW 1984-85
 Fred Williams, C 1976-77
 Jason Williams, C 2000-01 to 2003-04; 2009-10
 John Wilson, LW 1949-50 to 54-55; 57-58 to 58-59
 Larry Wilson, C 1949-50; 51-52 to 52-53
 Ross "Lefty" Wilson, G 1953-54
 Rick Wilson, D 1976-77
 Murray Wing, D 1973-74
 Eddie Wiseman, RW 1932-33 to 35-36
 Steve Wochy, C-RW 1944-45; 46-47
 Benny Voit, D 1950-51 to 54-55
 Mike Wong, C 1975-76
 Paul Woods, LW 1977-78 to 83-84
 Jason Woolley, G 2002-03 to 2005-06
 Ken Wregget, G 1999-2000
 Larry Wright, RW-C 1977-78

Y

Jason York, D 1992-93 to 95
 B. J. Young, R 1999-2000
 Doug Young, D 1931-32 to 38-39
 Howie Young, D 1960-61 to 62-63; 66-67 to 67-68
 Warren Young, LW 1985-86
 Paul Ysebaert, LW 1990-91 to 92-93
 Steve Yzerman, C 1983-84 to 2005-06

Z

Larry Zeidel, D 1951-52 to 52-53
 Ed Zeniuk, D 1954-55
HENRIK ZETTERBERG, LW 2002-03 TO PRESENT
 Rick Zombo, D 1984-85 to 91-92
 Rudy Zurich, D 1943-44

DETROIT RED WINGS ALL-TIME NUMBERS



NO. 1

Harry Holmes	1926-27 to 27-28
Dolly Dolson	1928-29 to 30-31
Bill Beveridge	1929-30
Alex Connell	1931-32
John Ross Roach	1932-33 to 34-35
Abbie Cox	1933-34
Wilf Cude	1933-34
Norm Smith	1934-35 to 38-39, 43-44 to 44-45
Earl Robertson	1936-37
Jim Franks	1936-37 to 37-38, 43-44
Harvey Teno	1938-39
Cecil Thompson	1938-39 to 39-40
Alf Moore	1939-40
Claude Bourque	1939-40
John Mowers	1940-41 to 42-43
Joe Turner	1941-42
Connie Dior	1943-44 to 44-45
Harry Lumley	1943-44 to 49-50
Ralph Adams	1946-47
Terry Sawchuk	1949-50 to 54-55, 57-58 to 63-64

(Retired Mar. 6, 1994)

Dave Gathrum	1953-54
Lefty Wilson	1953-54
Glenn Hall	1954-55 to 56-57
Bob Perrault	1958-59
Dennis Riggan	1959-60, 62-63
Gilles Boisvert	1959-60
Hank Bassen	1960-61 to 62-63
Roger Crozier	1964-65 to 69-70
Roy Edwards	1967-68, 72-73 to 73-74
Jim Rutherford	1970-71, 74-75 to 80-81
Don McLeod	1970-71
Joe Daley	1971-72
Terry Richardson	1973-74, 75-76
Bill McKenzie	1973-74
Gilles Gilbert	1980-81 to 82-83
Corrado Malacef	1983-84 to 85-86
Glen Hanton	1986-87 to 90-91

NO. 2

Clem Loughlin	1926-27 to 27-28
Percy Traub	1928-29
Harvey Rockburn	1929-30 to 30-31
Alex Smith	1931-32
Doug Young	1932-33 to 38-39
Burr Williams	1936-37
Rolly Roulston	1936-37
John Gallagher	1936-37
Jack Stewart	1939-40 to 42-43, 45-46 to 49-50
Buck Jones	1941-42
Clarence Behling	1942-43
Pete Simon	1943-44 to 44-45
Gerry Couture	1944-45
Bob Goldham	1950-51 to 55-56
Larry Hillman	1956-57
Al Arbour	1956-57 to 57-58
Pete Goegon	1958-59 to 61-62, 65-66
Jim Morrison	1959-60
Noel Price	1961-62
Jack Hendrickson	1961-62
Howie Young	1962-63
Ron Ingram	1963-64
Al Langlois	1963-64 to 64-65
Jim Watson	1963-64

Bob McCord	1965-66
Dwight Carruthers	1965-66
Warren Godfrey	1965-66
Gary Bergman	1966-67 to 74-75
Mike Korney	1973-74
Al McLeod	1973-74
Terry Harper	1975-76 to 78-79
Barry Long	1979-80
Rick Smith	1980-81
John Barrett	1980-81
Jim Schoenfield	1981-82 to 82-83
Larry Trader	1984-85
Barry Melrose	1985-86
Mike O'Connell	1985-86 to 89-90
Brad McCrimmon	1990-91 to 92-93
Terry Carkner	1993-94 to 95
Vlacheslav Fetisov	1995-96 to 97-98
Ulf Samuelsson	1998-99
Jiri Fischer	1999-2000 to 2002-03; 05-06 to 06-07
Derian Hatcher	2003-04

BRENDAN SMITH 2011-12 TO PRESENT

NO. 3

Slim Halderson	1926-27
Pete Bellefeuille	1926-27
Reg Noble	1927-28 to 32-33
Emil Hanson	1932-33
Carl Voss	1932-33
John Gallagher	1932-33
Stu Evans	1933-34
Ted Graham	1933-34 to 34-35
Bucko McDonald	1934-35 to 38-39
Jack Stewart	1938-39
Scotty Bowman	1938-39 to 39-40
Don Deacon	1939-40
Alex Motter	1939-40 to 42-43
Buck Jones	1941-42
Gordie Sherritt	1943-44
Vic Lynn	1943-44
Murray Armstrong	1943-44 to 45-46
Bill Quackenbush	1946-47 to 48-49
Clare Martin	1949-50 to 50-51
Ben Woit	1951-52
Marcel Pronovost	1952-53 to 64-65
Bill Mitchell	1963-64
Gary Bergman	1965-66
Bert Marshall	1965-66 to 66-67
Bob McCord	1967-68
Jean Guy Talbot	1967-68
Warren Godfrey	1967-68
Bob Falkenberg	1967-68 to 68-69, 71-72
Paul Popeil	1968-69 to 69-70
Jim Watson	1969-70
Gerry Hart	1969-70
Dale Rolfe	1970-71
Jim Niekamp	1971-72
Larry Johnston	1971-72 to 73-74
Murray Wing	1973-74
Jack Lynch	1974-75
Jim Nahrgang	1974-75, 76-77
Larry Giroux	1975-76 to 76-77
Perry Miller	1977-78 to 80-81
Rick Vasko	1979-80
John Barrett	1981-82 to 85-86

DETROIT RED WINGS ALL-TIME NUMBERS



Steve Chiasson	1986-87 to 93-94
Bob Rouse	1995 to 97-98
Doug Houda	1998-99
Jesse Wallin	1999-2000 to 2002-03
Andreas Lilja	2005-06 to 2009-10
Kent Huskins	2012-13

NO. 4

Harry Meeking	1926-27
Archie Briden	1926-27
George Hay	1927-28 to 30-31
Herb Lewis	1931-32 to 38-39
John Sorrell	1937-38
Gus Giesebrecht	1939-40
Sid Abel	1939-40
Jim Orlando	1940-41 to 42-43
Harold Jackson	1943-44 to 46-47
Jim McFadden	1946-47
Doug McCaig	1947-48 to 48-49
Al Dewsbury	1947-48
Len "Red" Kelly	1948-49 to 59-60
Marc Reaume	1959-60 to 60-61
Howie Young	1960-61
Bill Gadsby	1961-62 to 65-66
Ron Harris	1963-64
Bob Wall	1964-65
Leo Boivin	1966-67
Howie Young	1967-68
Bob Baun	1968-69 to 70-71
Larry Brown	1970-71
Arnie Brown	1970-71 to 71-72
Thommie Bergman	1972-73 to 74-75, 77-78 to 79-80
Bart Crashley	1974-75
Rick Lapointe	1975-76 to 76-77
Terry Murray	1976-77
Larry Giroux	1977-78
John Hilworth	1977-78
Rick Vasko	1977-78, 80-81
Tom Bladon	1980-81
Rejean Cloutier	1981-82
Colin Campbell	1982-83 to 84-85
Tim Friday	1985-86
Jim Leavins	1985-86
Jeff Sharples	1986-87
Rick Zombo	1986-87 to 91-92
Bob McGill	1991-92
Mark Howe	1992-93 to 1995
Jamie Pushor	1995-96 to 97-98
Uwe Krupp	1998-99 to 2001-02
Jamie Rivers	2003-04 to 2005-06
Cory Cross	2005-06
Kyle Quincey	2007-08
JAKUB KINDL	2010-11 TO PRESENT

NO. 5

Frank Frederickson	1926-27
Duke Keats	19-26-27 to 27-28
Gord Fraser	1927-28 to 28-29
Bill Brydget	1928-29
Bob Connors	1929-30
Ebbie Goodfellow	1930-31 to 42-43
Pete Bessone	1937-38
John Doran	1937-38
Jim Orlando	1937-38
Buck Jones	1938-39, 41-42

Eddie Bush	1941-42
Doug McCaig	1941-42
Clarence Behling	1942-43
Hal Jackson	1942-43
Pat Egan	1943-44
Bill "Flash" Hollett	1943-44 to 45-46
Hugh Millar	1946-47
Al Dewsbury	1946-47
Leo Reise	1946-47 to 51-52
Ben Voit	1952-53 to 54-55
Warren Godfrey	1955-56 to 61-62
Al Arbour	1955-56
Rich Healey	1960-61
Doug Barkley	1962-63 to 65-66
John Misuk	1963-64
Bob Wall	1966-67
Doug Harvey	1966-67
Bob Falkenberg	1966-67
Bert Marshall	1967-68
Kent Douglas	1967-68 to 68-69
Carl Brewer	1969-70
Serje Lajeunesse	1970-71
Marcel Dionne	1971-72 to 73-74
Jean Hamel	1974-75 to 80-81
Greg Smith	1981-82 to 85-86
Darren Veitch	1985-86 to 87-88
John Mokolak	1988-89
Dean Morton	1989-90
Peter Dineen	1989-90
Chris McRae	1989-90
Rick Green	1990-91
Nicklas Lidstrom	1991-92 to 2011-12

(Retired Mar. 6, 2014)

NO. 6

Jack Walker	1926-27 to 27-28
Larry Aurie	1928-29 to 38-39
Cumming Burton	1957-58 to 58-59

NO. 7

Russ Datman	1926-27
Stan Brown	1927-28
Pete Palangio	1927-28
Jim Herberts	1928-29
Herb Lewis	1929-30 to 30-31
Hec Kilrea	1931-32
Art Gagne	1931-32
Leroy Goldsworthy	1932-33
George Hay	1932-33
Carl Voss	1933-34
Cooney Weiland	1933-34 to 34-35
Marty Barry	1935-36 to 38-39
Alex Motter	1939-40
Don Deacon	1939-40
Sid Abel	1939-40
Ken Kilrea	1940-41
Carl Liscombe	1940-41 to 45-46
Ted Lindsay	1946-47 to 56-57

(Retired Nov. 10, 1991)

Billy Dea	1957-58
Hec Lande	1957-58
Murray Oliver	1957-58
Brian Kilrea	1957-58
Norm Ullman	1958-59 to 67-68
Garry Unger	1968-69 to 70-71
Red Berenson	1970-71 to 74-75

DETROIT RED WINGS ALL-TIME NUMBERS



Dave Kruskow	1974-75	Jiri Fischer	2003-04
Dan Maloney	1975-76 to 77-78	Matt Ellis	2006-07 to 2007-08
Willie Huber	1978-79 to 82-83	JUSTIN ABDELKADER	2007-08 to PRESENT
Joe Paterson	1983-84		
Milan Chalupa	1984-85		
Mike McEwen	1985-86	NO. 9	
Steve Richmond	1985-86	John Sheppard	1926-27 to 27-28
Eddie Johnstone	1986-87	Herb Lewis	1928-29
Doug Halward	1986-87 to 88-89	Harold Hicks	1929-30
Brent Fedyk	1988-89	Roalnd Matte	1929-30
Tony McKegney	1989-90	Bert McInenly	1930-31 to 31-32
Robert Picard	1989-90	Frank Carson	1931-32 to 33-34
Tom Bissett	1990-91	Tom Anderson	1934-35
		Ed Wiseman	1934-35
		Wally Kilrea	1935-36 to 36-37
		Pete Kelly	1937-38
		Mud Bruneteau	1937-38 to 45-46
NO. 8		John Sorrell	1937-38
Art Duncan	1926-27	Joe Lamb	1937-38
Carson Cooper	1927-28 to 29-30	John Sherf	1938-39
Stu Evans	1930-31	Connie Brown	1938-39
Danny Cox	1931-32	Ken Kilrea	1938-39
Eddie Wiseman	1932-33 to 34-35	Ed Bruneteau	1943-44
Yip Foster	1934-35	Billy Thompson	1943-44
Syd Howe	1934-35 to 45-46	Sid Abel	1945-46
Don Deacon	1936-37	Roy Conacher	1946-47
Billy Rea	1944-45	Gordie Howe	1947-48 to 70-71
Cliff Purpur	1944-45		<i>(Retired Mar. 12, 1972)</i>
Pat Lundy	1945-46 to 48-49		
George Gee	1948-49 to 50-51	NO. 10	
Tony Leswick	1951-52 to 54-55	Frank Foyston	1926-27 to 27-28
Dutch Reibel	1955-56 to 57-58	Frank Sheppard	1927-28
John Wilson	1957-58 to 58-59	Bob Connors	1928-29
Barry Cullen	1959-60	Ebbie Goodfellow	1929-30
Murray Oliver	1960-61	Carson Cooper	1930-31 to 31-32
Leo Labine	1960-61 to 61-62	John Sorrell	1932-33 to 37-38
Forbes Kennedy	1961-62	Clarence Drouillard	1937-38
Lowell MacDonald	1961-62 to 63-64	Carl Liscombe	1937-38 to 39-40
Floyd Smith	1962-63	Don Grosso	1939-40 to 44-45
Art Stratton	1963-64	Bill Jennings	1943-44
Claude Laforge	1963-64	Billy Reay	1943-44 to 44-45
Pat Martin	1963-64 to 64-65	Cliff Purpur	1944-45
Val Fonteyne	1966-67	Steve Wochy	1944-45
Gary Jarrett	1966-67 to 67-68	Fern Gauthier	1945-46 to 47-48
Bart Crashley	1968-69	Gerry Brown	1945-46
Rick McCann	1968-69 to 69-70	Gerry Couture	1946-47 to 47-48
Rene Leclerc	1968-69	Max McNab	1948-49
Fred Speck	1969-70	Ed Bruneteau	1948-49
Tom Webster	1970-71	Jim Peters	1949-50 to 50-51
Bill Sutherland	1971-72	Metro Prystai	1951-52 to 54-55
Dan Johnson	1971-72	Alex Delvecchio	1954-55 to 73-74
Guy Charron	1972-73 to 74-75		<i>(Retired Nov. 10, 1991)</i>
Ted Snell	1974-75	Dale McCourt	1977-78 to 81-82
Brian McCutcheon	1974-75	Mark Lofthouse	1981-82
Dennis Polonich	1975-76 to 80-81, 82-83	Claude Loiselle	1982-83
Claude Loiselle	1981-82	Ron Duguay	1983-84 to 85-86
Joe Paterson	1982-83	Joe Murphy	1986-87 to 89-90
Tom Rowe	1982-83	Jimmy Carson	1989-90 to 91-92
Ted Nolan	1983-84		
Dave Silk	1984-85	NO. 11	
Ray Staszak	1985-86	Hobie Kitchen	1926-27
Mark Lamb	1986-87	Jim Riley	1926-27
Jim Niil	1987-88 to 89-90	Bernie Brophy	1928-29 to 29-30
Bobby Dollas	1990-91 to 91-92	Jim Herberts	1929-30
Gord Kruppke	1992-93	Tom Filmore	1930-31 to 31-32
Steve Konroyd	1993-94	Frank Steele	1930-31
Aaron Ward	1995	Art Gagne	1931-32
Igor Larionov	1995-96 to 2002-03		

DETROIT RED WINGS ALL-TIME NUMBERS



Hap Emms	1931-32 to 33-34	Hec Kilrea	1935-36 to 39-40
Gord Pettinger	1934-35 to 37-38	Byron McDonald	1939-40
Earl Roche	1934-35	Sid Abel	1940-41 to 42-43, 46-47 to 51-52
Scotty Bowman	1934-35		(Retired Apr. 29, 1995)
Wally Kilrea	1934-35	Joe Carveth	1943-44 to 45-46
Red Beattie	1937-38	Glen Skov	1952-53 to 54-55
Ken Doraty	1937-38	Ed Sanford	1955-56
Eddie Wares	1937-38 to 42-43	Metro Prystai	1955-56 to 57-58
Billy Thompson	1938-39	Bill Dineen	1957-58
Sid Abel	1939-40	Tony Leswick	1957-58
Adam Brown	1943-44, 45-46 to 46-47	Dunc Fisher	1958-59
Jud McAtee	1944-45	Gene Achtymichuk	1958-59
Byron McDonald	1944-45	Stu McNeill	1958-59
Pete Horeck	1946-47 to 48-49	Chuck Holmes	1958-59
Barry Sullivan	1947-48	Val Fonteyne	1959-60 to 61-62
Max McNab	1949-50	Alex Faulkner	1962-63 to 63-64
Gaye Stewart	1950-51	Pit Martin	1963-64
Marty Pavelich	1951-52 to 56-57	John MacMillan	1963-64
John Wilson	1957-58	Bob Dillabough	1963-64
Nick Mickowski	1957-58 to 58-59	Ron Murphy	1964-65 to 65-66
Gary Aldcorn	1959-60 to 60-61	Bruce MacGregor	1965-66 to 70-71
Vic Stasiuk	1960-61 to 62-63	Tom Miller	1970-71
Warren Godfrey	1963-64	Ab McDonald	1971-72
Irv Spencer	1963-64 to 64-65	Henry Boucha	1971-72
Lowell MacDonald	1964-65	Randy Manery	1971-72
John MacMillan	1964-65	Bob Cook	1972-73
Bob Dillabough	1964-65	Garnet Bailey	1972-73 to 73-74
Jim Watson	1964-65	Dan Gruen	1973-74
Val Fonteyne	1964-65 to 65-66	Marcel Dionne	1974-75
Pete Mahovich	1966-67, 68-69	Bryan Hextall	1975-76
Jim Peters Jr.	1966-67 to 67-68	J.P. Leblanc	1975-76 to 77-78
Gerry Abel	1966-67	Fern Leblanc	1977-78
Gary Monahan	1969-70	Errol Thompson	1977-78 to 80-81
Gary Croteau	1969-70	Brent Peterson	1980-81 to 81-82
Hank Monteith	1969-70 to 70-71	Tom Rowe	1982-83
Don Luce	1970-71	Ivan Boldirev	1982-83 to 84-85
Leon Rochefort	1971-72 to 72-73	Adam Oates	1985-86
Brian Lavender	1972-73	Billy Carroll	1985-86 to 86-87
Len Fontaine	1973-74	Adam Graves	1987-88 to 89-90
Chris Evans	1973-74	Sheldon Kennedy	1989-90 to 90-91
Hank Nowak	1974-75	Jimmy Carson	1991-92 to 92-93
Walt McKechnie	1974-75 to 76-77, 81-82 to 82-83	Mile Sillinger	1993-94 to 95
Rick Bowness	1977-78	Bob Errey	1995 to 96-97
John Taft	1978-79		
Lorry Gloeckner	1978-79		
Pete Mahovich	1979-80 to 80-81		
Murray Craven	1983-84		
Blake Dunlop	1983-84		
Brad Smith	1984-85		
Rick Zombo	1984-85		
Ted Speers	1985-86		
Shawn Burr	1984-85 to 95		
Mathieu Dandenault	1995-96 to 2003-04		
Dan Cleary	2005-06 to 2013-14		
DANIEL ALFREDSSON	2013-14 TO PRESENT		
	NO. 12		
Fred Gordon	1926-27		
Larry Aurie	1927-28		
Pete Bellefeuille	1928-29		
Red Green	1928-29		
Jim Herberts	1929-30		
Stan McCabe	1929-30		
John Sorrell	1930-31 to 31-32		
Walt Buswell	1932-33 to 34-35		
	NO. 13		
Harold Hart	1926-27		
Vyacheslav Kozlov	1991-92 to 2000-01		
PAVEL DATSYUK	2001-02 TO PRESENT		
	NO. 14		
Herb Stuart	1926-27		
Percy Traub	1927-28		
Frank Daley	1928-29		
Rusty Hughes	1929-30		
Stan McCabe	1930-31		
Doug Young	1931-32		
Stu Evans	1932-33		
Fred Robertson	1933-34		
Lloyd Gross	1933-34		
Gus Marker	1933-34		
Desse Roche	1934-35		
Lorne Duguid	1934-35		
Wilt Starr	1935-36		
Mud Bruneteau	1935-36 to 37-38		
Hat Mackie	1936-37 to 37-38		

DETROIT RED WINGS ALL-TIME NUMBERS



Alex Motter	1937-38 to 38-39
Sid Abel	1938-39
Gus Giesebrecht	1939-40 to 41-42
Ken Kilrea	1939-40
Joe Fisher	1939-40
Gerry Brown	1941-42
Joe Carveth	1942-43
Bernie Ruelle	1943-44
Bill Jennings	1943-44
Ted Lindsay	1944-45 to 46-47
Bep Guidolin	1947-48 to 48-49
Bud Poile	1948-49
Pete Babando	1949-50
Metro Prystai	1950-51
Glen Skov	1950-51 to 51-52
Reg Sinclair	1952-53
Dutch Reibel	1953-54 to 54-55
Real Chevrefils	1955-56
Lorne Ferguson	1955-56 to 57-58
Jack McIntyre	1957-58 to 58-59
Claude Laforge	1958-59
Gerry Melnyk	1959-60 to 60-61
Ed Litzenberger	1961-62
Len Lunde	1961-62
Bill McNeill	1962-63
Larry Jeffrey	1962-63 to 64-65
Butch Paul	1964-65
Billy Harris	1965-66
Parker MacDonald	1965-66 to 66-67
Murray Hall	1966-67
Doug Roberts	1966-67 to 67-68
Real Lemieux	1966-67
Craig Cameron	1966-67
Gary Marsh	1967-68
Nick Libett	1967-68 to 78-79
Dennis Sobchuk	1979-80
Alex Pirus	1979-80
Mike Blaisdell	1980-81
Mal Davis	1980-81
Don Murdoch	1981-82
Stan Weir	1982-83
Lane Lambert	1983-84 to 85-86
Doug Shedden	1985-86 to 86-87
Brent Ashton	1986-87 to 87-88
Miroslav Frycer	1988-89
Randy McKay	1988-89
Torrie Robertson	1988-89 to 89-90
Brent Fedyk	1990-91 to 91-92
Jim Hiller	1992-93
Andrew McKim	1995
Aaron Ward	1996-97
Brendan Shanahan	1996-97 to 2005-06
Derek Meech	2007-08 to 2009-10
GUSTAV NYQUIST	2011-12 TO PRESENT

NO. 15

Jack Arbour	1926-27
Frank Sheppard	1927-28
Pete Bellefeuille	1929-30
Roland Matte	1929-30
Jim Creighton	1930-31 to 31-32
John Newman	1930-31
Hec Kilrea	1931-32
Gus Marken	1932-33
Ron Moffatt	1932-33

Gord Pettinger	1933-34
Gene Carrigan	1933-34
George Patterson	1934-35
Lloyd Gross	1934-35
Wilf Starr	1934-35
Pete Kelly	1935-36 to 36-37
John Sherf	1937-38 to 38-39
Clarence Drouillard	1937-38
Carl Liscombe	1937-38
Ron Hudson	1937-38
Don Deacon	1938-39
Dave Trotter	1938-39
Phil Bestler	1938-39
Eddie Bush	1938-39
Buck Jones	1938-39
Jack Keating	1939-40
Connie Brown	1939-40, 41-42
Archie Wilder	1940-41
Ed Bruneteau	1940-41, 44-45 to 47-48
Ken Kilrea	1941-42, 42-43
Bill Quackenbush	1942-43
Cully Simon	1942-43
Frank Bennett	1943-44
Dalton Smith	1943-44
Billy Reay	1943-44
Lude Check	1943-44
Larry Thibeault	1944-45
Enio Scisizzi	1947-48
Fern Gauthier	1948-49
Nelson Podolsky	1948-49
Marty Pavelich	1949-50 to 50-51
Larry Wilson	1951-52
Alex Delvecchio	1951-52 to 54-55
Lorne Davis	1954-55
Larry Hillman	1954-55 to 55-56
Billy Dea	1956-57 to 57-58
Metro Prystai	1957-58
Dennis Olson	1957-58
Don Poile	1957-58
Billy McNeill	1958-59 to 59-60
Jack McIntyre	1959-60
Howie Glover	1960-61 to 61-62
Charlie Holmes	1961-62
Wayne Rivers	1961-62
Pit Martin	1961-62
Allan Johnson	1962-63
Andre Pronovost	1962-63 to 63-64
Ted Lindsay	1964-65
Irv Spencer	1965-66
Gary Jarrett	1966-67
Ray Cullen	1966-67
Bart Crashley	1967-68
Galen Head	1967-68
Ron Anderson	1968-69
Fred Speck	1968-69
Sandy Snow	1968-69
Hank Monteith	1968-69 to 69-70
Al Karlander	1969-70 to 72-73
Rene Leclerc	1970-71
Robbie Ftorek	1973-74
Bill Hogaboam	1973-74 to 75-76
Brian Watts	1975-76
Fred Williams	1976-77
Paul Woods	1977-78 to 83-84
Claude Loiselle	1984-85

DETROIT RED WINGS ALL-TIME NUMBERS



Floyd Smith	1962-63 to 67-68
Ted Hampson	1964-65
Wayne Connelly	1968-69 to 70-71
Tim Ecclestone	1970-71 to 73-74
Pierre Jarry	1973-74 to 74-75
Brian Murphy	1974-75
Ken Mann	1975-76
Bobby Sheehan	1976-77
Steve Coates	1976-77
Al McDonough	1977-78
Dave Hanson	1978-79
Rob Plumb	1978-79
Mike Foligno	1979-80 to 81-82
Jody Gage	1981-82
Mark Lofthouse	1982-83
Bob Crawford	1982-83
Brad Smith	1982-83
Ed Johnstone	1983-84
Gerald Gallant	1984-85 to 92-93
Doug Brown	1995 to 2000-01
Brett Hull	2001-2002 to 2003-04
Brad Norton	2006-07
Kyle Calder	2006-07
Dallas Drake	2007-08
Patrick Eaves	2009-10 to 2013-14
David Legwand	2013-14

NO. 18

Bob Davis	1932-33
Ron Moffatt	1933-34
Rollie Roulston	1935-36
John Sherf	1936-37
Charlie Mason	1938-39
Jack Stewart	1938-39
Connie Brown	1938-39, 40-41
Pete Kelly	1938-39
Don Grosso	1939-40
Hec Kilrea	1939-40
Dutch Hiller	1941-42
Pat McReavy	1941-42
Doug McCaig	1941-42
Cully Simon	1942-43
John Holota	1942-43, 45-46
Les Douglas	1942-43
Jud McAtee	1942-43
Bernie Ruelle	1943-44
Ed Bruneteau	1943-44 to 44-45
Hy Bulter	1943-44
Gerry Brown	1945-46
Rollie Rossignol	1945-46
Jim Conacher	1945-46 to 48-49
Doug Baldwin	1946-47
Gerry Couture	1948-49 to 50-51
Marcel Pronovost	1951-52
Larry Ziedel	1952-53
Bill Folk	1952-53
Jim Hay	1952-53, 54-55
Al Arbour	1953-54
Ed Zeniuk	1954-55
Keith Allen	1954-55
Bucky Hotellingworth	1955-56 to 56-57
Dale Anderson	1956-57
Gord Strate	1957-58
Pete Goegon	1957-58, 62-63 to 64-65
Gus Mortson	1958-59

Jim Morrison	1959-60
Lloyd Haddon	1959-60
Gerry Odrowski	1960-61 to 61-62
Ron Harris	1962-63
Dave Lucas	1962-63
Ian Cushman	1963-64
John Miszuk	1963-64
Gary Bergman	1964-65
Bryan Watson	1965-66 to 66-67
Ted Taylor	1966-67
Warren Godfrey	1966-67
Jim Watson	1967-68
Dan Lawson	1968-69
Ed Hatoum	1968-69
Matt Ravlich	1969-70
Dale Rolfe	1969-70
Gerry Hart	1970-71 to 71-72
Bill Sutherland	1971-72
Rick McCann	1971-72
Len Fontaine	1972-73
Blair Stewart	1973-74
Brian Lavender	1973-74
Bryan Watson	1973-74 to 76-77
Kevin Schamehorn	1976-77
Rob Plumb	1977-78
Fern Leblanc	1978-79
J.P. Leblanc	1978-79
Mal Davis	1978-79
George Lyle	1979-80 to 81-82
Danny Gare	1981-82 to 85-86
Basil McRae	1986-87
Mark Kumpel	1986-87 to 87-88
Kris King	1988-89
Kevin McClelland	1989-90 to 90-91
Alan Kerr	1991-92
John Ogrodnick	1992-93
Chris Tancill	1992-93
Mark Pederson	1993-94
Mike Krushelnyski	1995
Kirk Maltby	1995-96 to 2009-10
Ian White	2011-12 to 2012-13
JOAKIM ANDERSSON	2013-14 TO PRESENT

NO. 19

Jack Stewart	1938-39
Sid Abel	1938-39
Gus Giesebrecht	1938-39
Ron Hudson	1939-40
Art Herchenratter	1940-41
Hal Jackson	1940-41
Harry Watson	1945-46
Cliff Simpson	1946-47
Les Douglas	1946-47
Tony Licari	1946-47
Hugh Millar	1946-47
Max McNab	1947-48
Marty Pavelich	1947-48 to 48-49
Steve Black	1949-50 to 50-51
Vic Stasiuk	1950-51, 52-53 to 54-55
Larry Ziedel	1951-52 to 52-53
Bill Folk	1951-52
Larry Jankowski	1952-53
Steve Hrvnack	1952-53
Keith Allen	1953-54
Don Poile	1954-55

DETROIT RED WINGS ALL-TIME NUMBERS



Jerry Toppazini	1955-56	Howie Young	1961-62
Murray Costello	1955-56 to 56-57	Parker MacDonald	1961-62 to 64-65
Billy McNeill	1956-57, 63-64	Don McKenney	1965-66
Tom McCarthy	1957-58 to 58-59	Murray Hall	1965-66
Brian Smith	1957-58	Dean Prentice	1965-66 to 68-69
Dave Amadio	1957-58	Ed Hatoum	1969-70
Bucky Hollingworth	1957-58	Jim Niekamp	1970-71
Gerry Ehman	1958-59	Mickey Redmond	1970-71 to 75-76
Gord Strate	1958-59	Dwight Schofield	1976-77
Lou Marcon	1958-59 to 59-60	Don Martineau	1976-77
Pete Goegon	1959-60	Vaclav Nedomansky	1977-78 to 81-82
Parker MacDonald	1960-61	Dwight Foster	1982-83 to 85-86
Marc Roileau	1961-62	Tim Higgins	1986-87 to 88-89
Bob Dillabough	1961-62	Greg C. Adams	1989-90
Val Fonteyne	1962-63	Marc Potvin	1990-91
Wayne Muloin	1963-64	Brad Marsh	1990-91 to 91-92
John MacMillan	1963-64	Martin Lapointe	1992-93 to 2000-01
Paul Henderson	1963-64 to 67-68	Luc Robitaille	2001-2002 to 2002-03
Pete Stenkowski	1968-69 to 70-71	Mark Mowers	2003-04
Hank Monteith	1970-71	Robert Lang	2003-04 to 2006-07
Doug Volmar	1970-71	Aaron Downey	2007-08 to 2008-09
Jim Krulicki	1970-71	Brad May	2009-10
Bob Wall	1971-72	DREW MILLER	2009-10 TO PRESENT
Gary Doak	1972-73		
Rick Foley	1973-74		
Ted Harris	1973-74		
Jean Hamel	1973-74		
Mike Korney	1974-75 to 75-76		
Barry Satovaara	1974-75		
Mike Wong	1975-76		
Rick Wilson	1976-77		
John Hilworth	1977-78		
Dennis Hull	1977-78		
Roland Cloutier	1978-79		
Dan Bolduc	1978-79 to 79-80		
Mal Davis	1980-81		
Gary MacAdam	1980-81		
Eric Vail	1981-82		
Ivan Boldirev	1982-83		
Randy Ladouceur	1982-83		
Steve Yzerman	1983-84 to 2005-06		
	(retired Jan. 2, 2007)		
NO. 20			
Sid Abel	1938-39	Pete Kelly	1938-39
Jack Keating	1938-39	Ken Kilrea	1938-39, 40-41
Bob Whitelaw	1940-41	Carl Smith	1943-44
Rudy Zunich	1943-44	Doug McCaig	1945-46
Tony Bukovich	1944-45	Rotlie McLenahan	1945-46
Gerry Couture	1945-46	Thain Simon	1946-47
John Mowers	1946-47	Al Dewsberry	1946-47
Red Kelly	1947-48 to 48-49	Enio Scisizzi	1947-48
Enio Scisizzi	1948-49 to 49-50	Rod Morrison	1947-48
Larry Wilson	1949-50	Lee Fogolin	1948-49
Glen Skov	1949-50	Marcel Pronovost	1950-51
Gord Haidy	1949-50	Guyle Fielder	1952-53
Leo Gravelle	1950-51	Bill Dineen	1953-54
Max McNab	1950-51	Earl Johnson	1953-54
Jim Hay	1953-54	Gilles Dube	1953-54
Jim Peeters	1953-54	Norm Corcoran	1955-56
Marcel Bonin	1954-55	Ed Stankiewicz	1955-56
John Bucyk	1955-56 to 56-57	Cummy Burton	1955-56
Don Poile	1957-58	Gerry Melnyk	1955-56
Bob Bailey	1957-58	Gord Strate	1956-57
Len Lunde	1958-59 to 61-62	Tom McCarthy	1956-57
Bob Solinger	1959-60	Bob Bailey	1956-57
		Bucky Hollingworth	1957-58
		Jack Hendrickson	1957-58
		Billy McNeill	1957-58
		Charlie Burns	1958-59
		John McKenzie	1959-60 to 60-61
		Lou Marcon	1960-61, 62-63
		Larry Jeffrey	1961-62 to 62-63
		Eddie Joyal	1962-63 to 64-65
		Ted Hampson	1963-64
		Val Fonteyne	1964-65
		Andre Pronovost	1964-65
		Claude Laforge	1964-65
		Jim Peters Jr.	1964-65
		Andy Bathgate	1965-66 to 66-67
		Warren Godfrey	1967-68
		John Brennaben	1967-68
		Irv Spencer	1967-68
		Pete Mahovich	1967-68

NO. 21

DETROIT RED WINGS ALL-TIME NUMBERS



Jim Watson	1968-69
Gerry Hart	1968-69
Mike McMahon	1969-70
Billy Dea	1969-70 to 70-71
Mike Robitaille	1970-71
Serge Lajeunesse	1971-72
Ron Stackhouse	1971-72 to 73-74
Jack Lynch	1973-74
Danny Grant	1974-75 to 77-78
Roland Cloutier	1977-78
J.P. LeBlanc	1977-78
Dan Labraaten	1978-79 to 80-81
Earl Ingarfield	1980-81
Mike Blaisdell	1981-82 to 82-83
Claude Loiselle	1983-84, 85-86
Brad Smith	1983-84
Jody Gage	1983-84
Frank Cernik	1984-85
Adam Dates	1986-87 to 88-89
Borje Salming	1989-90
Paul Ysebaert	1990-91 to 92-93
Bob Halkidis	1993-94 to 1995
Mark Ferner	1995
Bob Errey	1995-96 to 96-97
Darryl Laplante	1997-98 to 1999-2000
Boyd Devereaux	2000-01 to 2003-04
Ville Leino	2008-09 to 2009-10
TOMAS TATAR	2010-11 TO PRESENT

NO. 22

Don Deacon	1938-39
Hy Buller	1944-45
Les Douglas	1945-46
Doug McCaig	1946-47
Ed Bruneteau	1947-48
Fred Glover	1948-49
Al Dewsbury	1949-50
Marcel Pronovost	1949-50
Clare Raglan	1950-51
Ben Woit	1950-51
Vic Stasiuk	1951-52
Glenn Hall	1952-53
Len Haley	1959-60 to 60-61
Stu McNeill	1959-60
Paul Henderson	1962-63
Gerry Odrowski	1962-63
Bob Dillabough	1962-63
Roger Crozier	1963-64
Harrison Gray	1963-64
Pat Rupp	1963-64
Bob Champoux	1963-64
Carl Wetzel	1964-65
Butch Paul	1964-65
Pete Goegan	1964-65
Ab McDonald	1965-66 to 66-67
Howie Young	1966-67
Dan Lawson	1967-68
Nick Libett	1967-68
Ron Anderson	1967-68
Bob Falkenberg	1970-71
Rick McCann	1970-71
Bill Collins	1970-71 to 73-74
Blair Stewart	1973-74
Nelson Pyatt	1974-75
Dennis Polonich	1974-75

Larry Giroux	1974-75
Mike Wong	1975-76
Dennis Hextall	1975-76 to 78-79
Bill Hogaboam	1978-79 to 79-80
Glen Hicks	1980-81
Greg Joly	1981-82 to 82-83
Murray Craven	1982-83
Brad Park	1983-84 to 84-85
Doug Houda	1985-86
Glenn Merkosky	1985-86
Dave Barr	1986-87 to 90-91
Martin Lapointe	1991-92
Dino Ciccarelli	1992-93 to 95-96
Mike Knuble	1996-97 to 1997-98
Phillipe Audet	1998-99
Yuri Butsayev	1999-2000 to 2000-01
Anders Myrvold	2003-04
Brett Lebda	2005-06 to 2009-10
Mike Comodore	2011-12
Jordin Tootoo	2012-13 to 2013-14

NO. 23

Enio Schlisizzi	1946-47
Ed Nicholson	1947-48
John Wilson	1949-50 to 50-51
Marcel Pronovost	1950-51
Warren Godfrey	1964-65
Bob Wall	1964-65
Gary Bergman	1965-66
Pete Goegan	1966-67
Dave Rochefort	1966-67
Pete Stenkowski	1967-68
Doug Volmar	1969-70
Jim Shires	1970-71
Guy Charron	1970-71
Robbie Florek	1972-73
Rick Newell	1972-73
Bill Hogaboam	1972-73
Dan Gruen	1972-73
Tord Lundstrom	1973-74
Nelson Pyatt	1973-74
Nelson DeBenedet	1973-74
Bill Lochead	1974-75 to 78-79
Roland Cloutier	1978-79
Glen Hicks	1979-80
Mark Kirton	1980-81
Mark Osborne	1981-82 to 82-83
Bob Manno	1983-84 to 84-85
Rick MacLeish	1983-84
Basil McRae	1985-86
Rick Zombo	1985-86
Lee Norwood	1986-87 to 90-91
Kevin Miller	1990-91 to 91-92
Mike Sillinger	1992-93
Greg Johnson	1993-94 to 96-97
Mike Ramsey	1996-97
Stacy Roest	1999-2000; 2002-03
Todd Gill	1999-2000 to 2000-01
Mathieu Schneider	2002-03 to 2006-07
Brad Stuart	2007-08 to 2011-12
BRIAN LASHOFF	2012-13 TO PRESENT

NO. 24

Calum MacKay	1948-49
Gerry Reid	1948-49

DETROIT RED WINGS ALL-TIME NUMBERS



Al Dewsbury	1949-50
Fred Glover	1950-51
Bob Dillabough	1964-65
Bart Crashley	1966-66 to 66-67
Gary Doak	1965-66
Pete Mahovlich	1965-66
Jim Watson	1965-66
Leo Boivin	1965-66
Bob McCord	1966-67
Randy Manery	1970-71
Brian Conacher	1971-72
Ken Murray	1972-73
Brent Hughes	1973-74
Rick McCann	1974-75
Tom Mellor	1974-75
Rene Drotet	1974-75
Frank Bathe	1974-75 to 75-76
Jim Nahrgang	1975-76
Greg Joly	1976-77 to 80-81
Derek Smith	1981-82 to 82-83
Brian Johnson	1983-84
Murray Craven	1983-84
Larry Trader	1984-85
Pierre Aubry	1984-85
Bob Probert	1985-86 to 93-94
Chris Chelios	1998-99 to 2008-09
Brad May	2009-10
Ruslan Salei	2010-11
Damien Brunner	2012-13

NO. 25

Don Grosso	1938-39
Fern Gauthier	1946-47
Cliff Simpson	1946-47
Tom Gratton	1947-48
Leo Fogolin	1947-48
Ed Stankiewicz	1953-54
Hank Bassen	1963-64
Murray Hall	1964-65 to 65-66
Warren Godfrey	1965-66
Jim Peters	1965-66
Doug Roberts	1965-66
Bob McCord	1965-66
George Gardner	1965-66
Serje Lajeunesse	1972-73
Tom Mellor	1973-74
Rick Newell	1973-74
Blair Stewart	1974-75
Mike Bloom	1974-75 to 76-77
Dave Kelly	1976-77
Larry Wright	1977-78
Bjorn Skaare	1978-79
Greg Carroll	1979-80
Kevin Schamehorn	1979-80
John Ogradnick	1979-80 to 86-87, 92-93
Dave Lewis	1986-87 to 87-88
Jim Pavese	1987-88 to 88-89
Randy McKay	1988-89
Mark Habscheid	1989-90 to 90-91
Troy Crowder	1991-92
Darren McCarty	1993-94 to 2003-04; 2007-08 to 2008-09
Cory Emmerton	2012-13 to 2013-14

NO. 26

Nelson Pyatt	1973-74
--------------	---------

Doug Roberts	1973-74 to 74-75
Al Cameron	1975-76 to 78-79
Steve Short	1978-79
Jim Korn	1979-80 to 81-82
Larry Trader	1982-83
Ken Solheim	1982-83
Barry Melrose	1983-84
Ray Sheppard	1991-92 to 95
Wes Walz	1995-96
Anders Eriksson	1996-97
Joe Kocur	1984-85 to 90-91, 96-97 to 1999-2000
Jiri Hudler	2003-04 to 2008-09; 2010-11 to 2011-12
TOMAS JURCO	2013-14 to PRESENT

NO. 27

Max McNab	1947-48
Doug McKay	1949-50
Frank Mahovlich	1967-68 to 70-71
Doug Volmar	1971-72
Denis DeJordy	1973-74
Jim Rutherford	1973-74
Brian McCutcheon	1974-75
Phil Roberto	1974-75 to 75-76
Buster Harvey	1975-76 to 76-77
Bob Ritchie	1976-77 to 77-78
Brent Peterson	1978-79 to 80-81
Brad Smith	1980-81 to 81-82, 83-84
Reg Leach	1982-83
Pierre Aubry	1983-84
Darryl Sittler	1984-85
Harold Snepsts	1985-86 to 87-88
Doug Houda	1988-89 to 90-91
Brian MacLellan	1991-92
Jim Cummins	1992-93
Micah Aivazoff	1993-94
Jason York	1995
Mark Ferner	1995
Marc Bergevin	1995-96
Aaron Ward	1996-97 to 2000-01
Fredrik Olausson	2001-2002
Patrick Boileau	2002-03
Darryl Bootland	2003-04 to 2006-07
KYLE QUINCEY	2011-12 to PRESENT

NO. 28

Barry Salovaara	1975-76
Reed Larson	1976-77 to 85-86
Dale Krentz	1986-87; 1988-89
Brent Fedyk	1987-88
Bob Wilkie	1990-91
Sheldon Kennedy	1991-92
Dallas Drake	1992-93 to 93-94
Tomas Sandstrom	1996-97
Yan Golubovskiy	1997-98 to 1998-99
Steve Duchesne	1999-2000 to 2001-02
Kevin Miller	2003-04
Tomas Kopecky	2005-06 to 06-07
Brian Rafalski	2007-08 to 2010-11
Carlo Colaiacovo	2012-13

NO. 29

Terry Sawchuk	1968-69
Don Martineau	1975-76
Brian McCutcheon	1975-76 to 76-77
Fred Berry	1976-77

DETROIT RED WINGS ALL-TIME NUMBERS



Tim Sheehy	1977-78
John Hilworth	1978-79 to 79-80
Joe Paterson	1980-81 to 81-82
Greg Stefan	1981-82
Ted Nolan	1981-82
Jim Rutherford	1983-84 to 86-87
Randy Ladouceur	1983-84 to 86-87
Gilbert Delorme	1986-87 to 88-89
Chris Kotsopoulos	1989-90
Randy McKay	1989-90 to 90-91
Doug Crossman	1991-92
Dennis Vial	1992-93
Aaron Ward	1993-94
Sergei Bautin	1993-94
Mike Vernon	1994-95 to 96-97
Todd Gill	1999-2000
Jason Williams	2000-01 to 2006-07; 2009-10
Ty Conklin	2008-09; 2011-12
LANDON FERRARO	2013-14 TO PRESENT

NO. 30

Hank Bassen	1965-66 to 66-67
George Gardner	1966-67 to 67-68
Roger Crozier	1967-68
Roy Edwards	1968-69 to 70-71
Jim Rutherford	1970-71
Gerry Gray	1970-71
Don McLeod	1970-71
Al Smith	1971-72
Denis DeJordy	1972-73
Doug Grant	1973-74
Bill McKenzie	1974-75
Terry Richardson	1974-75, 76-77
Pete McDuffe	1975-76
Ron Low	1977-78
Rogie Vachon	1978-79 to 79-80
Gilles Gilbert	1980-81
Corrado Micalaf	1981-82
Greg Stefan	1982-83 to 89-90
Chris Osgood	1993-94 to 2000-01, 2005-06 to 2011-12

NO. 31

Andy Brown	1971-72 to 72-73
Doug Grant	1974-75 to 75-76
Ed Giacomin	1975-76 to 77-78
Larry Lozinski	1980-81
Claude Legris	1980-81 to 81-82
Al Jensen	1980-81
Bob Sauve	1981-82
Corrado Micalaf	1982-83
Chris Pusey	1985-86
Mark Laforest	1985-86 to 86-87
Darren Eliot	1987-88
Tim Cheveldae	1988-89
Alain Chevrier	1990-91
Scott King	1991-92
Peter Ing	1993-94
Kevin Hodson	1995-96 to 98-99
Ken Wreggett	1999-2000
Curtis Joseph	2002-03 to 2003-04
Joey MacDonald	2006-07 to 2011-12

NO. 32

Bruce Eakin	1985-86
Jeff Sharples	1986-87

Sam St. Laurent	1987-88
Tim Cheveldae	1989-90 to 93-94
Stu Grimson	1995 to 1996-97
Maxim Kuznetsov	2000-01 to 2001-02
Steve Thomas	2003-04
Tomas Kopecky	2005-06
Kris Newbury	2009-10

NO. 33

Bob Manno	1983-84 to 84-85
Brent Ashton	1986-87
Doug Houda	1987-88
John Blum	1988-89
Yves Racine	1989-90 to 92-93
Kris Draper	1993-94 to 2010-11

NO. 34

Andre St. Laurent	1983-84
Ed Johnstone	1985-86
Sam St. Laurent	1986-87
Jeff Sharples	1987-88 to 88-89
Daniel Shank	1989-90 to 90-91
Greg Millen	1991-92
Steve Maltais	1993-94
Anders Eriksson	1995-96
Norm Maracle	1997-98
Jamie Macoun	1997-98 to 1998-99
Manny Legace	1999-2000 to 2005-06
PETR MRAZEK	2012-13 TO PRESENT

NO. 35

Ken Holland	1983-84
Warren Young	1985-86
Gilbert Delorme	1986-87
Miroslav Ihnacak	1988-89
Sam St. Laurent	1988-89 to 89-90
Dave Gagnon	1990-91
Allan Bester	1990-91 to 91-92
Bob Essensa	1993-94
Marc Lamothe	2003-04
JIMMY HOWARD	2005-06 TO PRESENT

NO. 36

Steve Martinson	1987-88
Per Djoos	1990-91
Dennis Vial	1990-91 to 91-92
B. J. Young	1999-2000
Derek Meech	2006-07
Garrett Stafford	2007-08

NO. 37

Kris King	1987-88
John Mokolak	1989-90
Chris Luongo	1990-91
Vincent Riendeau	1991-92 to 93-94
Tim Taylor	1995 to 1996-97
Kevin Hodson	1998-99
Marc Rodgers	1999-2000
Mikael Samuelsson	2005-06 to 2008-09, 2012-13 to 2013-14
Doug Janik	2009-10 to 2011-12

NO. 38

Murray Eaves	1987-88
Jeff Brubaker	1988-89
Scott King	1990-91

DETROIT RED WINGS ALL-TIME NUMBERS



Jason York	1992-93
Bobby Dollas	1992-93
Jason York	1993-94
Tim Taylor	1993-94
Norm Maracle	1998-99
Nathan Robinson	2003-04

NO. 39

Dale Krentz	1987-88
Brent Fedyk	1988-89
Doug Crossman	1990-91
Aaron Ward	1996-97
Stacy Roest	1999-2000
Johan Franzen	2005-06
Dominik Hasek	2001-2002; 2003-04; 2006-07 to 2007-08
Jan Mursak	2010-11 to 2012-13

NO. 40

Rogie Vachon	1978-79
Gord Kruppke	1990-91
Jason York	1995
Mark Major	1996-97
Bill Ranford	1998-99
HENRIK ZETTERBERG	2002-03 TO PRESENT

NO. 41

Ed Mio	1983-84 to 85-86
Brent Gilchrist	1997-98 to 2001-02
Ray Whitney	2003-04
Valtteri Filppula	2005-06
Chris Conner	2011-12
LUKE GLENDENING	2013-14 TO PRESENT

NO. 42

Bernie Federko	1989-90
Sean Avery	2001-2002
Don MacLean	2005-06
Mattias Ritola	2007-08 to 2009-10

NO. 43

Murray Eaves	1989-90
Bill McDougall	1990-91
Matt Hussey	2006-07
DARREN HELM	2007-08 TO PRESENT

NO. 44

Glenn Merkosky	1989-90
Gord Kruppke	1993-94
Viacheslav Fetisov	1995
Anders Eriksson	1997-98 to 1998-99
Yan Golubovskiy	1999-2000
Mark Mowers	2003-04 to 2005-06
Todd Bertuzzi	2006-07; 2009-10 to 2013-14
Mark Hartigan	2007-08
Aaron Downey	2008-09

NO. 45

Kyle Quincey	2005-06
--------------	---------

NO. 46

Marc Potvin	1990-91 to 91-92
Jakub Kindl	2009-10

NO. 47

Jim Cummins	1991-92
-------------	---------

ALEXEY MARCHENKO	2013-14 TO PRESENT
-------------------------	---------------------------

NO. 48

Gary Shuchuk	1990-91
Chris Tancill	1991-92
Cory Emmerton	2010-11 to 2011-12
RYAN SPROUL	2013-14 TO PRESENT

NO. 50

JONAS GUSTAVSSON	2012-13 TO PRESENT
-------------------------	---------------------------

NO. 51

Dmitri Mironov	1997-98
Valtteri Filppula	2006-07 to 2012-13

NO. 52

Dave Lewis	1986-87
Ryan Barnes	2003-04
JONATHAN ERICSSON	2007-08 TO PRESENT

NO. 53

Adam Almquist	2013-14
---------------	---------

NO. 55

Dave "Tiger" Williams	1984-85
Keith Primeau	1990-91 to 95-96
Larry Murphy	1996-97 to 2000-01
Dmitri Bykov	2002-03
NIKLAS KRONWALL	2003-04 TO PRESENT

NO. 56

TEEMU PULKKINEN	2013-14 TO PRESENT
------------------------	---------------------------

NO. 57

MITCH CALLAHAN	2013-14 TO PRESENT
-----------------------	---------------------------

NO. 61

XAVIER OUELLET	2013-14 TO PRESENT
-----------------------	---------------------------

NO. 63

Joakim Andersson	2011-12 to 2012-13
------------------	--------------------

NO. 65

DANNY DEKEYSER	2012-13 TO PRESENT
-----------------------	---------------------------

NO. 71

Wendel Clark	1998-99
Jiri Slegr	2001-02
DAN CLEARY	2013-14 TO PRESENT

NO. 72

Brad Smith	1984-85
------------	---------

NO. 76

Fabian Brunnstrom	2011-12
-------------------	---------

NO. 77

Paul Coffey	1992-93 to 95-96
-------------	------------------

NO. 81

Marian Hossa	2008-09
--------------	---------

NO. 82

Tomas Kopecky	2007-08 to 2008-09
---------------	--------------------

NO. 85

Petr Klima	1985-86 to 89-90; 1998-99
------------	---------------------------

NO. 90

Mike Modano	2010-11
STEPHEN WEISS	2013-14 TO PRESENT

NO. 91

Sergei Fedorov	1990-91 to 2002-03
----------------	--------------------

NO. 93

JOHAN FRANZEN	2006-07 TO PRESENT
----------------------	---------------------------

NO. 95

Danny Markov	2006-07
--------------	---------

NO. 96

Tomas Holmstrom	1997-98 TO 2011-12
-----------------	--------------------

PUBLIC RELATIONS DEPARTMENT

Todd Beam Director of Public Relations
Christy Hammond Community Relations Manager
Kyle Kujawa Public Relations Coordinator
Alex DiFilippo Communications Coordinator

Phone: (313) 471-7531 — Fax (313) 567-0296
Media Hotline: (313) 471-7599
Community Relations Hotline: (313) 471-7524
Website: www.DetroitRedWings.com
Twitter: @detroitredwings

DETROIT RED WINGS PR DIGITAL PRESSBOX AND TWITTER ACCOUNT

The Detroit Red Wings' public relations department has expanded its media resources to include a digital pressbox within DetroitRedWings.com and a PR Twitter account (@DRWPR).

The digital pressbox can be accessed at www.DetroitRedWings.com/media. The online media hub will centralize all information relating to the team, including team and NHL media publications, player headshots and action shots, and visiting media information, and will be updated daily with press clippings, stat packets, press releases, game notes and practice schedules. Media may also apply for single-game credentials through the digital pressbox.

The department Twitter account (@DRWPR), will be used to provide media instant information about the team through press release links, practice schedule updates and other relevant media information. The account will also provide in-game updates about the Red Wings to note any milestones or statistical accomplishments.

Only previously-approved media members will be able to access these resources. Please contact a member of the public relations staff to register for the digital pressbox. Media may also continue to apply for credentials through the media hotline at (313) 471-7599.

CREDENTIALS: Access to Detroit Red Wings' home games and practices is available to accredited media specifically assigned to cover each event. Season credentials are granted to media covering ALL Red Wing home games.

Single-game credentials must be requested in writing, on letterhead, at least 24 hours in advance of each contest. **Only previously approved media** without season credentials should call the Media

Hotline (313) 396-7599 at least 24 hours in advance and leave a message requesting a single-game credential as well as seating and/or photographer positions if necessary.

Single-game credentials may be picked up at the Security Desk inside the West Gate of Joe Louis Arena beginning two hours prior to game time.

SEATING: Credentials permit access to the press room and to both team's post-game locker rooms. Every effort will be

made to accommodate all media with seating in the press box. However, due to space limitations, seating in the press room may be required. The Joe Louis Arena press room is located street level of the building near the East Gate and is available for all Red Wings home games.

All media attending games are asked to phone the Media Hotline (313) 396-7599 at least 24 hours in advance to request press box seating.

PRACTICE SCHEDULES: The Media Hotline will be updated daily with upcoming practice times and event information. When available the visiting team's practice times in Detroit will be included in the message as well.

PHOTOGRAPHERS: Photo credentials will be issued on a single-game basis. Only those photographers on assignment from approved media outlets will be permitted access to games and practices. **Photo Editors** must call the Media Hotline prior to 2:00 pm on game days with the names of photographers who will be shooting the game.

Credentialed Photo runners are not permitted to stand on or near any shooting positions on the arena concourse or inside the bowl at any time during the game. Failure to comply with this policy will result in immediate removal from Joe Louis Arena along with confiscation of that individual's game credential.

FREELANCE PHOTOGRAPHERS WILL NOT BE ISSUED CREDENTIALS.

Photographers must shoot from designated photo areas only. Photo positions are assigned by the Red Wings' PR office and posted in the press room approximately two hours prior to game time. Photographers requesting specific shooting locations must phone the Media Hotline (313) 396-7599 no later than 2 p. m. for evening games and 10 a. m. for matinees.

Photographers desiring to rent or use their own strobes must contact the Detroit

Red Wings Public Relations Department at least 48 hours in advance of each contest.

TELEVISION COVERAGE: All local television stations are prohibited from shooting and distributing footage inside the Joe Louis Arena bowl beginning 30 minutes prior to each contest and until all broadcast television rightsholders have signed off the air. Footage from the arena property and outer mezzanine area is permitted as long as the ice surface does not appear in any way in the shot.

Television cameras in the bowl are limited to natural arena light whenever players are on the ice surface.

All local television stations desiring to shoot inside Joe Louis Arena must request to do so in advance through the Detroit Red Wings Public Relations Department.

RADIO COVERAGE: All non-rightsholder radio stations are not permitted to broadcast live from inside Joe Louis Arena beginning 30 minutes prior to each contest and until all rightsholders have signed off the air.

PRESS ROOM: A press room for pre-game meals and working is available between the East Gate and the locker rooms. A pre-game meal will be served 90 minutes prior to each contest. There is a minimal charge for the media. A work area with electrical outlets, credit card pay phones and televisions is available in the press room.

PARKING: Limited parking for credentialed media by pass list is available at no charge in the media section of the city-owned Joe Louis Arena Garage. Please include your parking requests when making credential requests to the Red Wings Public Relations Department.

Media parking is extremely limited and **NOT GUARANTEED.**

TICKETS: A limited number of single-game tickets to Red Wings home games are available for purchase by members of the media only. Please contact Senior Director of Communications John Hahn for ticket requests well in advance of the desired game.

2014-15 DETROIT SPORTS BROADCASTERS ASSOCIATION ACTIVE MEMBERS

FOX Sports Detroit	Rod Allen, George Blaha, Ken Daniels, Jason Dizik, Mario Impemba, Trevor Thompson
FOX Sports 1	Jon Paul Morosi
WDIV-TV	Bernie Smilovitz, Jamie Edmons, Rob Parker
WJBK-TV	Dan Miller, Bob Wojnowski
WXYZ-TV	Tom Leyden, Brad Galli, Ed Fernandez
DetroitCity TV	Tommy Morris
WXMI-TV	Paul Cicchini
WNWO-TV	Chase Numbers
Comcast	Vicki Foley, John Thiede
Big Ten Network	Josh Hakala
Fox Soccer	Josh Hakala
Farmington TV-10	Don Carter, Rich Kincaide
Omni TV	Dan York
LCPS-TV	Steve Miller
WXYT-AM/FM & WWJ-AM	Jim Brandstatter, Dan Dickerson, Terry Foster, Ken Kal, Dan Miller
WJR-AM	Frank Beckmann, George Blaha, Gus Ganakas, Matt Steigenga, Jayson Strayhorn, Will Tieman
WMGC-FM	George Blaha, Mark Champion, Tom Mazawey
WDTK-AM	Ron Cameron
WTKA-AM	Al Fellhauer
WONN-AM	Jim Hendrick
WMIC-AM/FM & WTGV-AM	George Benko, Robert Benko
WPKR-FM	Robert Williams
WSDP-FM	Bill Keith
WPHS-FM	Jeremy Olstyn
Spartan Sports Network	George Blaha, Gus Ganakas, Wendy Hart, Drew Sharp, Matt Steigenga, Jayson Strayhorn, Will Tieman
Michigan Radio Network	Terry Moore
Metro Networks	Terry Moore
Fox Sports Radio	Ron Angel
Independent Radio	Robert Williams
Canadian Press Audio & Clear Channel	Charlie Lemmex
Student Broadcast Foundation	Thom Lengyel, Ken Kolb, Thomas Skinner
WDBC-Dragon Broadcasting	Roger Smith
Adrian Radio	Matthew Sisolser
Bedford Radio	Mickey Kent
Madonna Radio	Jeremy Otto
Brother Rice Radio	Dan McCarville, Grant Froling
De La Salle Radio	Andrew Chmura, Griffin Schroeder
Detnews.com	Bob Wojnowski
Freep.com	Anthony Fenech, Drew Sharp
MLive.com	Josh Hakala, James Schmehl

OTHER MEDIA: Mike Alberts, Bill Axtell, Bryan Bender, Paul Carey, Paul Chapman, John Conroy, Elizabeth Crenshaw, Richard Curbelo, John Cwikla, Zachary Damon, Dennis Davidson, William Davis, Robert Dempster, Robert Dorogi, Anne Doyle, Candy Ebling, Bill Eisner, Rich Elridge, Ben Eriksson, Cameron Evans, John Fountain, Blake Froling, Bill Fundaro, Frank Garza, Dan Grascuck, Steve Hagar, Scott Harrison, Buck Jerzy, Ronnie Kadykowski, Mickey Kent, Dick Kernan, Don Kremer, Ray Lane, Vito LoPiccolo, Mark Lewkowicz, Laura Loviska, Bruce Martyn, Frank Mazzella, Dominic Menzo, Scott Morganroth, Larry Paladino, Melinda Ann Prince, Steve Purdy, Jim Rein, Tom Ryan, Trayan Q. Samuel, Steve Stuckey, Art Vuolo, Alan Watson, Carol Yerby, Jonathon Tinger, Eli Zaret.

OFFICERS:

President:	Vicki Foley
Vice President:	Jim Rein
Secretary:	Sherrie Handrinos
Treasurer:	Bill Wischman
Sergeant-at-Arms:	Bill Harrington
Executive Director:	George Eichorn
Marketing Director:	Bill Harrington

DETROIT RED WINGS IN THE COMMUNITY

The Detroit Red Wings organization is committed to making a difference in the lives of those less fortunate in the Metropolitan Detroit area. Players and staff members embrace the opportunity to be leaders in our community and volunteer tremendous amounts of their time to numerous local charitable groups.

DETROIT RED WINGS FOUNDATION

The Detroit Red Wings Foundation, an affiliate of Ilitch Charities, invests in the future of our community by providing funds and resources to worthy causes that contribute to the growth of the sport of hockey.

Red Wings players and staff participate in several fundraising events throughout the season including the annual Toast of Hockeytown Wine Tasting Gala, MotorCity Casino Hotel's Red Wings Charity Poker Tournament and the Red Wings Foundation 50/50 Raffle Program. Through these initiatives, the Foundation raises over one half million dollars annually for various organizations in our community.



FOUNDATION PROGRAMS

DETROIT RED WINGS SCHOOL ASSEMBLY PROGRAM:

In 2010, the Foundation launched its signature program, the Detroit Red Wings School Assembly Program, a street and floor hockey initiative in which the Wings provide equipment and hands-on instruction to local elementary schools. In partnership with Blue Cross Blue Shield of Michigan and the Kroger Company of Michigan, the Wings visited 115 elementary schools throughout Michigan during the 2012-13 season. The Foundation provided each school with two full sets of floor hockey equipment complete with hockey sticks and nets to encourage students to stay active and healthy through the sport of hockey.

The School Assembly program will visit 115 schools during the 2013-14 season!



TRY HOCKEY FOR FREE:

The Foundation partnered with the Michigan Amateur Hockey Association (MAHA) to fund 30 on-ice hockey clinics. The one day clinics introduce children to the sport of hockey. For most, it was their first on-ice experience. The clinics introduce kids to basic hockey skills such as skating, puck handling and shooting.

FOUNDATION FUNDRAISERS

50/50 RAFFLE

The Red Wings Foundation will once again partner with Little Caesars youth hockey programs and other deserving charitable non-profits to host a 50/50 Raffle at every home game this season. During each raffle, one lucky Red Wings Fan receives 50% of the raffle sales and the remainder is shared between the participating organization and the Detroit Red Wings Foundation.



TOAST OF HOCKEYTOWN

The Foundations' premier fundraising event is the Toast of Hockeytown. The wine tasting benefit takes place on the covered ice surface of Joe Louis Arena and offers fans the chance to mingle with the entire Red Wings team while sampling over 75 wines and enjoying live entertainment, a strolling buffet and the chance to bid on unique live and silent auction items.

DETROIT RED WINGS IN THE COMMUNITY

MOTORCITY CASINO HOTEL DETROIT RED WINGS CHARITY POKER TOURNAMENT

Each year, the Foundation partners with MotorCity Casino Hotel to host a charity poker tournament. By making a \$400 donation to the Detroit Red Wings Foundation, fans are able to reserve a seat with a Red Wings player at their table in the Texas Hold'em style tournament. The evening begins at MotorCity with participants enjoying a strolling dinner reception with Wings players in the ballroom, followed by the tournament held in the poker room. Prizes are awarded to the top 10 finishers, including the Grand Prize trip for two on Red Bird III. Each participant receives a complimentary overnight room the day of the tournament and a gift bag valued at over \$150.

DETROIT RED WINGS COMMUNITY RELATIONS

The Detroit Red Wings Community Relations department coordinates fundraising efforts for local charities by organizing player appearances and full team events, as well as fulfilling over 2,000 donation requests annually for local fundraising events. Since the fall of 2005, the Wings have helped charities raise over \$1.6 million for their respective causes with donated autographed memorabilia. Players and staff members also serve as team spokesmen for local organizations, lending their name, time and money to various causes.

BREAST CANCER AWARENESS NIGHT PRESENTED BY TEAM REHAB

One cause of particular importance to the Red Wings is breast cancer awareness. Since October 2007, the Wings host Breast Cancer Awareness Night each October as part of the NHL's Hockey Fights Cancer month. The initiative raised over \$210,000 in its first seven years. The money raised this season will be donated to Karmanos Cancer Institute to help cover the cost of breast cancer screening and treatment for uninsured and underinsured women in the Metro Detroit area.



MI WINGS COMMUNITY TOUR PRESENTED BY ITC

Each fall, groups of players make stops at various cities throughout the state en route to training camp in Traverse City, MI, as part of the MI Wings Community Tour presented by ITC. Tour stops typically include elementary and middle schools, children's hospitals, military bases or units, and military veteran medical facilities.

In 2014, the entire Red Wings team split up into groups to make seven stops over two days:

Covenant HealthCare in Saginaw: Joakim Andersson, Gustav Nyquist, Luke Glendening, Riley Sheahan and Brendan Smith

C.S. Mott Children's Hospital in Ann Arbor: Pavel Datsyuk, Jonas Gustavsson, Jimmy Howard, Kyle Quincey and Stephen Weiss

Detroit Fire Department: Dan Cleary, Johan Franzen and Henrik Zetterberg

Franklin Elementary School in Cadillac: Joakim Andersson, Gustav Nyquist, Luke Glendening, Riley Sheahan and Brendan Smith

Kids' Food Basket in Grand Rapids: Justin Abdelkader, Danny DeKeyser, Tomas Jurco, Jakub Kindl, Brian Lashoff and Tomas Tatar

Michigan National Guard Joint Forces Headquarters in Lansing: Justin Abdelkader, Danny DeKeyser, Tomas Jurco, Jakub Kindl, Brian Lashoff and Tomas Tatar

Motor City Blight Busters in Detroit: Jonathan Ericsson, Darren Helm, Niklas Kronwall and Drew Miller



TRAINING CAMP GOLF CLASSIC AND DINNER

The team also participates in charitable efforts including the Training Camp Golf Classic and Dinner to benefit the Friends of Centre I.C.E. in Traverse City, Mich., site of the team's annual training camp. The event has raised over \$1 million for charity over a 15-year span.

DETROIT RED WINGS IN THE COMMUNITY

RED WINGS FOR READING

The Red Wings for Reading program was started by forward Justin Abdelkader to encourage elementary students to read outside of the classroom. All kindergarten through fifth grade students attending a Michigan elementary school are encouraged to enter this fun contest by reading three children's books selected by Abdelkader for their age group or by having someone read those three books to them.

Every qualified student who submits an entry form will receive an exclusive Red Wings' reading fan pack and be entered to win a pair of Red Wings tickets to a home game. Students who win the chance to attend a Red Wings game will also receive a goody bag and two meal vouchers good. Abdelkader hosted 45 elementary students, who were Abby's All Stars at the game, during the 2013-14 season.

The school with the most entries between September 2, 2014, and February 1, 2015, will get the unique opportunity for Abdelkader to read to a classroom.



MAKING DREAMS COME TRUE

Every season, the Red Wings host hundreds of special guests at team practices and games. Most often, sick or disadvantaged children and adults are invited to meet their favorite players through the Make-A-Wish Michigan or similar wish-granting organizations.

During the season, the team visits Children's Hospital of Michigan to brighten the spirits of young patients. The entire team makes an annual holiday visit, meeting with hundreds of children and their families for one special day each winter. This tradition has been in place for more than two decades.



MILITARY APPRECIATION NIGHT PRESENTED BY APPLEBEE'S

The Red Wings honor military at a special game each season on Military Appreciation Night. The Wings helped volunteers from Blue Star Mothers of America collected care package items and monetary donations to help ship care packages to Michigan soldiers currently serving overseas. A special merchandise fire sale on the concourse of items signed by former Red Wings players along with a group sales ticket offer brought in more than \$5,600 to benefit the USO. The Wings also hosted 50 military members and their guests at morning skate followed by lunch courtesy of Applebee's in the Comerica Bank Legends Club earlier that day.



DETROIT RED WINGS IN THE COMMUNITY

RED WINGS WISH CLUB

For a small donation to Children's Hospital of Michigan Foundation, fans can have a special birthday or anniversary message displayed on the Joe Louis Arena jumbotron at Wings home games as part of Red Wings Wish Club. The program has raised more than \$330,000 since its inception.

Thanks to the success of this program and the generosity of Red Wings fans, proceeds from this project have been dedicated to select areas within the hospital. A family waiting area in the Pediatric Intensive Care Unit was the first area renovated and named the Hockeytown Kids' Wing – a Red Wings-themed section that features memorabilia, murals and other Wings friendly attractions. The main lobby of the hospital features the Red Wings Play Zone, a hockey rink themed sitting area with a Zamboni, interactive games and features very similar to Joe Louis Arena.

The waiting room of the Hematology/Oncology Clinic further showcases the tremendous partnership between the Red Wings and Children's Hospital. Welcoming patients as they enter the waiting area is an octopus encouraging them to participate in a variety of interactive games and Wings-themed furniture help make children more comfortable as they wait for treatments. The presence in this area marks an emotional tie to many of the special children Detroit Red Wings team members have met over the years.

For more information on the Red Wings Wish Club, or to schedule a wish, call Children's Hospital of Michigan Foundation at (313) 745-5024 or visit <http://www.chmkids.org/giving>.



SMOKE DETECTOR COLLECTION PRESENTED BY COMERICA

The team hosts its annual Smoke Detector Collection presented by Comerica. Fans are asked to bring a new smoke detector with batteries to games in exchange for the chance to win an autographed item from forward Henrik Zetterberg, who serves as the team spokesman for this program and generously matches the amount of detectors donated during the initiative. Working with local fire departments and agencies, the collected detectors are donated to low-income and elderly residents throughout the Metro Detroit area. Henrik Zetterberg, the Red Wings and Comerica were able to distribute more than 3,200 smoke detectors to local fire departments.



DETROIT RED WINGS IN THE COMMUNITY

RED WINGS FOR RED KETTLES

Since 2005, the Wings have partnered with The Salvation Army for its Red Kettle Campaign, which provides the non-profit organization with its largest source of funding each year. The 2013 Red Kettle Campaign raised \$8.87 million with Wings Executive Vice President and General Manager Ken Holland as the campaign's honorary chairman for the seventh straight season.

Entering the partnership's ninth year, the Wings will host in-game collections at select home games as well as participate in the annual player/management bell ringing competition each holiday season. The competition consists of players and management facing off at various Metro Detroit locations to see who can raise the largest sum of donations in two hours. The partnership has raised over \$99,000 to support The Salvation Army with its community assistance programs that include meals, lodging, utility assistance, free legal aid, after school programs, youth programs, drug and alcohol rehabilitation, disaster aid and more.



POWERHOUSE GYM BUDD LYNCH VETERANS SUITE

The Detroit Red Wings host a group of 20 military veterans and active military members on leave in a suite at home games since the program's inception on Nov. 5, 2009. Guests in the Powerhouse Gym Budd Lynch Veterans Suite are treated to free Little Caesars pizza and beverages courtesy of Coca-Cola, while enjoying the action on the ice from a great view atop Joe Louis Arena.

Since the program's inaugural season, the Wings have donated more than 3,000 suite tickets to military members in recognition of the tremendous amount of hard work and the countless sacrifices they have made to ensure the U.S. is a safe place to live.

PLAYER PROGRAMS

52 for the Zoo: For every hit recorded by Jonathan Ericsson in the season, he will donate \$50 to the Detroit Zoological Society. In Sept. 2014, Ericsson hosted 15 kids from Big Brothers Big Sisters of Metropolitan Detroit to spend a night at the Detroit Zoo.

Big Hearts Mini Monsters: Jonas Gustavsson will host a pediatric cardiac patient at each home game with a pair of donated upper bowl season tickets through Hearts of Hope Michigan and Cardiac Kids in Toronto.

Cleary's Kids: Daniel Cleary will host a child who has had an organ transplant or is currently waiting for an organ transplant at each game during the season through Camp Michitanki and University of Michigan's Transplant Center.

Coach's Visit: Since 2005-06, Mike Babcock hosts a patient at Children's Hospital of Michigan and his/her guardian at every Red Wings home game.

DeKeyser's Hometown Heroes: Danny DeKeyser will host a military member (active or retired) and a guest at every Red Wings home game in the preseason and regular season.

14's Friends: Gustav Nyquist will host families staying at Ronald McDonald House Detroit and Ann Arbor (10 guests from each house) in a suite at a game in Nov. 2014.

Franzen's Friends: Since 2013-14, Johan Franzen hosts a Special Olympics athlete and his/her guardian at every Red Wings home game.

DETROIT RED WINGS IN THE COMMUNITY

Gametime with Glendening: Luke Glendening will host a child with Down Syndrome and his/her family at every Red Wings home game in the preseason and regular season with four donated tickets through Down Syndrome Guild of Southeast Michigan & Down Syndrome Support Group.

Howard's Heroes: Jimmy Howard hosts a patient at Helen DeVos Children's Hospital in Grand Rapids and their family at every Grand Rapids Griffins home game.

Kindl's Krew: Since 2013-14, Jakub Kindl hosts an adult cancer patient or survivor at Karmanos Cancer Institute and his/her guest at every Red Wings home game.

Kronner's Corner: Since 2012-13, Niklas Kronwall hosts a family with an autistic child at every Red Wings home game through Autism Alliance of Michigan.

Miller's Meals: Drew Miller will donate \$75 for every blocked shot he makes during the 2014-15 season to support The Salvation Army's Bed & Bread Truck program.

Pav's Pals: Since 2012-13, Pavel Datsyuk hosts a family through Henry Ford's SandCastles Grief Support Program at every Red Wings home game.

Riley's Rescues: Riley Sheahan will donate \$100 for every point he records during the 2014-15 season to the Michigan Humane Society's emergency rescue program. He will also visit the Detroit MHS location once a month to take a photo with a pet available for adoption that the Red Wings will post on our social platforms. The person who ends up adopting that particular pet will receive a goody bag from the Wings with an autographed 8x10 photo of Sheahan.

Brendan Smith: Brendan Smith is the team spokesman for Breast Cancer Awareness Night.

He participates in the on-ice check presentation following the game and donates his two lower-bowl comp tickets and a meet and greet for the concourse auction.

He also donated a \$3,500 suite/F&B for the 2014 BCA Night game to host women who are two-time breast cancer survivors.

Tatar's Totes: Tomas Tatar will donate \$100 per point during the 2014-15 season to the Gleaners Community Food Bank's BackPack Program, which sends a bag with six meals home with hungry elementary students.

Weiss' Warriors: Stephen Weiss will host a pediatric cancer patient and his/her family in a suite at three separate games during the season through Gilda's Club, Wigs 4 Kids and Children's Leukemia Foundation of Michigan.

Zetterberg Foundation Suite: Since 2011-12, Henrik Zetterberg donates his Zetterberg Foundation Suite to children's charities for most Red Wings home games and a select number of other events at Joe Louis Arena.

Contact Us

To contact the Detroit Red Wings Foundation or Community Relations department, please write or call:

Detroit Red Wings Foundation/ Community Relations

19 Steve Yzerman Drive
Detroit, MI 48226
(313) 396-7524
(313) 567-0296 fax

SEASON TOTALS (last 15 seasons)

802,640 – 2013-14 – 20,066 average for 40 games+
481,584 – 2012-13 Season – 20,066 average for 24 games
822,706 – 2011-12 Season – 20,066 average for 41 games
806,892 – 2010-11 Season – 19,680 average for 41 games
781,847 – 2009-10 Season – 19,546 average for 40 games*
814,474 – 2008-09 Season – 19,865 average for 41 games
773,696 – 2007-08 Season – 18,871 average for 41 games
822,706 – 2006-07 SEASON – 20,066 AVERAGE FOR 41 GAMES
822,706 – 2005-06 SEASON – 20,066 AVERAGE FOR 41 GAMES
822,706 – 2003-04 SEASON – 20,066 AVERAGE FOR 41 GAMES
822,378 – 2002-03 SEASON – 20,058 AVERAGE FOR 41 GAMES
822,378 – 2001-2002 SEASON – 20,058 AVERAGE FOR 41 GAMES
819,303 – 2000-2001 SEASON – 19,983 AVERAGE FOR 41 GAMES
819,303 – 1999-2000 SEASON – 19,983 AVERAGE FOR 41 GAMES
819,303 – 1998-99 SEASON – 19,983 AVERAGE FOR 41 GAMES

BOLD = SOLD OUT SEASON

*Note: Does not include the 2009-10 season opener in Stockholm, SWE
+Note: does not include 2014 Bridgestone NHL Winter Classic crowd of 105,491 at Michigan Stadium in Ann Arbor, Mich.

HOME OPENER

20,066 – October 2, 2013 (DETROIT 2, Buffalo 1)

TOP TOTALS (Regular Season)

Edmonton — 20,794 — Feb. 9, 1985 (Edmonton 6, DETROIT 5)
Philadelphia — 20,339 — Feb. 14, 1981 (Philadelphia 3, DETROIT 1)
Pittsburgh — 21,019 — Nov. 25, 1983 (DETROIT 7, Pittsburgh 4)
Toronto — 20,328 — Nov. 23, 1984 (DETROIT 6, Toronto 5)

Outdoor Games

105,491 – Jan. 1, 2014 (Toronto 3, DETROIT 2 SO)
at Michigan Stadium in Ann Arbor, Mich. (NHL record)

ALL-STAR GAME

21,002 — Feb. 5, 1980 (Wales Conference 6, Campbell Conference 3)

REGULAR-SEASON GAME

21,019 — Nov. 25, 1983 (DETROIT 7, Pittsburgh 4)

PLAYOFF GAME

20,090 — Apr. 7, 1984 (St. Louis 4, DETROIT 3, 2 OTs)

LAST GAME AT OLYMPIA STADIUM

Dec. 15, 1979 — DETROIT 4, Québec 4 — 15,609

FIRST GAME AT JOE LOUIS ARENA

Dec. 27, 1979 — St. Louis 3, DETROIT 2 — 19,742

SELLOUT STREAKS

FRANCHISE RECORD: Dec. 10, 1996 — April 7, 2007, 452 consecutive games including playoffs

CURRENT STREAK: Dec. 19, 2010 – present, 144 consecutive games including playoffs

Olympia Entertainment, Inc., part of Ilitch Holdings, is among the industry's most diverse sports and entertainment companies. Olympia Entertainment operates Detroit's Fox Theatre and Joe Louis Arena – home of the 1997, 1998, 2002 and 2008 Stanley Cup champion Detroit Red Wings.

Other operations include The City Theatre in Detroit, and various restaurant and retail establishments. Olympia Entertainment is also a promoter and producer of major live events, including concerts and Broadway shows.

Affiliated companies include the Detroit Red Wings, the Detroit Tigers, Lakeland Tigers, Comerica Park and Little Caesars Enterprises.

BUILT: 1977-79, completed 19 days ahead of schedule

CAPACITY (including suites & standing room): 20,027

NUMBER OF SUITES: 67 (62 suites and 5 super suites)

FIRST EVENT: December 12, 1979, basketball game between the University of Detroit and the University of Michigan.

FIRST HOCKEY GAME: December 27, 1979, Detroit Red Wings vs. St. Louis Blues (St. Louis 3, Detroit 2); attendance 19,742

FIRST GOAL AT JLA Brian Sutter (St. Louis Blues), assisted by Bernie Federko.

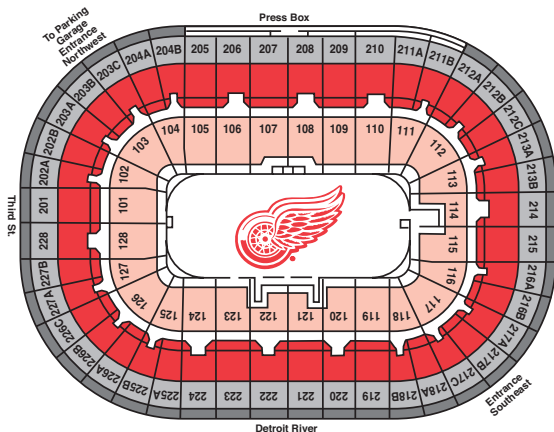
FIRST DETROIT GOAL AT JLA: Dennis Sobchuk from Mike Foligno and Reed Larson.

LAST GAME AT OLYMPIA: December 15, 1979, Detroit Red Wings vs. Quebec Nordiques (Detroit 4, Quebec 4); attendance 15,609

LAST GOAL AT OLYMPIA: Greg Joly (Detroit), assisted by Paul Woods (Game tying goal).

HOCKEY ICE SURFACE: 200 feet by 85 feet

DETROIT RED WINGS RECORD AT JOE LOUIS ARENA (regular season):
868-470-130-150



**** NOTE:** No individual skater/goaltender statistics apply for the shootout

Assist: An assist is awarded to the player or players (maximum of two) who touched the puck prior to the goal, provided no defender plays or possesses the puck in between.

Game Played: A player receives credit for playing in a game if: i) he steps on the ice during time played or; ii) serves any penalty.

Game-Winning Goal: After the final score has been determined, the goal which leaves the winning Club one goal ahead of its opponent is the game-winning goal (example: if Team A beats Team B 8-3, the player scoring the fourth goal for Team A receives credit for the game-winning goal).

Goal: A goal is awarded to the last player on the scoring Club to touch the puck prior to the puck entering the net.

Goals-Against Average: Multiply goals allowed (GA) by 60 and divide by minutes played (MINS).

Goaltender: A goaltender receives a "W" for a win in regulation, overtime or shootout; an "L" for a loss in regulation; or an "OT" for a loss in overtime or shootout.

Penalty-Killing Pct.: Subtract total number of power-play goals allowed from total number of shorthanded situations to get total number of power-plays killed. Divide the total number of power-plays killed by the total number of shorthanded situations.

Plus-Minus: A player receives a "plus" if he is on the ice when his Club scores an even-strength or shorthand goal. He receives a "minus" if he is on the ice for an even-strength or shorthand goal scored by the opposing Club. The difference in these numbers is considered the player's plus-minus statistic.

Power-Play Goal: A goal scored by a Club while it has a manpower advantage due to an opponent's penalty. Following are some examples of what is and is not considered a power-play goal:

- if a Club has an advantage on a minor penalty starting at 2:02 of the period and it scores at 4:02, the goal is not a power-play goal.
- if a Club scores on a delayed penalty, the goal is not a power-play goal.
- if a Club has an advantage due to a five-minute major or match penalty, that Club is always credited with having one more advantage than the number of power-play goals it scores during that advantage, because the penalty does not expire. A new advantage begins after each power-play goal. For example, if Team A scores three goals during a major penalty, it is credited with four advantages.
- if a Club is on a power-play for any length of time, it is considered to have had an advantage.
- if a minor penalty is incurred by a Club on a power-play due to a major penalty, a new advantage is given to that Club when its minor penalty expires, provided the opponent's major penalty is still in effect.

Power-Play Percentage: Total number of power-play goals divided by total number of power-play opportunities.

Save Percentage: Subtract goals allowed (GA) from shots against (SA) to determine saves. Then divide saves by shots-against.

Shooting Percentage: Divide the number of goals scored by the number of shots taken.

Shorthand Goal: A goal scored by a Club while it is at a manpower disadvantage. The same cases apply for shorthand as for power-play goals, but in the opposite manner.

Shot on Goal: If a player shoots the puck with the intention of scoring and if that shot would have gone in the net had the goaltender not stopped it, the shot is recorded as a "shot on goal".

Shutout: If two goaltenders combine for a shutout, neither receives credit for the shutout. Instead it is recorded as a Club shutout.

Tenths of a Second: If a penalty or goal occurs in the last minute, the time is rounded off to the previous second (ex: if a penalty is called with 12.4 seconds left in a period, the time is indicated as 19:47 and not 19:48.)

Coaches Record: A coach receives a "W" for a win in regulation, overtime or shootout; an "L" for a loss in regulation; or an "OT" for a loss in overtime or shootout.



GARY B. BETTMAN
NHL Commissioner



WILLIAM DALY
Deputy Commissioner



JOHN COLLINS
Chief Operating Officer



COLIN CAMPBELL
Sr. Executive Vice President
of Hockey Operations

NEW YORK1185 Avenue of the Americas, New York, NY 10036, 212-789-2000,
MONTRÉAL1800 McGill College Avenue, Suite 2600, Montréal, Québec, H3A 3J6
TORONTO.....50 Bay Street, 11th Floor, Toronto, Ontario, M5J 2X8, 416-359-7900,

EXECUTIVE

Commissioner**Gary B. Bettman**
 Deputy Commissioner **William Daly**
 Chief Operating Officer **John Collins**
 Senior Executive Vice President of Hockey Operations **Colin Campbell**

HOCKEY OPERATIONS

Senior Vice President of Hockey Operations **Mike Murphy**
 Senior Vice President of Hockey Operations **Kris King**

NHL COMMUNICATIONS
(@PR_NHL)

GARY MEAGHER, Executive Vice President, Communications O: 416-359-7960
 C: 416-729-4700
 gmeagher@nhl.com

FRANK BROWN, Group Vice President, Communications O: 212-789-2042
 C: 347-853-4390
 fbrown@nhl.com
 * Commissioner's Office requests

JAMEY HORAN, Group Vice President, Event Communications & Player Development O: 212-789-2785
 C: 646-652-9981
 jhoran@nhl.com
 * Deputy Commissioner requests; Event & Player development inquiries

JOHN DELLAPINA, Group Vice President, Communications O: 212-789-2115
 C: 917-363-7988
 jdellapina@nhl.com
 * Department of Player Safety requests and general hockey inquiries

BENNY ERCOLANI, Statistician & Information Officer O: 416-359-7963
..... C: 416-729-5666
..... bercolani@nhl.com

GREG INGLIS, Senior Director, News Services O: 212-789-2065
..... C: 347-853-2461
..... ginglis@nhl.com
..... * Editorial content & research

**SCHUYLER BAEHMAN, Director, Event Communications
& Player Development** O: 212-789-2097
..... C: 908-917-0456
..... sbaehman@nhl.com
..... * Event inquiries

NIRVA MILORD, Director, Communications O: 212-789-2123
..... C: 917-715-6187
..... nmilord@nhl.com
..... * Corporate communications, entertainment publicity

JENNIFER MOAD, Director, Communications O: 416-359-7961
..... C: 416-527-2852
..... jmoad@nhl.com

JULIE YOUNG, Director, Communications O: 416-359-7964
..... C: 416-605-3550
..... jyoung@nhl.com
..... * Hockey Operations & Officiating requests

DAVID KEON, Senior Manager, Communications O: 416-359-7962
..... C: 416-729-5665
..... dkeon@nhl.com
..... * International credentials

TREVOR BJERGSO, Manager, Communications O: 416-359-7965
..... C: 416-540-5306
..... tbjergso@nhl.com
..... * Social Media inquiries, Central Scouting & Situation Room requests

BRENDON CROSSMAN, Manager, Communications O: 416-359-7978
..... bcrossman@nhl.com
..... * In-Game communications

JASMINE GHAFOUR, Manager, Communications O: 416-359-7968
..... C: 647-808-4876
..... jghafour@nhl.com
..... * Corporate communications

JOSH BERNSTEIN, Coordinator, Communications O: 212-789-2609
..... jbpr@nhl.com
..... * Editorial content, research & Morning Skate

**NICOLE BUCKLEY, Coordinator, Event Communications
& Player Development** O: 212-789-2066
..... nicbuckley@nhl.com
..... * Event credentials

**LAUREN WOLMAN, Assistant, Event Communications
& Player Development** O: 212-789-2052
..... lwolman@nhl.com

REFEREES

NAME	NUMBER
*Burchell, Darcy	42
Charron, Francis	6
*Chmielewski, Tom	43
Devorski, Paul.....	10
Dwyer, Gord	19
Furlatt, Eric	27
*Hanson, Trevor.....	47
Hasenfratz, Mike	2
Hebert, Ghislain	22
Hebert, Jean	15
Jackson, Dave.....	8
Joannette, Marc.....	25
Kimmerly, Greg	18
Kowal, Tom.....	32
Kozari, Steve.....	40
L'Ecuyer, Frederick	17
LaRue, Dennis.....	14
Lee, Chris	28
Leggo, Mike.....	3
*Lemelin, Mark	41
*Lewis, Dave	46
*Luxmore, Thomas John.....	49
Martell, Rob.....	26
McCaughey, Wes	4
*McIsaac, Jon	45
Meier, Brad	34
Morton, Dean	36
Nicholson, Kendrick	44
O'Halloran, Dan	13
O'Rourke, Dan	9
Peel, Tim.....	20
Pochmara, Brian	16
Pollock, Kevin	33
Rank, Garrett	48
Rehman, Kyle.....	37
Rooney, Chris.....	5
Skilliter, Graham	24
St. Pierre, Justin	12
St-Laurent, Francois	38
Sutherland, Kelly	11
Walsh, Ian	29
Watson, Brad.....	23

•Minor league officials

LINESMEN

NAME	NUMBER
Amell, Derek	75
Barton, Steve	59
Brisebois, David	96
Cameron, Lonnie.....	74
Cherrey, Scott	50
Cormier, Michel	76
Cvik, Mike	88
Devorski, Greg.....	54
Driscoll, Scott	68
Galloway, Ryan	82
Gibbs, Darren.....	66
*Grandt, John.....	98
Henderson, Don.....	91
Heyer, Shane.....	55
Kovachik, Brad.....	71
*Knorr, Trent	63
Lazarowich, Brad	86
Mach, Brian	78
MacPherson, Matt.....	83
McElnan, Andy.....	90
Miller, Steve	89
Morin, Jean	97
Murchison, Kiel.....	79
Murphy, Brian	93
Murray, Jonny	95
Nansen, Derek	70
Nelson, Thor.....	80
Nowak, Tim	77
Pancich, Bryan.....	94
Racicot, Pierre.....	65
Rody, Vaughan	73
Sericolo, Anthony.....	84
Sharrers, Jay	57
Shewchyk, Mark.....	92
Wheler, Mark.....	56



2014-15 NHL CRITICAL DATES

SEPTEMBER 2014

- 11 Rookie camps open
- 18 Training camps open
- 21 Preseason schedule begins
- 24 Kraft Hockeyville: Arizona Coyotes at Calgary Flames (Sylvan Lake, Alta.)
- 25 CCM/USA Hockey All-American Prospects Game (Buffalo, N.Y.)
- 30 NHL Board of Governors Meeting (New York, N.Y.)

OCTOBER 2014

- 7 Opening day playing rosters set (5:00 p.m. ET)
- 8 Opening night – Regular Season begins
- 8 2014 Molson Canadian NHL Face-Off™ (Toronto, Ont.)
- 8 Kings raise Stanley Cup banner: San Jose Sharks at Los Angeles Kings
- 11 NHL Game Night (all teams in action)
- 20-Nov. 17 Hockey Fights Cancer Awareness Month

NOVEMBER 2014

- 14 Hockey Hall of Fame Game: Pittsburgh Penguins at Toronto Maple Leafs (Air Canada Centre, Toronto, Ont.)
- 17 Hockey Hall of Fame induction ceremony (Toronto, Ont.)
Inductees: Rob Blake, Peter Forsberg, Dominik Hasek, Mike Modano (Player category); Pat Burns (Builder category); Bill McCreary (Referee/Linesman category);
Media honorees: Kevin Allen, Pat Foley.
- 18 General Managers' Meeting (Toronto, Ont.)
- 26 NHL Founders Day (1917) – 9 games on schedule
- 28 2014 Discover NHL Thanksgiving Showdown™:
New York Rangers at Philadelphia Flyers (1:00 p.m. ET)

DECEMBER 2014

- 1 Signing deadline for Group 2 free agents (5:00 p.m. ET)
- 4 U.S. Hockey Hall of Fame induction & Celebration of Lester Patrick (Minn/St. Paul, Minn.). Inductees: Karyn Bye Dietz, Brian Rafalski, Jeff Sauer, Lou Vairo.
- 8-9 NHL Board of Governors Meeting (Boca Raton, Fla.)
- 19-27 Holiday roster freeze in effect: For all players on an NHL active roster, injured reserve, or with non-roster and injured non-roster status as of midnight (local time) Dec. 19, a roster freeze shall apply through midnight (local time) Dec. 27, with respect to waivers, trades and loans, subject to the exceptions provided for in CBA Article 16.5 (d).

2014-15 NHL CRITICAL DATES CALENDAR



24-26..... Holiday break (no scheduled practices – dressing rooms closed)
26–Jan. 5..... IIHF World Junior Championship (Montreal, Que. & Toronto, Ont.)

JANUARY 2015

1 2015 Bridgestone NHL Winter Classic®:
Chicago Blackhawks at Washington Capitals
(Nationals Park, Washington, D.C.)
13..... USHL/NHL Top Prospects Game (Dubuque, Iowa)
21..... CCM/ECHL All-Star Classic (Orlando, Fla.)
22..... CHL/NHL Top Prospects Game (St. Catharines, Ont.)
22-26..... NHL All-Star Break (no games played)
22-25..... No scheduled practices – dressing rooms closed
24..... NHL All-Star Skills Competition™ (Nationwide Arena, Columbus, Ohio)
25..... 60th NHL All-Star Game (Nationwide Arena, Columbus, Ohio)
27..... NHL Regular Season resumes

FEBRUARY 2015

1 Hockey is for Everyone Month begins
14..... Scotiabank Hockey Day in Canada (host: Halifax, N.S.)
21..... 2015 Coors Light NHL Stadium Series™: Los Angeles Kings
at San Jose Sharks (Levi's® Stadium, Santa Clara, Calif.)
20-22..... 8th Annual Hockey Weekend Across America presented by CCM (USA
Hockey)

MARCH 2015

2 Trade deadline (3:00 p.m. ET)

APRIL 2015

9-11 NCAA Frozen Four (TD Garden, Boston, Mass.)
11..... Last day of regular season (all teams in action)
15..... Stanley Cup Playoffs begin
16-26..... IIHF Under-18 World Championship (Zug and Lucerne, Switzerland)

MAY 2015

1-17 IIHF World Championship (Prague and Ostrava, Czech Republic)
21-31..... CHL Memorial Cup (Quebec City, Que.)
31–June 6 NHL Combine (Buffalo, N.Y.)

JUNE 2015

20..... Last possible day for 2014 Stanley Cup Final
TBA..... Deadline for first club-elected salary arbitration (later of June 15 or 48
hours after the conclusion of the Stanley Cup Final, 5:00 p.m. ET)
26-27..... NHL Draft (BB&T Center, Sunrise, Fla.)

JULY 2015

1 Free agency begins (12:00 p.m. ET)
5 Deadline for player-elected salary arbitration notification (5:00 p.m. ET)
6 Deadline for club-elected salary arbitration notification (5:00 p.m. ET)
20–Aug. 4 Salary arbitration hearings held

AUGUST 2015

6 Deadline for salary arbitration decisions to be rendered

2014-15 DETROIT RED WINGS

SEPTEMBER (PRESEASON)

SUN	MON	TUES	WED	THURS	FRI	SAT
	22	23	24	25 CHI 7:30	26	27 BOS 7:00
28	29 TOR 7:30	30				

OCTOBER

SUN	MON	TUES	WED	THURS	FRI	SAT
			1 PIT 7:30	2	3	4
5	6	7	8	9 BOS 7:30	10	11 ANA 7:00
12	13	14	15 BOS 8:00	16	17	18 TOR 7:00
19	20	21	22	23 PIT 7:30	24	25
26	27	28	29	30	31 LA 7:30	

NOVEMBER

SUN	MON	TUES	WED	THURS	FRI	SAT
						1
2	3	4	5	6	7 NJ 7:30	8
9 TB 6:00	10	11	12	13	14 CHI 7:30	15
16 MTL 7:00	17	18	19	20	21	22
23 30 VAN 5:00	24 OTT 7:30	25	26 PHI 7:30	27	28	29

DECEMBER

SUN	MON	TUES	WED	THURS	FRI	SAT
	1	2 FLA 7:30	3	4 DAL 7:30	5	6 NYR 7:00
7	8	9	10 TOR 8:00	11	12 FLA 7:30	13
14	15	16 CBJ 7:30	17	18	19 NYI 7:30	20
21 COL 6:00	22	23 BUF 5:30	24	25	26	27
28	29	30	31 NJ 7:30			

JANUARY

SUN	MON	TUES	WED	THURS	FRI	SAT
				1	2	3
4	5	6	7	8	9	10
11	12	13	14	15	16	17 NSH 7:00
18 BUF 8:00	19	20 MIN 7:30	21	22	23	24
25	26	27	28	29	30	31 NYI 2:00

FEBRUARY

SUN	MON	TUES	WED	THURS	FRI	SAT
1	2	3	4	5	6	7
8	9	10	11	12	13	14 WPG 7:00
15	16 MTL 7:30	17	18	19	20	21
22	23	24	25	26	27	28

MARCH

SUN	MON	TUES	WED	THURS	FRI	SAT
1	2	3	4 NYR 8:00	5	6 CGY 7:30	7
8	9 EDM 7:30	10	11	12 CBJ 7:30	13	14
15	16	17	18	19	20	21
22 STL 12:30	23	24 ARI 7:30	25	26 SJ 7:30	27	28 TB 2:00
29	30	31 OTT 7:30				

APRIL

SUN	MON	TUES	WED	THURS	FRI	SAT
			1	2 BOS 7:30	3	4
5 WSH 5:00	6	7 CAR 7:30	8	9	10	11

CALL 313.471.7996 OR VISIT DETROITREDWINGS.COM/GAMESCHEDULE FOR THE MOST UP-TO-DATE BROADCAST SCHEDULE AND GAME INFORMATION. 313.471.7575 • DETROITREDWINGS.COM

PLATINUM HOME GAME

GOLD HOME GAME

SILVER HOME GAME

BRONZE HOME GAME

AWAY GAME

ALL LOCALLY AVAILABLE GAMES BROADCAST ON



DETROIT



IT'S MORE
THAN HOCKEY™
#IMTH