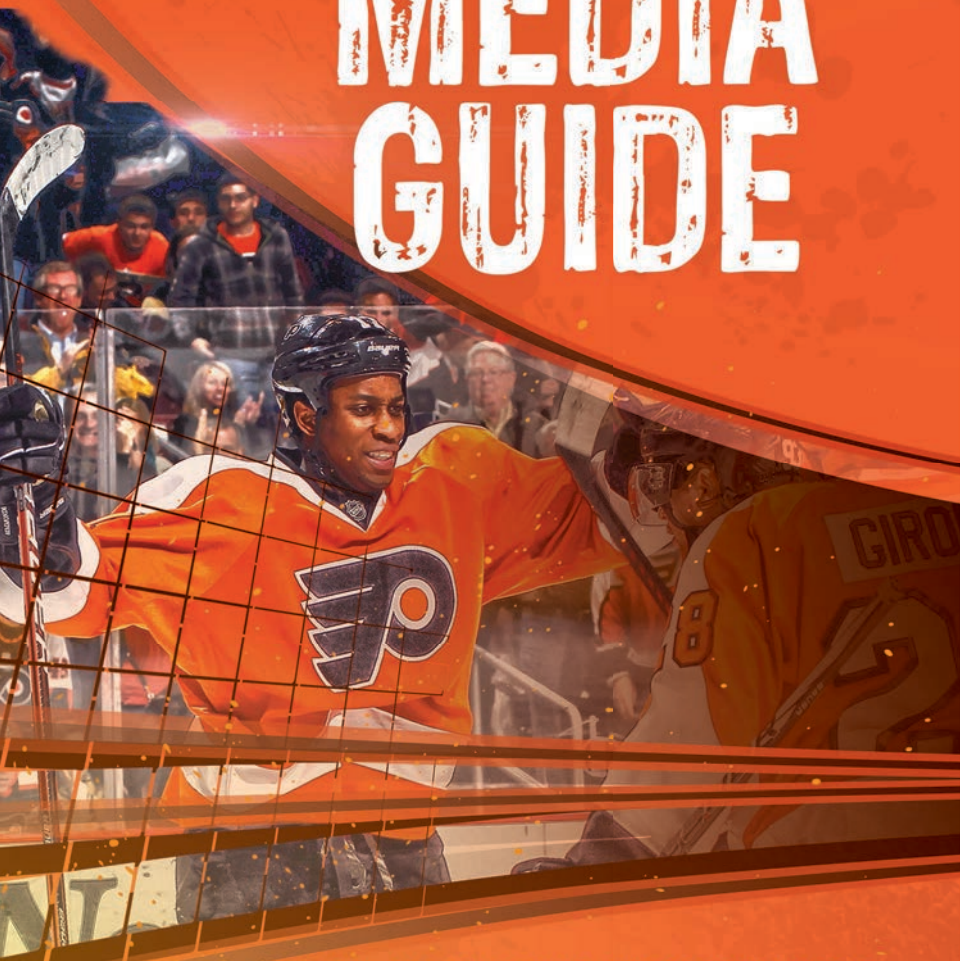



2014 2015 PHILADELPHIA FLYERS

MEDIA GUIDE



PHILADELPHIAFLYERS.COM



COMCAST SPECTACOR

Providing a Total  Entertainment Experience

Comcast-Spectacor continues to establish itself as a leader in the sports and entertainment industry, providing high quality sports and entertainment to millions of fans across North America.

In addition to owning the **Philadelphia Flyers**, Comcast-Spectacor operates arenas, convention centers, stadiums, and theaters through its subsidiary **Global Spectrum**; provides food, beverage, and catering services to these and other venues through its subsidiary **Ovations Food Services**; sells millions of tickets to events and attractions at a variety of public assembly venues through **Paciolan**, a leader in providing venue establishment, ticketing, fundraising and ticketing technology,





and enhances revenue streams for public assembly facilities and other clients through its subsidiary **Front Row Marketing Services**.

Comcast-Spectacor owns a series of community ice hockey rinks, **Flyers Skate Zone**.

Comcast-Spectacor is committed to improving the quality of life for people in the communities it serves. The Comcast-Spectacor Charities, and Flyers Charities, have contributed more than \$26 million to countless recipients and touched hundreds of thousands of lives.

COMCAST-SPECTACOR.COM



COMCAST-SPECTACOR STAFF DIRECTORY

OFFICE OF THE CHAIR

Chairman	Ed Snider
Vice Chairman	Fred Shabel
President & Chief Operating Officer, Global Spectrum	Dave Scott
President, Philadelphia Flyers	Paul Holmgren
President, Global Spectrum	John Page
Executive Vice President, General Counsel	Phil Weinberg
Chief Financial Officer	Gary Rostick
Emeritus	Sandy Lipstein

COMCAST-SPECTACOR SENIOR MANAGEMENT

Executive Vice President, Business Development	Mike Sheehy
Sr. Vice President, Strategic Growth Initiatives	Dan Gallagher
Sr. Vice President, Paciolan	Dan Baker
Sr. Vice President, Front Row Marketing Services	Bryan Furey
Vice President, Risk Management	Lew Bostic
General Manager, Wells Fargo Complex	Matt Homan
VP/Sr. Asst. General Counsel	Brian Rothenberg
Vice President, Premium Seating	Fran Cassidy
Vice President, Advertising Sales	Bo Koelle
Vice President, Public Relations	Ike Richman
Vice President, Marketing	Bob Schwartz
Vice President, 3601 Creative Group	Peggy Moroz
Vice President, Security & Services	Mike Hasson
Vice President, Human Resources	Alice Fei
Vice President, FanOne Marketing	Mark DiMaurizio
Vice President, Operations	Michael Ahearn
Vice President, Risk Management & Development	Pat Ferrill

WELLS FARGO CENTER STAFF DIRECTORY

GROUP SALES

Director	Tom McDonnell
Sports Account Executives	Joseph Rossi, Tom McCarthy
Family Shows Account Representatives	Gabriele Bendisistis,
.....	Rebecca Courter, Amanda Pierce
Group Sales Coordinator	Amanda Hollaway

PREMIUM SEATING

Director	Jimmy Dunk
Manager of Finance & Inventory	Julie Battista
Sales Executives	Ben Davis, Matt Kane, Jim Nelson, Pat Ryan
Administrative Assistant	Brigid Curran
Marketing Coordinator	Megan Wiseman

PREMIUM SERVICES DEPARTMENT

Director, Premium Services	Graig Selgrath
Premium Membership Manager, Cadillac Grille	Eric Stiles
Manager, Premium Services	Chad Cavanaugh
Membership Sales Executive, Cadillac Grille	Chris Grimm
Customer Service Representative	Katie Porco
Customer Service Representative	Stephanie Nassib

ADVERTISING SALES DEPARTMENT

New Business Development Manager	Mike Garrity
National Sales Manager	John Braun
Local Sales Manager	Andrew Humphreys
Senior Account Executive	Joe Watson
Senior Account Executive	Michael O'Connor
Senior Account Executive	Ray Lyons
Senior Account Executive	Rich Rodowicz
Senior Account Executive	Bryan Collins
Account Executive	Rachel Matreale
Account Executive	Greg Mitchell
Account Executive	Carolina Pugh
Account Executive	Sheri Wade
Digital Account Executive	Amanda McDonald
Sponsorship Manager	Jacqueline Halligan
Manager, On-Air Media	Shannan Archer-Baumann
Client Services Manager	Laura Gehring
Client Services Manager	Tim Daniels
Client Services Manager	Amanda Clark
Manager, Revenue Assurance	Michael Gerst

MARKETING/PUBLIC RELATIONS

Director of Marketing	Melissa SchAAF
Director of Public Relations	Rebecca Goodman
Sr. Marketing Manager	Nate Harris
Assistant Marketing Manager	Bryan McIntyre
Assistant Marketing Manager	Chris Telesford
Assistant Marketing Manager	Elena D'Andrea
Assistant Marketing Manager	Chelsey Scalese

3601 CREATIVE GROUP

Director, Video & Event Production	Matt Coppola
Engineering Manager	Chris Corey
Flyers Producer	Artie Halstead
Senior Editor	Chris Shay
Motion Graphics Designer	Mike Cahill
Print/Electronic Graphic Designer	Courtland Winslow
Senior Director of Design & Production Services	Joe Lopchinsky

SECURITY & SERVICES DEPARTMENT

Director, Security Operations	Linda DiJoseph
Senior Event Manager	Tom McFlynn
Building Security Manager	Tim Fitzgerald
Event Security Manager	Chris Wegfahrt
Concierge Services Manager	Tim Korwin
Parking Manager	Paul Garofalo
Assistant Parking Manager	Jerry White
Manager, Event Security & Parking	Antonio Sciulli

HUMAN RESOURCES

Director	Patricia Bock
Director, Employee Communications	Nora Gary
Administrative Manager	Maureen Timlin
Benefits Manager	Lauren McNally
Benefits Manager	Emily Pilling
Employment Manager	John Mansor
Employee Programs Manager	Pete Powell
Human Resources Assistant	Cass Sword

INFORMATION TECHNOLOGY

Director	Bill Savage
IT Manager, Events	Kerry Chester
Project Manager	Meredith Smith
Director, Infrastructure	Wayne Brill

FANONE MARKETING

Director, CRM and Technology	Dennis Nelson
Director, Business Analysis	Jill Jablonski
Manager, CRM and Technology	Chris Kosmala
Asst. Interactive Marketing Manager	Corey Feldman
Asst. Interactive Marketing Manager	Dennis Grove


OPERATIONS

Director	Phil Laws
Director	Josh Ingle
Director, Projects	Dan Rubino
Operations Manager	Dan Sullivan
General Foreman	Tim Allen

EVENT PRODUCTION

Director	Mike Sulkes
Event Manager	Ben Rowe
Event Manager	Ashley Vanett
Event Manager	Jason Blythe

ED SNIDER COMCAST-SPECTACOR CHAIRMAN



Ed Snider is an iconic entrepreneur and true visionary in the sports and entertainment industry. His emergence as a leader in the Philadelphia sports market began in 1966 when he brought a National Hockey League franchise to the city as the founder of the Philadelphia Flyers. He became the driving force behind the construction of the Spectrum and assumed control of the building in 1971. In 1974, Snider created Spectacor as the management company to oversee the Flyers and Spectrum. Over the next 20 years, Spectacor experienced unprecedented growth, earning national acclaim for its impact in the sports and entertainment business. Under Snider's guidance, Spectacor developed and acquired nearly a dozen related companies.

In 1996, Snider merged Spectacor with the Comcast Corporation to form Comcast-Spectacor. The new venture initially consisted of the Philadelphia Flyers, Philadelphia 76ers, Wells Fargo Center, The Spectrum, and the Philadelphia Phantoms. Comcast-Spectacor then joined with the Philadelphia Phillies to form Comcast SportsNet, one of the highest-rated regional sports cable networks in the country.

Most recently, Comcast-Spectacor developed Global Spectrum, an international facilities management company; Ovations Food Services, an international concessions company; New Era Tickets, a full-service ticket provider; and the Flyers Skate Zones, a series of community ice rinks. In addition, Comcast-Spectacor acquired Paicolan, a ticketing technology software company, in 2010. These entities all represent components of Snider's vision: "Take what you do well and grow it."

Snider's success and business acumen have been widely recognized by his peers. He was elected to the Hockey Hall of Fame in 1988 and serves on the NHL's Executive Committee. He is a recipient of the Lester Patrick Award for outstanding service to hockey in the United States and has been elected to the U.S. Hockey Hall of Fame, the Pennsylvania Sports Hall of Fame, the Philadelphia Sports Hall of Fame, the Philadelphia and Washington Jewish Sports Hall of Fames, and the Flyers Hall of Fame. In 2005, he received the Greater Philadelphia Chamber of Commerce's William Penn Award, the most prestigious business honor in the region, and the Ellis Island Medal of Honor awarded to Americans of all ethnic backgrounds who have made significant contributions to our society.

One of Snider's proudest accomplishments is the creation of the Ed Snider Youth Hockey Foundation, which provides underserved children from urban neighborhoods in Philadelphia and Camden with the opportunity to learn to play ice hockey. The program features comprehensive educational services that are specifically designed to keep boys and girls on-track for on-time graduation. Hockey is simply the hook that is used to gain and hold the attention of these youngsters so that greater life lessons can be imparted. All services, including equipment and travel are delivered at no cost to city residents. The Foundation recently partnered with the City and the Commonwealth of Pennsylvania to complete a \$14 million construction project in which four public rinks were completely refurbished for year round use. This project included new classrooms, learning labs, and public meeting space, as well as upgrading these rinks to NHL standards. Snider Hockey now funds and administers programming for over 3,000 youngsters at nine inner-city sites.

Snider has received honorary degrees from Hahnemann University and Thomas Jefferson Hospital. He is also a Benefactor of the Sol C. Snider Entrepreneurial Center of the Wharton School of the University of Pennsylvania and Vice Chairman of the Simon Wiesenthal Center.

Snider's philanthropic generosity has benefitted numerous organizations and agencies throughout the greater Philadelphia region.

In May 1999, readers of the Philadelphia Daily News selected him as Philly's greatest mover and shaker of the millennium.

Snider and his wife, Lin, reside in suburban Philadelphia. His children are daughters Lindy, Tina, and Sarena and sons Craig, Jay, and Samuel, as well as 15 grandchildren.

COMCAST-SPECTACOR

DAVID A. SCOTT

**PRESIDENT / CHIEF OPERATING OFFICER
COMCAST-SPECTACOR**



David A. Scott was named President and Chief Operating Officer of Comcast-Spectacor on December 2, 2013.

Additionally, Dave is the Chief Executive Officer of Comcast-Spectacor Ventures, with oversight for Global-Spectrum Facility Management, Ovations Food Services, Paciolan Ticketing and Front Row Marketing. Dave has continued to build on the entrepreneurial culture started by Ed Snider, in partnership with Brian Roberts and Comcast Corporation.

Prior to joining Comcast-Spectacor, Dave served as Executive Vice President and Chief Financial Officer for Comcast Cable from 2005 to 2013, with responsibility for the Company's financial planning and strategy, accounting, procurement and executive project management organization (EPMO), as well as oversight for the legal group. During this time Comcast acquired five million

new customers and launched Comcast Digital Voice and Business Services.

Dave joined Comcast in 1993 as Regional Vice President of the Southern Region after extensive roles in cable television and newspaper publishing with two other communication companies. Before moving to Philadelphia for his role as Executive Vice President and Chief Financial Officer, Dave served as President of Comcast's former Southern and Mid-West Divisions from 1997-2005, which operate today as the Central Division based in Atlanta.

Dave holds a BBA in Accounting from Cleveland State University and is a Certified Public Accountant. He currently serves on the Board of Comcast-Spectacor Foundation and has been a past Board Member of Big Brothers Big Sisters Southeastern Pennsylvania, as well as Focus Hope and Cranbrook Science Institute in the Detroit area.

Dave and his wife Marcia have five children, Matthew, Jennifer, Karli, Hannah and Jillian.

FRED SHABEL VICE CHAIRMAN OF COMCAST-SPECTACOR



Fred A. Shabel is Vice-Chairman of Comcast-Spectacor. He has been with Comcast-Spectacor for 30 years. During that time, Shabel has guided the company's transition from being a local sports team in an arena, to being a moving force in the Philadelphia community.

Shabel is an active participant in numerous community organizations. He is a member of the Board of Directors of the Greater Philadelphia Chamber of Commerce; the Honorary Board of Directors of Police Athletic League, the Board of Directors of the Ed Snider Youth Hockey Foundation, as well as a member of the Advisory Board for Arthur Ashe Youth Tennis and Education.

He has served as Chairman of the Greater Philadelphia Tourism Marketing Corporation, as well as on the Board of Directors of the Philadelphia Convention and Visitors Bureau, the Arthritis Foundation, the Board of

Governors of the Institute for Cancer and Blood Diseases, the Philadelphia Sports Congress, the Philadelphia Police Foundation Board, the Philadelphia Geriatric Center, the Central Philadelphia Development Corporation Board and Executive Committee, the Independence Visitor Center Corporation, the Board of Trustees of the Franklin Institute, the Moore College of Art, and Friends of Rittenhouse Square. Other board memberships include One to One Mentoring, Center City District, and the Philadelphia Museum of Art Corporate Partners.

Prior to joining Spectacor as President in 1980, he was Vice President for Operations at the University of Pennsylvania from 1975 to 1980. He was Penn's Athletic Director from 1967 to 1975. In that time, his teams achieved 28 Ivy League titles and numerous national rankings. In 1972-73, Intercollegiate Athletics at Penn accomplished a benchmark season, topping all previous victory records during the school's 26 years in the Ivy League.

During his tenure at the University of Pennsylvania Shabel served as Chairman of the Ivy League Athletic Directors and the Eastern Collegiate Television Committee, and was Director of the Penn Relays.

Shabel began his collegiate athletics career as a member of the Duke University Men's Basketball team where he later became Assistant Basketball Coach under Vic Bubas from 1957 to 1963. He moved on to become Head Basketball Coach at the University of Connecticut and was honored as New England Coach of the Year in 1964. He served as First Lieutenant in the United States Air Force from 1954 to 1956.


He has been the recipient of the Duke Alumni Award, the Penn Varsity Club Award, the University of Pennsylvania Hunter Lott Award, the Anti-Defamation League Torch of Liberty Award, Girl Scouts of Southeastern Pennsylvania "Take the Lead" Champion Award and the Arthur Ashe Youth Tennis and Education "Champions for Children." He was recently inducted into the New England Division I Basketball Hall of Fame in the Coaching Class.

Fred and his wife Irene reside in Center City Philadelphia. He has two grown children; a son, Alan, and a daughter, Lisa; and two grandchildren, Gemma and Samuel.

COMCAST-SPECTACOR

GARY ROSTICK

CHIEF FINANCIAL OFFICER,
COMCAST-SPECTACOR



Gary Rostick serves as Chief Financial Officer for Comcast-Spectacor. He previously served as Senior Vice President, Finance & Business Operations for Comcast Business Services. Rostick has financial responsibility for all products and services within Comcast-Spectacor and works to evaluate opportunities, strategies, and manage the company's operating budgets and growth.

Rostick joined Comcast in 1997 and has held numerous finance roles within the organization. He has been instrumental in implementing the launch of several start-up businesses within a rapidly growing business unit, substantially impacting its success.

Prior to joining Comcast, Rostick was VP of Finance for 2 different beverage companies and was an Area Controller for the Pepsi-Cola Company. He has a total of 27 years of progressively responsible leadership and financial management experience in strategic planning, financial operations, field operations, accounting, reporting and auditing, and a track record of balancing aggressive customer growth and financial performance. He has been recognized throughout his career for his financial and operations expertise, cost savings results and consultative approach with senior leadership teams on critical business decisions.

Rostick earned a BS in Accounting from Villanova University and is a Certified Public Accountant. He has three daughters and resides in East Norriton, PA.

PHIL WEINBERG

EXECUTIVE VICE PRESIDENT
GENERAL COUNSEL



Phil Weinberg has been Executive Vice President/General Counsel at Comcast Spectacor since the partnership was created in 1996. Previously, Weinberg was Spectacor's Vice President/General Counsel since December of 1990.

Weinberg is responsible for oversight of all the company's legal affairs, including litigation, employment and labor law, financing, business acquisition and development, and player related matters. He is an Alternate Governor of the National Hockey League. He participated in structuring the construction and permanent financing for the Wells Fargo Center (1994), the merger between Comcast and Spectacor (1996), the acquisitions of Global Spectrum, Ovations Food Services, New Era Tickets and Paciolan, Inc., and the sale of the Philadelphia 76ers (2010). From 2008 through 2012, when Comcast completed its acquisition of NBC, Weinberg

also worked with Comcast's Regional Sports Network group as its Executive Vice President for Legal and Business Affairs.

Weinberg received a BA in Political Science from Hamilton College in Clinton, New York, in 1977 and his law degree from Boston University in 1983. Between 1977 and 1980, he served as an assistant to the Commissioner of the New York City Department of Environmental Protection. Prior to joining Spectacor, he was in the private practice of law for seven years, primarily with the litigation firm of Sprague and Sprague in Philadelphia.

He also serves on the Board of Directors of the Ed Snider Youth Hockey Foundation, the Comcast Spectacor Foundation, Philadelphia Futures and Big Brothers/Big Sisters of Southeastern Pennsylvania.

Phil and his wife, Terry, reside in Jenkintown, Pennsylvania. They have two children – daughter Sydney and son Zachary.

COMCAST-SPECTACOR

COMCAST-SPECTACOR SENIOR MANAGEMENT



John Page
President,
Global Spectrum



Mike Sheehey
Executive President,
Business Development



Dan Gallagher
Senior Vice President,
Strategic Growth
Initiatives



Michael Ahearn
Vice President,
Operations



Dan Baker
Senior Vice President,
Paciolan



Lew Bostic
Vice President, Risk
Management



Fran Cassidy
Vice President,
Premium Seating



Bryan Furey
Front Row
Marketing Services



Mark DiMaurizio
Vice President,
Technology Solutions



Pat Ferrill
Vice President,
Risk Management
and Development



Mike Hasson
Vice President,
Security and Services



Alice Fei
Vice President,
Human Resources



Peggy Moroz
Vice President,
3601 Creative Group



Matt Homan
General Manager,
Wells Fargo Center



Ike Richman
Vice President,
Public Relations

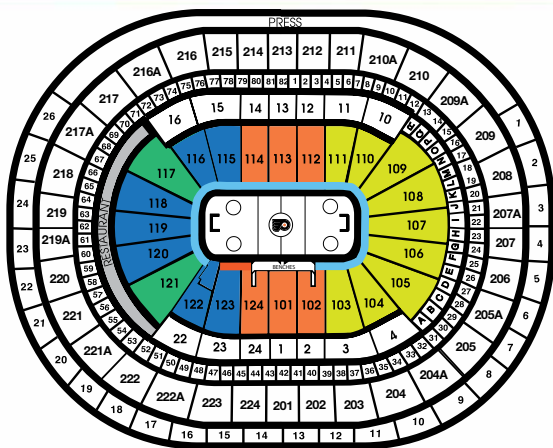


Brian Rothenberg
VP, Sr. Assistant
General Counsel



Bob Schwartz
Vice President,
Marketing

WELLS FARGO CENTER



WELLS FARGO CENTER QUICK FACTS

Wells Fargo Center Ownership:

Comcast-Spectacor

Management Company:

Global Spectrum

Web: wells Fargo Center Philly

Twitter.com/WellsFargoCenter

Facebook.com/WellsFargoCtr

Ticketing: ComcastTIX.com

Opening Date: August 31, 1996

First Flyers Game at Wells Fargo Center: Flyers vs. Florida (10/5/96)

Capacity (Hockey): 19,541

Premium Seating: 126 suites and 14 club boxes

Concession Stands: 30

Parking: Accommodations for 6,100 vehicles

Amenities: The Cadillac Grille, Cure Insurance Club, P.J. Whelihan's, The Lexus Club, and Cigar Bar

Scoreboard: Wells Fargo Center boasts a spectacular, high-tech, center-hung scoreboard. The state-of-the-art technology brings light emitting diode (LED) signage system to create incredible visual displays for all sporting events and attractions.

Comcast-Spectacor hired ANC to design, construct, and install the structure which features 12 LED video displays between two circular LED ribbons. In all, the scoreboard delivers over 3,200 square feet of active LED signage.

Major events:

- 1996 World Cup of Hockey
- 1997 Stanley Cup Final
- 1998 U.S. Figure Skating Championships (Olympic Trials)
- 1999 AHL All-Star Classic
- 2000 NCAA Women's Basketball Final Four
- 2000 Republican National Convention
- 2001 and 2002 X Games
- 2001 NCAA Men's East Regionals
- 2001 NBA Finals
- 2002 NBA All-Star Weekend
- 2006 NCAA Men's Basketball First & Second Rounds
- 2008 Olympic Trials for Gymnastics
- 2009 NCAA Men's Basketball First & Second Rounds
- 2010 Stanley Cup Final
- 2011 NCAA Wrestling Championships
- 2013 NCAA Men's Basketball First of Second Round
- 2014 NCAA Frozen Four
- 2014 NHL Draft

PROJECT FACTS

Cost

\$210 million

Groundbreaking

Sept. 14, 1994

Architects

Ellerbe Becket

Builders

L.F. Driscoll

Project Managers

Fox Management Company

Details

1,400 workers, 7,000 tons of steel, 19,000 cubic yards of concrete, 32,500 square feet of glass, 62,000 lineal feet of driven piles, 76,000 tiles, 400,000 square feet of dry wall.

Naming Rights

- CoreStates Center, Sept. 14, 1994 to Sept. 1, 1998
- First Union Center, Sept. 1, 1998 to July 28, 2003
- Wachovia Center, July 28, 2003 to July 26, 2010
- Wells Fargo Center, July 27, 2010 to present

WELLS FARGO CENTER

DIRECTIONS TO WELLS FARGO CENTER

From New Jersey via the Walt Whitman Bridge: Follow the signs for Broad Street. At the end of the Broad Street ramp, turn left and follow the signs to the Sports Complex. The Wells Fargo Center will be on your left.

From Interstate 76/Schuylkill Expressway: Traveling east, follow the signs for South Jersey, Walt Whitman Bridge and Sports Complex. Continue east to exit 45, Broad Street, Sports Complex. At the bottom of the exit ramp, make a right onto Broad Street. The Wells Fargo Center will be on your left.

From Interstate 476/Blue Route: Take I-476 South to the end. Follow signs for I-95 North, Philadelphia. Take I-95 North to Broad Street exit. The Wells Fargo Center will be on your right.

From Interstate 95: From I-95 northbound or southbound, take the Broad Street exit. The Wells Fargo Center will be on your right.

From Northern New Jersey via NJ Turnpike: Take the NJ Turnpike to exit 3. Take Rt. 168 North and follow signs for Walt Whitman Bridge. After crossing bridge and paying toll, stay on I-76 and follow the signs for Broad Street. At the end of the Broad Street ramp, turn left and follow the signs to the Sports Complex. The Wells Fargo Center will be on your left.

By Air: Arrive at Philadelphia International Airport and take a taxi to the Wells Fargo Center. The ride takes about 10 minutes and should cost approximately \$20.

By Train: Arrive in Philadelphia at 30th Street Station. A taxi on either side of the concourse will bring you to the Wells Fargo Center. The ride takes about 15 minutes and should cost approximately \$20.

By Mass Transit: The Wells Fargo Center is accessible via SEPTA. Take the Broad Street Subway (Orange line) to the AT&T Station (Pattison Ave). Round-trip SEPTA tokens can be purchased for \$3.10. A single-day pass costs \$7.



WELLS FARGO CENTER

AMENITIES

THE CADILLAC GRILLE

Taste the excitement in the Cadillac Grille! The Cadillac Grille is the ultimate experience in entertainment and dining at the Wells Fargo Complex. A members-only club, the Cadillac Grille serves an upscale steakhouse menu featuring top choices in steaks, seafood and other delectable dishes. The Grille features premium spirits, craft cocktails, and local beer. The Cadillac Grille features continuous seating, enabling guests to make reservations and be seated before, during, and after the game with no break in dining. If you're not a member, sign up today and receive great incentives like concert ticket presale opportunities, wine and liquor tasting events with the Flyers alumni, and much more. See how affordable a Cadillac Grille Membership can be by calling 215-389-9545.

CURE INSURANCE CLUB

The Cure Insurance Club, located on the 11th Street side of the Wells Fargo Center, features Chickie's & Pete's, Campo's cheesesteaks, and The Bud Light Zone, the world's largest arena bar with 28 large, 45" High Definition LCD Screens. The Cure Insurance Club opens two hours prior to every Wells Fargo Center event and remains open after each event.

P.J. WHELIHAN'S

With ice cold beer on tap and delicious hand-carved roast beef sandwiches, P.J. Whelihan's, located on the south end of the Wells Fargo Center, is the perfect place for fans to gather before, during, or after an event.

THE LEXUS CLUB

The Lexus Club, a luxurious, high-tech 5,000-square-foot club located on the event level of the Wells Fargo Center, provides a fun and unique atmosphere with over a dozen high definition televisions so no game play is missed. The plush, state-of-the-art club offers a full-service granite bar serving fine liquor and wine selections, domestic, imported and local craft beers. During Sixers games, the club features a Bistro counter and ala carte seated dining as well as a rotating buffet with seasonal food stations. Guests will have a great view of the players entering the court from just outside the club! The Lexus Club is open before and after the game. During Flyers games an all-inclusive buffet features fan favorites including pizza and a build your own chicken cheesesteak station and is available at the opening of doors and continues to the start of the 3rd period.

CIGAR BAR

The Cigar Bar is featured on the club level and features state-of-the-art technology for enjoying sports and horse racing action. The Cigar Bar will be open two hours prior to, during, and at least one hour after each game. The bar features high end vodkas, bourbons, scotches, ryes and a variety of cigars for purchase. If you're not a member, sign up today and receive your own personal humidor. See how affordable a Cigar Bar Membership can be by calling 215-389-9545. Come early and stay late in the Cigar Bar!



THE CADILLAC GRILLE • P.J. WHELIHAN'S • THE LEXUS CLUB • CIGAR BAR • THE CADILLAC GRILLE • P.J. WHELIHAN'S • THE LEXUS CLUB • CIGAR BAR



P.J. WHELIHAN'S • THE LEXUS CLUB • CIGAR BAR • THE CADILLAC GRILLE • P.J. WHELIHAN'S • THE LEXUS CLUB • CIGAR BAR • THE CADILLAC GRILLE

SNIDERHOCKEY



The Ed Snider Youth Hockey Foundation, a registered 501(c)3 non-profit organization, is a cutting edge program that combines hockey with a rigorous off-ice life skills curriculum and supplemental educational services to teach kids the importance of hard work, honest effort, and the value of learning. The program operates 11 sites in the Greater Philadelphia area and nearby Camden, New Jersey providing services, including equipment, coaching, and tutoring to 3,000 diverse, under-resourced boys and girls **at no cost**.

Our participants put these lessons to work in school, in their homes, and in our community.

For more information on how you can assist, please call 215-952-4125 or email cbecht@esyhf.org.

Together, we can build a better future!



Snider Hockey

Building Lives and Uniting Communities.

Be sure to visit our website, www.esyhf.org, and to check us out on Facebook and Twitter!

PHILLY'S DINING &
ENTERTAINMENT DISTRICT

xfinity
Live!
PHILADELPHIA



COMCAST SPECTACOR

The
Cordish
Company

FREE PARKING ALL DAY WITHOUT STADIUM EVENT OR ONE HOUR AFTER LAST EVENT STARTS.

1100 Pattison Ave. | Philadelphia, PA 19148

xfinitylive.com | facebook.com/XFINITYLive | twitter.com/Xfinitylive

FOUNDING PARTNERS:



Your Destination Before, During and After the Game!

PLAN YOUR NEXT
PRIVATE EVENT
For more info go to xfinitylive.com

xfinity
Live!
PHILADELPHIA

NBC Sports ARENA



SPECTRUM
GRILL



2014-15 PHILADELPHIA FLYERS DIRECTORY

WELLS FARGO CENTER

3601 South Broad Street • Philadelphia, PA 19148

Phone 215-465-4500 • PR FAX 215-389-9403

www.philadelphiaflyers.com

EXECUTIVE MANAGEMENT

Chairman Ed Snider
President and COO, Comcast-Spectacor Dave Scott
President, Philadelphia Flyers Paul Holmgren
General Manager Ron Hextall
Senior Vice President Bob Clarke
Governor Ed Snider
Alternate Governors Paul Holmgren, Shawn Tilger
Phil Weinberg
COO, Business Operations Shawn Tilger
Executive Assistants Sharon Allison, Cheri Arnao
Ann Marie Nasuti

HOCKEY CLUB PERSONNEL

Assistant General Manager Barry Hanrahan
Head Coach Craig Berube
Assistant Coaches Gord Murphy, Joe Mullen
Ian Laperriere
Goaltending Coach Jeff Reese
Video Coach Adam Patterson
Director of Scouting Chris Pryor
Head Pro Scout Dave Brown
Pro Scouts John Chapman, Al Hill, Don Luce, Ilkka Sinisalo
College Scouts Ross Fitzpatrick, Wade Clarke
Amateur Scouts Mark Greig, Joakim Grundberg
Todd Harty, Ken Hoodkoff
Neil Little, Jack McIlhargey
Antero Niittymaki, Simon Nolet
Dennis Patterson, Nick Pryor
Vaclav Slansky
Scouting Consultant Bill Barber
Player Development Kjell Samuelsson, John Riley
Director of Team Services Bryan Hardenbergh
Manager of Hockey Analytics Ian Anderson
Executive Assistant Dianna Taylor
Administrative Assistant Jody Clarke

MEDICAL/TRAINING STAFF

Director of Sports Medicine /
Head Athletic Trainer Jim McCrossin
Assistant Athletic Trainer Sal Raffa
Strength & Conditioning Coach Ryan Podell
Massage Therapist Brad Smith
Team Physicians Peter DeLuca, M.D.;
Gary Dorshimer, M.D.; Guy Lanzi, D.M.D.;
Frank Brady, D.C.
Head Equipment Manager Derek Settemyre
Equipment Managers Harry Bricker, Anthony Oratorio
Assistant Equipment Trainer Mike Craytor

BUSINESS DEVELOPMENT DEPARTMENT

Vice President, Business Development Rob Johnson
Digital Media Coordinator Samantha Wood

COMMUNICATIONS DEPARTMENT

Senior Director, Communications Zack Hill
Director, Public Relations Joe Siville
Manager, Broadcasting & Media Services Brian Smith

CUSTOMER SERVICE DEPARTMENT

Vice President, Revenue Support Cindy Stutman
Director, Customer Service Lauren Pawlowski
Manager, Customer Service Courtney Sams
Customer Service Account Managers Steve Coskey,
Vincent Galasso,
Niles McFate,
Sean Naylor
Client Communications Manager Shannon Bowles
Client Communications Coordinator Beth Grass
Season Ticket Holder Programs/
Services Coordinator Amanda Perkins

FINANCE DEPARTMENT

Chief Financial Officer Angelo Cardone
Controller Judy Zdunkiewicz
Manager of Internal Reporting Tom Griendling
Staff Accountant Sara Bonner
Payroll Accountant / Accounting Clerk Renee Eiler /
Michele Dominic

MARKETING DEPARTMENT

Senior Director, Marketing Joe Heller
Senior Director, Game Presentation Anthony Gioia
Senior Manager, Community Relations Jason Tempesta
Manager, Youth & Amateur Hockey Rob Baer
Manager, Marketing Hung Tran
Game Presentation Coordinator Corinne Yamada
Ambassadors of Hockey Bob Kelly, Bernie Parent
Fan Relations Assistant Jerry Callahan
Producer/Director Artie Halstead
Graphics Designer / Video Editor Mike Cahill / Chris Shay
Public Address Announcer /
Anthem Singer Lou Nolan / Lauren Hart

TICKET SALES DEPARTMENT

Vice President, Sales Bryan Anton
Director, Ticket Sales Tim Gobs
Direct Marketing Coordinator Justine Pietnick
Ticket Sales Coordinator Samantha Clapp
Manager, Sales Dan Ryan
Manager, Client Development James Darlington
Account Executives Steve Greenblatt, Ben Schlegel,
Josh Wentz, Nick Marchesiello,
Brian Gatti, Ryan Pirrone
Client Development Executives Tony Sukanick,
Fran Walmsley, Owen Mullin,
Vicki Rees-Jones, Brendan Fuller
Sales Associates Kevin Leis, Jenna Matta,
Charlie Wanner, Chris McLendon

TICKETING DEPARTMENT

Vice President, Ticket Operations Cecilia Baker
Director, Ticketing Dan McGinnes
Ticket Office Manager Linda Fleischer
Asst. Ticket Office Manager Michael Snyder
Ticket Operations Coordinator Brian Hawkins

2014-15 PHILADELPHIA FLYERS DIRECTORY

ADVERTISING SALES DEPARTMENT

COMCAST-SPECTACOR CHARITIES

Vice President.....Linda Mantai
Finance Manager.....Lisa Cataldo
Account Executive, Sponsorship Sales.....Todd Fedoruk

FLYERS SKATE ZONE

Vice President, Rink Management & Development.....Pat Ferrill
Director of Business Development.....Jeremy Hall
Director of Retail Operations.....Ryan Costa
Chief Financial Officer.....Amy Hohenstein
Senior Staff Accountant.....Candy McKnight
Group Sales Representative.....Jerre Lieberman
Marketing Coordinator.....Brett Bruneteau
GM, Flyers Skate Zone at NE Philadelphia.....Roman Bussetti
GM, Virtua Health
Flyers Skate Zone at Pennsauken.....Jamie Oswald
GM, Virtua Center
Flyers Skate Zone at Voorhees.....Jay Freeman

COMCAST SPORTSNET PHILADELPHIA

Sr. Vice President & General Manager.....Brian Monihan
Group President, NBC Sports Group.....Jon Litner
Vice President of Marketing.....Cynthia Weiss
Vice President of Operations.....Scott Faccenda
Vice President of News Programming.....Michelle Murray
Vice President/ Executive Producer -
Live Events & Remote Production.....Shawn Oleksiak
Producer.....Bryan Cooper
TV Play-by-Play.....Jim Jackson
TV Color Commentary.....Keith Jones
TV Color Commentary.....Bill Clement
Rinkside Analyst.....Chris Therien
Radio Play-by-Play.....Tim Saunders
Radio Color Commentary.....Steve Coates

ADDITIONAL INFORMATION

Franchise Date..... June 5, 1967 (47th Season)
Home Ice, Seating Capacity.....19,541
Practice Facility.....The Virtua Center
Flyers Skate Zone, Voorhees, NJ
Minor League Affiliates.....Lehigh Valley Phantoms (AHL)
Reading Royals (ECHL)
TV Rightsholders.....Comcast SportsNet,
The Comcast Network (TCN)
Radio Rightsholder.....97.5 The Fanatic

PHILADELPHIA FLYERS MEDIA GUIDE

Editor.....Brian Smith
Editorial Assistants.....Zack Hill, Joe Sivilie
Photographers.....Getty Images, Len Redkoles,
Jack Cassidy, Bruce Bennett
Media Guide Design.....Courtland Winslow,
3601 Creative Group
Special Thanks To.....Rhyan Truett, Emily Aasand,
Michael Baratta, Brett Wall, Melissa Arthur,
Maggie Devine, Carly Zive,
Molly Brownstein, Ronnie Naples

© Philadelphia Flyers 2014

2014-15 PHILADELPHIA FLYERS

PAUL HOLMGREN PRESIDENT



Paul Holmgren was named president of the Philadelphia Flyers on May 7, 2014. Holmgren oversees both the business and hockey operations of the Flyers, reporting directly to Flyers Chairman Ed Snider. He begins his 36th season as a member of the Flyers organization.

Holmgren was promoted to president after serving eight seasons as the general manager of the Flyers, during which time the team posted an overall record of 307-234-73 (.559) and made six appearances in the Stanley Cup Playoffs, reaching the Eastern Conference Final in 2008 and the Stanley Cup Final in 2010.

Holmgren was named interim general manager on October 22, 2006 following the resignation of Bob Clarke. The interim tag was lifted on November 11, 2006 when he was named to the position on a permanent basis. Holmgren led the franchise through a turnaround following the 2006-07 season and then guided the Flyers through one of the most successful stretches in franchise history. The team made the playoffs in five consecutive seasons from 2008-2012, winning seven of the 12 playoff series it played during that time. The Flyers enjoyed back-to-back 47-win seasons in 2010-11 and 2011-

12, their most in a two-year period since 1985-87, and were the only team in the NHL to reach the second round of the playoffs (or further) in each of the three seasons from 2009-10 to 2011-12. The Flyers posted a 42-win season in 2013-14 and returned to the playoffs after a one-year absence.

In 2007-08, his first full season as general manager, Holmgren guided the Flyers to the best single-season rebound in the NHL that season. The club improved 39 points in the standings, posting a 42-29-11 record for 95 points after collecting just 56 points the year before. The Flyers returned to the Stanley Cup Playoffs and made an impressive run to the Eastern Conference Finals. Since the NHL expanded the playoffs to four rounds in 1980, the 2007-08 Flyers were only the second team to finish with the worst record in the NHL one season and reach the third round of the playoffs the next season (Detroit Red Wings in 1987). The 2007-08 Flyers were also the first team in 13 years to advance to the second round of the playoffs after finishing the previous season with the worst record in the league (San Jose Sharks in 1994).

Holmgren's 2009-10 team made one of the most remarkable runs in Flyers history. The Flyers compiled a regular season record of 41-35-6 for 88 points and qualified for the playoffs on the last day of the season. They then went on to dispatch New Jersey (ECQF, 4 games to 1), Boston (ECSF, 4 games to 3), and Montreal (ECF, 4 games to 1) to reach the Final against the Chicago Blackhawks. The Flyers followed up that Finals run with a 47-win season and a division title in 2010-11, and again posted a 47-win season in 2011-12 after Holmgren dramatically reshaped the team's roster during the offseason.

At the time of his promotion to general manager, Holmgren had served in various capacities in the Flyers front office for the previous 11 years. He re-joined the organization as a scout after he was replaced as the head coach of the Hartford Whalers on November 6, 1995, and was named director of pro scouting on December 30, 1995 when Bill Barber became the head coach of the Hershey Bears. Holmgren was named the director of player personnel on August 6, 1997 and was promoted to assistant general manager on June 14, 1999, a position he held for the next seven seasons.

Holmgren spent parts of four seasons (1992-93 through 1995-96) with the Hartford organization. He was named head coach of the Whalers on June 15, 1992 and added the general manager's duties prior to the 1993-94 season. He stepped down as head coach 17 games into the 1993-94 season to concentrate on his GM duties, but was re-appointed to the position on June 28, 1994 when Jim Rutherford was named the club's general manager. He compiled a record of 59-93-14 as Hartford's head coach.

Upon his retirement following the 1984-85 season, Holmgren was named an assistant coach with the Flyers and helped Mike Keenan guide the team to three playoff appearances, including a trip to the Stanley Cup Final in 1987. He was named head coach of the Flyers on June 1, 1988, becoming the first former Flyer to be named head coach of the team. Over four seasons as head coach, Holmgren compiled a record of 107-126-31.

Internationally, Holmgren has served as the assistant general manager of the 2006 U.S. Olympic Men's Ice Hockey Team and the general manager for the 2006 U.S. National Team at the IIHF World Championships. He also served as an assistant coach for Team USA at the 1998 Winter Olympic Games and at the 1996 World Cup of Hockey Tournament.

Holmgren played 527 games in the National Hockey League over 10 seasons with the Flyers and the Minnesota North Stars. He recorded 144 goals and 179 assists for 323 points while racking up 1,684 career penalty minutes. Holmgren was drafted from the University of Minnesota by the Flyers in the sixth round (108th overall) of the 1975 NHL Entry Draft and spent parts of eight seasons with the team. He helped the Flyers to the Stanley Cup Final in 1976 and was part of the club's historic 35-game undefeated streak and Stanley Cup Final appearance during the 1979-80 season. He was traded to the North Stars in exchange for Paul Guay and a third round pick in the 1985 NHL Entry Draft (Darryl Gilmour) on February 23, 1984. His Flyers totals include 138 goals and 171 assists for 309 points and 1,600 penalty minutes in 500 games over parts of nine seasons (1975-76 to 1983-84). His 1,600 penalty minutes with the Flyers are second all-time in club history.

Paul and his wife, Doreen, reside in Somerdale, New Jersey. He has four children: Jason, Kirsten, Wes, and Greta, and three grandchildren, Hannah, Noah and Mackenzie. Holmgren was born on December 2, 1955.

2014-15 PHILADELPHIA FLYERS

RON HEXTALL GENERAL MANAGER



Ron Hextall was named general manager of the Flyers on May 7, 2014. He enters his 20th season as a member of the Flyers organization.

Hextall's promotion to general manager came after serving the 2013-14 season as the team's assistant general manager and director of hockey operations. He returned to the Flyers in that role on July 15, 2013 after spending seven seasons with the Los Angeles Kings, where he held the title of vice president and assistant general manager.

During his time in Los Angeles, Hextall assisted in all facets of the Kings' hockey operations department while helping the team win the Stanley Cup in 2012. He also served as the general manager of the Manchester Monarchs, Los Angeles's primary affiliate in the American Hockey League. The Monarchs made the playoffs in six of their seven seasons under Hextall's watch, including a division title in 2007 and two trips to the AHL's Eastern Conference Finals.

Prior to joining the Kings, Hextall spent the previous seven seasons in the Flyers front office. He became a pro scout in 1999 upon his retirement as a player, and served in that role for three seasons before being promoted to director of pro player personnel in 2002. In his front office positions with the Flyers, Hextall was instrumental in the club's three Atlantic Division titles and two trips to the Eastern Conference Finals while the club averaged nearly 102 points per season.

Hextall played 11 years of his 13-year career with the Flyers, while also playing a year each with Quebec and the New York Islanders. He led the Flyers to the Stanley Cup Final in his rookie season of 1986-87, winning the Vezina Trophy as the NHL's top goaltender and the Conn Smythe Trophy as Most Valuable Player in the 1987 Stanley Cup Final, despite losing to the Edmonton Oilers in seven games. At the conclusion of Game 7, Hextall became just the fourth player in the then 23-year history of the trophy to win the award while being a member of the losing team in the Final. He was also named to both the NHL All-Rookie and NHL First All-Star Teams that season.

Hextall played for the Flyers until 1992 and then returned to Philadelphia from 1994 until his retirement in 1999. His second stint with the Flyers also included a trip to the Stanley Cup Final in 1997. He is the franchise's all-time leader among goaltenders in games played (489) and wins (240), while ranking third in shutouts (18). Hextall also owns several other Flyers franchise goaltending records, including an NHL-record 113 penalty minutes in 1988-89 and the all-time records for career points (28), career penalty minutes (476) and most career playoff wins (45) by a Flyers goalie.

A native of Brandon, Manitoba, Hextall was originally selected by the Flyers in the sixth-round (119th overall) of the 1982 NHL Entry Draft. He is the fourth Hextall to play in the NHL following his father, Bryan Jr., his grandfather, Hall of Famer Bryan, Sr., and his uncle Dennis, who played for the Kings during the 1969-70 season. His NHL career included a total of 608 regular season games, a 296-214-69 record including 23 shutouts, a 2.97 goals-against-average and a .895 save-percentage.

During his playing career, Hextall was known for being one of the first goalies to regularly leave the goalmouth and play the puck with his stick and for creative and unique designs on his goalie mask. On December 8, 1987, he became the first goaltender in the history of the NHL to score a goal by shooting the puck into the net as the Flyers defeated the Boston Bruins by a score of 5-2 at the Spectrum. On April 11, 1989, during a Flyers 8-5 playoff victory against the Washington Capitals at the Capital Centre, he collected his second career goal and became the first goalie to score a goal in an NHL playoff game.

Hextall and his wife Diane have four children – daughters Kristin and Rebecca and sons Jeffrey and Brett, who was drafted by the Phoenix Coyotes in the sixth-round of the 2008 NHL Entry Draft.

CRAIG BERUBE HEAD COACH



Craig Berube was named the 18th head coach in Flyers history on October 7, 2013. He posted a record of 42-27-10 in his first season as head coach and led the Flyers to a return to the Stanley Cup Playoffs.

Berube, 48 (12/17/65), is in his 18th overall season with the club. Before being promoted to head coach, he spent six seasons as a Flyers assistant coach, a position he had held since August 7, 2008. Berube also served as an assistant coach for most of the 2006-07 season. He has been a coach in the organization since 2004, when he was named the assistant coach of the Philadelphia Phantoms, the Flyers' American Hockey League affiliate. He served in that capacity for the 2004-05 and 2005-06 seasons, and was the head coach of the Phantoms for the first six games of the 2006-07 season and all of the 2007-08 season.

During the 2007-08 season, Berube posted a 49-29-5-3 record as head coach of the Phantoms, leading the team to a second-place finish in the East Division and a trip to the AHL's East Division Finals. He was originally named to that position on June 14, 2006. He was first named a Flyers assistant coach on October 23, 2006, and was re-appointed as the Phantoms head coach on June 4, 2007.

Berube's history with the Flyers dates back to March 19, 1986, when he was signed as a free agent after completing his junior year in the Western Hockey League. Over parts of seven seasons with the Flyers (1986-91, 1998-2000), Berube recorded 20 goals and 34 assists for 54 points and 1,138 penalty minutes in 323 regular season games. His 1,138 PIM ranks ninth on the Flyers' All-Time List.

Berube returned to the Flyers organization for a third time on November 18, 2003 when he signed with the Phantoms as a player. He recorded six assists and 134 penalty minutes in 33 regular season games for the Phantoms during the 2003-04 season, his 18th and final professional season, and became a player/assistant coach on January 29, 2004. He moved into a full-time coaching role the following year.

Over parts of 17 NHL seasons (1986-87 through 2002-03), Berube registered 61 goals and 98 assists for 159 points and 3,149 penalty minutes in 1,054 career regular season games for the Flyers, Toronto Maple Leafs, Calgary Flames, Washington Capitals and New York Islanders. His 3,149 career PIM ranks seventh in NHL history.

Berube and his wife, Rebecca, have three children – sons Jake and Nashota and daughter Charlotte.

2014-15 PHILADELPHIA FLYERS

GORD MURPHY ASSISTANT COACH



Gord Murphy enters his first season on the Flyers coaching staff. He was named an assistant coach on June 18, 2014.

Murphy is beginning his 12th season as an NHL assistant coach. He was most recently an assistant coach for the Florida Panthers, a position he held from July 6, 2010 until November 8, 2013. He entered the coaching ranks in 2002 with Columbus following his retirement as a player, and held that job until June 15, 2010.

Murphy was drafted by the Flyers in the 9th round (189th overall) of the 1985 NHL Entry Draft. After four seasons playing junior hockey in the Ontario Hockey League for the Oshawa Generals, he joined the Hershey Bears, then the Flyers' NHL affiliate, for the 1987-88 season and helped them to a Calder Cup championship.

Murphy made his NHL debut with the Flyers at the start of the 1988-89 season and helped the club reach the Wales Conference Finals that year. He spent 3½ seasons in Philadelphia, recording 31 goals and 97 assists for 128 points and 43 PIM in 261 games. He was traded to Boston along with Brian Dobbin and a 1992 third-round draft pick (Zerghi Zholtok) in exchange for Garry Galley and Wes Walz on January 2, 1992.

Murphy was selected by the Florida Panthers in the 1993 expansion draft by then-Panthers-GM Bob Clarke, who had brought him to Philadelphia. His best campaign was Florida's first season in 1993-94, when he notched a career-high 14 goals and 29 assists for 43 points in 84 games. He also played in 53 career Stanley Cup Playoff games, tallying 3 goals and 16 assists for 19 points and 35 penalty minutes. In 1996, he helped the Panthers win the Eastern Conference championship and advance to the Stanley Cup Finals.

Murphy was born in Willowdale, Ontario on Feb. 23, 1967. He and his wife Nicole have three children – sons Tyler and Connor and daughter Lexi. Connor Murphy was selected 20th overall by Arizona in the 2011 NHL Draft and made his NHL debut with the Coyotes on November 16, 2013.

IAN LAPERRIERE ASSISTANT COACH



Ian Laperriere enters his second season as a Flyers assistant coach. He was named to the post on October 7, 2013 after spending just over a year as the Flyers' director of player development, a position he officially took on June 29, 2012 following his retirement as a player.

Laperriere spent two seasons assisting the Flyers in a player development role while trying to return from the aftereffects of an injury suffered in the first round of the 2010 playoffs. He also remained active within the organization as a television analyst on Comcast SportsNet. Following the 2010-11 season, Laperriere won the Bill Masterton Memorial Trophy for his perseverance, sportsmanship, and dedication to hockey. He signed with the Flyers as a free agent prior to the 2009-10 season and appeared in all 82 games that year, as well as 13 playoff games as the club went to the Stanley Cup Final.

Over his 16 year NHL career, Laperriere played 1,083 games with the Flyers, St. Louis, NY Rangers, Los Angeles, and Colorado, finishing his career with 1,956 PIM – the career leader among active NHL players at the time of his retirement. He was originally selected by St. Louis in the seventh round (156th overall) of the 1992 NHL Entry Draft.

Laperriere and his wife Magali reside in Haddonfield, NJ with their sons Tristan and Zachary. Laperriere was born on January 19, 1974.

2014-15 PHILADELPHIA FLYERS

JOE MULLEN ASSISTANT COACH



Joe Mullen enters his eighth season with the Flyers as an assistant coach. He was named to the position on June 6, 2007.

Mullen joined the Flyers coaching staff after serving as an assistant coach with the Flyers' American Hockey League affiliate, the Philadelphia Phantoms, during the 2006-07 season. After starting the 2005-06 season as an assistant coach with Pittsburgh Penguins, he took over the head coaching position of the Penguins' AHL affiliate, the Wilkes-Barre/Scranton Penguins, in mid-season. He finished the season with a 28-16-3-5 mark. Prior to joining Wilkes-Barre/Scranton, he was an assistant coach for Pittsburgh for parts of six seasons (2000-01 to 2005-06).

A native of New York, NY, Mullen played 17 seasons in the NHL with the St. Louis Blues, Calgary Flames, Pittsburgh and Boston Bruins (1979-80, 1981-82 through 1996-97), recording 502 goals and 561 assists for 1,063 points and 241 penalty minutes in 1,062 regular season games. His 502 goals are fourth all-time among U.S.-born players. He was a member of three Stanley Cup Championship teams, with Calgary in 1989 and Pittsburgh in 1991 and 1992.

A three-time NHL All-Star, Mullen twice won the Lady Byng Trophy as "the player adjudged to have exhibited the best type of sportsmanship and gentlemanly conduct combined with a high standard of playing ability" (1987 and 1989). He was named to the NHL First All-Star Team following the 1988-89 season, after setting career highs for goals (51), assists (59) and points (110) in a season, while leading the league in plus/minus with a +51 rating.

In 1995, Mullen received the Lester Patrick Trophy "for outstanding service to hockey in the United States." He became the first American-born player to record 1,000 points when he picked up an assist on February 7, 1995, and became the first American to reach the 500-goal plateau on March 14, 1997. He was inducted into the Hockey Hall of Fame in his first year of eligibility in 2000, two years after his induction into the United States Hockey Hall of Fame (1998).

Mullen and his wife, Linda, have three sons, Ryan, Michael and Patrick, and a daughter, Erin. Mullen was born on February 26, 1957.

JEFF REESE GOALTENDING COACH



Jeff Reese enters his sixth season as the Flyers goaltending coach. He joined the Flyers in 2009 after 10 seasons with the Tampa Bay Lightning coaching staff, where he was responsible for working with all goaltenders in the Lightning organization, as well as assisting in the assessment of amateur goaltenders for the NHL Entry Draft. His time with the Lightning included their 2004 Stanley Cup championship.

Over parts of 11 seasons in the NHL with the Toronto Maple Leafs (1987-88 through 1991-92 and 1998-99), Calgary Flames (1991-92 to 1993-94), Hartford Whalers (1993-94 to 1995-96), Lightning (1995-96) and New Jersey Devils (1996-97), Reese posted a 53-65-17 record with a 3.66 goals-against average and five shutouts in 174 contests. In 11 appearances in the Stanley Cup Playoffs, he had a 3-5 mark with a 4.08 GAA.

Reese holds NHL records for most assists and most points by a goaltender in a single game, set when he had three assists for the Calgary Flames in a game against the San Jose Sharks on Feb. 10, 1993.

Reese was selected by Toronto in the fourth round (67th overall) in the 1984 NHL Entry Draft. He was born on March 24, 1966 in Brantford, Ontario.

ADAM PATTERSON VIDEO COACH



Adam Patterson enters his sixth season as video coach and his 13th overall year with the Flyers organization. He handles all video aspects of video used by the coaches and players, and is involved in pre-scouting upcoming opponents.

Patterson was promoted to his current position in 2009 after serving six years as the Flyers video coordinator. He spent the 2002-03 and 2004-05 seasons in the same capacity for the Philadelphia Phantoms, winning a Calder Cup with the team in 2005.

A native of Peterborough, Ontario, Patterson graduated from Eastern Michigan University with a degree in Communications and Video Production, while captaining the school's Ice Hockey Team for his final three years. He was a four-time CSHL All-Star and three-time Division 1 All-American. Prior to that Patterson played junior hockey in Stratford, Ontario and in Detroit for the Compuware Ambassadors. He is the son of former Flyer and current team scout Dennis Patterson.

Patterson and his wife Amy reside in Barrington, NJ with their three children – son Colin and daughters Mackenzie and Mya.

2014-15 PHILADELPHIA FLYERS

BOB CLARKE SENIOR VICE PRESIDENT



Bob Clarke enters his 43rd season as a member of the Flyers organization. He was named senior vice president on December 4, 2006. Previously, Clarke served as the general manager of the Flyers for just over 18 seasons (1984-1990, 1994-2006). He also carried the title of team president and general manager for nine seasons (1994-95 through 2002-03), and spent the 1992-93 season as a senior vice president.

During Clarke's time at the helm of the Flyers, the team compiled a 714-443-199 record, including 16 playoff appearances, three Eastern Conference Championships, three appearances in the Stanley Cup Final and eight division titles. As a player, Clarke led the Flyers to two Stanley Cup championships (in 1973-74 and 1974-75) and finished his playing career as the Flyers' all-time leading scorer with 1,210 points (358 goals and 852 assists) in 1,144 games over 15 seasons.

Clarke retired as a player following the 1983-84 season to become the fourth general manager in team history, taking over those duties on May 15, 1984. The Flyers went to the Stanley Cup Final twice in the first three years of Clarke's tenure, won three Patrick

Division championships, and made the playoffs five times.

On June 15, 1994, Clarke was named president and general manager of the Flyers, a dual role he held until giving up the president's duties in 2003. Clarke continued as general manager until stepping down on October 22, 2006. During his second run as general manager, the Flyers won five more division championships and advanced to the 1997 Stanley Cup Final, marking the fourth time that Clarke led a team to the Final as GM. He was named as The Sporting News' and The Hockey News' Executive of the Year for the 1994-95 season after the Flyers advanced to the Eastern Conference Finals and captured the Atlantic Division Championship. He was the first executive to win The Hockey News award in consecutive years with two different teams.

Prior to rejoining the Flyers, Clarke spent one season as vice president and general manager of the Florida Panthers, taking over the post with the expansion team on March 1, 1993. He was named The Sporting News' Executive of the Year for the 1993-94 season after the Panthers set an NHL record for points by a first-year team with 83. He was the first to win The Sporting News awards as rookie, player, and executive.

Clarke also spent two seasons as the vice president and general manager of the Minnesota North Stars, working in that capacity from June 8, 1990 through June 20, 1992. The North Stars made the playoffs in both seasons under Clarke's watch, including a surprising run to the Stanley Cup Final in 1991.

Internationally, Clarke served as general manager of the Canadian Olympic Team for the 1998 Winter Games in Nagano, Japan. He also served as one of four general managers for the victorious 1987 Team Canada squad in the Canada Cup Tournament.

Clarke played an unparalleled 15-year career in Philadelphia. He was drafted by the Flyers in the second round (17th overall) of the 1969 NHL Amateur Draft from Flin Flon of the WCJHL, and went on to become the Flyers' all-time leading scorer with 358 goals and 852 assists for 1,210 points in 1,144 games, averaging over a point per game (1.06) for his entire career. He is 42nd on the NHL's all-time regular season scoring list entering the 2010-11 season. He also recorded 42 goals and 77 assists for 119 points to rank as the Flyers' all-time leading playoff scorer. He was Flyers' captain from 1972-73 through 1978-79 and 1982-83 through 1983-84. During his career, he led the Flyers in scoring eight times, participated in nine NHL All-Star Games, was named to the NHL's First All-Star Team twice (1974-75 and 1975-76), and to the Second Team twice (1972-73 and 1973-74).

Clarke is the most decorated player in Flyers history. He was inducted into the Hockey Hall of Fame on June 15, 1987, and was a charter inductee, along with Bernie Parent, into the Flyers' Hall of Fame in March of 1988. He won the Hart Memorial Trophy as the NHL's Most Valuable Player three times (1972-73, 1974-75, and 1975-76). His other NHL awards include: the Bill Masterton Trophy for perseverance, sportsmanship and dedication to hockey (1971-72); the Lester Patrick Award for outstanding service to hockey in the United States (along with co-recipient Ed Snider, 1979-80); and the Frank J. Selke Trophy as the NHL's top defensive forward (1982-83). He was named Living Legend by the Philadelphia Sports Writers Association at their 2001 Awards Banquet. He also won the Philadelphia Sportswriters "Good Guy" Award in 1982-83, giving him the first clean sweep of PSA honors (Athlete of the Year in 1974 and Most Courageous Athlete in 1980).

Clarke was born on August 13, 1949, in Flin Flon, Manitoba. He and his wife, Sandy, reside in New Jersey and have four children – sons Wade and Luke and daughters Jody and Jakki. They also have seven grandchildren.

BARRY HANRAHAN ASSISTANT GENERAL MANAGER



Barry Hanrahan was named Assistant General Manager of the Flyers in August of 2006. He has worked for the club since 1997, first as director of team services and then as assistant to the general manager before being promoted to his current role. Hanrahan joined the Flyers after a six-year tenure with the Tampa Bay Lightning. He was involved in the start-up of the Lightning franchise beginning in January 1991 in preparation of their first NHL season of 1992-93.

Hanrahan graduated from Widener University School of Law in Delaware and also holds a Bachelor of Science degree from Florida Southern College, concentrating in sports management. While attending college, he interned with the Orlando Magic of the NBA during their inaugural season in 1989-90.

Hanrahan and his wife, Lisa, reside in Haddon Township, New Jersey, with their three sons, Jack, Ty and Cam, and their Labradoodle, Meatball.

CHRIS PRYOR DIRECTOR OF SCOUTING



Chris Pryor begins his 15th season with the Flyers and second as director of scouting. He was hired by the Flyers in the summer of 1999 as a US amateur scout, and served in that capacity until being promoted to the position of director of hockey operations in November of 2006. Pryor was named to his current position in July of 2013, which involves overseeing the scouting department with assistance from Dave Brown on the professional side and Dennis Patterson in the amateur ranks.

Prior to joining the Flyers, Pryor worked for the New York Islanders from 1992-1999 as a minor league coach (1992-94), scout (1994-99) and director of player development (1994-98). After retiring as a player early in the 1992-93 season with the Capital District Islanders (AHL), he stayed with Capital District as a full time assistant coach for the remainder of the season and then served as an assistant coach with the Salt Lake Golden Eagles (IHL) for the 1993-94 season.

Pryor played parts of six seasons in the NHL with the Minnesota North Stars and New York Islanders (1984-90). He also played for Salt Lake during the 1983-84 season and Capital District from 1990-92.

Chris and his wife, Joannie, have three children, Mike, Jena and Nick, and a granddaughter, Leighton.

2014-15 PHILADELPHIA FLYERS

DAVE BROWN **HEAD PRO SCOUT**




Dave Brown starts his ninth season with the Flyers front office, overseeing the organization's scouting of current NHL and minor league players. Prior to rejoining the Flyers in June 2006, Brown was a scout for the New York Rangers for eight seasons, serving as head professional scout for three years (2003-04 through 2005-06) and a pro scout for five seasons (1998-99 through 2002-03). Brown joined the Rangers after serving as an assistant coach for the Flyers for two seasons (1996-97 and 1997-98).

A native of Saskatoon, Saskatchewan, Brown played parts of 11 seasons with the Flyers, during which time he registered 39 goals and 39 assists for 78 points and 1,382 penalty minutes in 552 games. He is sixth on the team's All-Time List in penalty minutes.

Over a career of 14 seasons in the NHL (1982-83 through 1995-96) Brown recorded 45 goals and 52 assists for 97 points and 1,789 penalty minutes in 729 career games with the Flyers (1982-83 to 1988-89 and 1991-92 through 1994-95), Edmonton Oilers (1988-89 through 1990-91) and San Jose Sharks (1995-96). He won a Stanley Cup with the Oilers in 1990. Brown was selected by the Flyers in the seventh round (140th overall) of the 1982 NHL Entry Draft.

JIM MCCROSSIN **DIRECTOR OF SPORTS MEDICINE / HEAD ATHLETIC TRAINER**



Jim McCrossin begins his 17th season with the Flyers, and also spent seven seasons overseeing athletic training and strength & conditioning with the Philadelphia Phantoms. Prior to joining the Flyers, McCrossin served as the strength and conditioning coach of the Hartford Whalers during the 1995-96 season.

McCrossin previously worked with the Flyers as an athletic trainer with Pat Croce. He is a graduate of West Chester University and is a Certified Athletic Trainer (ATC) and Certified Strength and Conditioning Specialist (CSCS). He was also recently certified by the National Academy of Sports Medicine as a Corrective Exercise Specialist. McCrossin is a member of the National Athletic Trainers Association, the National Strength and Conditioning Association and the American Academy of Sports Medicine.

On January 28, 2014, McCrossin was honored by the Flyers and the Professional Hockey Athletic Trainers Society for working his 1,500th game in professional hockey. Jim has four children: Kevin, J.D., Danielle, and Luke. He and his wife, Robyn, reside in New Jersey.

2014-15 PHILADELPHIA FLYERS

RYAN PODELL **STRENGTH & CONDITIONING COACH**



Ryan Podell is entering his fourth season with the Flyers, currently serving as the strength and conditioning coach. He previously spent two seasons as the strength coach for the Adirondack Phantoms.

Prior to joining the Flyers organization, Podell worked in various roles with the Indianapolis Colts, the University of Notre Dame's football program, and at Cooper Speed and Strength in Tampa, Florida.

Podell earned his Bachelor's degree in Exercise Science and his Master's degree in Sports Performance from Ball State University, where he served two years as the graduate assistant strength and conditioning coach for the school's Olympic sports. He is also a licensed massage therapist (LMT), RKC, CSCS, and USAW certified. Podell is originally from Crawfordsville, IN.

SAL RAFFA **ASSISTANT ATHLETIC TRAINER**



Sal Raffa begins his ninth season as the assistant athletic trainer for the Flyers. He was promoted to the position in 2006 after spending two seasons with the Philadelphia Phantoms, where he was part of the team's Calder Cup championship in 2005.

A native of Norristown, Pennsylvania, Raffa attended Temple University in 2003 and holds a degree in sports medicine/athletic training. While at Temple, he worked with the men's basketball and football teams. He started his career in professional hockey as the athletic trainer for the Rockford IceHogs during the 2003-04 season.

Raffa is Certified and a member of the National Athletic Trainers Association (NATA). He is a Licensed Athletic Trainer in PA and NJ.

Raffa resides in Warrington, PA with his wife Holly and son Maximus.

2014-15 PHILADELPHIA FLYERS

DEREK SETTLEMYRE HEAD EQUIPMENT MANAGER



Derek Settlemyre enters his ninth season as head equipment manager for the Flyers and his 20th year with the organization. He was promoted to his current position in 2006 after serving as the head equipment manager for the Philadelphia Phantoms for 10 seasons. He spent two years as an assistant equipment manager with the Flyers and a year in the same role with the Florida Panthers before taking the head job with the Phantoms when the team was founded in 1996.

Settlemyre has an impressive international resume with Team USA, most recently serving as the co-head equipment manager at the 2010 Winter Olympics in Vancouver. He was also head equipment manager for Team USA at the 2007 World Championships, held in Moscow, Russia, and served as co-head equipment manager for Team USA at the 2006 World Championships in Riga, Latvia.

A native of High Point, North Carolina, Settlemyre graduated from Coker College in 1993 with a degree in fitness programming and played for the school's basketball and soccer teams. He resides in Philadelphia with his daughters, Peyton and Bryce.

HARRY BRICKER EQUIPMENT MANAGER



Harry Bricker begins his 15th consecutive season with the Flyers and his 18th overall, having served the same position from 1991-95. He began his career with the AHL's Hershey Bears, where he was assistant equipment manager from 1989 through 1991 while the team was the Flyers' AHL affiliate. In 1996, Bricker became the head equipment manager of the AHL's Kentucky Thoroughblades, a position that he held for three seasons. During the 1999-2000 season, Bricker was the assistant equipment manager for the Stanley Cup Champion New Jersey Devils.

Harry is single and resides in Voorhees, New Jersey.

ANTHONY ORATORIO EQUIPMENT MANAGER



Anthony "Rock" Oratorio is in his 30th season of service with the Flyers training staff and his 18th full-time.

Prior to joining the Flyers on a full-time basis, Rock served in a variety of capacities for the Flyers training staff. He began his career in hockey as a stickboy with the Philadelphia Firebirds of the North American Hockey League. Rock served as an assistant equipment manager for the 1996

World Cup in Philadelphia, the 1997 NHL All-Star Game in San Jose and the 2000 NHL All-Star Game in Toronto.

He is single and resides in South Philadelphia.

SHAWN TILGER CHIEF OPERATING OFFICER



Shawn Tilger was named Chief Operating Officer of Business Operations on February 6, 2014. He is entering his 12th season overseeing all facets of the Flyers' business operations, including marketing, broadcasting, communications, finance, budgeting, community relations, fan development, ticket sales, game presentation, customer service, digital media, publicity, and merchandising functions. His responsibilities include generating new revenue streams and leveraging partnerships for the Flyers and their parent company, Comcast-Spectacor. He also serves as an alternate governor of the Flyers on the National Hockey League's Board of Governors.

The Flyers have enjoyed tremendous growth on the business side of the organization and have been consistently ranked among the NHL's leaders in sales, marketing, public relations and community efforts. The team has set numerous franchise attendance records several times over, including a new regular-season attendance record (837,754) in 2011-12 and a new single-season attendance record (1,020,699 – regular season plus playoffs) in 2009-10.

The Flyers enter the 2014-15 season with a sellout streak of 150 home games, and in 2013-14 set a new franchise record for home games at the Wells Fargo Center (19,839) for the fourth consecutive season.

The Flyers have also embarked on many new customer-oriented initiatives, including stored value ticketing, a secondary ticket marketplace, unique ways to gather feedback from season ticket holders, and other popular features. The team's community outreach programs, including the Flyers School Assembly Program and Hooked on Hockey clinics, have reached hundreds of thousands of children. The public relations department won the Professional Hockey Writer's Association's Dick Dillman Award as the top staff in the Eastern Conference in 2011-12 and has been a finalist for the award for seven consecutive years. The club has also created a digital media department to oversee mobile app development and its use of social networking, which comes as the Flyers surpassed one million social media followers during the 2012-13 season and saw a 30% increase in fans joining the team's email marketing database.

Tilger was a 2010 recipient of the Street & Smith's Sports Business Journal Forty under 40 Award, given each year to 40 of the top sports executives under the age of 40. The publication also previously recognized him as one of its "Five People to Know in Ticketing."

Tilger previously served as Vice President of Marketing and Director of Marketing for Comcast-Spectacor, overseeing marketing, public relations and sales of family events and concerts at the Wells Fargo Center and the Spectrum. Prior to joining Comcast-Spectacor, Tilger was the regional marketing manager for the Harlem Globetrotters.

A native of Beverly, New Jersey, Tilger received an M.A. in Sports Management from Springfield College and a B.A. in Government and Law from Lafayette College. Tilger resides in Moorestown, NJ with his wife Erika, daughter Ava, and son Gavyn.

CINDY STUTMAN VICE PRESIDENT OF REVENUE SUPPORT



Cindy Stutman is in her 12th season with the Flyers. She was promoted to the position of Vice President of Revenue Support in July of 2014. In her role, she is responsible for the execution of all customer service and support initiatives related to ticket sales, ad sales, digital media, ticket operations and ticket technology. Stutman joined the Flyers in 2003 as a customer service manager. Prior to joining the Flyers, she was a customer service manager with the Philadelphia 76ers for five seasons.

Stutman graduated from the University of Massachusetts-Amherst with a Bachelor of Science degree in Marketing and Sport Management. She is single and resides in Philadelphia.

BRYAN ANTON VICE PRESIDENT OF SALES



Bryan Anton was named Vice President of Sales for the Flyers in February of 2013. He is responsible for revenue generation through Flyers individual, season, and group ticket packages.

Anton originally joined the Flyers as a sales associate in January of 2004. He spent the 2004-2005 season working for the Philadelphia 76ers as a Corporate Sales Manager, where he was responsible for building and managing an Inside Sales staff. Anton went on to hold the positions of Director of Sales and later Director of Client Development for the Flyers before being promoted to his current position.

Anton graduated from Clemson University in 2003 with a bachelor's degree in sports marketing. He resides in Philadelphia.

2014-15 PHILADELPHIA FLYERS

ANGELO CARDONE **CHIEF FINANCIAL OFFICER**



Angelo Cardone joined the Flyers as Chief Financial Officer in January of 2009.

Cardone heads the Flyers finance and accounting operations, including planning and forecasting, financial reporting, cash management, accounts payable, accounts receivable and all payroll functions. Cardone also oversees the finances and accounting for Comcast Spectacor Charities and the Flyers Skate Zone properties.

A native of Cherry Hill, NJ, Cardone has 22 years of experience in various finance and accounting roles. Prior to joining the organization, Cardone spent nine years at Live Nation, most recently serving as vice president of finance for Live Nation Philadelphia / DC / Carolinas. A graduate of Widener University, Cardone and his wife, Valerie, and daughters, Alexa and Rachael, reside in Voorhees, NJ.

ZACK HILL **SR. DIRECTOR OF COMMUNICATIONS**



Zack Hill has been with the Flyers organization since 1993, serving as the team's media relations manager, public relations director and now senior director of communications. He oversees all aspects of the team's public relations and media relations efforts.

Under Hill's direction, the Flyers PR staff won the 2011-12 Dick Dillman Award for the Eastern Conference, given annually by the Professional Hockey Writer's Association to the top PR staff in each NHL conference. Hill and his staff have been finalists for the award for seven consecutive seasons since 2007-08.

Prior to joining the Flyers, Hill was the public relations director for the Philadelphia 76ers from 1989-93 and assistant public relations director from 1987-89. He joined the 76ers as an intern in January 1987.

Hill holds a Bachelor of Science degree from West Virginia University. He resides in Ridley Park, Pennsylvania.

CECILIA BAKER **VICE PRESIDENT OF TICKET OPERATIONS**



Cecilia Baker joined the Flyers in February of 1975 and is currently the vice president of ticket operations, a position to which she was promoted in September 2002. Baker oversees all aspects of the Flyers ticket office.

Baker has held various positions with the club over the past 38 years, including director of ticket operations, ticket manager and assistant ticket manager. Baker also worked in the ticket office of the Philadelphia Eagles from 1967 through 1975.

She is single and resides in Philadelphia.

2014-15 PHILADELPHIA FLYERS

PAT FERRILL VICE PRESIDENT OF RINK MANAGEMENT & DEVELOPMENT



Pat Ferrill, the Vice President of Rink Management and Development for Comcast-Spectacor, has led the Flyers Skate Zone Division for the company since 1998. Ferrill was previously the manager of business development for the National Hockey League. Ferrill is also a proud member of the Board of the Ed Snider Youth Hockey Foundation.

Ferrill has 30 years of coaching experience at all levels of youth hockey, and also spent six seasons as the head men's varsity ice hockey coach at Villanova University. He has earned Master Level accreditation in the USA Hockey Coaching Education Program, and has coached within the USA Hockey Atlantic District Player Development Program since 1995.

Ferrill is the President of Team Comcast, the Tier I "AAA" youth hockey club that has had much success over the last few years both on the ice and with players moving on to higher levels. He also currently serves as the President of the newly formed Philadelphia Flyers Junior A Hockey Club. He has served as the assistant coach and team leader for the US National Team at the 1999 Spring InLine Hockey Cup in Helsinki, Finland, and was also the head coach of the National Junior Team for the 1998 InLine Hockey Junior World Championships. Previously, Ferrill served from 1995 to 2011 as the National Coach-in-Chief for USA Hockey Inline.

Ferrill has also served as an Atlantic District Director for USA Hockey and on USA Hockey's Youth Council. In addition to these responsibilities, Ferrill sits on the Board of Directors for Serving The American Rinks (STAR), a national facilities association established as a joint-venture by USA Hockey and United States Figure Skating to deliver educational training programs to the ice rink industry.

Ferrill received his MBA from Villanova University in 1993 and an undergraduate degree in Accounting and Finance from Drexel University in 1987.

ROB JOHNSON VICE PRESIDENT OF BUSINESS DEVELOPMENT



Rob Johnson joined the Flyers as Vice President of Business Development in 2013. He is responsible for development of revenue streams including sponsorship, digital media, and team integration with XFINITY Live! Philadelphia.

Prior to joining the Flyers, Rob was Vice President of Marketing for XFINITY Live!, overseeing the opening and ongoing marketing strategy for one of the most successful dining & entertainment districts in North America. Rob previously held marketing positions with the Flyers from 2008 to 2011.

A graduate of Marietta College, Rob began his career as the Marketing Coordinator for the Jacksonville Jaguars (NFL). While in Jacksonville, he earned his MBA from the Davis College of Business at Jacksonville University.

A native of Margate, New Jersey, Rob currently resides in Center City, Philadelphia.

2014-15 PHILADELPHIA FLYERS

HOCKEY CLUB PERSONNEL



Bryan Hardenbergh
Director,
Team Services



Ian Anderson
Manager of
Hockey Analytics



Dianna Taylor
Executive Assistant



Jody Clarke
Administrative
Assistant



Mike Craytor
Assistant
Equipment Trainer

SCOUTING STAFF



Wade Clarke



Ross Fitzpatrick



Mark Greig



Joakim Grundberg



Todd Hearty



Al Hill



Ken Hoodikoff



Neil Little



Don Luce



Jack McIlhargey



Antero Niittymaki



Simon Nolet



Dennis Patterson



Nick Pryor



Ilkka Sinisalo



Vaclav Slansky



Bill Barber
Scouting Consultant



John Riley
Player Development



Kjell Samuelsson
Player Development

2014-15 PHILADELPHIA FLYERS

MEDICAL STAFF



Peter Deluca, M.D.



Gary Dorshimer, M.D.



Guy Lanzi, D.M.D.



Frank Brady, D.C.

EXECUTIVE STAFF



Sharon Allison
Executive Assistant



Cheri Arnao
Executive Assistant



Ann Marie Nasuti
Executive Assistant

COMMUNICATIONS DEPARTMENT



Zack Hill
Senior Director,
Communications



Joe Siville
Director,
Public Relations



Brian Smith
Manager,
Broadcasting &
Media Services

2014-15 PHILADELPHIA FLYERS

CUSTOMER SERVICE DEPARTMENT



Cindy Stutman
Vice President,
Revenue Support



Lauren Pawlowski
Director,
Customer Service



Courtney Sams
Manager,
Customer Service



Shannon Bowes
Manager, Client
Communications



Beth Grass
Client Communications
Coordinator



Stephen Coskey
Customer Service
Account Manager



Vincent Galasso
Customer Service
Account Manager



Niles McFate
Customer Service
Account Manager



Sean Naylor
Customer Service
Account Manager

FINANCE DEPARTMENT



Angelo Cardone
Chief Financial Officer



Judy Zdunkiewicz
Controller



Sara Bonner
Staff Accountant



Renee Eiler
Payroll Accountant



Michele Dominic
Accounting Clerk



Tom Griendling
Manager of
Internal Reporting

2014-15 PHILADELPHIA FLYERS

MARKETING DEPARTMENT



Joe Heller
Senior Director
of Marketing



Anthony Gioia
Senior Director,
Game Presentation



Rob Baer
Manager, Youth &
Amateur Hockey



Jason Tempesta
Senior Manager
Community Relations



Hung Tran
Manager,
Marketing



Artie Halstead
Producer/Director



Mike Cahill
Graphics Designer



Chris Shay
Video Editor



Bob Kelly
Ambassador of
Hockey



Jerry Callahan
Fan Relations
Assistant



Corinne Yamada
Game Presentation
Coordinator



Bernie Parent
Ambassador



Lou Nolan
Public Address
Announcer



Lauren Hart
Anthem Singer

2014-15 PHILADELPHIA FLYERS

TICKETING DEPARTMENT



Cecilia Baker
Vice President,
Ticket Operations



Dan McGinnes
Director, Ticketing



Linda Fleischer
Ticket Office Manager



Michael Snyder
Assistant Ticket Office
Manager



Brian Hawkins
Ticket Operations
Coordinator

TICKETING SALES DEPARTMENT



Bryan Anton
Vice President,
Sales



Tim Gobs
Director, Ticket Sales



Justine Pletnick
Direct Marketing
Coordinator



Samantha Clapp
Ticket Sales
Coordinator



Dan Ryan
Manager,
Sales



James Darlington
Manager,
Client Development



Steve Greenblatt
Account Executive



Ben Schlegel
Account Executive



Josh Wentz
Account Executive



Nick Marchesiello
Account Executive



Brian Gatti
Account Executive



Ryan Pirrone
Account Executive



Tony Sukanick
Client Development
Executive



Fran Walmsley
Client Development
Executive



Owen Mullin
Client Development
Executive



Brendan Fuller
Client Development
Executive



Vicki Rees-Jones
Client Development
Executive

SALES ASSOCIATES

Kevin Leis, Jenna Matta, Charlie Wanner, Chris McLendon

2014-15 PHILADELPHIA FLYERS

BUSINESS DEVELOPMENT



Rob Johnson
Vice President of
Business Development



Samantha Wood
Digital Media
Coordinator

FLYERS WIVES CHARITIES



Linda Mantai
Vice President



Lisa Cataldo
Finance Manager

PREMIUM SERVICES DEPARTMENT



Graig Selgrath
Director, Premium
Services



Eric Stiles
Membership Manager,
Cadillac Grille



Chad Cavanaugh
Manager,
Premium Services



Chris Grimm
Membership Sales
Executive



Katie Porco
Customer Service
Representative



Stephanie Nassib
Customer Service
Representative

2014-15 PHILADELPHIA FLYERS

PREMIUM SEATING DEPARTMENT



Fran Cassidy
Vice President,
Premium Seating



Jimmy Dunk
Director,
Premium Seating



Julie Battista
Inventory and
Finance Coordinator



Brigid Curran
Administrative
Assistant



Megan Wiseman
Marketing Coordinator



Ben Davis
Sales Executive



Matt Kane
Sales Executive



Jim Nelson
Sales Executive



Pat Ryan
Sales Executive

ADVERTISING SALES DEPARTMENT



Bo Koelle
Vice President
of Sales



Mike Garrity
New Business
Development Manager



John Braun
National Sales
Manager



Andrew Humphreys
Local Sales
Manager



Joe Watson
Senior Account
Executive



Michael O'Connor
Senior Account
Executive



Ray Lyons
Senior Account
Executive



Rich Rodowicz
Senior Account
Executive



Bryan Collins
Senior Account
Executive

2014-15 PHILADELPHIA FLYERS

ADVERTISING SALES DEPARTMENT [CONTINUED]



Rachel Matreale
Account Executive



Caitlin McKinney
Account Executive



Greg Mitchell
Account Executive



Carolina Pugh
Account Executive



Sheri Wade
Account Executive



Amanda McDonald
Digital Account Executive



Jacqueline Halligan
Sponsorship Manager



Shannan Archer-Baumann
Manager of On-Air Media



Laura Gehring
Client Services Manager



Tim Daniels
Client Services Manager



Amanda Clark
Client Services Manager



Michael Gerst
Manager, Revenue Assurance

COMCAST SPORTSNET



Brian Monihan
Sr. Vice President & General Manager



Jon Litner
President, Comcast Sports Group & Versus



Cynthia Weiss
Vice President of Marketing



Scott Faccenda
Vice President of Operations



Michelle Murray
Vice President of News Programming



Shawn Oleksiak
Sr. Executive Producer Live Events & Remote Production



Bryan Cooper
Producer

2014-15 FLYERS BROADCASTERS

JIM JACKSON **PLAY-BY-PLAY ANNOUNCER**



Jim Jackson begins his 21st season as a Flyers broadcaster and his 19th as the club's television play-by-play announcer. He is a six-time Mid-Atlantic Emmy Award winner for Sports Play-By-Play/Color Commentary and twice a winner for Best Live Sports Coverage Series. He was selected as the 2011 Pennsylvania Broadcaster of the Year by the National Sportscasters & Sportswriters Association. For the past eight years, Jackson has also been a member of the broadcast team on the Philadelphia Phillies radio network.

Jackson joined the Flyers in 1993 as the team's radio play-by-play voice and served in that role for two seasons (1993-94 & 1994-95) before moving over to the TV side. He came to the Flyers after spending the previous six years doing play-by-play for the Utica Devils, formerly the New Jersey Devils' American Hockey League affiliate. He also served as sports director for WTLB (AM) Radio in Utica, New York, and was the play-by-play broadcaster for the Utica Blue Sox (New York Penn League, Class "A" Baseball).

In 2004, Jackson wrote the book titled *Walking Together Forever: The Broad Street Bullies, Then and Now*, which chronicled the members of the 1974 and 1975 Flyers Stanley Cup teams and gave an update on their present-day activities.

Jackson graduated from Syracuse University in 1985 with a degree in Broadcast Journalism, where he handled the play-by-play duties for the university's football, basketball, and lacrosse teams. He is a native of Utica and currently resides in Gloucester Township, New Jersey, with his wife, Bernadette, and their two children, daughter Deanna and son Johnny.

CHRIS THERIEN **COLOR ANALYST**



Chris Therien enters his first season as the between-the-glass, ice-level analyst for Comcast SportsNet. Therien joins the CSN TV crew after spending six seasons as the color analyst for Flyers radio broadcasts, prior to which he was an analyst on Comcast SportsNet's Post-Game Live show which follows Flyers games. In addition, Therien was a part-time member of SportsRadio 94 WIP's Morning Show, as well as the Glen Macnow Show.

Therien played 11 seasons for the Flyers during two different stints (1994-95 to 2003-04 & 2005-06), recording 29 goals and 130 assists for 159 points and adding 583 penalty minutes in 753 regular season games. He also played 11 games for the Dallas Stars during the 2003-04 season.

Therien's 753 regular season games as a Flyer are the most for a Flyers defenseman and are fourth overall on the team's All-Time List. He was a member of the Canadian Olympic Team that won the Silver Medal at the 1994 Winter Olympic Games in Lillehammer, Norway. Prior to turning professional, he attended Providence College for three years before joining the Canadian National Team after his junior year at Providence. Therien was drafted by the Flyers in the third round (47th overall) of the 1990 NHL Entry Draft.

Outside of hockey, Therien is an assistant vice president of marketing for Chicago Title Company, a real-estate services firm. He is actively involved with the Trillium Gift of Life Foundation in Canada, which supports organ donation, and is involved with the ALS Hope Foundation and various other charity endeavors. Therien resides in Marlton, New Jersey, with his wife, Diana, and their four children – daughters Isabella, Ava and Alexa and son Christopher.

2014-15 FLYERS BROADCASTERS

KEITH JONES COLOR ANALYST



Keith Jones starts his ninth season as an in-booth color analyst for Flyers telecasts. He is also a national studio analyst for NBC's NHL coverage, and has served in that role on a national stage during the NHL Winter Classic and the Stanley Cup Final for the past four seasons. In addition to his work on Comcast SportsNet and NBC, Jones also is a member of SportsRadio 94 WIP's Morning Show. Prior to joining the Flyers' game broadcast team, Jones served as an analyst Comcast SportsNet's Post Game Live and Facing Off segments for six seasons.

Jones retired from professional hockey after a nine-year NHL career on November 21, 2000 due to a knee injury. He recorded 117 goals and 141 assists for 258 points and 765 penalty minutes in 491 career regular season games with the Washington Capitals (1992-93 to 1996-97), Colorado Avalanche (1996-97 to 1998-99) and the Flyers (1998-99 through 2000-01). He was acquired by the Flyers from Colorado in exchange for Shjon Podein on November 12, 1998. He registered 27 goals and 47 assists for 74 points and 164 penalty minutes in 131 games as a Flyer.

Jones was drafted by the Capitals in the seventh round (141st overall) of the 1988 NHL Entry Draft following a four-year career at Western Michigan University. He resides in Shamong, New Jersey with his wife, Laura, and their daughter, Adrian.

BILL CLEMENT COLOR ANALYST



Bill Clement returns for his 11th season as a color commentator on Flyers telecasts. He was the TV color analyst for the Flyers from 1989-1992 and rejoined the club's broadcast team in 2007. A member of both of the Flyers' Stanley Cup championship teams, Clement was also a two-time NHL all-star over his 11-year NHL career with the Flyers, the Washington Capitals and the Flames, both in Atlanta and Calgary.

Clement was the lead color analyst for ESPN's National Hockey Night broadcasts for 15 years. He has also been a studio host for NBC and VERSUS, and has worked as a broadcaster at five Olympic Games. His other broadcast credits include ABC and TNT in the US and CTV, CBC, Rogers Sportsnet and Sirius-XM Radio in Canada.

In addition to his hockey broadcasting career, Clement is also a critically acclaimed speaker, actor and entrepreneur. He has worked on the ABC daytime drama All My Children and done more than 300 television ads for clients such as Chevrolet, Bud Light and Deep Woods Off. He has also provided one of the commentator voices on the EA Sports NHL video games.

TIM SAUNDERS PLAY-BY-PLAY ANNOUNCER



Tim Saunders enters his 17th season as the play-by-play announcer for Flyers radio. He also served as the television play-by-play announcer for the Philadelphia Phantoms for eight seasons.

Saunders joined the Flyers in 1997 after spending two seasons as the play-by-play broadcaster and the Director of Broadcasting for the Cleveland Lumberjacks of the International Hockey League. In that role, Saunders was responsible for all facets of the team's radio and television involvement, including the simulcasts of the Lumberjacks' 20-game television package on Fox Sports Pittsburgh and SportsChannel of Ohio.

A native of Grosse Pointe, Michigan, Saunders began his hockey career as the cable television voice of the Muskegon Fury of the Colonial Hockey League in 1992-93. He then spent two seasons as a broadcaster for the Tulsa Oilers of the Central Hockey League (1993-94 & 1994-95) before moving to Cleveland. Prior to his hockey work, Saunders was the sports director at WOOD Radio in Grand Rapids, Michigan for 10 years.

Tim and his wife, Margie, have two children – daughter Katie and son Steven – and reside in Somerdale, New Jersey.

STEVE COATES RINKSIDE ANALYST



Steve Coates is a 32-year veteran of the Flyers broadcast team. He is returning to the Flyers radio booth this season as color analyst for broadcasts on 97.5 the Fanatic and 93.3 WMMR.

A former right wing who appeared in five games with the Detroit Red Wings during the 1976-77 season, Coates has filled several roles with the Flyers since retiring as a player in 1980, when he joined Gene Hart in the Flyers radio booth. His work has ranged from radio color commentary to studio host on Flyers telecasts on both WTAF-TV (Channel 29, 1984 through 1986) and WGBS-TV (Channel 57, 1987 through 1991). He served as the radio color analyst on WIP-AM for six seasons before being named the rinkside reporter for Comcast SportsNet telecasts, a position he held for 16 seasons. Coates has won a Mid-Atlantic Emmy (2000 & 2004) for Best Live Sports Coverage Series and has also served as the television color commentator for Philadelphia Phantoms and Flyers Cup telecasts during his career.

Coates played professional hockey for eight different clubs from 1973 through 1980, including his time with the Red Wings in 1976-77. He has also played for the Des Moines Capitals (IHL, 1973-74); Richmond Robins (AHL, 1974-76); Springfield Indians (AHL, 1976-77); Kansas City Red

Wings (CHL, 1977-78); Maine Mariners (AHL, 1978); and the Philadelphia/Syracuse Firebirds (AHL, 1978-80). He is a 1973 graduate of Michigan Tech University with a degree in Business Administration.

Steve and his wife, Lynn, reside in Egg Harbor Township, New Jersey. He has a stepdaughter, Kerrie Lynne, who is a pharmacist living in Galloway, New Jersey, with her husband, Keith.

2014-15 PHILADELPHIA FLYERS

K ALLEN MEMORIAL PAGE

2014  2015
FLYERS

42 JASON AKESON



RIGHT WING

BIRTHDATE: June 3, 1990 | **BIRTHPLACE:** Ottawa, Ontario

HEIGHT: 5'10" | **WEIGHT:** 190 | **SHOOTS:** Right | **SEASON:** 3rd NHL, 3rd Flyers

ACQUIRED: Free Agent – signed March 2, 2011

2013-14

Appeared in all seven games during the Eastern Conference Quarterfinals, recording two goals and an assist... Scored his second point in his second NHL game with an assist on April 13 vs. CAR... appeared in 70 games for Adirondack, recording 24 goals and 40 assists for 64 points to lead the team in scoring for the third consecutive year... recorded five three-point games on the season, including a hat trick April 6 vs. Albany... recorded 15 points (8G, 7A) in 12 games during the month of January... posted 13 points (5G, 8A) during a nine-game scoring streak from Jan. 25 – Feb. 14... posted 12 points (7G, 5A) during an eight-game scoring streak from Dec. 28 – Jan. 17, including a four-game goal-scoring streak (5G) from Jan. 10-17... Started season with three-game assist streak (4A in 3GP).

CAREER

2012-13: Made his NHL debut and scored his first NHL goal on his second shift on April 27 vs. OTT... appeared in 62 games for Adirondack, leading the team in scoring (20G, 33A, 53P)... started the season with Trenton (ECHL) and appeared in 14 games before being called up to Adirondack... **2011-12:** Led the Phantoms with 41 assists... also scored 14 goals for a total of 55 points in 76 games... recorded four assists on Feb. 19 at Manchester... recorded 10 points (5G, 5A) in 10 games during December, including three multi-point games. **2010-11:** Co-led the Ontario Hockey League with 108 points (24G, 84 A) in his final season with the Kitchener Rangers and led the league in assists (84)... named the league's Most Gentlemanly Player, recording only 23 PIM... Was awarded the OHL's Leo Lalonde Trophy as the league's top over age player. **2009-10:** Recorded 80 points in 56 regular season games and an additional 19 points in 20 playoff games... **2008-09:** Played in first full OHL season... registered 64 points in 56 games and was named to the league's Second All-Rookie team... **2007-08:** Played in 13 games for the Rangers (OHL) and registered 2 points... **2007-08:** Led Cumberland with 43 assists... **2006-07:** Appeared in 54 games with the Cumberland Grads (CJHL) and led the team in scoring (17-36=53).

STATISTICAL CAREER HIGHS

	FLYERS	CAREER
MOST GOALS (GAME)	1 (vs. OTT, 4/27/13)	1 (vs. OTT, 4/27/13)
MOST ASSIST (GAME)	1 (vs. CAR, 4/13/14)	1 (vs. CAR, 4/13/14)
MOST POINTS (GAME)	1 (vs. OTT, 4/27/13)	1 (vs. OTT, 4/27/13)
MOST GOALS (SEASON)	1 (2013-14)	1 (2013-14)
MOST ASSIST (SEASON)	1 (2013-2014)	1 (2013-2014)
MOST POINTS (SEASON)	1 (TWO TIMES)	1 (TWO TIMES)
LONGEST GOAL-SCORING STREAK	1 (vs. OTT, 4/27/13)	1 (vs. OTT, 4/27/13)
LONGEST ASSIST-SCORING STREAK	1 (vs. CAR, 4/13/14)	1 (vs. CAR, 4/13/14)
LONGEST POINT-SCORING STREAK	1 (vs. OTT, 4/27/13)	1 (vs. OTT, 4/27/13)

42 JASON AKESON

CAREER RECORD

YEAR	TEAM	LEAGUE	REGULAR SEASON										PLAYOFFS		
			PP	SH	GW	S	S%	+/-	TF	F%	MIN	PP	SH	GW	
2007-08	Kitchener	OHL	0	0	0	-	-	-1	-	-	-	-	-	-	-
2008-09	Kitchener	OHL	5	1	3	-	-	5	-	-	-	-	-	-	
2009-10	Kitchener	OHL	7	1	7	-	-	8	-	-	-	1	0	4	
2010-11	Kitchener	OHL	7	1	0	-	-	20	-	-	-	0	0	0	
2011-12	PHANTOMS	AHL	7	0	3	177	7.9	-9	-	-	-	-	-	-	
2012-13	FLYERS	NHL	0	0	0	2	50	2	0	0	12:23	--	--	--	
	Trenton	ECHL	1	0	1	42	4.8	-5	-	-	-	-	-	-	
	PHANTOMS	AHL	11	1	3	152	13.2	-6	-	-	-	-	-	-	
2013-14	FLYERS	NHL	0	0	0	2	0	1	0	0	13:22	1	0	0	
	PHANTOMS	AHL	7	3	0	204	8.5	-17	-	-	-	-	-	-	
	OHL TOTALS		19	3	10	0	0	32	0	0	0	1	0	4	
	ECHL TOTALS		1	0	1	42	4.8	-5	-	-	-	-	-	-	
	AHL TOTALS		25	4	6	533	29.6	-32	0	0	0	0	0	0	
	NHL TOTALS		0	0	0	4	25	2	0	0	12:52	--	--	--	

MISCELLANEOUS STATS

YEAR	TEAM	LEAGUE	REGULAR SEASON										PLAYOFFS		
			PP	SH	GW	S	S%	+/-	TF	F%	MIN	PP	SH	GW	
2007-08	Kitchener	OHL	0	0	0	-	-	-1	-	-	-	-	-	-	
2008-09	Kitchener	OHL	5	1	3	-	-	5	-	-	-	-	-		
2009-10	Kitchener	OHL	7	1	7	-	-	8	-	-	-	1	0	4	
2010-11	Kitchener	OHL	7	1	0	-	-	20	-	-	-	0	0	0	
2011-12	PHANTOMS	AHL	7	0	3	177	7.9	-9	-	-	-	-	-		
2012-13	FLYERS	NHL	0	0	0	2	50	2	0	0	12:23	--	--	--	
	Trenton	ECHL	1	0	1	42	4.8	-5	-	-	-	-	-		
	PHANTOMS	AHL	11	1	3	152	13.2	-6	-	-	-	-	-		
2013-14	FLYERS	NHL	0	0	0	2	0	1	0	0	13:22	1	0	0	
	PHANTOMS	AHL	7	3	0	204	8.5	-17	-	-	-	-	-		
	OHL TOTALS		19	3	10	0	0	32	0	0	0	1	0	4	
	ECHL TOTALS		1	0	1	42	4.8	-5	-	-	-	-	-		
	AHL TOTALS		25	4	6	533	29.6	-32	0	0	0	0	0		
	NHL TOTALS		0	0	0	4	25	2	0	0	12:52	--	--	--	

CAREER STATS VS. NHL

TEAM	GP	G	A	PTS	PIM
ANAHEIM	0	0	0	0	0
ARIZONA	0	0	0	0	0
BOSTON	0	0	0	0	0
BUFFALO	0	0	0	0	0
CALGARY	0	0	0	0	0
CAROLINA	1	0	1	1	0
CHICAGO	0	0	0	0	0
COLORADO	0	0	0	0	0
COLUMBUS	0	0	0	0	0
DALLAS	0	0	0	0	0
DETROIT	0	0	0	0	0
EDMONTON	0	0	0	0	0
FLORIDA	0	0	0	0	0
LOS ANGELES	0	0	0	0	0
MINNESOTA	0	0	0	0	0
MONTREAL	0	0	0	0	0
NASHVILLE	0	0	0	0	0
NEW JERSEY	0	0	0	0	0
NY ISLANDERS	0	0	0	0	0
NY RANGERS	0	0	0	0	0
OTTAWA	1	1	0	1	0
PHILADELPHIA	0	0	0	0	0
PITTSBURGH	0	0	0	0	0
SAN JOSE	0	0	0	0	0
ST. LOUIS	0	0	0	0	0
TAMPA BAY	0	0	0	0	0
TORONTO	0	0	0	0	0
VANCOUVER	0	0	0	0	0
WASHINGTON	0	0	0	0	0
WINNIPEG	0	0	0	0	0
NHL TOTALS:	2	1	1	2	0



5 BRAYDON COBURN

DEFENSE | KOH-buhrn, BRAY-duhn

BIRTHDATE: February 7, 1985 | **BIRTHPLACE:** Calgary, Alberta

HEIGHT: 6'5" | **WEIGHT:** 220 | **SHOOTS:** Left | **SEASON:** 10th NHL, 9th FLYERS

ACQUIRED: Trade from Atlanta-2/24/07

2013-14

Appeared in all 82 games... Led the Flyers in overall average time-on-ice (22:26)... led the Flyers and the NHL in shorthanded average time-on-ice (3:59) per game... recorded five shots on Jan. 22 vs. CAR, the most he's had in a game since he had five on Feb. 20, 2013 at PIT... played 28:31 on Nov. 13 at PIT, the most ice time he'd had since playing 28:35 at ATL on March 17, 2011... Reached 400 PIM as a Flyer on Oct. 17 vs. PIT... Played his 500th game in the NHL on Oct. 15 vs. VAN.

CAREER

2012-13: Ranked 15th in NHL in average shifts per game... Led Flyers in TOI with 22:36 per game... Missed final 15 games of season after sustaining a left shoulder separation on March 28 vs. BOS... Recorded 5 hits and had 2 blocked shots at PIT on March 24... Scored his only goal of the season while also gathering 4 penalty minutes, 3 hits, and 2 blocked shots in 23:54 vs. CAR on Feb. 2... Reached 400 penalty minutes in the NHL on Feb. 1 at WSH... Recorded 2 assists, 3 hits, and 4 blocked shots with 4 penalty minutes at FLA on Jan. 26. **2011-12: Playoffs:** Appeared in 11 games... Registered 4 assists and 8 PIM... **Regular Season:** Recorded his 100th assist as a Flyer on March 13 vs. NJD... Had a 3-game scoring streak (3A) from Feb. 11-16... Posted his first goal of the season at FLA on Nov. 13... Was plus-4 vs. CAR on Oct. 29... Played in his 400th NHL game on Oct. 26 at NYR... **2010-11: Playoffs:** Tied for 2nd on the team and in the NHL with a +6 rating during the ECQF... Scored a goal, the 2nd of his playoff career, in Game 7 on April 26... Had an assist in Game 2 vs. BUF on April 16... **Regular Season:** Had season high 2 assists at NYR on Feb. 20... Recorded 100th point as a Flyer vs. OTT on Jan. 20... Played in his 300th game as a Flyer vs. NJD on Jan. 8... Recorded his 100th NHL point (assist) against TBL on Nov. 18... **2009-10:** Missed game at BOS on Dec. 14 due to an ankle injury... Posted 1st career 2-goal game vs. CAR on Oct. 31... Played his 200th game as a Flyer on Nov. 25... Appeared in all 23 playoff games... Recorded an assist in Game 3 of SCF vs. CHI, while playing 31:26... Recorded two points (1G,1A) in Game 1 vs. MTL (1st career playoff goal and 2nd career multi-point playoff game)... 2nd among all players in series in plus/minus (+6)... Played in all 7 games of Eastern Conference Semifinals vs. BOS... Recorded 1 assist in Eastern Conference Quarterfinals vs. NJD (Game 2), 8 PIM and was +2. **2008-09:** Underwent arthroscopic surgery on June 22 to remove a small bony impingement in his left hip... Playoffs: Recorded 3 assists and led the team in average ice-time (26:29) in the ECQF vs. PIT... **Regular Season:** Led the team in average ice time (24:37) and defense in goals (7)... Set new career highs in time-on-ice in a single game (32:49 vs. CAR on Dec. 11) and shots in a game (8 – at WSH on Jan. 6)... Appeared in his 200th career NHL game on March 12 vs. WSH... Missed 2 games (Jan. 31-Feb. 4) due to the flu... **2007-08:** Missed final three games of ECF against PIT due to facial injury sustained at PIT on May 11... Co-Winner of the Pelle Lindbergh Memorial Trophy as the Flyer who has most improved from the previous season, as voted by his teammates... Set new career high for goals (9), assists (27) and points (36) in a season... Was 1st on the team in plus/minus (+17)... Was 1st among Flyers defensemen in goals (9)... Posted 3 assists vs. NYI on March 8 (new career high for assists in a game and tied his career high for points in a game)... Missed 4 games from Feb. 10-16, recovering from fascia release surgery performed on Feb. 9 to repair a torn gluteus muscle... Had a career-high, 5-game point scoring streak (Jan. 19-29 - 2G,5A)... Had 3 points (1G,2A) vs. OTT on Jan. 20 to set new career high for points, and tied career high for assists in a game (fifth time)... Game vs. BOS on Jan. 12 was his 100th career NHL game... Signed a multiple-year contract extension on Nov. 28... **2006-07:** Posted an assist vs. FLA on March 8 (1st assist as a Flyer)... Scored a goal at PIT on March 4 (1st career NHL goal)... Game at NYI on Feb. 27 was his first game as a Flyer... Appeared in 29 games for the Thrashers and 15 games for the Chicago Wolves (AHL), recording a goal and 10 assists for 11 points and 36 penalty minutes... Missed 9 games (Oct. 5-23) due to a shoulder injury... **2005-06:** Made his NHL debut at FLA on Oct. 5... Recorded his first NHL point (assist) vs. WSH on Oct. 8... Posted 6 goals and 20 assists for 26 points and 134 penalty minutes in 73 games for the Wolves... **2004-05:** Appeared in 3 regular season games for Chicago, recording 1 assist, at the conclusion of his junior career with Portland of the Western Hockey League... Had 1 assist and 36 penalty minutes in 18 games to help Chicago reach the Calder Cup Finals... Led the Portland defense in scoring with 44 points (12G,32A) in 60 games (12th among WHL defensemen)... Scored 4 goals (3 PPG) at Seattle on Feb. 4 to become the 7th defenseman in WHL history to score four goals in one game... **2003-04:** Recorded 30 points (10G,20A) and 92 PIM in 55 games... Led Portland's defense in goals and PPG (7)... **Amateur Career:** Scored 131 points (29G,102A) and 483 PIM in 238 games over parts of 5 seasons with Portland (2000-01 through 2004-05)... Served as captain of Portland from 2003-04, 2004-05... Named WHL Western Conference First Team All-Star from 2003-04 through 2004-05... Was awarded the WHL Humanitarian of the Year Award for off-ice commitment and leadership (2003-04)... Named WHL Rookie of the Year (2001-02)... Was Portland's nominee for Scholastic Player of the Year (2001-02)... Was a WHL finalist (2002-03)... Posted 4 assists in 14 playoff games to help Portland reach the WHL Finals in 2001.

STATISTICAL CAREER HIGHS

	FLYERS	CAREER
MOST GOALS (GAME)	2 (vs. CAR, 10/31/09)	2 (VS. CAR, 10/31/09)
MOST ASSIST (GAME)	3 (vs. NYI, 3/8/08)	3 (vs. NYI, 3/8/08)
MOST POINTS (GAME)	3 (TWO TIMES)	3 (TWO TIMES)
MOST GOALS (SEASON)	9 (2007-08)	9(2007-08)
MOST ASSIST (SEASON)	27 (2007-08)	27 (2007-08)
MOST POINTS (SEASON)	36 (2007-08)	36 (2007-08)
LONGEST GOAL-SCORING STREAK	2 GAMES (THREE TIMES)	2 GAMES (THREE TIMES)
LONGEST ASSIST-SCORING STREAK	4 GAMES (1/19/08 – 1/24/08)	4 GAMES (1/19/08 – 1/24/08)
LONGEST POINT-SCORING STREAK	5 GAMES (1/19/08 – 1/29/08)	5 GAMES (1/19/08 – 1/29/08)

CAREER RECORD

YEAR	TEAM	LEAGUE	REGULAR SEASON						PLAYOFFS				
			GP	G	A	PTS	PIM	GP	G	A	PTS	PIM	
2001-01	Portland	WHL	2	0	1	1	0	14	0	4	4	2	
2001-02	Portland	WHL	68	4	33	37	100	7	1	1	2	9	
2002-03	Portland (a)	WHL	53	3	16	19	147	7	0	1	1	8	
2003-04	Portland	WHL	55	10	20	30	92	5	0	1	1	10	
2004-05	Portland	WHL	60	12	32	44	144	7	1	5	6	6	
	Chicago	AHL	3	0	1	1	5	18	0	1	1	36	
2005-06	Atlanta	NHL	9	0	1	1	4	--	--	--	--	--	
	Chicago	AHL	73	6	20	26	134	--	--	--	--	--	
2006-07	Atlanta (b)	NHL	29	0	4	4	30	--	--	--	--	--	
	Chicago	AHL	15	1	10	11	36	--	--	--	--	--	
	FLYERS	NHL	20	3	4	7	16	--	--	--	--	--	
2007-08	FLYERS	NHL	78	9	27	36	74	14	0	6	6	14	
2008-09	FLYERS	NHL	80	7	21	28	97	6	0	3	3	7	
2009-10	FLYERS	NHL	81	5	14	19	54	23	1	3	4	22	
2010-11	FLYERS	NHL	82	2	14	16	53	11	1	2	3	6	
2011-12	FLYERS	NHL	81	4	20	24	56	11	0	4	4	8	
2012-13	FLYERS	NHL	33	1	4	5	41	--	--	--	--	--	
2013-14	FLYERS	NHL	82	5	12	17	63	7	0	3	3	4	
	NHL TOTALS		575	36	121	157	488	72	2	21	23	61	
	FLYERS TOTALS		537	36	116	152	454	72	2	21	23	61	

(a) Drafted by Atlanta in the first round (eighth overall) of the 2003 NHL Entry Draft.

(b) Traded to Philadelphia by Atlanta in exchange for Alexei Zhitnik on February 24, 2007

5 BRAYDON COBURN

MISCELLANEOUS STATS


YEAR	TEAM	LEAGUE	REGULAR SEASON										PLAYOFFS		
			PP	SH	GW	S	S%	+/-	TF	F%	MIN	PP	SH	GW	
2005-06	Atlanta	NHL	0	0	0	4	0	-2	--	--	7:43	--	--	--	
2006-07	Atlanta	NHL	0	0	0	21	0	1	--	--	11:41	--	--	--	
	FLYERS	NHL	1	0	0	33	9.1	-2	--	--	20:58	--	--	--	
2007-08	FLYERS	NHL	5	0	2	113	8	17	--	--	21:14	0	0	0	
2008-09	FLYERS	NHL	3	0	0	130	5.4	7	--	--	24:37	0	0	0	
2009-10	FLYERS	NHL	1	0	0	122	4.1	-6	--	--	21:08	1	0	1	
2010-11	FLYERS	NHL	0	0	0	114	1.8	15	--	--	21:04	1	0	1	
2011-12	FLYERS	NHL	0	0	0	113	3.5	10	--	--	22:02	0	0	0	
2012-13	FLYERS	NHL	0	0	0	38	2.6	-10	--	--	22:37	--	--	--	
2013-14	FLYERS	NHL	0	1	2	122	4.1	-6	--	--	22:26	0	0	0	
NHL TOTALS			10	1	4	810	4.4	24	--	--	21:19	2	0	2	



CAREER STATS VS. NHL

TEAM	GP	G	A	PTS	PIM
ANAHEIM	9	1	2	3	2
ARIZONA	10	0	1	1	6
BOSTON	24	0	4	4	14
BUFFALO	27	2	6	8	27
CALGARY	7	2	0	2	2
CAROLINA	26	5	9	14	24
CHICAGO	6	0	2	2	14
COLORADO	8	0	4	4	8
COLUMBUS	8	1	1	2	6
DALLAS	11	0	0	0	8
DETROIT	8	0	3	3	6
EDMONTON	7	1	2	3	0
FLORIDA	31	3	6	9	24
LOS ANGELES	10	1	5	6	8
MINNESOTA	9	2	4	6	8
MONTREAL	27	2	6	8	22
NASHVILLE	7	0	0	0	4
NEW JERSEY	47	0	6	6	44
NY ISLANDERS	42	2	11	13	34
NY RANGERS	45	3	4	7	41
OTTAWA	26	2	9	11	19
PHILADELPHIA	0	0	0	0	0
PITTSBURGH	44	3	11	14	54
SAN JOSE	9	1	1	2	6
ST. LOUIS	5	0	0	0	6
TAMPA BAY	29	1	2	3	38
TORONTO	29	2	3	5	25
VANCOUVER	7	0	0	0	4
WASHINGTON	32	2	12	14	14
WINNIPEG	25	0	7	7	20
NHL TOTALS:	575	36	121	157	488

14 SEAN COUTURIER



CENTER | koo-TOO-ree-ay, SHAWN

BIRTHDATE: December 7, 1992 | **BIRTHPLACE:** Phoenix, Arizona

HEIGHT: 6'3" | **WEIGHT:** 210 | **SHOOTS:** Left | **SEASON:** 4th NHL, 4th FLYERS

ACQUIRED: Draft-1st round (8th overall) in 2011

2013-14

Appeared in all 82 games... led all NHL forwards in total shorthanded ice time (281:22) and tied for the league lead among forwards in average shorthanded ice time per game (3:25)... averaged 19:05 of ice time per game, an increase of more than three minutes over his 2012-13 average... scored three goals over the last four games of the season... Played a career-high 25:43 on Dec. 15 at WSH... Set a new career high with a four-point game (2G, 2A) on Dec. 4 at DET.

CAREER

2012-13: Posted assists in four consecutive games from Feb. 18-23... recorded his first career two-assist game at TOR on March 4... played his 100th career NHL game on March 7 vs. PIT. **2011-12: Playoffs:** Registered 4 points (3G, 1A) along with two PIM... Recorded his 1st hat trick on April 13 at PIT in Game 2 of the Eastern Conference Quarterfinals...

Regular Season: Scored game-winner against NJD on March 13... Posted a 5-game goal-scoring streak Jan. 8-17 (5G, 1A), which marked the first time in franchise history that 2 rookies had posted 5-game goal-scoring streaks in the same season (Matt Read, Nov. 13-21)... Scored his 2nd short-handed goal of the season, also the game-winning goal, against MIN on Jan. 17th... Scored the GWG on Jan. 10 at CAR and on Jan. 12 at NYI... Missed 4 games (Dec. 19-27) after taking slapshot to the side of the head vs. BOS on Dec. 17... Recorded 2 goals vs. CBJ on Nov. 5... Recorded 1st NHL goal at OTT on Oct. 18... Recorded 1st NHL point, an assist, on Oct. 12 vs. VAN... Made his NHL debut on Oct. 6 at BOS as the first 18-year-old to make the Flyers opening night roster since defenseman Luca Sbisa did so in 2008...

2010-11: Appeared in 58 games for Drummondville Voltigeurs (QMJHL)... Tied for 4th in QMJHL with 96 points (36G, 60A), hitting that number for the 2nd consecutive year... Named the league's Most Valuable Player, top 2011 Draft Prospect and was selected as a First-Team All-Star... Also finished 2nd in the league with a plus-55 rating... Was the youngest and only draft-eligible player on Team Canada at the 2011 World Junior Hockey Championships, winning a silver medal... **2009-10:** Played 68 games for Drummondville... Recorded 96 points (41G, 55A) to lead the QMJHL in scoring, becoming the first 17-year-old to do so since Sidney Crosby with Rimouski Oceanic in 2004-05... Also led the team with a plus-62 rating while often playing against the opposition's top players... **2008-09:** Appeared in 58 games for the Drummondville Voltigeurs (QMJHL)... Recorded 31 points (9G, 22A)... Won a gold medal with Canada's Under-18 team at the 2009 Memorial of Ivan Hlinka tournament... **2007-08:** Played for the Notre Dame Hounds in 2007-08, winning the Saskatchewan Midget AAA championship alongside Jaden Schwartz (14th overall by St. Louis in 2007) and Brandon Gormley (13th overall by Phoenix in 2010)... **Personal:** Father Sylvain was drafted 65th overall by Los Angeles in 1986 and played 33 games with the Kings between 1988-89 and 1991-92.

STATISTICAL CAREER HIGHS

	FLYERS	CAREER
MOST GOALS (GAME)	2 (TWO TIMES)	2 (TWO TIMES)
MOST ASSIST (GAME)	2 (FIVE TIMES)	2 (FIVE TIMES)
MOST POINTS (GAME)	4 (vs. DET, 12/4/13)	4 (vs. DET, 12/4/13)
MOST GOALS (SEASON)	13 (TWO TIMES)	13 (TWO TIMES)
MOST ASSIST (SEASON)	26 (2013-14)	26 (2013-14)
MOST POINTS (SEASON)	39 (2013-14)	39 (2013-14)
LONGEST GOAL-SCORING STREAK	5 GAMES (1/8/12-1/17/12)	5 GAMES (1/8/12-1/17/12)
LONGEST ASSIST-SCORING STREAK	4 GAMES (2/18/13-2/23/13)	4 GAMES (2/18/13-2/23/13)
LONGEST POINT-SCORING STREAK	6 GAMES (1/8/12-1/19/12)	6 GAMES (1/8/12-1/19/12)

CAREER RECORD

YEAR	TEAM	LEAGUE	REGULAR SEASON					PLAYOFFS				
			GP	G	A	PTS	PIM	GP	G	A	PTS	PIM
2008-09	Drummondville	QMJHL	58	9	22	31	14	19	1	7	8	8
2009-10	Drummondville	QMJHL	68	41	55	96	47	14	10	8	18	18
2010-11	Drummondville(a)	QMJHL	58	36	60	96	36	10	6	5	11	14
2011-12	FLYERS	NHL	77	13	14	27	14	11	3	1	4	2
2012-13	PHANTOMS	AHL	31	10	18	28	16	--	--	--	--	--
	FLYERS	NHL	46	4	11	15	10	--	--	--	--	--
2013-14	FLYERS	NHL	82	13	26	39	45	7	0	0	0	6
QMJHL TOTALS			184	86	137	223	97	43	17	20	37	40
FLYERS/NHL TOTALS			205	30	51	81	69	18	3	1	4	8

(a) Drafted by the Flyers in the first round (8th overall) of the 2011 NHL Entry Draft



CAREER STATS VS. NHL

TEAM	GP	G	A	PTS	PIM
ANAHEIM	3	0	1	1	0
ARIZONA	4	0	1	1	0
BOSTON	10	0	2	2	2
BUFFALO	10	2	4	6	2
CALGARY	3	0	1	1	0
CAROLINA	11	2	2	4	6
CHICAGO	3	0	1	1	0
COLORADO	2	0	2	2	6
COLUMBUS	5	3	0	3	2
DALLAS	2	0	1	1	12
DETROIT	5	3	2	5	2
EDMONTON	2	0	0	0	0
FLORIDA	10	1	2	3	0
LOS ANGELES	3	0	1	1	0
MINNESOTA	3	1	0	1	0
MONTREAL	10	3	2	5	16
NASHVILLE	4	2	1	3	0
NEW JERSEY	15	1	2	3	0
NY ISLANDERS	14	2	7	9	0
NY RANGERS	14	1	3	4	0
OTTAWA	10	4	3	7	7
PHILADELPHIA	0	0	0	0	0
PITTSBURGH	15	0	5	5	6
SAN JOSE	0	2	2	0	
ST. LOUIS	0	0	0	2	
TAMPA BAY	2	0	2	2	
TORONTO	9	0	2	2	0
VANCOUVER	3	0	1	1	0
WASHINGTON	12	2	3	5	2
WINNIPEG	8	1	0	1	2
NHL TOTALS:	205	30	53	81	65

MISCELLANEOUS STATS

REGULAR SEASON

PLAYOFFS

YEAR	TEAM	LEAGUE	PP	SH	GW	S	S%	+/-	TF	F%	MIN	PP	SH	GW
2011-12	FLYERS	NHL	0	2	4	116	11.2	18	788	47	14:08	0	0	0
2012-13	FLYERS	NHL	0	0	0	75	5.3	-8	553	43.9	15:53	--	--	--
2013-14	FLYERS	NHL	0	1	2	165	7.9	1	117	48.7	19:05	0	0	0
NHL TOTALS			0	3	6	356	8.4	11	1458	46.5	16:30	0	0	0

MICHAEL DEL ZOTTO



DEFENSE

BIRTHDATE: June 24, 1990 | **BIRTHPLACE:** Stouffville, Ontario

HEIGHT: 6'0" | **WEIGHT:** 195 | **SHOOTS:** Left

ACQUIRED: Free Agent – signed August 5, 2014

2013-14

Appeared in 25 games for Nashville, recording a goal and four assists... acquired by Nashville from NY Rangers on January 22, 2014 in exchange for D Kevin Klein. Prior to the trade, appeared in 42 games for NYR, recording two goals and nine assists.

CAREER

2012-13: Led Rangers defensemen in points (21) and assists (18), ranked third in goals (three), and ranked fourth on the team in assists ... Tied for the team lead in power play assists (eight) and fifth in power play points (eight) ... Posted five multi-point performances ... Notched his 100th career NHL point with a shorthanded goal, tallied the lone assist on the game-winning goal, registered three shots and three hits, and posted a plus-two rating in 20:51 of ice time on Mar. 19 at NJD ... Tallied five points (one goal, four assists) in a four-game span from Mar. 19 at NJD to Mar. 26 at PHI ... Recorded two points in consecutive games on Jan. 26 vs. TOR (one goal, one assist) and Jan. 29 vs. PHI (one goal, one assist) ... Ranked fourth on the team in playoff hits (34) and blocked shots (22) and finished fifth on the team in average ice time during the playoffs (21:10) ... Tallied a goal and a playoff career high, plus-three rating in Game 7 of the Eastern Conference Quarterfinals on May 13 at WSH. **2011-12:** Established career-highs in goals (10), assists (31), points (41), penalty minutes (36), plus/minus rating (plus-20), blocked shots (95), shorthanded goals (one), shorthanded assists (two), shorthanded points (three), game-winning goals (two), and shots (113) ... Ranked first among NHL defensemen in shorthanded points ... Led all Rangers defensemen in goals, assists and points ... Ranked fifth on the team in points and power play points (14), fourth in assists, and second in power play assists (13) ... Reached the 40-point and 10-goal marks for the first time with a career-high three-point effort (career-high two goals and one assist) while skating in his 200th career NHL game on Mar. 30 vs. MTL; Became the first Rangers defenseman to score two goals in the third period since James Patrick in 1988 ... notched a shorthanded goal and a power play assist on Mar. 28 at WPG; Set career-highs in assists and points for a season ... Posted a career-high, four-game assist streak from Dec. 5 vs. TOR to Dec. 11 vs. FLA (five assists over the span) ... Tallied an assist and posted a career-high, plus-four rating on Dec. 11 vs. FLA ... Tallied a shorthanded assist in two straight games (Dec. 8 - Dec. 10), including his first career shorthanded assist/point on Dec. 8 vs. TBL ... Tallied a power play assist in three consecutive games from Nov. 26 vs. PHI to Dec. 1 at CAR (three assists) ... Ranked fourth among NHL defensemen during the playoffs in points (10), tied for fourth in assists (eight), sixth in goals (two), fourth in shots (35), third in power play assists (three) and second in power play points (four) ... Tied for fourth on the team in points, third in assists, and second in power play assists and power play points ... Ranked second among team defensemen in assists and points ... Posted two multi-point efforts ... Made his playoff debut on Apr. 12 vs. OTT in Game 1 of the Eastern Conference Quarterfinals ... Recorded his first career playoff point with an assist on Apr. 14 vs. OTT ... Led all defensemen in scoring with six points and tied for first among all skaters with four assists in the Rangers Eastern Conference Semifinal series against WSH ... Skated in a career-high, 43:33 of ice time on May 2 at WSH ... Tallied two points (one goal, one assist), including the series-clinching goal at 10:05 of the third period, and led all skaters with eight hits on May 12 vs. WSH in Game 7 of the Eastern Conference Semifinals. **2010-11:** Skated in his 100th career NHL game on Nov. 19 at COL ... Registered an assist in back to back games on Nov. 1 vs. CHI and Nov. 4 at PHI ... Recorded three points (one goal, two assists) in a two-game span from Oct. 11 at NYI to Oct. 15 vs. TOR ... Tallied two points (one goal, one assist) on Oct. 11 at NYI. **2009-10:** Made his NHL debut on Oct. 2 at PIT ... Named to the 2010 NHL All-Rookie Team ... Led all NHL rookies in power play assists (18), ranked second in power play points (22) and tied for fifth in power play goals (four) ... Ranked second in the NHL among rookies in hits (162), fourth in assists (28) and blocked shots (92), and seventh in points (37) ... Led the Ranger in power play assists, ranked second in power play points, third in assists, tied for fourth in points, and ranked fifth in power play goals and eighth in goals ... Led all team defensemen in goals, assists and points ... Named NHL Rookie of the Month for October, registering four goals, including three power play tallies, and eight assists to lead all rookies with 12 points in 14 games over the span ... Registered eight points (two goals and six assists) in a seven-game span from Mar. 21 at BOS to Apr. 3 at FLA ... Recorded two power play points (one goal and one assist), including his first career NHL assist on Oct. 5 at NJD ... Tallied his first career NHL point with the game-winning goal on Oct. 3 vs. OTT, becoming the first teenager to score a goal for the Rangers since Manny Malhotra (1998-99) and the second youngest defenseman in team history to accomplish the feat behind Red Garrett. **2010-11:** Ranked second among Connecticut defensemen in power play assists (five), tied for second in shorthanded assists (two), and tied for fifth among team defensemen in assists (seven) despite only skating in 11 AHL contests ... Tallied an assist on the game-winning goal while making his AHL debut on Jan. 5 at Worcester ... Posted his first career AHL multi-point performance with two assists on Jan. 21 vs. Hamilton ... Registered a four-game assist streak from Jan. 15 vs. Providence to Jan. 22 at Springfield, registering five assists over the span ... Missed Connecticut's final 25 games due to a broken finger suffered on Mar. 2 vs. Springfield. **2008-09:** Split the season between Oshawa and London ... Established a career high in assists (50), and tied his career-high in points (63) ... Ranked sixth among OHL defenseman in assists, and tied for sixth in goals (13) and points ... His 50 assists also ranked 11th among all OHL skaters, while his 32 power play assists ranked fifth in the league ... Selected to his second career OHL All-Star Game. **2007-08:** Drafted by NYR in the 1st round (20th overall) of the 2008 NHL Entry Draft... tied for third among OHL defensemen in points (63), and fourth in goals (16) and assists (47) ... Led all OHL defensemen and tied for fifth in the league overall in shorthanded goals (five) ... Also tied for the team lead in playoff goals by a defenseman (two). **2006-07:** Named to the 2007 OHL First All-Rookie Team ... Led all OHL rookie defensemen in assists (47) and points (57) ... His 47 assists also tied for third among all OHL defensemen ... Selected to participate in the OHL All-Star Game, becoming the first 16-year old defenseman ever to play in the OHL All-Star Classic; registered two assists in the contest.

15 MICHAEL DEL ZOTTO

STATISTICAL CAREER HIGHS

	FLYERS	CAREER
MOST GOALS (GAME)	N/A	2 (vs. MTL, 3/30/12)
MOST ASSIST (GAME)	N/A	2 (13 TIMES)
MOST POINTS (GAME)	N/A	3 (vs. MTL, 3/30/12)
MOST GOALS (SEASON)	N/A	10 (2011-12)
MOST ASSIST (SEASON)	N/A	31 (2011-12)
MOST POINTS (SEASON)	N/A	41 (2011-12)
LONGEST GOAL-SCORING STREAK	N/A	2 GAMES (FIVE TIMES)
LONGEST ASSIST-SCORING STREAK	N/A	4 GAMES (12/5/11-12/11/11)
LONGEST POINT-SCORING STREAK	N/A	4 GAMES (TWO TIMES)

CAREER RECORD

YEAR	TEAM	LEAGUE	REGULAR SEASON					PLAYOFFS				
			GP	G	A	PTS	PIM	GP	G	A	PTS	PIM
2006-07	Oshawa	OHL	64	10	47	57	78	9	3	9	12	14
2007-08	Oshawa (a)	OHL	64	16	47	63	82	15	2	6	8	38
2008-09	Oshawa	OHL	34	7	26	33	48	--	--	--	--	--
	London	OHL	28	6	24	30	30	14	3	16	19	18
2009-10	NY Rangers	NHL	80	9	28	37	32	--	--	--	--	--
2010-11	NY Rangers	NHL	47	2	9	11	20	--	--	--	--	--
	Hartford	AHL	11	0	7	7	8	--	--	--	--	--
2011-12	NY Rangers	NHL	77	10	31	41	36	20	2	8	10	12
2012-13	Rapperswil-Jona	Swiss-A	9	2	5	7	10	--	--	--	--	--
	NY Rangers	NHL	46	3	18	21	18	12	1	1	2	8
2013-14	NY Rangers (b)	NHL	42	2	9	11	10	--	--	--	--	--
	Nashville	NHL	25	1	4	5	8	--	--	--	--	--
NHL TOTALS			317	27	99	126	124	32	3	9	12	20
OHL TOTALS			190	39	144	183	238	38	8	31	39	70
AHL TOTALS			11	0	7	7	8	--	--	--	--	--

(a) Drafted by NY Rangers in the first round (20th overall) of the 2008 NHL Entry Draft

(b) Traded to Nashville by NY Rangers for Kevin Klein on January 22, 2014

MISCELLANEOUS STATS

YEAR	TEAM	LEAGUE	REGULAR SEASON								PLAYOFFS			
			PP	SH	GW	S	S%	+/-	TF	F%	MIN	PP	SH	GW
2009-10	NY Rangers	NHL	4	0	1	81	11.1	-20	--	--	18:58	--	--	--
2010-11	NY Rangers	NHL	2	0	0	58	3.4	-5	--	--	19:29	--	--	--
2011-12	NY Rangers	NHL	1	1	2	113	8.8	20	--	--	22:26	1	0	1
2012-13	NY Rangers	NHL	0	1	0	81	3.7	6	--	--	23:10	0	0	0
2013-14	NY Rangers	NHL	1	0	0	64	3.1	-5	--	--	17:44	--	--	--
	Nashville	NHL	0	0	0	26	3.8	-4	--	--	16:17	--	--	--
NHL TOTALS			8	2	3	423	6.6	-8	--	--	20:07	1	0	1

CAREER STATS VS. NHL

TEAM	GP	G	A	PTS	PIM
ANAHEIM	7	1	1	2	2
ARIZONA	6	0	3	3	0
BOSTON	13	2	5	7	2
BUFFALO	17	0	7	7	6
CALGARY	6	0	1	1	0
CAROLINA	13	0	4	4	2
CHICAGO	6	0	2	2	0
COLORADO	5	0	0	0	4
COLUMBUS	7	1	4	5	0
DALLAS	5	1	0	1	2
DETROIT	5	0	1	1	0
EDMONTON	5	0	1	1	4
FLORIDA	15	1	6	7	8
LOS ANGELES	5	0	2	2	4
MINNESOTA	5	1	0	1	2
MONTREAL	12	3	3	6	4
NASHVILLE	5	0	1	1	4
NEW JERSEY	22	3	6	9	10
NY ISLANDERS	21	3	7	10	10
NY RANGERS	0	0	0	0	0
OTTAWA	13	1	3	4	2
PHILADELPHIA	22	2	8	10	0
PITTSBURGH	23	0	6	6	14
SAN JOSE	3	1	0	1	2
ST. LOUIS	8	1	0	1	2
TAMPA BAY	14	0	6	6	6
TORONTO	16	3	4	7	10
VANCOUVER	4	1	1	2	4
WASHINGTON	19	0	7	7	8
WINNIPEG	15	2	10	12	12
NHL TOTALS:	317	27	99	126	124



29 RAY EMERY

GOALIE

BIRTHDATE: September 28, 1982 | **BIRTHPLACE:** Hamilton, Ontario

SEASON: 11th NHL, 3rd Flyers | **HEIGHT:** 6'2" | **WEIGHT:** 196 | **CATCHES:** Left

ACQUIRED: Free Agent – signed July 5, 2013

2013-14

Received credit for his 16th career shutout after making 28 saves in a 1-0 shootout loss on April 1 at St. Louis... Played his 250th NHL game on March 18 vs. CHI... Recorded his 15th career shutout and his fourth as a Flyer on Nov. 2 at New Jersey.

CAREER

2012-13: Won first career Stanley Cup with Chicago ... won the Williams M. Jennings Trophy with Corey Crawford for allowing the fewest goals during the 2012-13 regular season... Posted a 17-1-0 record for the season ... Ranked 16th in the league in wins (15), 3rd in GAA (1.94), 11th in save percentage (.922) and 11th in shutouts (3) ... First goaltender in NHL history to win the first 12 starts of a season ... Made 20 saves on April 6 at NSH for his second shutout of the season ... Turned aside 16 shots for his first shutout of the season, 12th of his career, on March 26 vs. CGY ... Stopped a career-high 45 shots in a 3-2 shootout win on Feb. 2 at CGY ... Made his season debut on Jan. 20 at PHX, turning aside 25 shots in a 6-4 win... **2011-12:** Posted a 15-9-4 record in 34 regular-season appearances with Chicago ... Recorded a .900 save percentage and 2.81 goals-against average in 1,774 minutes of ice time ... Posted a 10-0-3 home record and was the only NHL goaltender without a regulation home loss (min. 8 GP) ... Recorded a season-long five-game win streak from Dec. 8-18, turning aside 139 of 149 shots ... Made a season-high 41 saves on Jan. 5 at PHI, his highest single-game total since March of 2007 ... Turned aside 35 shots on Dec. 11 vs. SJS to record the 100th regular-season victory of his career ... Registered an assist on Dec. 16 vs. ANA, the fourth of his career ... Made his Blackhawks debut on Oct. 13 vs. WPG and stopped 27 shots in the victory ... Missed two games due to injury (March 16; March 27) ... Did not appear in the Western Conference Quarterfinals... **2010-11:** Accrued a record of 7-2-0 in 10 regular-season appearances with Anaheim... Posted a .926 SV% and 2.28 GAA with 527 minutes played ... Went 2-3-0 in six Stanley Cup Playoff appearances ... Registered a 3.20 GAA and .897 SV% during the postseason ... Made a postseason-high 33 saves twice against NSH in the Western Conference Quarterfinals ... Saw action in five regular-season contests with the Syracuse Crunch of the American Hockey League ... Posted a 4-1-0 record with the Crunch ... Registered a .943 SV% and 1.98 GAA in 303 minutes of ice time ... Stopped a season-high 40 shots at San Antonio on March 5... **2009-10:** Collected a 16-11-1 record in 29 regular-season with the Flyers... missed the last 26 games of the regular season after being diagnosed with avascular necrosis in his right hip... had surgery to repair the hip on April 1... Went 5-2-0, 1.75 GAA, .936 sv pct. in his last 7 starts before his injury... Stopped 25 of 28 shots to post a 5-3 win vs. CBJ on Jan. 19 (1st win since Nov. 16 vs. NJD)... Loaned to Adirondack for conditioning on Jan. 9 - stopped 12 of 14 for a 2-1 loss vs. Portland (returned to Flyers on Jan. 10)... Missed 16 games (Dec. 8-Jan. 7) due to injury... Underwent surgery on Dec. 9 to repair a significant tear of his rectus abdominus on the left side of his lower stomach... Had a five-game winning streak (Oct. 31 – Nov. 12), posting a 1.38 GAA & .954 save percentage in that span... Posted a shutout streak of 11:12 to start the season... Stopped all 28 shots he faced at CAR on Oct. 2 (1st shutout in 1st game as a Flyer)... agreed to a one-year contract with the Flyers on June 10, 2009. **2008-09:** Appeared in 36 regular season games with Atlant Myttschi of the Kontinental Hockey League, compiling a 22-8-0 record with a 2.12 goals-against average and .926 save percentage... Registered a 3-3 record with a 1.86 GAA and .941 save percentage in seven postseason appearances. **2007-08:** Appeared in 31 games for Ottawa, starting in 26 contests... Won his first start in net for the fourth time in his five NHL seasons with a 4-1 win at FLA on Oct. 20...Placed on waivers by the Senators in June of 2008...**2006-07:** Tied for 6th in the NHL in shutouts (5), tied for 7th in save percentage (.910) and tied for 13th in GAA (2.47)...Stopped 43 shots in 3-2 win against DET (Dec. 12), setting franchise record for saves by a goaltender in a regulation win (4/10/93, Sidorkiewicz at NYI) ...Had a season-high shutout streak of 149:42 after 18:54 of play on Dec. 30 vs. TOR ... Missed four games to injury and three games to suspension...Played in all 20 playoff games to help lead the Senators to the Stanley Cup Final...Posted a home shutout in each of the first three rounds...**2005-06:** Set NHL record for longest winning streak to start a career (9-0-0)...Earned first career NHL assist at MTL (Oct. 11)...Named NHL defensive player and rookie of the month for March, tied an NHL record for most wins in one month (12)...Appeared in all 10 Senators playoff games...Became first rookie netminder to record a playoff series win, 4-1 over Tampa, since Philadelphia's Brian Boucher in 2000...**2004-05:** Appeared in 51 games for the Binghamton Senators and finished regular season on a career-high seven-game winning streak...

Named Koho AHL goaltender of the month on April 20...**2003-04:** While in Binghamton, he was recalled to Ottawa six times, playing in three NHL games...Named to mid-season Canadian squad at AHL all-star classic...Winning goaltender for second straight season in AHL all-star classic, becoming only second goaltender (Dwayne Roloson) to win two AHL all-star games...**2002-03:** While in Binghamton he was recalled to Ottawa on three occasions (Jan. 3, Feb. 6, Mar. 16)...Made NHL debut at VAN, allowing no goals on four shots in 9:46 of action on Jan. 8...Picked up first career NHL win in first start, stopping 14 shots in 5-1 win over ATL on Mar. 21...Recorded win in pro debut with Binghamton on Oct. 11...Named to mid-season Canadian squad at AHL all-star classic...Named Binghamton's most valuable player...Named to AHL's all-rookie team...Finished season ranked second in AHL in wins (27), tied for first in shutouts (7) and fourth in minutes (2,923)...**Amateur career:** Appeared in 127 games with Sault. Ste. Marie (OHL), where he posted a 60-49-6 record with a 3.10 GAA...**2001-02:** Named to OHL's first all-star team and OHL goaltender of the year...**2000-01:** Nominated as Sault Ste. Marie's OHL outstanding regular-season player.

CAREER RECORD

YEAR	TEAM	LEAGUE	REGULAR SEASON									PLAYOFFS					
			GP	MIN	GA	SO	GAA	W	L	OT	GP	MIN	GA	SO	GAA	W	L
1999-00	Sault Ste. Marie	OHL	16	716	36	1	3.02	9	3	0	15	2	1	3	2.24	8	7
2000-01	Sault Ste. Marie (a)	OHL	52	2938	174	1	3.55	18	29	2	-	-	-	1	3.17	2	4
2001-02	Sault Ste. Marie	OHL	59	3477	158	4	2.73	33	17	9	6	0	0	-	-	-	-
2002-03	Ottawa	NHL	3	85	2	0	1.41	1	0	0	-	-	-	2	2.83	8	6
	Binghamton	AHL	50	2924	118	7	2.42	27	17	6	14	0	0	-	-	-	-
2003-04	Binghamton	AHL	53	3109	128	3	2.47	21	23	7	2	0	0	-	-	-	-
	Ottawa	NHL	3	126	5	0	2.38	2	0	0	-	-	-	-	-	-	-
2004-05	Binghamton	AHL	51	2992	132	0	2.65	28	18	5	6	4	1	-	-	-	-
2005-06	Ottawa	NHL	39	2168	102	3	2.82	23	11	4	10	604	29	0	2.88	5	5
2006-07	Ottawa	NHL	58	3351	138	5	2.47	33	136	6	20	1249	47	3	2.26	13	7
2007-08	Ottawa	NHL	31	1689	88	0	3.13	12	13	4	-	-	-	-	-	-	-
	Binghamton (b)	AHL	2	120	6	0	3	1	1	0	-	-	-	-	-	-	-
2008-09	Mytishchi Atlant (c)	KHL	36	2070	73	2	2.12	22	8	0	7	0	0	-	-	-	-
2009-10	FLYERS	NHL	29	1684	74	3	2.64	16	11	1	-	-	-	-	-	-	-
	PHANTOMS	AHL	1	59	2	0	2.03	0	1	0	-	-	-	-	-	-	-
2010-11	Syracuse (d)	AHL	5	303	10	0	1.98	4	1	0	-	-	-	-	-	-	-
	Anaheim (e)	NHL	10	527	20	0	2.28	7	2	0	6	319	17	0	3.2	2	3
2011-12	Chicago	NHL	34	1774	83	0	2.81	15	9	4	-	-	-	-	-	-	-
2012-13	Chicago (f), (g)	NHL	21	1116	36	3	1.94	17	1	0	-	-	-	-	-	-	-
2013-14	FLYERS	NHL	28	1398	69	2	2.96	9	12	2	-	-	-	-	-	-	-
NHL TOTALS			256	13918	617	16	2.66	135	72	21	36	2172	93	5	2.57	28	21
FLYERS TOTALS			57	3082	102	5	1.98	25	23	3	--	--	--	--	--	--	--

(a) Drafted by Ottawa in 4th round (99th overall) of 2001 NHL Entry Draft

(b) Signed as a free agent by Mytishchi (KHL), July 9, 2008.

(c) Signed as a free agent by Philadelphia, June 10, 2009.

(d) Signed as a free agent by Anaheim, February 7, 2011.

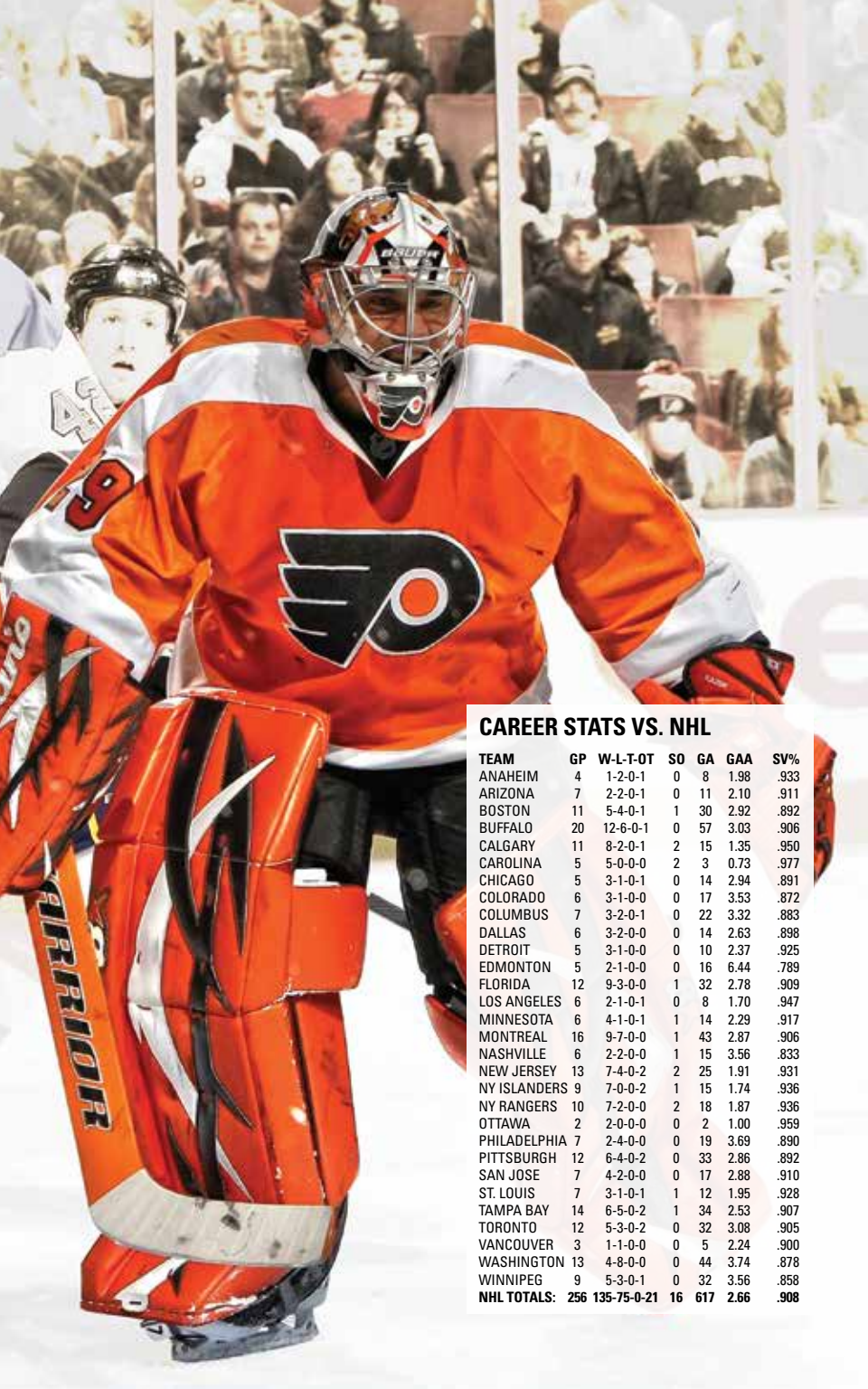
(e) Signed as a free agent by Chicago, October 3, 2011.

(f) Won Stanley Cup with Chicago

(g) Signed as a free agent by Philadelphia, July 5, 2013

STATISTICAL CAREER HIGHS

	FLYERS	CAREER
WINS (SEASON)	16 (2009-10)	33 (2006-07)
SHUTOUTS (SEASON)	3 (2009-10)	5 (2006-07)



CAREER STATS VS. NHL

TEAM	GP	W-L-T-OT	SO	GA	GAA	SV%
ANAHEIM	4	1-2-0-1	0	8	1.98	.933
ARIZONA	7	2-2-0-1	0	11	2.10	.911
BOSTON	11	5-4-0-1	1	30	2.92	.892
BUFFALO	20	12-6-0-1	0	57	3.03	.906
CALGARY	11	8-2-0-1	2	15	1.35	.950
CAROLINA	5	5-0-0-0	2	3	0.73	.977
CHICAGO	5	3-1-0-1	0	14	2.94	.891
COLORADO	6	3-1-0-0	0	17	3.53	.872
COLUMBUS	7	3-2-0-1	0	22	3.32	.883
DALLAS	6	3-2-0-0	0	14	2.63	.898
DETROIT	5	3-1-0-0	0	10	2.37	.925
EDMONTON	5	2-1-0-0	0	16	6.44	.789
FLORIDA	12	9-3-0-0	1	32	2.78	.909
LOS ANGELES	6	2-1-0-1	0	8	1.70	.947
MINNESOTA	6	4-1-0-1	1	14	2.29	.917
MONTREAL	16	9-7-0-0	1	43	2.87	.906
NASHVILLE	6	2-2-0-0	1	15	3.56	.833
NEW JERSEY	13	7-4-0-2	2	25	1.91	.931
NY ISLANDERS	9	7-0-0-2	1	15	1.74	.936
NY RANGERS	10	7-2-0-0	2	18	1.87	.936
OTTAWA	2	2-0-0-0	0	2	1.00	.959
PHILADELPHIA	7	2-4-0-0	0	19	3.69	.890
PITTSBURGH	12	6-4-0-2	0	33	2.88	.892
SAN JOSE	7	4-2-0-0	0	17	2.86	.910
ST. LOUIS	7	3-1-0-1	1	12	1.95	.928
TAMPA BAY	14	6-5-0-2	1	34	2.53	.907
TORONTO	12	5-3-0-2	0	32	3.08	.905
VANCOUVER	3	1-1-0-0	0	5	2.24	.900
WASHINGTON	13	4-8-0-0	0	44	3.74	.878
WINNIPEG	9	5-3-0-1	0	32	3.56	.858
NHL TOTALS:	256	135-75-0-21	16	617	2.66	.908



28 CLAUDE GIROUX

CENTER | zihh-ROO, KLOHD

BIRTHDATE: January 12, 1988 | **BIRTHPLACE:** Hearst, Ontario
HEIGHT: 5'11" | **WEIGHT:** 172 | **SHOOTS:** Right | **SEASON:** 7th NHL, 7th Flyers
ACQUIRED: Draft – 1st Round (22nd overall) in 2006

2013-14

Ranked 3rd in the NHL in scoring with 86 points, 4th in assists (58), 2nd in power play assists (30), 4th in power play points (37), 14th in game winning goals (7, career-high), 3rd in faceoffs taken (1783) and 4th in faceoffs won (931) ... Finalist for the Hart Trophy... Led the Flyers in scoring with 86 points (28G, 58A), assists (58), and game winning goals (7)... Ranked 2nd on the team in goals (28)... Was one of seven Flyers to appear in all 82 games... Climbed to 20th on the Flyers' all-time scoring list, a jump of eight spots... Won the Bobby Clarke Award as MVP of the team... Won the Toyota Cup as the Flyer who accumulated the most points associated with being selected as a "Star of the Game," being named First Star 7 times, Second Star 6 times and Third Star once for a total of 54 points... Recorded a career-high nine-game scoring streak from Dec. 11-30, recording six goals and 11 assists for 17 points in that time... Scored his 100th goal in the NHL and as a Flyer on Dec. 19 vs. CBJ, a game-winner with 1:39 remaining... the game was the sixth of his career with four points or more (2G, 2A)... Reached 300 points in the NHL and as a Flyer on Nov. 12 at OTT.

CAREER

2012-13: Led the Flyers in assists with 35 (7th in NHL) and in overall scoring with 48 points (13G, 35 A, 14th in NHL)... Led the league in faceoffs taken (1182) and won (644) for a FO% of 54.5. Also led the league by taking 40.7% of the Flyers' faceoffs over the season... was one of only two players to appear in all 48 regular season games... won the Toyota Cup as the Flyer who accumulated the most points associated with being selected as a "Star of the Game, being named First Star 4 times, Second Star twice and Third Star twice for a total of 28 points... Recorded 3 points (1G, 2A) on April 15 at MTL and on March 31 vs. WSH... scored 23 seconds into the game vs. WSH on Feb. 27... recorded two goals and an assist on Feb. 18 at NYI, starting a six-game point streak (4G, 8A) that lasted through Feb. 27... Recorded 14 multi-point games out of 48 played (29.2 percent)... played his 300th career NHL game on Feb. 15 at NJD... Named the 19th captain in Flyers history on Jan. 15... **2011-12: Playoffs:** Appeared in 10 games... Led the team in scoring with 17 points (8G, 9A) along with 13 penalty minutes... Received a 1-game suspension on May 7 for a hit on NJD's Danius Zubrus during Game 4 of the ECSSF... Scored 14 points in the ECQF vs. PIT, leading all NHL players... Became just the 2nd player in Flyers history to score 14 or more points in a playoff series, trailing only Tim Kerr's 15 points (10G, 5A) in the 1989 Division Finals vs. PIT... Became only the second NHL player since 1993 to score at least 14 points in a playoff series of fewer than 7 games (S. Crosby, PIT, 14 in 6 gm series vs. OTT in 2010)... Scored game's first goal 32 sec into ECQF Gm 6 after delivering hit on S. Crosby off opening faceoff... Set a Flyers franchise record for points in a playoff game with his 6-point night in Game 2 of the ECQF (3G, 3A). **Regular Season:** Recipient of the Bobby Clarke Trophy as Flyers MVP for the second consecutive year... Also the recipient of the Flyers Toyota Cup, earning the most points via a formula for being named a Star of the Game... Finished third in the NHL in scoring with career highs of 28G, 65A and 93 points, the best season for a Flyer since Eric Lindros had 93 points in 1998-99... 65A were the most assists by a Flyer since Lindros posted 68 in 1995-96 and were the 9th most in a season in franchise history... Became the fourth Flyer ever to record 50 or more assists in consecutive seasons (B. Clarke, B. Propp, M. Recchi)... Led the league in PP points (38 – 6G, 32A)... Set a career high with his 26th goal of the season on Mar. 15 against NYI... Recorded 3 assists on March 1 vs. NYI, his 8th game of 3 or more points this season... Recorded a career-high 5 assists against BUF on Feb. 16... Recorded his 200th point in the NHL and as a Flyer on Jan. 17th vs. MIN (assist) ... Scored 1 of the Flyers' 2 goals in the 2012 Bridgestone NHL Winter Classic at Citizens Bank Park... Posted his 4th career 4-point game on Dec. 21 at DAL in his first-game back after missing 4 games with a concussion... Recorded his 3rd career 4-point game and second this season on Dec. 7 at BUF... Scored the GWG in 3 consecutive games on the road at ANA, PHX, and BUF (Dec. 2-7)... Recorded his 1st 2-goal game of the season and the 5th of his career at CAR on Nov. 14... Registered his 2nd career 4-point game with a goal and 3 assists, along with a plus-4 on Oct. 29 vs. CAR... Started the season with goals in 5 of the Flyers' 1st 6 games (5-3-8), including 3 points (1G, 2A) in the home opener vs. VAN on Oct. 12. **2010-11: Playoffs:** Had 2 assists in each of the final 3 games of the series... Finished the ECQF with team high 9 points (1G, 8A, T-1st in NHL) and 8 assists (1st in NHL). **Regular Season:** Recipient of the Bobby Clarke Trophy as the most valuable player on the team, as voted on by a panel of sportscasters and sportswriters, as well as the Gene Hart Memorial Award as the Flyer that demonstrated the most "Heart" during the season, as voted on by members of the Fan Club... Finished 1st on the team in assists (51 – 8th in NHL), points (76 – T-11th in NHL), shorthanded assists (4 – 1st in NHL), shorthanded points (7 – T-2nd in NHL), tied for the team lead in shorthanded goals (3 – T-10th in NHL) and power play goals (8), and finished 3rd in goals (25), all new career

28 CLAUDE GIROUX

highs... Had a 4-game point streak (2G, 4A) from Feb. 22-26... Had a 5-game point streak (2G, 5A) from March 8-17... Played in his 200th game in the NHL and as a Flyer at NYI on March 26... Had a 4-game point streak (0G, 5A) from April 1-8... Had a 3-game point streak (0G, 6A) from Jan. 20-23... Recorded 4 assists, a new career high for assists in a game, at CHI on Jan. 23... Scored his 16th goal of the season, tying his career high, at MTL on Dec. 15... Had a 3-assist game at LAK on Dec. 30... Recorded his 100th NHL point vs. SJS on Dec. 8... Had a 3-game point streak from Dec. 4-8... Had a 3-point game (1G, 2A) vs. OTT on Nov. 15... Had a 3-game streak with 2 or more points in each game from Nov. 11-15... Signed a 3-year contract extension with the Flyers on Nov. 8... Had a 5-game point streak (4G, 5A) from Oct. 26-Nov. 4... Recorded a shorthanded goal, the 1st of his career, at PIT on Oct. 7... **2009-10:** Set new career highs for goals (16), assists (31) and points (47) in a single season... Finished the season with 6 points in his last 7 games (2G, 4A)... Scored the winning goal in the shootout to give the Flyers a 2-1 win vs. NYR on April 11, the final regular season game and a berth in the playoffs... Set up Chris Pronger's game-winning goal with 2.1 seconds left in the Flyers 3-2 win vs. CHI on March 13... Appeared in his 100th NHL game on Feb. 6 at MIN... Had a goal, assists and +3 @ NYR on Dec. 30... Set new career-high in goals (10) and points (29) in a season with his goal vs. DAL on Jan. 12... Tied career-high in assists (18) at NYR on Dec. 30... Had 3 points (2G, 1A) at SJS on Nov. 20... Scored a goal in Game 4 of Stanley Cup Final vs. CHI... Had 3 pts (1G, 2A), including scoring a game winning goal in overtime in Game 3... Led the series in scoring with 6 pts (3G, 3A) and a +/- rating of +7... Had 1 assist in Game 5 of Eastern Conference Finals vs. MTL... Scored 2 game winning goals, including a game winning goal in Game 4... Recorded an assist in Game 2... Had 2 pts (1G, 1A) and went +4 in Game 1... Recorded 5 pts (1G, 4A) in Eastern Conference Semifinals vs. BOS... Had an assist in Game 7... His 24:52 of TOI in Game 2 was career high for a playoff game... Led Flyers in goals (4) and 2nd in points (6) in Eastern Conference Quarterfinals vs. NJD... Recorded 3 pts (2G, 1A) in Game 5 (1st 2-goal and 3-point playoff game of career)... **2008-09:** Tied for the team lead with 5 points (2G, 3A) in six playoff games... Recorded his first NHL playoff point (assist) at PIT in Game 2 on April 17... Recorded his 1st NHL playoff goal in Game 3 against PIT on April 19... Was recalled by the Flyers on March 3 after he was loaned to the Phantoms on Feb. 28... Recorded 3 points (1G, 2A) at NYR on Feb. 15, his first multiple-point game in the NHL... Missed 5 games (Jan. 3-13) due to a mild concussion... Posted a goal at FLA on Jan. 27 (1st NHL goal)... Registered an assist at VAN on Dec. 30 (1st NHL point)... Named the AHL rookie of the month for December after posting 14 points (8G, 6A) and a +12 in 8 games with the Phantoms... Was selected to the Canadian AHL All-Star Team in the 2009 AHL All-Star Classic (did not participate)... **2007-08:** Appeared in 2 games for the Flyers, making his NHL debut on Feb. 19 at OTT... Concluded a 4-year career with Gatineau (QMJHL) by leading the Olympiques to the President's Cup as QMJHL champions... Recipient of the Guy Lafleur Trophy, given to the Most Valuable Player of the QMJHL Tournament... Set franchise records with 51 points and 34 assists in the playoffs, while leading the team and ranking 2nd in the league with 17 playoff goals... During the regular season, led Gatineau in points (106 – 2nd in the QMJHL), assists (68 – tied for 2nd in the QMJHL), plus/minus (+40 – 3rd in the QMJHL), game-winning goals (8) and shorthanded goals (6 – 3rd in the QMJHL)... Tied for team lead in goals with 38... Named to the QMJHL First All-Star Team... Helped Team Canada capture its fourth consecutive gold medal in the Under-20 World Junior Championships in the Czech Republic... Recorded 6 points (2G, 4A) and 8 penalty minutes in 7 games, and scored a goal in the gold medal game against Sweden... **2006-07:** Joined the Phantoms following the end of Gatineau's season and appeared in 5 games, posting a goal and an assist... Led Gatineau in points (112 – 4th overall in the QMJHL), goals (48 – 6th overall in the QMJHL)... Ranked 2nd on the team in assists (64 – 6th overall in the QMJHL)... Ranked 2nd on the team in power-play goals (20)... Named QMJHL Offensive Player of the Week Sept. 14-17... Named QMJHL Player of the Month – Sept. 2006... **2005-06:** Led Gatineau in goals (39 – tied for 19th overall in the QMJHL, T-1st among QMJHL rookies), assists (64 – 11th overall in the QMJHL, 1st among QMJHL rookies) and +/- (+30 – T-16th overall in the QMJHL, 2nd among QMJHL rookies)... Was tied for 2nd on the team in power-play goals (14 – T-1st among QMJHL rookies)... Was named to the QMJHL All-Rookie Team... Named Player of the Month – Rookie – in Dec. and March... Participated in the Canadian National Junior Team Development Camp, held in Calgary.

STATISTICAL CAREER HIGHS

	FLYERS	CAREER
MOST GOALS (GAME)	2 (12 TIMES)	2 (12 TIMES)
MOST ASSIST (GAME)	5 (vs. BUF, 2/16/12)	5 (vs. BUF, 2/16/12)
MOST POINTS (GAME)	6 (vs. CBJ, 12/19/13)	6 (vs. CBJ, 12/19/13)
MOST GOALS (SEASON)	28 (TWO TIMES)	28 (TWO TIMES)
MOST ASSIST (SEASON)	65 (2011-12)	65 (2011-12)
MOST POINTS (SEASON)	93 (2011-12)	93 (2011-12)
LONGEST GOAL-SCORING STREAK	3 GAMES (THREE TIMES)	3 GAMES (THREE TIMES)
LONGEST ASSIST-SCORING STREAK	9 GAMES (TWO TIMES)	9 GAMES (TWO TIMES)
LONGEST POINT-SCORING STREAK	9 GAMES (TWO TIMES)	9 GAMES (TWO TIMES)

CAREER RECORD

YEAR	TEAM	LEAGUE	REGULAR SEASON					PLAYOFFS				
			GP	G	A	PTS	PIM	GP	G	A	PTS	PIM
2005-06	Gatineau (a)	QMJHL	69	39	64	103	64	17	5	15	20	24
2006-07	Gatineau	GMJHL	63	48	64	112	49	5	2	5	7	2
	PHANTOMS	AHL	5	1	1	2	6	--	--	--	--	--
2007-08	FLYERS	NHL	2	0	0	0	0	--	--	--	--	--
	Gatineau	QMJHL	55	38	68	106	37	19	17	34	51	6
2008-09	FLYERS	NHL	42	9	18	27	14	6	2	3	5	6
	PHANTOMS	AHL	33	17	17	34	22	--	--	--	--	--
2009-10	FLYERS	NHL	82	16	31	47	23	23	10	11	21	4
2010-11	FLYERS	NHL	82	25	51	76	47	11	1	11	12	8
2011-12	FLYERS	NHL	77	28	65	93	29	10	8	9	17	13
2012-13	FLYERS	NHL	48	13	35	48	22	--	--	--	--	--
2013-14	FLYERS	NHL	82	28	58	86	46	7	2	4	6	2
FLYERS/NHL TOTALS			415	119	258	377	181	57	23	38	61	33

(a) Drafted by the Flyers in the first round (22nd overall) of the 2006 NHL Entry Draft.

MISCELLANEOUS STATS


YEAR	TEAM	LEAGUE	REGULAR SEASON										PLAYOFFS		
			PP	SH	GW	S	S%	+/-	TF	F%	MIN	PP	SH	GW	
2007-08	FLYERS	NHL	0	0	0	2	0	-2	--	--	9:34	--	--	--	
2008-09	FLYERS	NHL	2	0	0	67	13.4	10	309	47.2	15:09	0	0	0	
2009-10	FLYERS	NHL	8	0	2	145	11	-9	600	49.5	16:36	3	0	2	
2010-11	FLYERS	NHL	8	3	5	169	14.8	20	1095	50	19:23	0	0	0	
2011-12	FLYERS	NHL	6	0	5	242	11.6	6	1543	53.7	21:32	3	2	0	
2012-13	FLYERS	NHL	6	1	2	137	9.5	-7	1182	54.5	21:10	--	--	--	
2013-14	FLYERS	NHL	7	0	7	223	12.6	7	1760	52.9	20:26	0	0	0	
NHL TOTALS		NHL	37	4	21	985	12.1	25	6489	51.3	19:41	6	2	2	



CAREER STATS VS. NHL

TEAM	GP	G	A	PTS	PIM
ANAHEIM	7	2	4	6	2
ARIZONA	6	3	2	5	4
BOSTON	21	3	9	12	12
BUFFALO	21	4	18	22	4
CALGARY	6	1	3	4	2
CAROLINA	19	6	13	19	0
CHICAGO	6	1	9	10	0
COLORADO	4	2	0	2	5
COLUMBUS	8	3	5	8	2
DALLAS	7	2	5	7	4
DETROIT	8	4	5	9	2
EDMONTON	5	1	4	5	0
FLORIDA	22	6	8	14	8
LOS ANGELES	7	1	5	6	2
MINNESOTA	6	1	2	3	2
MONTREAL	18	7	6	13	8
NASHVILLE	7	3	3	6	4
NEW JERSEY	28	7	17	24	24
NY ISLANDERS	29	8	26	34	15
NY RANGERS	32	6	24	30	6
OTTAWA	21	4	11	15	11
PHILADELPHIA	0	0	0	0	0
PITTSBURGH	28	10	18	28	18
SAN JOSE	7	4	4	8	4
ST. LOUIS	6	0	3	3	16
TAMPA BAY	20	3	15	18	6
TORONTO	20	6	13	19	6
VANCOUVER	6	2	6	8	0
WASHINGTON	21	13	9	22	8
WINNIPEG	19	6	11	17	6
NHL TOTALS:	415	119	258	377	181

8 NICKLAS GROSSMANN



DEFENSE | GROHS-man, NIHK-luhs

BIRTHDATE: January 22, 1985 | **BIRTHPLACE:** Stockholm, Sweden

HEIGHT: 6'4" | **WEIGHT:** 226 | **SHOOTS:** Left | **SEASON:** 9th NHL, 4th FLYERS

ACQUIRED: Trade from Dallas, Feb. 16, 2012

2013-14

Appeared in 78 games, his most since playing 81 for Dallas in 2008-09... posted a career-high 13 assists and 14 points... Recorded six hits and six blocked shots on Jan. 28 vs. DET... Tallied two assists on Jan. 7 at NJD, giving him just his second career multi-point game ... Played his 400th game in the NHL on Nov. 7 vs. NJD... Recorded a three-game point streak from Oct. 24-29 (three assists).

CAREER

2012-13: Missed the final 18 games of the season after sustaining a concussion during practice on March 22... Finished the season with 82 blocked shots, which ranked third in the league at the time of his injury... Recorded seven hits in a game on two occasions, on March 9 at BOS and Feb. 23 vs. WPG... Blocked 7 shots against WSH on Feb. 27... Recorded his first goal as a Flyer on Feb. 20 vs. PIT. **2011-12: Playoffs:** Appeared in 9 playoff games... Recorded 1 assist and 8 PIM... Missed 2 games after sustaining a concussion during Game 4 of the ECQF vs. PIT... Regular Season: Sustained a lower-body injury on April 4 vs. PIT... Recorded 2 assists on Feb. 25 at CGY... Posted his 1st point as a Flyer on Feb. 21 at WPG (assist)... Made his Flyers debut on Feb. 18 vs. PIT... Led Dallas with 100 blocked shots at the time of the trade... Played in his 300th career NHL game on Nov. 25 vs. TOR... **2010-11:** Appeared in 59 games with Dallas, recording 1 goal and 9 assists for 10 points... Recorded 35 penalty minutes and was plus-7 for the season... **2009-10:** Appeared in 71 games with Dallas... Tallied 7 assists and 32 penalty minutes... Ended the season with a -3... **2008-09:** Appeared in 81 games with Dallas and was -8 on the season... Recorded a total of 12 points (2G, 10A) and 51 penalty minutes **2007-08:** Appeared in 62 games with Dallas after starting the season with their AHL affiliate (Iowa Stars)... Recorded 7 assists and 22 PIM along with a plus-10 rating... Appeared in 18 games, recording 2 points (1G, 1A) during the only playoff run Dallas had during Grossmann's time on the team.



8 NICKLAS GROSSMANN

STATISTICAL CAREER HIGHS

	FLYERS	CAREER
MOST GOALS (GAME)	1 (TWO TIMES)	1 (FIVE TIMES)
MOST ASSIST (GAME)	2 (TWO TIMES)	2 (TWO TIMES)
MOST POINTS (GAME)	2 (TWO TIMES)	2 (TWO TIMES)
MOST GOALS (SEASON)	1 (TWO TIMES)	2 (2008-09)
MOST ASSIST (SEASON)	13 (2013-14)	13 (2013-14)
MOST POINTS (SEASON)	14 (2013-14)	14 (2013-14)
LONGEST GOAL-SCORING STREAK	1 (FIVE TIMES)	1 (FIVE TIMES)
LONGEST ASSIST-SCORING STREAK	3 (TWO TIMES)	3 (TWO TIMES)
LONGEST POINT-SCORING STREAK	3 (TWO TIMES)	3 (TWO TIMES)

CAREER RECORD

YEAR	TEAM	LEAGUE	REGULAR SEASON					PLAYOFFS				
			GP	G	A	PTS	PIM	GP	G	A	PTS	PIM
2002-03	Sodertalje SK, Jr. Swe-Jr		34	1	1	2	32	--	--	--	--	--
2003-04	Sodertalje SK, Jr.(a) Swe-Jr		33	1	2	3	32	2	0	0	0	0
	Sodertalje SK, Sweden		1	0	0	0	0	--	--	--	--	--
2004-05	Sodertalje SK, Jr. Swe-Jr		12	3	6	9	8	1	0	0	0	0
	Sodertalje SK, Sweden		31	0	2	2	14	9	0	0	0	0
	Sweden	WJC-A	6	0	0	0	37	--	--	--	--	--
2005-06	Iowa	AHL	61	2	3	5	49	7	0	1	1	4
2006-07	Dallas	NHL	8	0	0	0	4	--	--	--	--	--
	Iowa	AHL	67	2	8	10	40	8	0	0	0	10
2007-08	Dallas	NHL	62	0	7	7	22	18	1	1	2	6
	Iowa	AHL	10	0	0	0	10	--	--	--	--	--
2008-09	Dallas	NHL	81	2	10	12	51	--	--	--	--	--
	Sweden	WC-A	9	0	1	1	4	--	--	--	--	--
2009-10	Dallas	NHL	71	0	7	7	32	--	--	--	--	--
2010-11	Dallas	NHL	59	1	9	10	35	--	--	--	--	--
	Sweden	WC-A	2	0	0	0	4	--	--	--	--	--
2011-12	Dallas (b)	NHL	52	0	5	5	26	--	--	--	--	--
	FLYERS	NHL	22	0	6	6	10	9	0	1	1	8
2012-13	FLYERS	NHL	30	1	3	4	21	--	--	--	--	--
	Sodertalje SK	Swe-1	4	0	1	1	4	--	--	--	--	--
2013-14	FLYERS	NHL	78	1	13	14	55	4	0	0	0	2
NHL TOTALS			463	5	60	65	256	31	1	2	3	16
FLYERS TOTALS			130	2	22	24	86	13	0	1	1	10

(a) Drafted by Dallas in the second round (56th overall) of the 2004 NHL Entry Draft.

(b) Traded to the Flyers by Dallas for a 2012 2nd round pick, previously acquired from Los Angeles, and a 2013 3rd round pick, previously acquired from Minnesota, on Feb. 16, 2012.

8 NICKLAS GROSSMANN

MISCELLANEOUS STATS

YEAR	TEAM	LEAGUE	REGULAR SEASON									PLAYOFFS		
			PP	SH	GW	S	S%	+/-	TF	F%	MIN	PP	SH	GW
2007-08	FLYERS	NHL	0	0	0	2	0	-2	--	--	9:34	--	--	--
2008-09	FLYERS	NHL	2	0	0	67	13.4	10	309	47.2	15:09	0	0	0
2009-10	FLYERS	NHL	8	0	2	145	11	-9	600	49.5	16:36	3	0	2
2010-11	FLYERS	NHL	8	3	5	169	14.8	20	1095	50	19:23	0	0	0
2011-12	FLYERS	NHL	6	0	5	242	11.6	6	1543	53.7	21:32	3	2	0
2012-13	FLYERS	NHL	0	0	0	21	4.8	-1	--	--	18:19	--	--	--
2013-14	FLYERS	NHL	0	0	0	71	1.4	-6	--	--	19:06	0	0	0
NHL TOTALS			0	0	1	346	1.5	3	--	--	18:04	0	0	0

CAREER STATS VS. NHL

TEAM	GP	G	A	PTS	PIM
ANAHEIM	28	0	3	3	21
ARIZONA	25	0	2	2	6
BOSTON	9	0	0	0	8
BUFFALO	9	0	1	1	4
CALGARY	17	1	4	5	12
CAROLINA	10	0	3	3	14
CHICAGO	17	0	1	1	8
COLORADO	18	0	0	0	19
COLUMBUS	21	0	4	4	4
DALLAS	2	0	0	0	0
DETROIT	22	1	1	2	12
EDMONTON	20	0	4	4	16
FLORIDA	13	0	3	3	7
LOS ANGELES	28	0	1	1	8
MINNESOTA	21	1	4	5	8
MONTREAL	8	0	0	0	4
NASHVILLE	16	0	3	3	14
NEW JERSEY	18	1	2	3	14
NY ISLANDERS	12	0	6	6	8
NY RANGERS	13	0	2	2	10
OTTAWA	9	0	2	2	2
PHILADELPHIA	6	0	1	1	0
PITTSBURGH	15	1	2	3	10
SAN JOSE	28	0	4	4	18
ST. LOUIS	19	0	1	1	10
TAMPA BAY	10	0	0	0	6
TORONTO	12	0	1	1	0
VANCOUVER	17	0	2	2	4
WASHINGTON	12	0	0	0	7
WINNIPEG	8	0	3	3	2
NHL TOTALS:	463	5	60	65	256

40 VINCENT LECAVALIER



CENTER | luh-KAV-uhl-YAY, VIHN-sihtnt

BIRTHDATE: April 21, 1980 | **BIRTHPLACE:** Ile Bizard, Quebec

HEIGHT: 6'4" | **WEIGHT:** 215 | **SHOOTS:** Left | **SEASON:** 16th NHL, 2nd FLYERS

ACQUIRED: Free Agent – signed July 5, 2013

2013-14

Registered his 400th NHL goal on March 30 vs. BOS... Reached 900 points in the NHL with an overtime goal on March 2 at WSH... Recorded his 500th career assist on Jan. 12 at NYR... Scored his first shootout goal as a Flyer on Nov. 30 at NSH... Recorded his seventh career hat trick on Oct. 26 at NYI, his first since March 11, 2008, which was also against NYI... Scored his first goal as a Flyer on Oct. 5 at MTL.

CAREER

2012-13: Signed with Philadelphia as a free agent on July 5 after being bought out of his TBL contract... Played in his 1000th NHL game, all with TBL, on Jan. 21, becoming the 280th NHL player to reach that milestone... Was 4th on TBL in scoring, assists and points with 10 goals, 22 assists for 32 points... Posted at least a point in eight of the final 13 games of the season upon return from a broken bone in his foot that caused him to miss nine games. **2011-12:** Registered 22 goals and 27 assists in 64 games for 49 points... 4th on TBL in scoring and points. **2010-11: Playoffs:** Led TBL in assists with 13... Scored 3 GWG and recorded 19 points in 18 games to help push TBL to the ECF... **Regular Season:** Appeared in 65 games and registered 54 points (25G, 29A)... **2009-10:** Was 1 of only 3 players on TBL to appear in all 82 regular season games... Was 3rd on TBL in scoring and points, and 2nd in assists... Recorded 70 points in 82 games with 24 goals and 46 assists... **2008-09:** Received season-ending wrist surgery on April 3... Appeared in his 4th NHL All Star Game... Was second on TBL in goals, assists and points for 29 goals, 38 assists and 67 points in 77 games... Was renamed Captain of TBL... **2007-08:** Received both the King Clancy Memorial Trophy and the NHL Foundation Player Award for his tremendous charity work in the community... Recorded 8 straight multi-point games from Nov. 3 - Nov. 16, being the first to do so since Jaromir Jagr in 1996... Was named Captain of the Eastern Conference at the 2008 NHL All Star Game... Recorded 40 goals and 52 assists for 92 points in 81 games... **2006-07: Playoffs:** Tied the franchise record for most goals in a series with 5... Set the franchise record for most shots in a series with 30... Recorded 2 multi-point games in the series... Landed a team-high 4 hits in Game 5 of the ECQF... Scored the game-tying goal, landed 5 hits with 31:29 of ice time in Game 4... Scored his 4th goal of the playoffs and added an assist on the GWG with 4 hits in Game 3... Scored his 3rd goal of the series, fired a team-high 6 shots on goal and landed 3 hits in Game 2... Scored 2 goals in Game 1 to tie Brad Richards for 2nd on the franchise playoff goals list (15), was a plus-2 and landed 3 hits. **Regular Season:** Won the Maurice Richard Trophy as the NHL's leading goal-scorer... Set franchise records for goals in a season with 52 and points in a season with 108... Tied the team record for PPG in a season with 16 (Bradley, 1992-93)... Fired 339 shots to set the franchise mark for most in a season... His 61 points on the road were a Lightning all-time best (St. Louis, 47, 2003-04)... Tied the franchise record with 7 GWG... Was named the NHL's 3rd Star of the Month for March... Became the 1st Lightning player and the first French-Canadian born player since Mario Lemieux to score 50 goals in a season March 30 at CAR (Ward)... Registered his 500th career point with an assist March 22 vs. NJD... Set the franchise record for most points in a season with his 95th and 96th points of the season March 16 vs. BUF... Set the franchise record for goals in a season with his 43rd and tied the record for PPG with his 16th March 6 at VAN... Tied the Lightning record for road points in a season with his 47th Feb. 22 at ATL... Was named the recipient of the Mark Messier Leadership Award for Feb.... Played in his 600th career game, contributing a goal and an assist, Feb. 1 at CAR... Had a 10-game point streak snapped (9-7-16) Jan. 26 vs. NJD... Registered 1 assist at the 2007 NHL All-Star Game... Recorded his 250th career assist while shorthanded Jan. 4 at MIN... Was named the NHL's 3rd Star of the Week for the week ending Dec. 24 after recording 6 points (3-3-6)... Scored his 200th career goal Dec. 19 at WSH... Logged a season-high 27:41 of ice time Dec. 14 at MTL... Was named the NHL's 2nd Star of the Week for the period ending Dec. 10 as he was tied for the league lead in goals and points (4-3-7)... Recorded his 4th career hat trick, tying him for the franchise record, and added two assists for a career high 5 point night Dec. 7 vs. ATL... Had his career-best 11-game point streak snapped Nov. 15 (8-10-18)... Recorded a personal best 4 assists, tying a franchise record, Nov. 4 at BOS... Had his goal streak snapped at a career-high 6 games (6g) Nov. 4 at BOS... Tied Mikael Andersson for 3rd on the Lightning shorthanded goal list Oct. 21 at WSH (7)... Tallied his 50th career power play goal Oct. 14 vs. FLA. **2005-06: Playoffs:** Played in all 5 games and scored a goal while dishing out 3 assists... His goal came with the man advantage... Recorded his 2nd assist of the series in Game 4 April 27 vs. OTT... Recorded his 1st assist of the playoffs on the Lightning's 4th goal in Game 3 at OTT... Scored the 1st goal of the series, the 13th post season goal of his career, in Game 1 April 21 at OTT... **Olympics:** Recorded 3 assists in 6 games with Canada. **Regular Season:** His 35 goals were a personal best and ranked 3rd most in franchise history... Reached the 400 career point mark with an assist April 14 at CAR, becoming the 1st Lightning player to reach that milestone... Tied Dino Ciccarelli (1996-97) for the 3rd most goals in a season in franchise history with his 35th April 8 vs. PIT and tied the franchise record for game winning goals in a season with 7... Recorded a season-high 7-game point streak March 7-March 19 (6g-4a)... Set a personal high by recording 31 PIM March 17 vs. PHI... Netted his 16th goal of the season on a penalty shot Jan. 2 at NYI... Served a one-game suspension Dec. 23 vs. BUF... Scored his first shorthanded goal of the season Dec. 15 at PHX... Recorded 2 assists, the 200th and 201st of his career, Dec. 14 at ANA... Had a goal and 2 assists and tied Brian Bradley for 2nd on the all-time Lightning assists list with 189 Oct. 28 vs. WSH... Recorded a 4-game point streak Oct. 13-Oct. 20 (4g-5a)... Tallied a goal and added three assists, including one on the game winner, for a four-point night Oct. 20 at ATL... Scored a goal Oct. 16 at WSH to tie him with Brian Bradley for 1st on the all-time Lightning power play goals list with 37... Became the 1st Lightning player to score in a shootout (Kolzig)... **2004-05:** Played 30 games with Ak Bars Kazan in Russia and scored 7 goals and added 9 assists with 78 PIM... Appeared in

4 postseason games and scored 1 goal, recording 6 PIM. **2003-04: Playoffs:** Set new career playoff highs in games played, goals, assists, points, PIM, PPG, and shots ... Finished tied for 3rd on the team with 9 goals and 4th in points with 16 ... Scored 2 goals (8, 9) in a game for the 3rd time in the playoffs in Game 6 vs. PHI ... Set a new franchise record for fastest goal to start a game (1:28) May 20 at PHI ... Recorded an assist on the GWG in Game 5 vs. PHI ... Scored 5 goals (in the 1st 3 games) and added 2 assists in a 4-game sweep of MTL in the CSF ... His 5 goals in the series set a new Lightning record for goals in a series ... Tallied his 5th goal of the conference semi-finals with 17 seconds remaining to send the game to overtime in Game 3 April 27 at MTL ... Had back-to-back 2-goal games April 23 and April 25 vs. MTL in the CSF ... **Regular Season:** Scored 2 goals, both game winners, and 5 assists in recording 7 points and earning World Cup MVP in his 1st appearance, winning his 1st World Cup title ... Established new career highs in plus-minus, GWGs, and tied his best in SHGs with 2 ... Finished the season 2nd on the team in goals, GWGs, and 4th in points ... His 32 goals ranks 5th in team history for goals in a season ... Recorded his 6th GWG of the season March 27 vs. WSH to move into 2nd on the all-time franchise GWG in a season list ... Scored his 30th goal of the season March 23 at TOR, scoring 30 for the 2nd consecutive season ... Had a 4-point night with 2 goals and 2 assist, tying his career best March 12 vs. NYR ... Scored his 20th goal of the season to become the first Lightning player to score 20 or more goals in 5 consecutive seasons Feb. 14 vs. FLA ... Had a goal and 2 assists Feb. 12 vs. MTL, tying Brian Bradley for most career points with the Lightning and hitting 300 career points ... Opened the scoring with an unassisted goal Nov. 14 at WSH while playing in his 400th career game ... Registered his 3rd career hat trick Nov. 8 vs. PIT ... Passed Chris Gratton for 2nd all-time in assists with the Lightning Oct. 10 vs. BOS (149) ... **2002-03: Playoffs:** Made his 1st Stanley Cup Playoff appearance, recording 3 goals and 3 assists in 11 games ... Was 3rd on the team, 1st among forwards, with an average of 22:35 in ice time ... Recorded 1st career playoff point with goal at 3:46 of 1st period in Game 3 at WSH on April 15 ... Recorded 1st career playoff assist on GWG in Game 5 vs. WSH on April 18 ... Set up series-winning goal by Martin St. Louis in 3OT of Game 6 at WSH on April 20 ... **Regular Season:** Set career-highs in goals (33), assists (45), points (78), shots on goal (275), and plus-minus (E) ... Named to the 2003 All-Star Game (1st All-Star appearance) ... Skated 16:13 of ice time and registered 2 shots on goal in All-Star Game ... 2nd on team in points and shots ... 3rd on team in assists and PPG ... Finished the season tied for 6th in the NHL in even strength assists (32) and was tied for 8th in even strength points (52) ... Recorded 1st career hat trick Nov. 8 vs. PIT ... Surpassed Chris Gratton for 2nd place on the Lightning career goals list with 2nd goal vs. PIT ... Notched 200th career point with 1st assist vs. CHI (Nov. 9) and surpassed Rob Zamuner for 3rd place on the Lightning career points list with 2nd assist ... Scored 1st career SHG Feb. 14 vs. NYI ... Netted 100th career goal at PHI (Jan. 18) ... With 2 points Feb. 17 vs. WSH, tied and surpassed Chris Gratton for 2nd place on the Lightning career points list (Gratton 236 points with TB) ... Posted 3-1-4 at PHX (March 22) to tie career-highs for goals and points in a game (2nd career hat trick, 1st natural hat trick). **2001-02:** Tied for 2nd on team with 20 goals ... Became 1st player in team history to post 3 consecutive 20-goal seasons ... Made season debut with an assist Oct. 11 at SJS ... Attempted 1st career penalty shot Oct. 30 at TOR (Joseph, unsuccessful) ... Recorded 100th career assist March 22 vs. MTL ... **2000-01:** Appeared in 7 games for Team Canada at the 2001 World Championships, recording 3-2-5 ... Appeared in 68 games for the Lightning, scoring 23-28-51 ... 2nd on team in goals (23) and assists (28) ... 3rd on team in points (51), shots (165) and average ice time (19:37) ... Notched his 100th career point with an assist on Todd Warriner's goal vs. ATL (10/15/00) ... **1999-00:** Led the team in goals (25), assists (42), points (67), shots (166), power-play points (28) and power-play assists (22) ... Tied for 1st on the team in PPG (6) ... Recorded career highs in goals, assists, points, PPG ... Named team captain on March 11, 2000, the youngest full-time captain in NHL history ... Tallied 14 multiple-point games, including 4 with 3-or-more points ... **1998-99:** Ranked 9th among NHL rookies in points (28), 8th in goals (13), and 5th in shots (125), ... Finished 2nd on the team in goals, 4th in points ... Appeared in his 1st NHL game Oct. 9, 1998 at FLA ... Tallied 1st NHL point with assist vs. PIT (Oct. 21, 1998) ... Recorded 1st NHL goal Oct. 25, 1998 vs. VAN ... Recorded 1st multiple-point game (1-1-2) at NYI on Feb. 15, 1999 ... Recorded 1st multiple-goal game Feb. 22, 1999 vs. NJD ... Named NHL Rookie of the Month for February. **JUNIOR CAREER:** Played 2 seasons for Rimouski of the QMJHL, scoring 86 goals, 132 assists and 218 points in 122 regular season games ... Recorded 19 goals and 29 assists for 48 points in 22 playoff games ... Became the 5th QMJHL player selected no. 1 overall in the NHL Entry Draft since 1969 (Lafleur, Lemieux, Turgeon, Daigle). 1997-98: Appeared in 58 games, finishing 1st on the team in goals (44), 2nd in assists (71) and tied for 1st in points (115) ... Was ranked as the top North American junior prospect by the Central Scouting Service in their mid-term report and maintained that position on the final ranking ... Was named to the CHL 1st All-Star Team ... Was named to the QMJHL's 1st All-Star Team ... 1998: Represented Canada in the World Junior Championships in Finland, recording 1-1-2 in 7 games. 1996-97: In his 1st season with Rimouski, appeared in 64 games and finished 2nd on the team in goals (42), 3rd in assists (61) and 3rd in points (103) ... Was named CHL Rookie of the Year and QMJHL Rookie of the Year ... Was a member of the Gold Medal-winning Team Canada in the under-18 Three Nations Tournament in the Czech Republic.

STATISTICAL CAREER HIGHS

	FLYERS	CAREER
MOST GOALS (GAME)	3 (10/26/13 at NYI)	3 (SEVEN TIMES)
MOST ASSISTS (GAME)	1 (17 TIMES)	4 (vs. BOS, 11/4/06)
MOST POINTS (GAME)	3 (10/26/13 at NYI)	5 (vs. ATL, 12/7/06)
MOST GOALS (SEASON)	20 (2013-14)	52 (2006-07)
MOST ASSISTS (SEASON)	17 (2013-14)	56 (2006-07)
MOST POINTS (SEASON)	37 (2013-14)	108 (2006-07)
LONGEST GOAL-SCORING STREAK	2 (FIVE TIMES)	6 GAMES (10/21/06-11/2/06)
LONGEST ASSIST-SCORING STREAK	2 GAMES (TWO TIMES)	5 GAMES (1/4/07-1/11/07)
LONGEST POINT-SCORING STREAK	3 (TWO TIMES)	11 GAMES (10/19/06-11/11/06)

40 VINCENT LECAVALIER

CAREER RECORD


YEAR	TEAM	LEAGUE	REGULAR SEASON						PLAYOFFS				
			GP	G	A	PTS	PIM	GP	G	A	PTS	PIM	
1996-97	Rimouski Oceanic	QMJHL	64	42	60	102	36	4	4	3	7	2	
1997-98	Rimouski Oceanic	QMJHL	58	44	71	115	117	18	15	26	41	46	
1998-99	Tampa Bay	NHL	82	13	15	28	23	--	--	--	--	--	
1999-00	Tampa Bay	NHL	80	25	42	67	43	--	--	--	--	--	
2000-01	Tampa Bay	NHL	68	23	28	51	66	--	--	--	--	--	
2001-02	Tampa Bay	NHL	76	20	17	37	61	--	--	--	--	--	
2002-03	Tampa Bay	NHL	80	33	45	78	39	11	3	3	6	22	
2003-04	Tampa Bay	NHL	81	32	34	66	52	23	9	7	16	25	
2004-05	Kazan Ak-Bars	Russia	30	7	8	15	78	4	1	0	1	6	
2005-06	Tampa Bay	NHL	80	35	40	75	90	5	1	3	4	7	
2006-07	Tampa Bay	NHL	82	52	56	108	44	6	5	2	7	10	
2007-08	Tampa Bay	NHL	81	40	52	92	89	--	5	2	7	10	
2008-09	Tampa Bay	NHL	77	29	38	67	54	--	--	--	--	--	
2009-10	Tampa Bay	NHL	82	24	46	70	63	--	--	--	--	--	
2010-11	Tampa Bay	NHL	65	25	29	54	43	18	6	13	19	16	
2011-12	Tampa Bay	NHL	64	22	27	49	50	--	--	--	--	--	
2012-13	Tampa Bay	NHL	39	10	22	32	29	--	--	--	--	--	
2013-14	FLYERS	NHL	69	20	17	37	44	7	1	1	2	2	
NHL TOTALS			1106	403	508	911	790	70	30	31	61	92	
FLYERS TOTALS			69	20	17	37	44	7	1	1	2	2	

(a) Selected by Tampa Bay in the 1st round (1st overall) of the 1998 NHL Entry Draft

(b) Signed as a free agent by the Flyers, July 2, 2013

MISCELLANEOUS STATS

YEAR	TEAM	LEAGUE	REGULAR SEASON										PLAYOFFS		
			PP	SH	GW	S	S%	+/-	TF	F%	MIN	PP	SH	GW	
1998-99	Tampa Bay	NHL	2	0	2	125	10.4	-19	953	40.3	13:40	--	--	--	
1999-00	Tampa Bay	NHL	6	0	3	166	15.1	-25	1288	44.4	19:18	--	--	--	
2000-01	Tampa Bay	NHL	7	0	3	165	13.9	-26	1278	44.9	19:57	--	--	--	
2001-02	Tampa Bay	NHL	5	0	3	164	12.2	-18	931	41.5	17:09	--	--	--	
2002-03	Tampa Bay	NHL	11	2	3	274	12	0	1200	43.9	19:33	1	0	1	
2003-04	Tampa Bay	NHL	5	2	6	242	13.2	23	1119	41.4	18:04	2	0	0	
2005-06	Tampa Bay	NHL	13	2	7	309	11.3	0	1366	51.2	20:08	1	0	0	
2006-07	Tampa Bay	NHL	16	5	7	339	15.3	2	1653	46.6	22:36	1	0	1	
2007-08	Tampa Bay	NHL	10	1	7	318	12.6	-17	1671	48.8	22:57	--	--	--	
2008-09	Tampa Bay	NHL	10	1	6	291	10	-9	1395	50.9	20:15	--	--	--	
2009-10	Tampa Bay	NHL	5	0	3	295	8.1	-16	1449	53.2	19:47	--	--	--	
2010-11	Tampa Bay	NHL	12	0	5	210	11.9	-5	1161	50.9	18:27	3	0	3	
2011-12	Tampa Bay	NHL	5	0	5	182	12.1	-2	1162	47.8	18:56	--	--	--	
2012-13	Tampa Bay	NHL	5	0	0	86	11.6	-5	742	54.4	17:53	--	--	--	
2013-14	FLYERS	NHL	8	0	3	132	15.1	-16	488	44.6	10:41	1	0	0	
NHL TOTALS			120	13	63	3298	12.2	-133	17856	46.986	18:58	9	0	5	



CAREER STATS VS. NHL

TEAM	GP	G	A	PTS	PIM
ANAHEIM	17	3	11	14	2
ARIZONA	19	9	13	22	7
BOSTON	53	22	29	51	36
BUFFALO	52	22	20	42	48
CALGARY	16	5	9	14	9
CAROLINA	84	31	47	78	46
CHICAGO	18	5	5	10	4
COLORADO	18	3	8	11	8
COLUMBUS	14	6	3	9	2
DALLAS	14	5	5	10	10
DETROIT	16	2	6	8	6
EDMONTON	15	6	5	11	6
FLORIDA	81	27	44	71	50
LOS ANGELES	18	4	6	10	8
MINNESOTA	13	3	3	6	2
MONTREAL	55	20	24	44	73
NASHVILLE	18	7	7	14	4
NEW JERSEY	55	16	28	44	25
NY ISLANDERS	54	26	24	50	41
NY RANGERS	56	17	17	34	36
OTTAWA	52	20	21	41	30
PHILADELPHIA	52	15	27	42	82
PITTSBURGH	56	28	19	47	53
SAN JOSE	19	3	8	11	12
ST. LOUIS	16	3	8	11	12
TAMPA BAY	3	1	0	1	0
TORONTO	53	23	31	54	20
VANCOUVER	13	4	3	7	5
WASHINGTON	80	35	36	71	109
WINNIPEG	76	32	41	73	44
NHL TOTALS:	1106	403	508	911	790



47 ANDREW MACDONALD

DEFENSE

BIRTHDATE: September 7, 1986 **BIRTHPLACE:** Judique, Nova Scotia

SEASON: 7th NHL, 2nd FLYERS | **HEIGHT:** 6'1" | **WEIGHT:** 190 | **SHOOTS:** Left

ACQUIRED: Trade from New York Islanders – February 4, 2014

2013-14

Appeared in 19 games for the Flyers following his acquisition from NYI on February 4, recording four assists... Appeared in his 300th NHL game on March 16 at PIT... With NYI: Recorded a five-game assist streak (0G, 6A) from Dec. 29 - Jan. 6... Had consecutive two-assist games on Dec. 31 at BOS and Jan. 2 vs. CHI... Played a career-high 31:26 on Oct. 22 vs. VAN... Led NHL in blocked shots (242).

CAREER

2012 - 13: Playoffs: Made his Stanley Cup Playoff debut, appearing in the first four games of the Islanders' Eastern Conference Quarterfinals against PIT... Suffered a hand injury in Game 4 and missed the remainder of the series. **Regular Season:** Scored 12 points (3G, 9A) in 48 during his fourth season with the Islanders... Led the team in average time on ice (23:31)... Tied for third in the NHL in blocked shots (123), two shy of the league lead... Appeared in his 200th NHL game on Feb. 19 at OTT... Had a two-point game (1G, 1A), including his first goal of the season on Feb. 28 vs. TOR... Recorded his 50th career assist on April 16 vs. FLA... During the NHL lockout, appeared in 21 games with HC Energie Karlovy Vary of the Czech League, scoring five points (1G, 4A). **2011-12:** Appeared in a career-high 75 games during his third full season with the Islanders, scoring 19 points (5G, 14A)... Established a career-best in goals... Ranked 10th on the team and third amongst defensemen in points... Led all Islanders and tied for fifth in the league with 185 blocked shots... Led the club in shifts per game (26.7) and co-led all Islanders in average time on ice per game (23:22)... Led the Islanders in ice time 27 times (15-8-4)... Scored the Islanders' first goal of the season on Oct. 10 vs. MIN... Missed seven games due to a right leg injury suffered on Nov. 29 at BUF... Recorded a team season-high 29:19 of ice-time on Feb. 7 at PHI. **2010-11:** Led Islanders defensemen in points with 27 (4G, 23A) and in plus-minus rating (+9) during his second NHL campaign and fourth professional season... Posted career highs in assists (23), points and plus-minus... Led the team and tied for 14th in the NHL in blocked shots with 160... Had five multi-point games... Suffered a hand injury in his seventh game of the season on Oct. 21 at TBL and missed 15 games... Recorded the first multi-point game of his career on Dec. 22 vs. TBL (2A)... Had a four-game assist streak from Dec. 18-26 (5A)... Recorded consecutive two-assist games on Dec. 31 at DET and Jan. 3 at CGY... Had a three-game assist streak from Jan. 11-15 (3A)... Recorded his first-career fighting major on Feb. 11 vs. PIT (Vitale)... Suffered a broken nose on Feb. 15 at OTT... Had a four-game assist streak from Feb. 21-26 (4A)... Scored two goals in his 100th NHL/Islanders game on Mar. 5 vs. STL... Was shut down for the season with a hip injury on Mar. 25, with seven games remaining. **2009-10:** Began his third professional season with the Bridgeport Sound Tigers (AHL), playing in 21 games and scoring eight points (2G, 6A) before being called up by the Islanders for the remainder of the season... In 46 games with the Islanders, scored seven points (1G, 6A)... Scored his first NHL point/goal on Dec. 17 vs. NYR... Returned to Bridgeport for the Calder Cup Playoffs... Led Bridgeport in postseason scoring with three goals and one assist in the five-game Eastern Conference Quarterfinals against Hershey. **2008-09:** Posted AHL career-highs in games played (69), goals (9), assists (24), points (33) and penalty minutes (46) with Bridgeport in his second professional season... Made his NHL debut with the Islanders on Feb. 28 vs. BUF... Registered a plus-2 rating in three NHL games... Played in the AHL All-Star Classic... Added two points (1G, 1A) and a plus-2 rating in five Calder Cup Playoff games with Bridgeport. **2007-08:** Started the season with Bridgeport and scored five points (2G, 3A) in 21 games before being reassigned to the Utah Grizzlies (ECHL)... Recorded 12 points (1G, 11A) in 37 games with Utah... Helped Utah reach the National Conference Finals, scoring 12 points (3G, 9A) in 15 postseason games. **Amateur Career: 2006-07:** Scored a career-high 58 points (14G, 44A) and added 81 penalty minutes in 65 games with the Moncton Wildcats (Quebec Major Junior Hockey League)... Made his professional debut with Bridgeport at the end of the season, playing in three games. **2005-06:** Played for the President Cup Champion Moncton Wildcats... Netted 46 points (6G, 40A) in 68 regular season games during his rookie QMJHL campaign... Added 13 points (2G, 11A) and a plus-9 rating in 21 playoff games.

47 ANDREW MACDONALD

CAREER RECORD

YEAR	TEAM	LEAGUE	REGULAR SEASON					PLAYOFFS				
			GP	G	A	PTS	PIM	GP	G	A	PTS	PIM
2003-04	Truro	MJrHL	50	8	20	28	43	10	0	0	0	--
2004-05	Truro	MJrHL	56	11	22	33	60	17	6	7	13	--
2005-06	Moncton	QMJHL	68	6	40	46	62	21	2	11	13	10
	Moncton - M-Cup (a)	QMJHL	--	--	--	--	--	5	0	1	1	2
2006-07	Moncton	QMJHL	65	14	44	58	81	7	1	5	6	4
	Bridgeport	AHL	3	0	0	0	0	--	--	--	--	--
2007-08	Bridgeport	AHL	21	2	3	5	10	--	--	--	--	--
	Utah	ECHL	37	1	11	12	39	15	3	9	12	12
2008-09	NY Islanders	NHL	3	0	0	0	2	--	--	--	--	--
	Bridgeport	AHL	69	9	24	33	46	5	1	1	2	4
2009-10	NY Islanders	NHL	46	1	6	7	20	--	--	--	--	--
	Bridgeport	AHL	21	2	6	8	29	5	3	1	4	10
2010-11	NY Islanders	NHL	60	4	23	27	37	--	--	--	--	--
2011-12	NY Islanders	NHL	75	5	14	19	26	--	--	--	--	--
2012-13	NY Islanders	NHL	48	3	9	12	20	--	--	--	--	--
	HC Energie Karlovy Vary-CzRep21		1	4	5	10	--	--	--	--	--	
	HC Banik Sokolov-CzRep-3		1	0	0	0	0	--	--	--	--	
2013-14	NY Islanders (b)	NHL	63	4	20	24	34	4	0	0	0	4
	FLYERS	NHL	19	0	4	4	16	7	1	1	2	8
NHL TOTALS			314	17	76	93	155	11	1	1	2	12
FLYERS TOTALS			19	0	4	4	16	7	1	1	2	8

(a) Drafted by the New York Islanders in the 6th round (160th overall) in 2006.

(b) Traded to Philadelphia by NY Islanders for a 2014 third-round pick, a 2015 second-round pick and Matt Mangene, Feb 4, 2014.

MISCELLANEOUS STATS

YEAR	TEAM	LEAGUE	REGULAR SEASON								PLAYOFFS			
			PP	SH	GW	S	S%	+/-	TF	F%	MIN	PP	SH	GW
2008-09	Islanders	NHL	0	0	0	1	0	2	--	--	10:10	--	--	--
2009-10	Islanders	NHL	0	0	0	43	2.3	4	--	--	20:05	--	--	--
2010-11	Islanders	NHL	1	0	1	72	5.6	9	--	--	23:24	--	--	--
2011-12	Islanders	NHL	1	0	0	71	7	-5	--	--	23:22	--	--	--
2012-13	Islanders	NHL	1	0	1	45	6.7	-2	--	--	23:31	0	0	0
2013-14	Islanders	NHL	2	0	2	72	5.6	24	--	--	25:25	--	--	--
	FLYERS	NHL	0	0	0	20	0	-3	--	--	22:36	0	0	0
NHL TOTALS			5	0	4	324	5.3	29	--	--	23:07	0	0	0


STATISTICAL CAREER HIGHS

	FLYERS	CAREER
MOST GOALS (GAME)	N/A	2 vs. STL (3/5/11)
MOST ASSIST (GAME)	1 (FOUR TIMES)	2 (EIGHT TIMES)
MOST POINTS (GAME)	1 (FOUR TIMES)	2 (11 TIMES)
MOST GOALS (SEASON)	N/A	5 (2011-12)
MOST ASSIST (SEASON)	4 (2013-14)	24 (2013-14)
MOST POINTS (SEASON)	4 (2013-14)	28 (2013-14)
LONGEST GOAL-SCORING STREAK	N/A	2 GAMES (3/2/11-3/5/11)
LONGEST ASSIST-SCORING STREAK	N/A	5 GAMES (12/29/13-1/6/14)
LONGEST POINT-SCORING STREAK	N/A	5 GAMES (12/29/13-1/6/14)



CAREER STATS VS. NHL

TEAM	GP	G	A	PTS	PIM
ANAHEIM	4	0	1	1	2
ARIZONA	5	0	3	3	0
BOSTON	17	1	5	6	2
BUFFALO	15	0	5	5	0
CALGARY	3	1	2	3	0
CAROLINA	14	1	5	6	6
CHICAGO	5	0	3	3	2
COLORADO	7	0	2	2	8
COLUMBUS	5	0	1	1	2
DALLAS	5	0	2	2	2
DETROIT	6	0	3	3	4
EDMONTON	3	0	0	0	0
FLORIDA	14	1	4	5	4
LOS ANGELES	5	0	1	1	4
MINNESOTA	5	3	1	4	2
MONTREAL	12	0	1	1	4
NASHVILLE	5	0	0	0	2
NEW JERSEY	23	1	3	4	6
NY ISLANDERS	0	0	0	0	0
NY RANGERS	26	2	5	7	18
OTTAWA	14	0	2	2	16
PHILADELPHIA	20	0	4	4	4
PITTSBURGH	26	0	3	3	25
SAN JOSE	2	0	0	0	0
ST. LOUIS	7	3	1	4	12
TAMPA BAY	16	1	4	5	12
TORONTO	18	1	5	6	10
VANCOUVER	3	0	2	2	0
WASHINGTON	16	1	6	7	6
WINNIPEG	13	1	2	3	2
NHL TOTALS:	314	17	76	93	155



35 STEVE MASON

GOALIE

BIRTHDATE: May 29, 1988 | **BIRTHPLACE:** Oakville, Ontario

Season: 7th NHL, 3rd Flyers | **Height:** 6'4" | **Weight:** 217 | **Catches:** Right

ACQUIRED: Trade from Columbus, April 3, 2013

2013-14

Won the Gene Hart Memorial Award for the Flyer who played the most "heart" as voted by the Philadelphia Flyers Fan Club... Recorded his 21st career shutout and his second as a Flyer on Jan. 28 vs. Detroit... Went six consecutive starts without a regulation loss from Dec. 9-23, posting a record of 4-0-2 in that span... Recorded his 20th career shutout and his first shutout win as a Flyer on Nov. 30 at Nashville.

CAREER

2012-13: Recorded a 4-2 record, 1.90 GAA and .944 SV% in seven games with the Flyers after being acquired at the trade deadline... finished his season with wins in four consecutive starts... made 38 or more saves in three of those four wins (38 vs. NYR, April 16; 39 vs. BOS, April 23; 43 at OTT, April 27)... picked up his first win as a Flyer in his first home start on April 16 vs. NYR... played his first game as a Flyer on April 6 at Winnipeg, stopping all nine shots he faced in a third period relief appearance... was 3-6 with a 2.95 GAA and a .899 SV% in 13 appearances for Columbus. **2011-12:** Played his fourth season in Columbus... Had two assists (March 17 at VAN and April 5 at COL) to tie the club record for goaltender assists in a season... finished the season with a record of 11-7-1 with a .911 SV% in his final 19 games... Played the 200th game of his NHL career Jan. 31 at SJS... Stopped all 33 shots he faced March 1 at COL for his 19th career shutout. **2010-11:** Faced a career-high 50 shots and matched his career high with 47 saves Nov. 19 at ANA... Ranked seventh (tied) in the NHL in shutouts and had two assists to tie the club record for goaltender assists in a season in 2009-10... Had 32 saves and registered the first point of his NHL career with an assist Oct. 24 at ANA. **2009-10:** Played the 100th game of his NHL career Jan. 26 vs. NSH. **2008-09 Playoffs:** Made his Stanley Cup Playoff debut in Game 1 of the Western Conference Quarterfinals (WCQF) at Detroit on April 16, 2009... Registered the first point of his Stanley Cup Playoff career with an assist in Game 4 of the WCQF April 23 vs. Detroit. **Regular Season:** Won the Calder Trophy as the NHL rookie of the year and finished as the runner-up for the Vezina Trophy as top goaltender in the NHL... was named Second Team NHL All-Star and to the All-Rookie Team after leading the NHL and setting a club record for shutouts... set a franchise record for wins and ranked second in the NHL in GAA, ninth (tied) in wins and 11th (tied) in SV%... Named NHL Rookie of the Month for November and December 2008... Named to the NHL YoungStars Game presented by Upper Deck (did not play)... Became first goaltender in franchise history to post three-straight shutouts (Dec. 27-31) and set the individual and team franchise records for longest shutout streak, going 199:19 without allowing a goal (2:08 remaining in game Dec. 23 vs. LAK through 17:20 of the first period Jan. 2 at COL)... Stopped 47-of-48 shots Dec. 17 vs. SJS that left him one save shy of the franchise record of 48 (set twice previously)... Opened the 2008-09 season playing in three games with Syracuse (AHL) and stopped 31-of-32 shots to earn his first professional win in his first professional game Oct. 29 at Grand Rapids. **Amateur Career:** Combined to play three seasons (2005-08) with London and Kitchener (OHL)... Ranked third in the OHL in wins, fourth in SV% and was fifth in GAA and shutouts (tied) in 2007-08... Appeared in five playoff games before suffering a knee injury that forced him to miss the remainder of the playoffs in 2007-08... Represented Canada at the 2008 World Junior Championships and was named the Most Valuable Player and Top Goaltender of the tournament after leading Canada to its fourth-straight gold medal... Was recalled to Columbus three times during the 2007-08 season, but did not see any game action... Led the Knights to their fourth-consecutive Hamilton Spectator Trophy, along with the team's fourth-consecutive Midwest Division championship in 2006-07... Was named OHL Goaltender of the Year and his 45 regular season wins set an OHL record for goaltenders in 2006-07.

CAREER RECORD

YEAR	TEAM	LEAGUE	REGULAR SEASON									PLAYOFFS					
			GP	Min	GA	SO	GAA	W	L	OT	GP	Min	GA	SO	GAA	W	L
2005-06	London	OHL	12	497	22	0	2.66	5	3	0	4	150	7	0	2.80	0	1
2006-07	London	OHL	62	3,733	199	2	3.20	45	13	4	16	931	54	0	3.48	9	7
2007-08	London	OHL	26	1,569	73	2	2.79	19	4	3	--	--	--	--	--	--	--
	Kitchener	OHL	16	961	33	1	2.06	13	3	0	5	313	10	1	1.92	5	0
2008-09	Columbus	NHL	61	3,664	140	10	2.29	33	20	7	--	--	--	--	--	--	--
	Syracuse	AHL	3	184	5	0	1.63	2	1	0	--	--	--	--	--	--	--
2009-10	Columbus	NHL	58	3,201	163	5	3.06	20	26	9	--	--	--	--	--	--	--
2010-11	Columbus	NHL	54	3,027	153	3	3.03	24	21	7	--	--	--	--	--	--	--
2011-12	Columbus	NHL	46	2,534	143	1	3.39	16	26	3	--	--	--	--	--	--	--
2012-13	Columbus (a)	NHL	13	712	35	0	2.95	3	6	1	--	--	--	--	--	--	--
2013-14	FLYERS	NHL	61	3,485	145	4	2.50	33	18	7	5	243	8	0	1.97	2	2
NHL TOTALS			300	17001	791	23	2.79	133	119	34	5	243	8	0	1.97	2	2
FLYERS TOTALS			68	3863	157	4	2.44	37	20	7	5	243	8	0	1.97	2	2

(a) Drafted by the Columbus Blue Jackets in the third round (69th overall) of the 2006 NHL Entry Draft.

(b) Acquired by Philadelphia from Columbus in exchange for goaltender Michael Leighton and a third-round draft pick in 2015

STATISTICAL CAREER HIGHS

	FLYERS	CAREER
WINS (SEASON)	33 (2013-14)	33 (TWO TIMES)
SHUTOUTS (SEASON)	4 (2013-14)	10 (2008-09)




35 STEVE MASON

CAREER STATS VS. NHL

TEAM	GP	W-L-T-OT	SO	GA	GAA	SV%
ANAHEIM	13	5-7-0-0	1	40	3.34	.890
ARIZONA	11	4-7-0-0	0	34	3.11	.899
BOSTON	6	3-1-0-2	1	13	2.29	.931
BUFFALO	6	3-3-0-0	1	15	2.54	.895
CALGARY	13	5-4-0-3	1	36	2.97	.892
CAROLINA	8	5-2-0-1	0	16	2	.938
CHICAGO	20	6-10-0-3	0	66	3.52	.885
COLORADO	14	5-7-0-2	1	38	3	.903
COLUMBUS	2	1-1-0-0	0	6	3.08	.893
DALLAS	11	5-4-0-1	0	25	2.53	.913
DETROIT	22	10-10-0-2	4	58	2.71	.921
EDMONTON	12	7-4-0-0	1	38	3.73	.859
FLORIDA	7	6-1-0-0	1	11	1.55	.950
LOS ANGELES	13	6-7-0-0	2	36	3.08	.892
MINNESOTA	12	5-6-0-1	0	31	2.63	.908
MONTREAL	3	3-0-0-0	0	5	1.62	.936
NASHVILLE	19	6-7-0-5	2	46	2.39	.915
NEW JERSEY	4	0-4-0-0	0	13	3.28	.887
NY ISLANDERS	7	4-1-0-1	0	16	2.42	.923
NY RANGERS	7	4-1-0-1	0	16	2.49	.928
OTTAWA	8	5-2-0-1	2	16	1.97	.937
PHILADELPHIA	3	1-1-0-0	1	7	3.41	.873
PITTSBURGH	8	4-2-0-1	1	18	2.54	.919
SAN JOSE	14	6-7-0-1	1	38	2.83	.917
ST. LOUIS	16	6-6-0-2	0	42	2.7	.902
TAMPA BAY	4	1-2-0-1	0	12	3.24	.850
TORONTO	7	3-3-0-1	0	22	3.65	.876
VANCOUVER	14	5-6-0-2	0	43	3.25	.896
WASHINGTON	11	6-3-0-2	2	30	2.85	.906
WINNIPEG	5	3-0-0-1	1	4	0.91	.968
NHL TOTALS:	300	133-119-0-34	23	791	2.79	.907

20 CHRIS PRONGER



DEFENSE | PRAWN-guhr, KRIHS

BIRTHDATE: October 10, 1974 | **BIRTHPLACE:** Dryden, Ontario

HEIGHT: 6'6" | **WEIGHT:** 220 | **SHOOTS:** Left | **SEASON:** 20th NHL, 5th Flyers

ACQUIRED: Trade from Anaheim - June 26, 2009

2013-14:

2013-14: Missed season due to post-concussion syndrome.


CAREER

2012-13: Missed season due to post-concussion syndrome. **2011-12:** On Dec. 15, was ruled out for the remainder of the 2011-12 regular season and playoffs after being diagnosed with severe post-concussion syndrome... underwent surgery on Nov. 28 to remove loose bodies from his left knee... posted a pair of assists on Nov. 19 at WPG... recorded three assists on Nov. 14 at CAR... missed six games after receiving a high stick to the eye on Oct. 24 vs. TOR... started the season with a five-game scoring streak (1-5-6). **2010-11: Playoffs:** Had one assist in three games played... Missed the last three games of the ECSF vs. Boston with a lower body injury... Missed first five games of ECQF vs. Buffalo while recovering from a broken hand. **Regular Season:** Underwent surgery to repair broken hand on 3/17 and missed the team's final 16 regular season games... Had four assist game vs. Montreal on 1/25... Underwent surgery on 12/17 to repair broken bone in foot, and missed 13 games... Had two assists at Washington on 11/20... Played in his 100th game as a Flyer vs. Tampa Bay on 11/18... Had a three-game point streak from 11/11-11/15 (OG, 3A)... Scored two power play goals vs. NY Islanders on 10/30. **2009-10:** Recipient of the Bobby Clarke Trophy as the team's most valuable player and recipient of the Barry Ashbee Trophy as the team's most outstanding defenseman, both as voted by a panel of sportscasters and sportswriters... Led the team in assists (45), blocks (189 - 5th in NHL), plus/minus (+22), average time-on-ice (25:55) and the Flyers defense in points (55), which also ranked third overall on the Flyers and fifth overall in the NHL... Became the first Flyers defenseman to record 50 or more points in a season since Eric Desjardins, who also had 55 points, did so in 1999-00... Played in his 1,100 NHL game on 4/2 vs. Montreal... Scored the game-winning-goal with 2.1 seconds left vs. Chicago on 3/13 (new Flyers home-ice record for latest GWG in 3rd)... Recorded his 500th NHL assist at Florida on 3/3... Won a gold medal with Team Canada for the second time (2002) in his fourth Olympics (2nd wearing an "A", 2002), where he had five points (5A) and a +3 rating in seven games... Had a five-game point streak (8pts - 1G,7A) from 1/3-1/12... Had recorded over 28 minutes of ice time in a game 11x this season and over 30 minutes six times... Had 11 multi-point games on the season... Had a six-game point streak (10/31-11/14)... Had first goal as a Flyer at New Jersey on 10/3... Reached his 1,500 penalty minute vs. NY Islanders on 12/8... Was +4 in Game 4 of the Stanley Cup Finals vs. Chicago... Had assist in Game 3 and two assists in Game 1... Had three assists in Eastern Conference Final vs. Montréal... Recorded 6 pts (2G,4A) in Eastern Conference Semi Finals... Had 5 pts (2G,3A) in Eastern Conference Quarter Finals... Recorded a point in each of the first 4 games of the series... **2008-09:** Appeared in the Stanley Cup Playoffs for the 13th consecutive season, posting a total of 10 points (2G,8A) and 12 penalty minutes in 13 contests... Recorded four points (1G,3A), six PIM and a plus/minus rating of +6 in the Ducks' six-game series win over the Sharks in the WCQF... Recorded six points (1G,5A) and six PIM in their seven-game series against the DET... Appeared in all 82 games for the first time in his NHL career... Finished second on Anaheim's defense in goals (11), assists (37) and points (48)... Collected his 600th NHL point on Mar. 18 vs. NSH... Appeared in his 1,000th NHL game, earning an assist, Feb. 20 at DET... Had a season-high six-game point streak (3G,5A-8pts) from Oct. 29-Nov. 7, falling one game shy of his career high... **2007-08:** Appeared in his 900th NHL game (scored the GWG in OT for a 4-3 Ducks victory) on Dec. 10 at CLS... Recorded his 400th career assist on Oct. 15 vs. DET... Appeared in all six games against Dallas in the WCQF scoring five points (2G,3A), and finished tied with Ryan Getzlaf for the team lead in the playoffs... **2006-07:** Won his first Stanley Cup with ANH... Among playoff leaders, T-1st in plus/minus (+10), T-3rd in PPA, 4th in average TOI (30:11), T-4th in assists (12) and T-7th in points (15)... Ranked second among NHL defensemen and tied for second overall on the Ducks in postseason scoring... Set club records for goals, assists and points by defenseman in a postseason... Finished tied for second in club history for most points in a single playoff season... Had a five-game point streak with seven points (2G,5A) from Apr. 13-25, the longest by a Duck in the 2007 postseason... Finished the regular season ranked T-6th among NHL defensemen in points (59), sixth in assists (46) and first in points per game (.89)... Led the Ducks in plus/minus (+27) being a plus-or-even player in 58 of 66 games and breaking the franchise record for highest plus/minus by a defenseman in a season... Recorded his 500th NHL point on Feb. 15 at PHX **2005-06:** Led Edmonton to the 2006 Stanley Cup Final... Recorded 21 points (5G,16A) in the playoffs, the most points scored by an NHL defenseman in the postseason since Brian Leetch had 34 points for the 1994 NYR... Played over 40 minutes twice in the playoffs... Recorded two points (1G,1A) in Game 1 of the SCF at CAR, including the first penalty shot goal in SCF history (there had been eight previous penalty shots taken in Final history, none resulting in goals)... Collected a team record-tying three assists in one period in Game 5 of the WCQF on Apr. 29 at DET... Played

among NHL defensemen in power-play scoring and 15th overall with 42 points (10G,32A)...Recorded 12 multiple-point games...Tied his career high for points (fourth time) and assists (second time) with four assists on Dec. 31 at CGY... Was acquired by EDM from STL in exchange for Eric Brewer, Doug Lynch and Jeff Woywitka, Aug. 2, 2005... **2003-04:** Led Blues defensemen and T-2nd in NHL with 54 points... Named to the All-Star Game for the fifth time...Finished third in Norris Trophy voting behind S. Niedermayer and Z. Chara...Tied his career high in goals (14)...Played his 700th NHL game on Feb. 16 vs. PHX...Tallied his 300th NHL assist on Mar. 9 vs. NYI and 400th NHL point on Apr. 3 at NSH... **2002-03:** Recorded his 50th career playoff point in Game 4 of the WCQF on Apr. 16 vs. VAN... **2001-02:** Scored 47 points (7G,40A), tying for eighth among NHL defensemen...Led the Blues and ranked 16th in the NHL in plus/minus (+16)...Played his 600th career NHL game on Jan. 8 at SJ... Selected to the All-Star Game for the fourth time (third as a starter)... **2000-01:** Played in 15 playoff games as the Blues advanced to the WCF... Was sixth on the Blues in points (47) and third in plus/minus (+21) despite missing 31 games due to injury...Averaged nearly one point per game (0.9) with 47 points in 51 games... **1999-00:** Won both the Hart (MVP) and Norris Trophy (top defenseman), marking the first time the same player has won both since Bobby Orr (1972)...Led the Blues and all NHL defensemen with 48 assists and finished second among NHL defensemen with 62 points... Also led the NHL in plus/minus (+52)...Played his 500th NHL game on Mar. 20 vs. WSH...Recorded his 200th NHL point on Dec. 10 at CHI... **1998-99:** Recorded 12 multi-point games with STL, including three, three-point contests... Played in his 400th NHL game on Jan. 21 vs. TOR... **1997-98:** Named the 16th and youngest captain in STL history on Sept. 27...Led the NHL in plus/minus (+47)... Was a finalist for the Norris Trophy...Had his 100th career NHL assist on Apr. 4 vs. COL...Had 10 points (1G,9A) in 10 playoff games... **1996-97:** Led St. Louis in plus/minus (+15)... **1995-96:** Played his first season in STL... Was acquired by STL from Hartford in exchange for Brendan Shanahan on July 27, 1995...Ranked second among STL defensemen with 25 points (7G,18A)... **1994-95:** Completed his second season with Hartford in the lockout-shortened season...Had 14 points in 43 regular season games... **1993-94:** Appeared in his rookie season with Hartford...Was named to the NHL All-Rookie Team and won the club's Most Valuable Defenseman Award...Led all Whalers defensemen with 30 points (5G,25A)...Played in his first NHL game on Oct. 6 at MTL... Recorded his first NHL point (assist) on Oct. 9, 1993 vs. PHI...Scored his first NHL goal on Nov. 6, 1993 at NYI... **International:** Has represented Team Canada on several occasions, including four Olympic Games (1998, 2002, 2006, and 2010)... Was alternate captain for Team Canada in 2002 and 2010 Winter Olympics... Played for Canada at the World Cup (1996 & 2004)... Represented Canada at the 1992 World Jr. Championships... **Miscellaneous:** Was named to the OHL's First All-Star Team and Canadian Major Junior's First All-Star Team in 1993...also named Canadian Major Junior's Defenseman of the Year in 1993.

STATISTICAL CAREER HIGHS

	FLYERS	CAREER
MOST GOALS (GAME)	2 (10/30/10)	2 (14 TIMES)
MOST ASSIST (GAME)	4(VS. MTL, 1/25/11)	4 (FIVE TIMES)
MOST POINTS (GAME)	4 (VS. MTL, 1/25/11)	4 (SEVEN TIMES)
MOST GOALS (SEASON)	10 (2009-10)	14 (1999-00)
MOST ASSIST (SEASON)	45 (2009-10)	48 (1999-00)
MOST POINTS (SEASON)	55 (2009-10)	62 (1999-00)
LONGEST GOAL-SCORING STREAK	NONE	3 GAMES (3/11/97-3/14/97)
LONGEST ASSIST-SCORING STREAK	5 GAMES (TWO TIMES)	7 GAMES (12/30/00-1/10/01)
LONGEST POINT-SCORING STREAK	6 GAMES (10/31/09-11/14/09)	7 GAMES (12/30/00-1/10/01)



CAREER STATS VS. NHL

TEAM	GP	G	A	PTS	PIM
ANAHEIM	39	7	21	28	68
BOSTON	32	3	11	14	45
BUFFALO	32	6	10	16	76
CALGARY	50	12	34	46	59
CAROLINA	25	3	18	21	48
CHICAGO	56	9	23	32	82
COLORADO	59	6	23	29	64
COLUMBUS	29	8	11	19	26
DALLAS	59	7	21	28	75
DETROIT	58	9	27	36	108
EDMONTON	45	5	20	25	84
FLORIDA	29	3	11	14	31
LOS ANGELES	56	5	29	34	110
MINNESOTA	31	2	8	10	38
MONTREAL	31	2	14	16	45
NASHVILLE	43	9	26	35	30
NEW JERSEY	31	2	13	15	20
NY ISLANDERS	31	6	13	19	28
NY RANGERS	34	7	9	16	30
OTTAWA	30	1	16	17	18
PHILADELPHIA	23	1	15	16	20
PHOENIX	63	15	36	51	113
PITTSBURGH	35	3	19	22	65
SAN JOSE	60	11	30	41	60
ST. LOUIS	19	2	10	12	20
TAMPA BAY	31	2	15	17	28
TORONTO	40	3	19	22	39
VANCOUVER	53	6	21	27	91
WASHINGTON	31	2	12	14	30
WINNIPEG	12	0	6	6	39
NHL TOTALS:	1167	157	541	698	1590

20 CHRIS PRONGER

CAREER RECORD

YEAR	TEAM	LEAGUE	REGULAR SEASON							PLAYOFFS				
			GP	G	A	PTS	PIM	GP	G	A	PTS	PIM		
1991-92	Peterborough	OHL	63	17	45	62	90	10	1	8	9	28		
1992-93	Peterborough	OHL	61	15	62	77	108	21	15	25	40	51		
1993-94	Hartford (a)	NHL	81	5	25	30	113	--	--	--	--	--		
1994-95	Hartford	NHL	43	5	9	14	54	--	--	--	--	--		
1995-96	St. Louis (b)	NHL	78	7	18	25	110	13	1	5	6	16		
1996-97	St. Louis	NHL	79	11	24	35	143	6	1	1	2	22		
1997-98	St. Louis	NHL	81	9	27	36	180	10	1	9	10	26		
1998-99	St. Louis	NHL	67	13	33	46	113	13	1	4	5	28		
1999-00	St. Louis (c, d)	NHL	79	14	48	62	92	7	3	4	7	32		
2000-01	St. Louis	NHL	51	8	39	47	75	15	1	7	8	32		
2001-02	St. Louis	NHL	78	7	40	47	120	9	1	7	8	24		
2002-03	St. Louis	NHL	5	1	3	4	10	7	1	3	4	14		
2003-04	St. Louis	NHL	80	14	40	54	88	5	0	1	1	16		
2005-06	Edmonton (e)	NHL	80	12	44	56	74	24	5	16	21	26		
2006-07	Anaheim (f, g)	NHL	66	13	46	59	69	19	3	12	15	26		
2007-08	Anaheim Ducks	NHL	72	12	31	43	128	6	2	3	5	12		
2008-09	Anaheim (h)	NHL	82	11	37	48	88	13	2	8	10	12		
2009-10	FLYERS	NHL	82	10	45	55	79	23	4	14	18	36		
2010-11	FLYERS	NHL	50	4	21	25	44	3	0	1	1	4		
2011-12	FLYERS	NHL	13	1	11	12	10	--	--	--	--	--		
NHL TOTALS			1167	157	541	698	1590	173	26	95	121	326		
FLYERS TOTALS			145	15	77	92	133	26	4	15	19	40		

(a) Drafted by the Hartford Whalers in the first round (2nd Overall) in the 1993 NHL Entry Draft.

(b) Traded to St. Louis by Hartford for Brendan Shanahan, July 27, 1995.

(c) Won the Hart Memorial Trophy in 2000.

(d) Won the James Norris Memorial Trophy in 2000

(e) Traded to Edmonton by St. Louis for Eric Brewer, Doug Lynch and Jeff Woywitka, August 2, 2005.

(f) Traded to Anaheim by Edmonton for Joffrey Lupul, Ladislav Smid, Anaheim's 1st round choice in 2007 Entry Draft and Anaheim's 1st and 2nd round choices in 2008 Entry Draft, July 3, 2006.

(g) Won the Stanley Cup with the Anaheim Ducks, 2007.

(h) Traded to the Flyers by Anaheim with center Ryan Dingle for right wing Joffrey Lupul, Luca Sbisa, Philadelphia's first-round pick in the 2009 Entry Draft (No. 21), a first-round pick in the 2010 Entry Draft, and a conditional pick in the 2010 or 2011 Entry Draft, June 26, 2009.

MISCELLANEOUS STATS

YEAR	TEAM	LEAGUE	REGULAR SEASON										PLAYOFFS		
			PP	SH	GW	S	S%	+/-	TF	F%	MIN	PP	SH	GW	
1993-94	Hartford	NHL	2	0	0	174	2.9	-3	--	--	--	--	--	--	
1994-95	Hartford	NHL	3	0	1	94	5.3	-12	--	--	--	--	--	--	
1995-96	St. Louis	NHL	3	1	1	138	5.1	-18	--	--	--	1	0	0	
1996-97	St. Louis	NHL	4	0	0	147	7.5	15	--	--	--	1	0	0	
1997-98	St. Louis	NHL	1	0	2	145	6.2	47	--	--	27:18	1	0	0	
1998-99	St. Louis	NHL	8	0	0	172	7.6	3	--	--	30:36	1	0	0	
1999-00	St. Louis	NHL	8	0	3	192	7.3	52	--	--	30:14	3	0	2	
2000-01	St. Louis	NHL	4	0	0	121	6.6	21	--	--	27:44	1	0	0	
2001-02	St. Louis	NHL	4	1	3	204	3.4	23	--	--	29:28	1	0	0	
2002-03	St. Louis	NHL	0	0	0	11	9.1	-2	--	--	21:38	1	0	0	
2003-04	St. Louis	NHL	7	0	3	203	6.9	-1	--	--	27:27	0	0	0	
2005-06	Edmonton	NHL	10	0	3	155	7.7	2	--	--	27:59	5	0	0	
2006-07	Anaheim	NHL	8	0	2	166	7.8	27	--	--	27:05	3	0	0	
2007-08	Anaheim	NHL	8	0	4	182	6.6	-1	--	--	26:00	2	0	0	
2008-09	Anaheim	NHL	4	0	2	196	5.6	0	--	--	26:56	2	0	1	
2009-10	FLYERS	NHL	5	0	2	175	5.7	22	--	--	25:55	3	0	0	
2010-11	FLYERS	NHL	3	0	1	112	3.6	7	--	--	22:29	0	0	0	
2011-12	FLYERS	NHL	1	0	0	23	4.3	1	--	--	22:28	--	--	--	
NHL TOTALS			83	2	27	2610	6.00	183	--	--	27:27	13	0	3	

12 MICHAEL RAFFL



RIGHT WING | RAH-full

BIRTHDATE: December 1, 1988 | **BIRTHPLACE:** Villach, Austria

HEIGHT: 6'0" | **WEIGHT:** 192 | **SHOOTS:** Left

ACQUIRED: Free Agent – Signed on May 31, 2013

2013-14

Appeared in all seven playoff games, recording one assist... posted three assists on Dec. 15 vs. WSH... scored first NHL goal Dec. 9 at OTT... Recalled from Adirondack Oct. 12 and made NHL debut that night vs. DET... began season with Adirondack, recording a goal and two assists in two games.

CAREER

2012-13: Led Leksands IF (SHL) in scoring with 46 points (24G, 22A) in 49 games... **2011-12:** Appeared in 39 games for Leksands IF, recording 23 points (10G, 13A). **2005-2011:** Played parts of six seasons for VSV EC in Austria... recorded 67 goals and 65 assists, along with 239 PIM, in 229 career games.

CAREER RECORD

YEAR	TEAM	LEAGUE	REGULAR SEASON					PLAYOFFS				
			GP	G	A	PTS	PIM	GP	G	A	PTS	PIM
2008-09	EC VSV Villach-Austria	EBHL	49	9	10	19	77	6	0	2	2	12
2009-10	EC VSV Villach-Austria	EBHL	42	25	18	43	54	5	1	0	1	14
2010-11	EC VSV Villach-Austria	EBHL	50	26	29	55	62	8	5	4	9	20
2011-12	Leksands IF	SWE-1	45	10	14	24	26	--	--	--	--	--
2012-13	Leksands IF	SWE-1	59	27	25	52	44	--	--	--	--	--
2013-14	PHANTOMS	AHL	2	1	2	3	0					
	FLYERS	NHL	68	9	13	22	28	7	0	1	1	0
	NHL/FLYERS TOTALS		68	9	13	22	28	7	0	1	1	0

a) Free Agent - Signed on May 31, 2013

MISCELLANEOUS STATS

YEAR	TEAM	LEAGUE	REGULAR SEASON										PLAYOFFS		
			PP	SH	GW	S	S%	+/-	TF	F%	MIN	PP	SH	GW	
2013-14	FLYERS	NHL	0	0	3	101	8.9	2	93	55.9	12:59	0	0		
	NHL TOTALS		0	0	3	101	8.9	2	93	55.9	12:59	0	0		


STATISTICAL CAREER HIGHS

	FLYERS	CAREER
MOST GOALS (GAME)	1 (NINE TIMES)	1 (NINE TIMES)
MOST ASSIST (GAME)	3 (vs. WSH, 12/15/13)	3 (vs. WSH, 12/15/13)
MOST POINTS (GAME)	3 (vs. WSH, 12/15/13)	3 (vs. WSH, 12/15/13)
MOST GOALS (SEASON)	9 (2013-14)	9 (2013-14)
MOST ASSIST (SEASON)	13 (2013-14)	13 (2013-14)
MOST POINTS (SEASON)	22 (2013-14)	22 (2013-14)
LONGEST GOAL-SCORING STREAK	2 GAMES (2/3/14-2/6/14)	2 GAMES (2/3/14-2/6/14)
LONGEST ASSIST-SCORING STREAK	N/A	N/A
LONGEST POINT-SCORING STREAK	2 GAMES (FOUR TIMES)	2 GAMES (FOUR TIMES)



CAREER STATS VS. NHL

TEAM	GP	G	A	PTS	PIM
ANAHEIM	2	1	0	1	0
ARIZONA	0	0	0	0	0
BOSTON	3	0	1	1	0
BUFFALO	2	0	0	0	0
CALGARY	2	0	0	0	0
CAROLINA	2	0	1	1	2
CHICAGO	2	0	0	0	2
COLORADO	2	1	0	1	0
COLUMBUS	4	0	1	1	0
DALLAS	2	1	0	1	4
DETROIT	3	0	2	2	2
EDMONTON	2	0	0	0	0
FLORIDA	1	0	0	0	2
LOS ANGELES	2	0	0	0	0
MINNESOTA	2	0	0	0	0
MONTREAL	2	2	0	2	2
NASHVILLE	2	0	0	0	0
NEW JERSEY	4	0	0	0	0
NY ISLANDERS	3	1	1	2	2
NY RANGERS	4	0	0	0	0
OTTAWA	1	1	1	2	2
PHILADELPHIA	0	0	0	0	0
PITTSBURGH	4	0	0	0	4
SAN JOSE	2	1	0	1	2
ST. LOUIS	2	0	0	0	0
TAMPA BAY	3	0	0	0	0
TORONTO	2	0	1	1	0
VANCOUVER	2	0	2	2	0
WASHINGTON	5	1	3	4	4
WINNIPEG	1	0	0	0	0
NHL TOTALS:	68	9	13	22	28



24 MATT REED

LEFT WING | REED, MAT

BIRTHDATE: June 14, 1986 | **BIRTHPLACE:** Ilderton, Ontario
HEIGHT: 5'10" | **WEIGHT:** 185 | **SHOOTS:** Right | **SEASON:** 4th NHL, 4th Flyers
ACQUIRED: Free agent – signed March 23, 2011

2013-14

Tied for 3rd in the NHL and led the Flyers in shorthanded goals (4)... Reached 100 points in the NHL and as a Flyer on March 1 vs. NYR... Posted two consecutive two-goal games, Nov. 21 vs. BUF and Nov. 23 vs. NYI... Recorded a three-game scoring streak (Oct. 24 vs. NYR, Oct. 26 at NYI, Oct. 29 vs. ANA), and had four points (3-1-4) in that span.

CAREER

2012-13: Played his 100th NHL game March 10 at BOS... posted a three-point game (1G, 2A) Feb. 18 at NYI... recorded 2 assists vs. CAR on Feb. 2... picked up his first career hat trick on Jan. 26 vs. FLA. **2011-12 Playoffs:** Appeared in 11 playoff games, registering 5 points (3G,2A) along with 4 penalty minutes ... **Regular Season:** Posted his 20th goal of the season on March 1 vs NYI, making him the first Flyers rookie since Jeff Carter and R.J. Umberger in 2006 to record 20 goals in a season, and just the 16th in team history... Recorded 2 goals, including the GWG, and an assist vs. NYI on March 1... Recorded the game winning goal vs. NSH on Feb. 2 and at PIT on Dec. 29... recorded 3 points in a single period on 2 occasions, Dec. 3 at PHX (1G 2A) and Oct. 18 at OTT (3A)... The Oct. 18 game was the first time a Flyers rookie had a 3-point period since Alexandre Picard (3A) on Feb. 1, 2007... Recorded 6 goals during a 5 game goal scoring streak from 11/13-11/21, which was the longest such accomplishment for a Flyers rookie since Mikael Renberg scored in 6 consecutive games from March 24-April 2, 1994... Scored with 18.6 seconds left to give the Flyers their 3rd consecutive win, 2-1 vs PHX on 11/17... Recorded a goal and 3 assists for a 4 point game at OTT on Oct. 18... Posted first NHL goal at NJD on Oct. 8... Made his NHL debut on October 6th at BOS... **2010-11:** Appeared in 11 games for the Phantoms(AHL), recording 13 points (7G, 6A)and 6 PIM... Concluded his career at Bemidji State University (WCHA), posting 35 points (22G, 13A) in 37 games... **2009-10:** Appeared in 37 games for Bemidji State as a junior, recording 41 pts (19 G, 22 A) and 32 PIM... **2008-09:** Appeared in 37 games for Bemidji State University for a total of 40 pts (15 G, 25 A) and 50 PIM... **2007-08:** Appeared in 36 games for Bemidji State University for a total of 27 pts (9 G, 18 A)and 37 PIM.

STATISTICAL CAREER HIGHS

	FLYERS	CAREER
MOST GOALS (GAME)	3 (vs. FLA, 1/26/13)	3 (vs. FLA, 1/26/13)
MOST ASSIST (GAME)	3 (vs. OTT, 10/18/11)	3 (vs. OTT, 10/18/11)
MOST POINTS (GAME)	4 (vs. OTT, 10/18/11)	4 (vs. OTT, 10/18/11)
MOST GOALS (SEASON)	24 (2011-12)	24 (2011-12)
MOST ASSIST (SEASON)	23 (2011-12)	23 (2011-12)
MOST POINTS (SEASON)	47 (2011-12)	47 (2011-12)
LONGEST GOAL-SCORING STREAK	5 GAMES (11/13/11-11/21/11)	5 GAMES (11/13/11-11/21/11)
LONGEST ASSIST-SCORING STREAK	3 GAMES (1/12/12-1/17/12)	3 GAMES (1/12/12-1/17/12)
LONGEST POINT-SCORING STREAK	5 GAMES (TWO TIMES)	5 GAMES (11/13/11-11/21/11)

CAREER RECORD

YEAR	TEAM	LEAGUE	REGULAR SEASON					PLAYOFFS				
			GP	G	A	PTS	PIM	GP	G	A	PTS	PIM
2005-06	Milton	OPJHL	48	34	34	68	52	--	--	--	--	--
2006-07	Des Moines	USHL	58	28	34	62	110	8	2	0	2	6
2007-08	Bemidji State	CHA	36	9	18	27	37	--	--	--	--	--
2008-09	Bemidji State	CHA	37	15	25	40	50	--	--	--	--	--
2009-10	Bemidji State	CHA	37	19	22	41	32	--	--	--	--	--
2010-11	Bemidji State (a)	WCHA	37	22	13	35	34	--	--	--	--	--
	PHANTOMS	AHL	1	7	6	13	6	--	--	--	--	--
2011-12	FLYERS	NHL	79	24	23	47	12	11	3	2	5	4
2012-13	FLYERS	NHL	42	11	13	24	2	--	--	--	--	--
	Sodertalje SK	Swe-1	20	6	18	24	12	--	--	--	--	--
2013-14	FLYERS	NHL	75	22	18	40	16	7	1	2	3	4
FLYERS/NHL TOTALS			196	57	54	111	30	18	4	4	8	8

(a) Signed as a free agent on March 24, 2011




CAREER STATS VS. NHL

TEAM	GP	G	A	PTS	PIM
ANAHEIM	3	2	1	3	0
ARIZONA	3	2	2	4	0
BOSTON	10	3	1	4	0
BUFFALO	9	5	3	8	0
CALGARY	3	0	1	1	0
CAROLINA	11	5	5	10	0
CHICAGO	3	0	2	2	0
COLORADO	2	0	0	0	0
COLUMBUS	4	0	1	1	2
DALLAS	3	0	0	0	0
DETROIT	5	1	3	4	0
EDMONTON	3	0	1	1	0
FLORIDA	9	6	1	7	4
LOS ANGELES	3	1	0	1	2
MINNESOTA	3	0	2	2	0
MONTREAL	9	1	3	4	0
NASHVILLE	4	1	1	2	2
NEW JERSEY	13	3	1	4	6
NY ISLANDERS	14	10	5	15	0
NY RANGERS	13	1	5	6	2
OTTAWA	9	3	5	8	2
PHILADELPHIA	0	0	0	0	0
PITTSBURGH	15	4	0	4	2
SAN JOSE	3	2	1	3	0
ST. LOUIS	3	0	0	0	0
TAMPA BAY	8	1	1	2	0
TORONTO	9	1	2	3	2
VANCOUVER	3	0	2	2	0
WASHINGTON	11	2	5	7	4
WINNIPEG	8	3	0	3	2
NHL TOTALS:	196	57	54	111	30

MISCELLANEOUS STATS

YEAR	TEAM	LEAGUE	REGULAR SEASON							PLAYOFFS				
			PP	SH	GW	S	S%	+/-	TF	F%	MIN	PP	SH	GW
2011-12	FLYERS	NHL	4	2	6	155	15.5	12	346	41	17:04	1	0	1
2012-13	FLYERS	NHL	1	0	2	72	15.3	1	48	29.2	18:01	--	--	--
2013-14	FLYERS	NHL	0	4	3	151	14.6	-4	28	42.9	11:16	0	0	0
NHL TOTALS			5	6	11	378	15.1	9	422	37.7	17:55	1	0	1

36 ZAC RINALDO



LEFT WING | rih-NAL-doh, ZAK

BIRTHDATE: June 15, 1990 | **BIRTHPLACE:** Mississauga, Ontario
HEIGHT: 5'11" | **WEIGHT:** 185 | **SHOOTS:** Left | **SEASON:** 5th NHL, 5th Flyers
ACQUIRED: Draft – 6th round (178th overall) in 2008

2013-14

Led the Flyers and finished 5th in the NHL in PIM (153)... Recorded his 400th PIM in the NHL and as a Flyer on Dec. 11 at CHI... Played his 100th game in the NHL on Oct. 5 at MTL. Scored two goals: 1/8/14 vs. MTL and 4/6/14 vs. BUF.

CAREER

2012-13: Missed final 12 games of the season after sustaining a high ankle sprain April 3 vs. MTL. At the time of the injury, he was ranked in the top five in the NHL with 141 hits after recording a total of 19 hits... Had 7 hits, 1 assist and 2 penalty minutes vs. WSH on March 31... Compiled 12 hits in 12:41 of play vs. BOS on March 30... Led the Flyers in PIM with 85, which ranked 10th most in the league... Recorded his first career multi-point game with a goal and an assist vs. PIT on March 7... Scored an empty-netter in the final second on Feb. 23 vs. WPG. **2011-12 Playoffs:** Appeared in 5 playoff games, registering 48 penalty minutes... Regular Season: Recorded a goal vs. NYI March 15... Recorded 1st NHL goal Nov. 3 vs. NJD... Recorded 7 hits on Oct. 27 vs. WPG... Appeared in his 1st regular season game as a Flyer on October 6th... **2010-11:** Appeared in 2 playoff games for the Flyers... Appeared in 60 games for Adirondack, where he had a total of 9 pts (3G, 6A) and 331 PIM... **2009-10:** Split the season between London and Barrie (OHL), totaling 10 goals and 15 assists for 25 points, along with 255 PIM, in 60 games... **2008-09:** Split the season between Mississauga and London (OHL), appearing in a total of 56 games... Collected a total of 10 goals and 20 assists for 30 points, along with 201 PIM... Drafted by the Flyers in the 6th round (178th overall) of the 2009 NHL Entry Draft... Signed an entry-level contract with the Flyers on August 11, 2009... **2007-08:** Appeared in 63 games for Mississauga, posting 7 goals and 7 assists for 14 points along with 191 PIM... **2006-07:** Appeared in 6 games for St. Michaels in his 1st OHL season.

STATISTICAL CAREER HIGHS

	FLYERS	CAREER
MOST GOALS (GAME)	1 (SEVEN TIMES)	1 (SEVEN TIMES)
MOST ASSIST (GAME)	1 (11 TIMES)	1 (11 TIMES)
MOST POINTS (GAME)	2 (vs. PIT, 3/7/13)	2 (vs. PIT, 3/7/13)
MOST GOALS (SEASON)	3 (2012-13)	3 (2012-13)
MOST ASSIST (SEASON)	7 (2011-12)	7 (2011-12)
MOST POINTS (SEASON)	9 (2011-12)	9 (2011-12)
LONGEST GOAL-SCORING STREAK	NONE	NONE
LONGEST ASSIST-SCORING STREAK	2 GAMES (TWO TIMES)	2 GAMES (TWO TIMES)
LONGEST POINT-SCORING STREAK	2 GAMES (TWO TIMES)	2 GAMES (TWO TIMES)

CAREER RECORD

YEAR	TEAM	LEAGUE	REGULAR SEASON					PLAYOFFS				
			GP	G	A	PTS	PIM	GP	G	A	PTS	PIM
2006-07	St. Michael's	OHL	6	0	0	0	2	--	--	--	--	--
2007-08	Mississauga	OHL	63	7	7	14	191	4	0	0	0	9
2008-09	Mississauga (a)	OHL	34	6	7	13	112	--	--	--	--	--
	London	OHL	22	4	13	17	89	8	1	1	2	26
2009-10	London	OHL	34	8	7	15	148	--	--	--	--	--
	Barrie	OHL	26	2	8	10	107	4	2	0	2	11
2010-11	PHANTOMS	AHL	60	3	6	9	331	--	--	--	--	--
	FLYERS	NHL	--	--	--	--	--	2	0	0	0	12
2011-12	FLYERS	NHL	66	2	7	9	232	5	0	0	0	48
2012-13	PHANTOMS	AHL	31	2	3	5	92	--	--	--	--	--
	FLYERS	NHL	32	3	2	5	85	--	--	--	--	--
2013-14	FLYERS	NHL	67	2	2	4	153	7	0	0	0	4
	AHL TOTALS		91	5	9	14	423	0	0	0	0	0
FLYERS/NHL TOTALS			165	7	11	18	470	14	0	0	0	64

(a) Drafted by the Flyers in the sixth round (178th overall) of the 2008 NHL Entry Draft



CAREER STATS VS. NHL

TEAM	GP	G	A	PTS	PIM
ANAHEIM	3	0	0	0	0
ARIZONA	4	0	1	1	30
BOSTON	7	0	0	0	36
BUFFALO	7	1	1	2	59
CALGARY	3	0	0	0	2
CAROLINA	7	0	0	0	4
CHICAGO	3	0	0	0	12
COLORADO	3	0	0	0	0
COLUMBUS	4	0	0	0	9
DALLAS	3	0	0	0	31
DETROIT	4	0	0	0	20
EDMONTON	2	0	0	0	4
FLORIDA	7	0	0	0	18
LOS ANGELES	3	0	0	0	21
MINNESOTA	2	0	0	0	0
MONTREAL	8	1	1	2	12
NASHVILLE	3	0	1	1	2
NEW JERSEY	12	1	1	2	16
NY ISLANDERS	8	2	0	2	8
NY RANGERS	11	0	0	0	52
OTTAWA	8	0	1	1	19
PHILADELPHIA	0	0	0	0	0
PITTSBURGH	12	1	2	3	33
SAN JOSE	3	0	0	0	0
ST. LOUIS	2	0	0	0	0
TAMPA BAY	7	0	0	0	17
TORONTO	8	0	1	1	21
VANCOUVER	3	0	0	0	2
WASHINGTON	11	0	2	2	40
WINNIPEG	7	1	0	1	2
NHL TOTALS:	165	7	11	18	470

MISCELLANEOUS STATS

YEAR	TEAM	LEAGUE	REGULAR SEASON										PLAYOFFS		
			PP	SH	GW	S	S%	+/-	TF	F%	MIN	PP	SH	GW	
2010-11	FLYERS	NHL	--	--	--	--	--	--	--	--	--	0	0	0	
2011-12	FLYERS	NHL	0	0	0	53	3.8	-1	9	66.7	7:29	0	0	0	
2012-13	FLYERS	NHL	0	0	0	15	20	-7	2	50	8:22	--	--	--	
2013-14	FLYERS	NHL	0	0	1	54	3.7	-13	3	66.7	7:41	0	0	0	
NHL TOTALS			0	0	1	122	5.7	-21	14	61.1	7:44	0	0	0	



37 JAY ROSEHILL

LEFT WING | ROHZ-hiHl, JAY

BIRTHDATE: July 16, 1985 | **BIRTHPLACE:** Olds, Alberta

HEIGHT: 6'3" | **WEIGHT:** 215 | **SHOOTS:** Left | **SEASON:** 6th NHL, 3rd Flyers

ACQUIRED: Trade from Anaheim, April 1, 2013

2013-14

Reached 300 PIM in the NHL on Dec. 2 vs. MIN... Played his 100th NHL game on Nov. 27 at TBL. Scored two goals: 11/9/13 vs. EDM and 4/5/14 @ BOS.

CAREER

2012-13: Scored first goal as a Flyer on April 4 at TOR... appeared in 33 AHL games for Norfolk, recording four goals and four assists with 90 PIM. **2011-12:** Appeared in 13 Calder Cup playoff games in helping the Toronto Marlies reach the Calder Cup Finals... signed a 1-year contract with TOR on June 30, 2011... **2010-11:** split season between the Maple Leafs and Marlies... **2009-10:** Scored his first NHL goal Oct. 10 vs. PIT... signed a 2-year contract with TOR (NHL) on July 6... **2008-09:** Traded by TBL to TOR for future considerations on March 10... Led Norfolk (AHL) in penalty minutes in 2008-09 (221)... **2007-08:** Led Norfolk in penalty minutes (194) in... recorded his first Norfolk point with a goal on Jan. 19 vs. Wilkes-Barre/Scranton... Appeared in 2 games with Mississippi (ECHL), going scoreless with 6 PIM... **2006-07:** Ranked 5th on Springfield with 85 PIM... **2005-06:** Netted his 1st pro/AHL goal on Jan. 28 with Springfield vs. Providence... Scored his 1st pro/AHL point with an assist on Jan. 7 with Springfield vs. Syracuse... Signed by TBL on July 26 to a 3-year, entry-level contract... **College Career:** Led University of Minnesota-Duluth with 103 PIM in 2003-04.

STATISTICAL CAREER HIGHS

	FLYERS	CAREER
MOST GOALS (GAME)	1 (THREE TIMES)	1 FIVE TIMES
MOST ASSIST (GAME)	NONE	1 (THREE TIMES)
MOST POINTS (GAME)	1 (THREE TIMES)	1 (EIGHT TIMES)
MOST GOALS (SEASON)	2 (2013-14)	2 (2013-14)
MOST ASSIST (SEASON)	NONE	2 (2010-11)
MOST POINTS (SEASON)	2 (2013-14)	3 (2010-11)
LONGEST GOAL-SCORING STREAK	NONE	NONE
LONGEST ASSIST-SCORING STREAK	NONE	NONE
LONGEST POINT-SCORING STREAK	NONE	NONE

CAREER RECORD

YEAR	TEAM	LEAGUE	REGULAR SEASON						PLAYOFFS				
			GP	G	A	PTS	PIM	GP	G	A	PTS	PIM	
2007-08	Norfolk	AHL	66	3	4	7	194	--	--	--	--	--	
	Mississippi	ECHL	2	0	0	0	6	--	--	--	--	--	
2008-09	Norfolk	AHL	57	5	7	12	221	--	--	--	--	--	
	Toronto	AHL	13	2	1	3	54	6	0	0	0	4	
2009-10	Toronto	NHL	15	1	1	2	67	--	--	--	--	--	
	Toronto	AHL	46	1	2	3	172	--	--	--	--	--	
2010-11	Toronto	AHL	32	7	6	13	114	--	--	--	--	--	
	Toronto	NHL	26	1	2	3	71	--	--	--	--	--	
2011-12	Toronto	NHL	31	0	0	0	60	--	--	--	--	--	
	Toronto	AHL	4	0	0	0	20	13	0	0	0	44	
2012-13	Norfolk	AHL	33	4	4	8	90	--	--	--	--	--	
	FLYERS	NHL	11	1	0	1	64	--	--	--	--	--	
2013-14	FLYERS	NHL	34	2	0	2	90	--	--	--	--	--	
	NHL TOTALS		117	5	3	8	352	--	--	--	--	--	
	FLYERS TOTALS		45	3	0	3	154	--	--	--	--	--	

a) Drafted by Tampa in the 7th round (277th overall) of the 2003 NHL Entry Draft.

b) Traded to Philadelphia by Anaheim for Harry Zolnierczyk, April 1, 2013.



CAREER STATS VS. NHL

TEAM	GP	G	A	PTS	PIM
ANAHEIM	2	0	0	0	0
ARIZONA	2	0	0	0	5
BOSTON	11	1	0	1	33
BUFFALO	10	0	0	0	13
CALGARY	0	0	0	0	0
CAROLINA	5	0	0	0	5
CHICAGO	1	0	0	0	12
COLORADO	2	0	0	0	2
COLUMBUS	0	0	0	0	0
DALLAS	2	0	0	0	0
DETROIT	1	0	0	0	0
EDMONTON	1	1	0	1	7
FLORIDA	4	0	0	0	26
LOS ANGELES	1	0	0	0	5
MINNESOTA	2	0	0	0	5
MONTREAL	7	0	0	0	21
NASHVILLE	2	0	0	0	7
NEW JERSEY	7	0	0	0	18
NY ISLANDERS	10	1	1	2	29
NY RANGERS	6	0	0	0	14
OTTAWA	11	0	0	0	56
PHILADELPHIA	5	0	1	1	18
PITTSBURGH	6	1	0	1	29
SAN JOSE	0	0	0	0	0
ST. LOUIS	0	0	0	0	0
TAMPA BAY	5	0	0	0	7
TORONTO	3	1	0	1	12
VANCOUVER	3	0	0	0	14
WASHINGTON	5	0	1	1	9
WINNIPEG	3	0	0	0	5
NHL TOTALS:	117	5	3	8	352


MISCELLANEOUS STATS

YEAR	TEAM	LEAGUE	REGULAR SEASON								PLAYOFFS			
			PP	SH	GW	S	S%	+/-	TF	F%	MIN	PP	SH	GW
2009-10	Toronto		0	0	0	6	16.7	-2	--	--	6:14	--	--	--
2010-11	Toronto		0	0	0	12	8.3	-6	--	--	5:12	--	--	--
2011-12	Toronto		0	0	0	15	0	-4	--	--	5:55	--	--	--
2012-13	FLYERS		0	0	1	7	14.3	-4	--	--	6:48	--	--	--
2013-14	FLYERS		0	0	0	14	14.3	-8			4:56			
NHL TOTALS			0	0	1	54	7.4	-24			5:35	--	--	--

10 BRAYDEN SCHENN

CENTER | SHENN, BRAY-duhn

BIRTHDATE: August 22, 1991 | **BIRTHPLACE:** Saskatoon, Saskatchewan
HEIGHT: 6'1" | **WEIGHT:** 190 | **SHOOTS:** Left | **SEASON:** 6th NHL, 4th Flyers
ACQUIRED: Trade from Los Angeles – June 23, 2011



2013-14

Appeared in all 82 regular season games... Recorded career highs in goals (20), assists (21) and points (41)... Second on the Flyers with six game-winning goals... Recorded third-most hits (200) and third-most faceoffs (685) on the team... Played a career-high 21:40 on Jan. 2 at COL, besting his previous career high of 21:19 on April 7, 2012 at PIT... Recorded his third career three-point game on Dec. 31 at CGY (1G, 2A).

CAREER

2012-13: Finished third on the team in assists with 18... Strung together a 5-game point streak from Feb. 12-20 (2G, 4A)... Recorded a career-high three points on Feb. 9 vs. CAR (1G, 2A) and matched that on Feb. 23 vs. WPG (2G, 1A). **2011-12: Playoffs:** Appeared in 11 playoff games, registering 9 points (3G, 6A) to rank 4th on the team in playoff scoring... recorded a goal and 2 assists for 3 points and was named First Star in Game 1 of the ECQF vs. PIT, his 1st career NHL playoff game... **Regular Season:** Scored 12 goals over season's final 49 games after returning from injury... 1 of 3 rookies (Couturier, Read) to post double-digit goals on the season... Scored the GWG vs. FLA Mar. 8... Tallied 7 goals in 9 games (Jan. 24-Feb. 12) including the game winning goal vs. TOR Feb. 9... Tallied 3 points (2G, 1A) in his first 5 games back from injury (Jan. 2-10)... scored his 1st NHL goal in the 2012 Bridgestone NHL Winter Classic on Jan. 2 vs. NYR... sustained a broken foot at MTL on Oct. 26... Posted 12 points (6G, 6A) in 7 games for Adirondack, including his 1st professional hat trick on Oct. 14. **2010-11:** Had 2 points (0-2=2) in 8 games with LAK before being assigned to Brandon (WHL) Dec. 3... 1st career point (assist) and plus-2 rating Oct. 21 at PHX (6th NHL game)... Loaned to Manchester on conditioning assignment Nov. 17 and had 7 points (3-4=7) and 4 penalty minutes in 7 games... Had 57 points (22-35=57), 25 penalty minutes and plus-19 rating in 29 regular season games in the WHL (split between Brandon and Saskatoon)... Played 2 games for Brandon (1-3=4, 2 PIM, +1) before being traded to Saskatoon on Jan. 10 (21-32=53, 23 PIM, +18 in 27 games)... Had 11 points (6-5=11) and 14 penalty minutes in 10 playoff games with Saskatoon... Earned 2nd straight silver medal for Team Canada at World Junior Championships (served this year as an alternate captain), recording 18 points (8-10=18) in 7 games... 18 points tied tournament record set by Dale McCourt in 1977... 8 goals led Team Canada... Named both Tournament MVP and to All-Tournament Team.

STATISTICAL CAREER HIGHS


	FLYERS	CAREER
MOST GOALS (GAME)	2 (FOUR TIMES)	2 (FOUR TIMES)
MOST ASSIST (GAME)	2 (12/31/13 at CGY)	2 (12/31/13 at CGY)
MOST POINTS (GAME)	3 (THREE TIMES)	3 (THREE TIMES)
MOST GOALS (SEASON)	20 (2013-14)	20 (2013-14)
MOST ASSIST (SEASON)	21 (2013-14)	21 (2013-14)
MOST POINTS (SEASON)	41 (2013-14)	41 (2013-14)
LONGEST GOAL-SCORING STREAK	2 GAMES (SIX TIMES)	2 GAMES (SIX TIMES)
LONGEST ASSIST-SCORING STREAK	4 GAMES (2/15/13-2/20/13)	4 GAMES (2/15/13-2/20/13)
LONGEST POINT-SCORING STREAK	4 GAMES (2/15/13-2/20/13)	4 GAMES (2/15/13-2/20/13)

CAREER RECORD

YEAR	TEAM	LEAGUE	REGULAR SEASON					PLAYOFFS				
			GP	G	A	PTS	PIM	GP	G	A	PTS	PIM
2007-08	Brandon	WHL	66	28	43	71	48	6	2	1	3	14
2008-09	Brandon (a)	WHL	70	32	56	88	82	12	8	10	18	12
2009-10	Brandon	WHL	59	34	65	99	55	15	8	11	19	2
	Los Angeles	NHL	1	0	0	0	0	--	--	--	--	--
2010-11	Los Angeles	NHL	8	0	2	2	0	--	--	--	--	--
	Manchester	AHL	7	3	4	7	4	5	1	3	4	0
	Brandon	WHL	2	1	3	4	2	--	--	--	--	--
	Saskatoon (b)	WHL	27	21	32	53	23	10	6	5	11	14
2011-12	FLYERS	NHL	54	12	6	18	34	11	3	6	9	8
	PHANTOMS	AHL	7	6	6	12	4	--	--	--	--	--
2012-13	PHANTOMS	AHL	33	13	20	33	15	--	--	--	--	--
	FLYERS	NHL	47	8	18	26	24	--	--	--	--	--
2013-14	FLYERS	NHL	82	20	21	41	54	7	0	3	3	8
	NHL TOTALS		192	40	47	87	112	18	3	9	12	16
	FLYERS TOTALS		183	40	45	85	112	18	3	9	12	16

(a) Drafted by Los Angeles in the first round (5th overall) of the 2009 NHL Entry Draft

(b) Traded to Philadelphia by Los Angeles with Wayne Simmonds and Los Angeles' 2nd round choice in 2012 Entry Draft for Mike Richards and Rob Bordson, June 23, 2011.




CAREER STATS VS. NHL

TEAM	GP	G	A	PTS	PIM
ANAHEIM	3	0	0	0	0
ARIZONA	4	1	1	2	0
BOSTON	8	0	1	1	5
BUFFALO	8	3	0	3	0
CALGARY	4	2	2	4	0
CAROLINA	8	2	4	6	6
CHICAGO	3	0	2	2	0
COLORADO	3	0	1	1	0
COLUMBUS	4	1	0	1	5
DALLAS	3	0	2	2	0
DETROIT	5	2	1	3	4
EDMONTON	3	0	1	1	0
FLORIDA	9	3	1	4	0
LOS ANGELES	2	0	0	0	0
MINNESOTA	3	0	2	2	2
MONTREAL	8	0	5	5	4
NASHVILLE	4	1	1	2	4
NEW JERSEY	14	2	2	4	18
NY ISLANDERS	13	2	3	5	11
NY RANGERS	12	3	1	4	9
OTTAWA	9	1	4	5	4
PHILADELPHIA	0	0	0	0	0
PITTSBURGH	14	4	4	8	12
SAN JOSE	3	1	0	1	0
ST. LOUIS	3	1	0	1	0
TAMPA BAY	8	0	3	3	0
TORONTO	10	5	1	6	9
VANCOUVER	5	1	0	1	2
WASHINGTON	11	1	4	5	15
WINNIPEG	8	4	1	5	2
NHL TOTALS:	192	40	47	87	112

MISCELLANEOUS STATS

YEAR	TEAM	LEAGUE	REGULAR SEASON								PLAYOFFS			
			PP	SH	GW	S	S%	+/-	TF	F%	MIN	PP	SH	GW
2009-10	Los Angeles	NHL	0	0	0	0	0	-1	14	28.5	12:31	--	--	--
2010-11	Los Angeles	NHL	0	0	0	11	0	-1	51	33.3	11:14	--	--	--
2011-12	FLYERS	NHL	4	0	3	97	12.4	-7	436	46.1	14:07	2	0	0
2012-13	FLYERS	NHL	2	0	0	79	10.1	-8	453	45.5	15:31	--	--	--
2013-14	FLYERS	NHL	4	0	6	178	11.2	0	685	43.2	15:44	7	0	0
NHL TOTALS			10	0	9	365	11.0	-17	1639	39.3	15:02	9	0	0



22 LUKE SCHENN

DEFENSE | SHENN, LEWK

BIRTHDATE: November 2, 1989 | **BIRTHPLACE:** Saskatoon, Saskatchewan
HEIGHT: 6'2" | **WEIGHT:** 229 | **SHOOTS:** Right | **SEASON:** 7th NHL, 3rd Flyers
ACQUIRED: Trade from Toronto – June 23, 2012

2013-14

Led the Flyers and finished sixth in the NHL with 260 hits... Reached 100 games as a Flyer on Feb. 1 at LAK... Recorded his 300th PIM in the NHL on Jan. 25 vs. BOS... Played his 400th NHL game on Jan. 11 at NYR... Credited with seven hits on Jan. 8 vs. MTL.

CAREER

2012-13: Finished the season with 187 hits, which ranked T-3 in the NHL... Played a career-high 32:51 on April 15 at MTL, the most a Flyer had played in a regulation game in more than 12 years (Desjardins, 33:14, 2/27/01)... Recorded 7 hits and 4 blocked shots in 28:29 on March 24 at PIT... Recorded 9 hits and 1 blocked shot in 22:37 on March 15 vs. NJD... Scored his first goal as a Flyer on Jan. 26 at FLA. **2011-12:** Appeared in 79 games for TOR... registered 22 points (2G, 22A) along with 62 penalty minutes... Had a career-high 20 assists... played a season-high 27:00 on Nov. 25 at DAL... **2010-11:** Posted 5 goals, 17 assists for 22 points along with 34 penalty minutes in 82 games played... tied career-high of 5 goals... Ranked 1st among NHL defensemen in hits (251)... Ranked 1st on TOR in blocked shots (168)... Recorded a goal and assist March 31 at BOS... Posted 1 goal and 1 assist March 5 vs. CHI... Played 200th NHL game Feb. 3 vs. CAR... Registered a career-high (tie) 9 hits Jan. 6 vs. STL... Recorded a goal and a plus-3 rating Jan. 1 at OTT... Tied a career-high with 2 assist Oct. 12 at PIT... **2009-10:** Appeared in 79 games for TOR... recorded 17 points (5G, 12A) and 50 penalty minutes... Ranked 2nd on team in hits (173) and blocked shots (116)... Recorded the GWG vs. BUF on April 1... Registered career-high in goals (2) and points (3) with a plus-4 rating Feb. 6 vs. OTT... Was a healthy scratch 3 times... Played 100th NHL game Dec. 9 vs. NYI... **2008-09:** Registered 2 goals, 12 assists for 14 points along with 71 penalty minutes in 70 games played... Named to NHL All-Rookie Team... Ranked 1st on TOR in hits (206) and 3rd in blocked shots (119)... Ranked 1st among NHL rookies in blocked shots... Ranked 1st among NHL rookie defensemen in hits... Registered 2 points (1G, 1A) along with 5 penalty minutes April 3 at PHI... Recorded a season-high of 22:37 March 7 vs. EDM... Scored 1st NHL goal Feb. 7 vs. MTL (G Carey Price)... Appeared in YoungStars game Jan. 24 at the 2009 NHL All-Star Weekend in MTL... Missed 12 games due to knee injury (Dec. 8- Jan. 3)... Posted 1st NHL point (assist) Oct. 29 at NJD... made NHL debut on Oct. 9 at DET.

STATISTICAL CAREER HIGHS

	FLYERS	CAREER
MOST GOALS (GAME)	1 (SEVEN TIMES)	2 (vs. OTT, 2/6/10)
MOST ASSIST (GAME)	1 (16 TIMES)	2 (SIX TIMES)
MOST POINTS (GAME)	2 (TWO TIMES)	3 (vs. OTT, 2/6/10)
MOST GOALS (SEASON)	4 (2013-14)	5 (TWO TIMES)
MOST ASSIST (SEASON)	8 (TWO TIMES)	20 (2011-12)
MOST POINTS (SEASON)	12 (2013-14)	22 (TWO TIMES)
LONGEST GOAL-SCORING STREAK	NONE	NONE
LONGEST ASSIST-SCORING STREAK	2 GAMES (TWO TIMES)	2 GAMES (SIX TIMES)
LONGEST POINT-SCORING STREAK	2 GAMES (THREE TIMES)	2 GAMES (SIX TIMES)

CAREER RECORD

YEAR	TEAM	LEAGUE	REGULAR SEASON					PLAYOFFS				
			GP	G	A	PTS	PIM	GP	G	A	PTS	PIM
2005-06	Kelowna	WHL	60	3	8	11	86	0	0	0	0	14
2006-07	Kelowna	WHL	72	2	27	29	139	--	--	--	--	--
2007-08	Kelowna (a)	WHL	57	7	21	28	100	7	2	2	4	6
2008-09	Toronto	NHL	70	2	12	14	71	--	--	--	--	--
2009-10	Toronto	NHL	79	5	12	17	50	--	--	--	--	--
2010-11	Toronto	NHL	82	5	17	22	34	--	--	--	--	--
2011-12	Toronto (b)	NHL	79	2	20	22	62	--	--	--	--	--
2012-13	FLYERS	NHL	47	3	8	11	34	--	--	--	--	--
2013-14	FLYERS	NHL	79	4	8	12	58	7	1	0	1	0
NHL TOTALS			436	21	77	98	309	7	1	0	1	0
FLYERS TOTALS			126	7	16	23	92	7	1	0	1	0

(a) Drafted by Toronto in the first round (5th overall) of the 2008 NHL Entry Draft

(b) Traded to the Flyers by Toronto for James van Riemsdyk on June 23, 2012

CAREER STATS VS. NHL

TEAM	GP	G	A	PTS	PIM
ANAHEIM	6	1	2	3	0
ARIZONA	5	0	0	0	0
BOSTON	28	2	9	11	23
BUFFALO	28	1	7	8	22
CALGARY	10	0	3	3	2
CAROLINA	22	1	1	2	6
CHICAGO	6	1	1	2	14
COLORADO	6	0	1	1	0
COLUMBUS	8	0	0	0	9
DALLAS	5	0	1	1	0
DETROIT	7	0	0	0	6
EDMONTON	9	0	1	1	2
FLORIDA	22	2	5	7	4
LOS ANGELES	6	0	0	0	4
MINNESOTA	6	1	0	1	2
MONTREAL	30	1	7	8	33
NASHVILLE	6	1	1	2	6
NEW JERSEY	21	0	4	4	13
NY ISLANDERS	22	0	2	2	8
NY RANGERS	25	1	3	4	28
OTTAWA	28	5	6	11	40
PHILADELPHIA	16	2	4	6	9
PITTSBURGH	23	1	7	8	13
SAN JOSE	6	0	1	1	4
ST. LOUIS	6	0	0	0	2
TAMPA BAY	22	0	3	3	12
TORONTO	6	1	1	2	2
VANCOUVER	10	0	2	2	17
WASHINGTON	22	0	4	4	19
WINNIPEG	19	0	1	1	9
NHL TOTALS:	436	21	77	98	309



MISCELLANEOUS STATS

YEAR	TEAM	LEAGUE	REGULAR SEASON							PLAYOFFS				
			PP	SH	GW	S	S%	+/-	TF	F%	MIN	PP	SH	GW
2008-09	Toronto	NHL	1	0	0	10	2	-12	--	--	21:32	--	--	--
2009-10	Toronto	NHL	0	0	1	101	5	2	--	--	16:52	--	--	--
2010-11	Toronto	NHL	0	0	0	128	3.9	-7	--	--	22:22	--	--	--
2011-12	Toronto	NHL	0	0	0	81	2.5	-6	--	--	16:02	--	--	--
2012-13	FLYERS	NHL	0	0	0	81	3.7	3	--	--	21:51	--	--	--
2013-14	FLYERS	NHL	0	0	0	78	5.1	0	--	--	16:32	0	0	1
NHL TOTALS			1	0	1	479	4.4	-20	--	--	18:58	0	0	1



55 NICK SCHULTZ

DEFENSE

BIRTHDATE: August 25, 1982 | **BIRTHPLACE:** Strasbourg, Saskatchewan
HEIGHT: 6'1" | **WEIGHT:** 203 | **SHOOTS:** Left | **SEASON:** 13th NHL, 1st Flyers
ACQUIRED: Free agent – signed July 2, 2014

2013-14

Appeared in nine games for CBJ, recording one assist... traded by EDM to CBJ on March 5, 2014... Played in 60 games for Edmonton, recording 4 assists.

CAREER

2012-13: Appeared in 48 games for the Oilers scoring 1 goal and 8 assists for 9 points... He finished the season ranked second on the team in blocked shots (107)... Played in his 800th career NHL game on Apr. 4 vs. VAN. **2011-12:** Played in the 62 games with the Wild recording 3 points (1G, 2A) before being traded to the Edmonton Oilers... Appeared in 20 games with the Oilers notching 4 assists... Finished second on the Oilers with 161 blocked shots... Ranked first on the Wild's All-time games played list with 743. **2010-11:** Recorded 17 points (3G, 14A) in 74 games with Wild... He finished the season second on the team with 132 blocked shots. **2009-10:** Played in 80 games for the Wild... Recorded career highs in points (20), assists (19), penalty minutes (43), and shots (83)... Finished the season second on the Wild and T-12th in the NHL with 158 blocked shots... He tallied his 100th career point (assist) against PIT on Jan. 11... On Mar. 23 vs. SJS he became the first Minnesota Wild player to appear in 600 games for the club. **2008-09:** Became the first Minnesota Wild player to play 500 games for the franchise on Feb. 8 vs. EDM... Led the wild in blocked shots (152) for the fourth straight year... finished third on the team with 78 hits... Scored 2 goals and 9 assists for 11 points in 79 games. **2007-08:** Led the Wild in blocked shots (147) for the third consecutive year... Finished second on the team with 101 hits... Played in 81 games recording 15 points (2G, 13A)... Had a plus/minus rating of +9... Named Captain of the Minnesota Wild. **2006-07:** Recorded 12 points (2G, 10A)... Led the Wild with 147 blocked shots, and was third on the team in hits (88)... Became the first Wild defenseman in franchise history to appear in all 82 games and one of four Wild players to appear in all 82 games. **2005-06:** Appeared in 79 games for the Minnesota Wild... Scored 2 goals and had 12 assists for 14 points... Led the Wild in blocked shots with 129. **2004-05:** Played for the Kassel Huskies of the Deutsche Eishockey Liga (DEL) during the 2004-05 NHL lockout... Recorded 22 points (7G, 15A) in the 46 games. **2003-04:** Recorded an NHL career high in goals with 6... Added another 10 assists and finished the season with 16 points... Appeared in 79 games for the Wild... Set a career high in plus/minus with a +12 rating. **2002-03:** Appeared in 75 games for the Wild, scoring 3 goals and 7 assists... He led the team in plus/minus with a +11 rating... Participated in the NHL Young Stars game during the NHL All-Star Weekend. **2001-02:** Made his NHL debut with the Minnesota Wild against the Edmonton Oilers on Oct. 14... Played in 52 games scoring 10 points (4G, 6A)... Recorded his first NHL point against (assist) on Oct. 24 vs. CAR... Scored his first NHL goal on Nov. 29 vs. FLA.

STATISTICAL CAREER HIGHS

	FLYERS	CAREER
MOST GOALS (GAME)	N/A	1 (27 times)
MOST ASSISTS (GAME)	N/A	2 (four times)
MOST POINTS (GAME)	N/A	2 (six times)
MOST GOALS (SEASON)	N/A	6 (2003-04)
MOST ASSISTS (SEASON)	N/A	19 (2009-10)
MOST POINTS (SEASON)	N/A	20 (2009-10)
LONGEST GOAL-SCORING STREAK	N/A	N/A
LONGEST ASSIST-SCORING STREAK	N/A	3 (three times)
LONGEST POINT-SCORING STREAK	N/A	3 (five times)

CAREER RECORD

YEAR	TEAM	LEAGUE	REGULAR SEASON					PLAYOFFS				
			GP	G	A	PTS	PIM	GP	G	A	PTS	PIM
1998-99	Prince Albert	WHL	58	5	18	23	37	14	0	7	7	0
1999-00	Prince Albert	WHL	72	11	33	44	38	6	0	3	3	2
2000-01	Prince Albert	WHL	59	17	30	47	120	--	--	--	--	--
	Cleveland	IHL	4	1	1	2	2	3	0	1	1	0
2001-02	Minnesota	NHL	52	4	6	10	14	--	--	--	--	--
	Houston	AHL	--	--	--	--	--	14	1	5	6	2
2002-03	Minnesota	NHL	75	3	7	10	23	18	0	1	1	10
2003-04	Minnesota	NHL	79	6	10	16	16	--	--	--	--	--
2004-05	Kassel	DEL	46	7	15	22	26	--	--	--	--	--
2005-06	Minnesota	NHL	79	2	12	14	43	--	--	--	--	--
2006-07	Minnesota	NHL	82	2	10	12	42	5	0	1	1	0
2007-08	Minnesota	NHL	81	2	13	15	42	1	0	0	0	0
2008-09	Minnesota	NHL	79	2	9	11	31	--	--	--	--	--
2009-10	Minnesota	NHL	80	1	19	20	43	--	--	--	--	--
2010-11	Minnesota	NHL	74	3	14	17	38	--	--	--	--	--
2011-12	Minnesota	NHL	62	1	2	3	30	--	--	--	--	--
	Edmonton	NHL	20	0	4	4	10	--	--	--	--	--
2012-13	Edmonton	NHL	48	1	8	9	24	--	--	--	--	--
2013-14	Edmonton	NHL	60	0	4	4	24	--	--	--	--	--
	Columbus	NHL	9	0	1	1	4	2	0	0	0	0
WHL TOTALS			189	33	81	114	195	20	0	10	10	2
AHL TOTALS			--	--	--	--	--	14	1	5	6	2
NHL TOTALS			880	27	119	146	384	26	0	2	2	10

(a) Drafted by Minnesota in the 2nd round (33rd overall) in the 2000 NHL Entry Draft.

(b) Traded by MIN to EDM in exchange for Tom Gilbert on 2/27/12.

(c) Traded by Edmonton to Columbus for 5th round pick on 3/5/14

MISCELLANEOUS STATS

YEAR	TEAM	LEAGUE	REGULAR SEASON								PLAYOFFS			
			PP	SH	GW	S	S%	+/-	TF	F%	MIN	PP	SH	GW
2001-02	Minnesota	NHL	1	0	1	47	8.5	0	--	--	16:08	--	--	--
2002-03	Minnesota	NHL	0	0	1	70	4.3	11	--	--	18:28	0	0	0
2003-04	Minnesota	NHL	1	0	0	72	8.3	12	--	--	20:19	--	--	--
2005-06	Minnesota	NHL	0	0	0	45	4.4	2	--	--	17:58	--	--	--
2006-07	Minnesota	NHL	0	0	1	69	2.9	0	--	--	20:13	0	0	0
2007-08	Minnesota	NHL	0	0	0	52	3.8	9	--	--	20:10	0	0	0
2008-09	Minnesota	NHL	0	0	0	48	4.2	-4	1	0	20:33	--	--	--
2009-10	Minnesota	NHL	1	0	0	83	1.2	-8	--	--	20:58	--	--	--
2010-11	Minnesota	NHL	0	0	0	46	6.5	-4	1	100	20:13	--	--	--
2011-12	Minnesota	NHL	1	0	0	38	2.6	-10	--	--	19:36	--	--	--
	Edmonton	NHL	0	0	0	13	0	-2	--	--	20:04	--	--	--
2012-13	Edmonton	NHL	0	0	0	33	3	-13	2	0	18:38	--	--	--
2013-14	Edmonton	NHL	0	0	0	27	0	-11	--	--	16:58	0	0	0
	Columbus	NHL	0	0	0	8	0	-2	--	--	11:54	--	--	--
NHL TOTALS			4	0	3	651	49.7	-20	4	25	19:17			

CAREER STATS VS. NHL

TEAM	GP	G	A	PTS	PIM
ANAHEIM	45	6	4	10	29
ARIZONA	40	2	5	7	18
BOSTON	11	0	2	2	4
BUFFALO	10	0	1	1	6
CALGARY	67	0	11	11	24
CAROLINA	13	0	2	2	8
CHICAGO	42	1	5	6	23
COLORADO	63	2	12	14	20
COLUMBUS	46	1	4	5	23
DALLAS	45	0	4	4	22
DETROIT	40	0	9	9	10
EDMONTON	60	2	6	8	41
FLORIDA	13	1	2	3	10
LOS ANGELES	41	4	2	6	22
MINNESOTA	6	0	0	0	2
MONTREAL	11	0	2	2	6
NASHVILLE	44	1	6	7	12
NEW JERSEY	12	0	3	3	6
NY ISLANDERS	12	0	3	3	4
NY RANGERS	11	0	1	1	2
OTTAWA	10	0	1	1	2
PHILADELPHIA	14	1	1	2	4
PITTSBURGH	13	0	2	2	6
SAN JOSE	47	1	9	10	16
ST. LOUIS	45	2	5	7	12
TAMPA BAY	14	0	1	1	6
TORONTO	11	0	0	0	0
VANCOUVER	71	3	14	17	36
WASHINGTON	10	0	1	1	4
WINNIPEG	13	0	1	1	6
NHL TOTALS:	880	27	119	146	384

17 WAYNE SIMMONDS



RIGHT WING | SIHM-muhnds, WAYN

BIRTHDATE: August 26, 1988 | **BIRTHPLACE:** Scarborough, Ontario
HEIGHT: 6'2" | **WEIGHT:** 183 | **SHOOTS:** Right | **SEASON:** 7th NHL, 4th Flyers
ACQUIRED: Trade from Los Angeles – June 23, 2011

2013-14

Recorded hat-trick in Game 6 of Eastern Conference Quarterfinals vs NYR on 4/29/14 ... Appeared in all 82 regular season games... Led the Flyers in goals (29)... Finished 3rd on the team in points (60), 2nd in PIM (106)... Ranked 3rd in the NHL and led the Flyers in power play goals (15)... Registered his 300th PIM as a Flyer on March 20 vs. DAL... Scored his 100th NHL goal on Feb. 1 at LAK... Recorded a five-game scoring streak from Jan. 14-22 (2G, 6A)... Had a goal and two assists, giving him his second consecutive multi-point game (Jan. 14, 16)... Recorded his 200th point in the NHL on Dec. 31 at CGY... Recorded a five-game scoring streak from Dec. 17-28 (7G, 2A)... Per the Elias Sports Bureau, became the third Flyer in franchise history to post three consecutive multi-goal games (Dec. 21, 23, 28)... Posted two goals and an assist on Dec. 23 vs. MIN, giving him consecutive two-goal games... Recorded his first two-goal game of the season on Dec. 21 at CBJ and his 100th point as a Flyer... Played his 400th game in the NHL on Dec. 15 at WSH... Recorded his 100th assist in the NHL on Dec. 7 at DAL... Reached 500 PIM in the NHL on Nov. 27 at TBL... Reached 200 PIM as a Flyer on Oct. 5 at MTL.

CAREER

2012-13: Finished second on the team in goals (15) and third in points (32)... Recorded six PPG, second-most on the team... Recorded his first career hat trick and 4-point game on April 20 vs. CAR... Posted a 3-game goal streak from Feb. 27 to March 5... Played his 100th game as a Flyer on Feb. 25 vs. TOR... Posted assists in four consecutive games from Feb. 18 to Feb. 23... Recorded 2 goals, 1 assist, 5 penalty minutes, and 1 hit in 11:43 at PIT on Feb. 20... Reached 400 career PIM on Jan. 27 at TBL... Posted 1 goal and 1 assist at NYR on Jan. 24. **2011-12:** Appeared in all 11 playoff games, registering six points (1G, 5A) along with 38 penalty minutes... Recipient of the Gene Hart Memorial Award... recorded career highs in goals (28) and points (49)... tied for second on the team in goals scored and fourth in overall scoring... One of three Flyers to appear in all 82 games... played in his 300th NHL game on Feb. 23rd at EDM... Recorded five goals in a span of five games (2/11/12-2/21/12)... set a career high with his 17th goal of the season on Feb. 11 vs. NYR... recorded a total of six goals and five assists for 11 points 10 games from Jan. 21 – Feb. 12... recorded his first career 3 point game (1G 2A) on Jan. 21 at NJD... scored the GWG vs. DAL on 12/21... scored goals in four consecutive games (12/8-12/15), including the GWG on 12/10 vs. TBL... also recorded 2 assists for a total of 6 points in four games... recorded his 100th point in the NHL on Nov. 13th at FLA... recorded first goal as a Flyer on October 8th at NJD. **2010-11:** Third on the Kings in penalty minutes and fifth in takeaways (30)... Two points (1G, 1A) and six hits April 2 vs. DAL... Second career two-goal game Feb. 24 vs. MIN... Played in 89 straight games (12/26/09-1/15/11) before missing a game Jan. 17 at DAL with a lower body injury... Played in his 200th NHL game Jan. 6 vs. Nashville... Recorded 5 points (3G, 2A) in four straight games (12/13-19)... First career two-goal game Oct. 21 at PHX... **2009-10:** Appeared in 78 games for the Kings... registering 40 points (16G, 24A) along with 116 PIM. **2008-09:** Played in 82 games for LAK... posting 9 goals, 14 assists for 23 points along with 73 PIM.

17 WAYNE SIMMONDS

STATISTICAL CAREER HIGHS

	FLYERS	CAREER
MOST GOALS (GAME)	3 (vs. CAR, 4/20/13)	3 (vs. CAR, 4/20/13)
MOST ASSISTS (GAME)	2 (SEVEN)	2 (11 TIMES)
MOST POINTS (GAME)	4 (vs. CAR, 4/20/13)	4 (vs. CAR, 4/20/13)
MOST GOALS (SEASON)	29 (2013-14)	29 (2013-14)
MOST ASSISTS (SEASON)	31 (2013-14)	31 (2013-14)
MOST POINTS (SEASON)	49 (2011-12)	49 (2011-12)
LONGEST GOAL-SCORING STREAK	5 GAMES (3/26/12-4/3/12)	5 GAMES (3/26/12-4/3/12)
LONGEST ASSIST-SCORING STREAK	4 GAMES (THREE TIMES)	4 GAMES (THREE TIMES)
LONGEST POINT-SCORING STREAK	5 GAMES (FIVE TIMES)	6 GAMES (11/25/09-12/5/09)

CAREER RECORD

YEAR	TEAM	LEAGUE	REGULAR SEASON						PLAYOFFS				
			GP	G	A	PTS	PIM	GP	G	A	PTS	PIM	
2006-07	Owen Sound(a)	OHL	66	23	26	49	112	4	1	1	2	4	
2007-08	Owen Sound	OHL	29	17	22	39	43	--	--	--	--	--	
	Sault Ste. Marie	OHL	31	16	20	36	68	14	5	9	14	22	
2008-09	Los Angeles	NHL	82	9	14	23	73	--	--	--	--	--	
	Los Angeles	NHL	78	16	24	40	116	6	2	1	3	9	
2010-11	Los Angeles(b)	NHL	80	14	16	30	75	6	1	2	3	20	
2011-12	FLYERS	NHL	82	28	21	49	114	11	1	5	6	38	
2012-13	Liberec Bili Tygri HC	Czech	6	4	2	6	16	--	--	--	--	--	
	Crimmitschau ETC	2.GBun	9	4	10	14	35	--	--	--	--	--	
	FLYERS	NHL	45	15	17	32	82	--	--	--	--	--	
2013-14	FLYERS	NHL	82	29	31	60	106	-4	7	4	1	5	
	NHL TOTALS		449	111	123	234	566	30	8	9	17	67	
	FLYERS TOTALS		209	72	69	141	302	18	5	6	11	38	

(a) Drafted by Los Angeles in the second round (61st overall) of the 2007 NHL Entry Draft.

(b) Traded to the Flyers by Los Angeles with Brayden Schenn and Los Angeles' 2nd round choice in 2012 Entry Draft for Mike Richards and Rob Bordson, June 23, 2011

MISCELLANEOUS STATS

YEAR	TEAM	LEAGUE	REGULAR SEASON										PLAYOFFS		
			PP	SH	GW	S	S%	+/-	TF	F%	MIN	PP	SH	GW	
2008-09	Los Angeles	NHL	2	0	2	127	7.1	-8	25	36	13:50	--	--	--	
2009-10	Los Angeles	NHL	0	0	2	127	12.6	22	10	30	14:28	0	0	0	
2010-11	Los Angeles	NHL	1	0	3	117	12	-2	19	36.8	13:27	0	0	0	
2011-12	FLYERS	NHL	11	0	4	197	14.2	-1	17	41.2	15:54	1	0	0	
2012-13	FLYERS	NHL	6	0	4	110	13.6	-7	3	66.7	15:38	--	--	--	
2013-14	FLYERS	NHL	15	0	4	209	13.9	-4	2	50	16:46	3	0	0	
	NHL TOTALS		35	0	19	887	12.5	0	76	43.45	14:58	4	0	0	

CAREER STATS VS. NHL

TEAM	GP	G	A	PTS	PIM
ANAHEIM	21	5	4	9	40
ARIZONA	22	5	5	10	8
BOSTON	15	1	6	7	27
BUFFALO	13	3	5	8	11
CALGARY	14	1	7	8	11
CAROLINA	13	7	6	13	10
CHICAGO	15	2	3	5	21
COLORADO	15	2	4	6	35
COLUMBUS	17	5	2	7	17
DALLAS	19	7	5	12	22
DETROIT	17	2	5	7	10
EDMONTON	14	4	4	8	14
FLORIDA	12	2	3	5	13
LOS ANGELES	3	1	1	2	0
MINNESOTA	15	4	7	11	17
MONTREAL	13	2	2	4	43
NASHVILLE	16	5	5	10	13
NEW JERSEY	19	5	5	10	34
NY ISLANDERS	19	4	7	11	12
NY RANGERS	19	7	5	12	38
OTTAWA	13	5	5	10	8
PHILADELPHIA	5	1	1	2	0
PITTSBURGH	18	8	8	16	35
SAN JOSE	21	5	3	8	13
ST. LOUIS	14	2	4	6	12
TAMPA BAY	12	4	1	5	45
TORONTO	13	5	2	7	17
VANCOUVER	14	1	0	1	9
WASHINGTON	16	3	5	8	22
WINNIPEG	12	3	3	6	9
NHL TOTALS:	449	111	123	234	566



32 MARK STREIT



DEFENSE | STRIGHT, MAHRK

BIRTHDATE: December 11, 1977 | **BIRTHPLACE:** Bern, Switzerland
HEIGHT: 6'0" | **WEIGHT:** 197 | **SHOOTS:** Left | **SEASON:** 9th NHL, 2nd Flyers
ACQUIRED: Trade from NY Islanders – June 12, 2013

2013-14

Appeared in all 82 regular season games... Finished 3rd on the team in assists (34)... led all Flyers defensemen in goals, assists and points... Scored in consecutive games twice in December (15/17 and 30/31)... Scored a goal for his 300th career NHL point on Dec. 15 at WSH... Played his 500th game in the NHL on Oct. 24 vs. NYR.

CAREER

2012-13: Co-led the Islanders in playoff scoring with five points (2G, 3A) in their six-game ECQF series vs. Pittsburgh... Posted two goals and an assist in Game 4 vs. PIT on May 7... Had two assists in Game 2 at PIT on May 3... Appeared in all 48 regular season games for NYI... Scored a total of 27 points (6 goals, 21 assists)... Scored a goal and added 12 assists for 13 points in a 13-game stretch from March 28 to April 23 that helped NYI cement a playoff spot. **2011-12:** Led all NYI defensemen in goals (7), assists (40) and points (47) during his fourth season with NYI and his first season as team captain... Was 1 of 4 on NYI to appear in all 82 games (Moulson, Nielsen, Tavares)... Led NYI in average time on ice at 23:22... Finished 3rd on the team in power-play scoring with 23 points (3g/20a)... Named the 13th captain in NYI history on Sep. 21... Played in his 400th career NHL game on Jan. 7 at PHX... Had eight multi-point games, including one 3-point game (3a) on Jan. 10 vs. DET... Scored the 10,000th goal in NYI history on Feb. 9 vs. MTL... Had a 6-game point streak (1g/7a) from Mar. 11-24... **2010-11:** Missed the entire season due to a shoulder injury suffered during Training Camp... **2009-10:** Tied with John Tavares and Matt Moulson for the NYI lead in games played (82), marking the 1st time he accomplished the feat in his career... Led the team in assists (38), average time on ice (25:41), blocked shots (132), power-play goals among defensemen (9), power-play assists among defensemen (13) and power-play points among defensemen (22) in his second season with the Islanders... Among NHL defensemen, finished tied for 12th in points (46), tied for 9th in goals (11), tied for 2nd in power-play goals... Assisted on Josh Bailey's overtime goal on March 27 against the CBJ, where he played a career-high 32:29... Had three 4-game point streaks: Nov. 7-14 (2g/3a), Jan. 9-18 (3g/2a), March 25 - April 1 (1g/4a)... Scored his 200th NHL point on March 6 vs. BOS (assist)... Played in his 300th NHL game on Nov. 16 at BOS... Served as 1 of 4 assistant captains along with Kyle Okposo, Brendan Witt and Richard Park... **2008-09:** Led NYI in games played (74), assists (40), points (56), power-play goals (10), power-play assists (19), power-play points (29) and average time on ice (25:13) during his 1st season at NYI... Established career highs in goals (16), power-play goals, plus/minus (+6), shooting percentage (10.7), average time on ice and penalty minutes (62)... Among NHL defensemen, finished tied for 5th in goals, tied for 9th in assists, 7th in points, tied for 4th in power-play goals, tied for 6th in power-play points and 9th in average time on ice... Became the 1st NYI defenseman to lead the team in scoring since 1976-77 (Denis Potvin: 25-55-80) and the 1st NYI defenseman to record 50 or more points in a season since 1993-94 (Vladimir Malakhov: 10-47-57)... Represented NYI at the 2009 NHL All-Star Game, recording 2 assists and a plus-3 rating... Became the 1st Swiss-born NHL player named to the All-Star Game... Recorded points in five consecutive games from Oct. 23 - Nov. 1 (4g/3a) and recorded a team-high 5-game assist streak from Dec. 27 - Jan. 3 (5a)... Recorded his 100th NHL assist and tied a career high with three assists on Dec. 16 vs. WSH... Named the Islanders nominee for the Masterton Trophy, which is awarded to the player who best exemplifies the qualities of perseverance, sportsmanship and dedication to hockey... **2007-08:** Tied for 3rd among NHL defensemen in scoring with 62 points, tied for 7th in goals with 13 and ranked 4th in assists with 49... Posted career bests in goals, assists and points... Tied for 2nd among NHL defensemen in power-play scoring with 34 points and was 4th in assists with 27 during his third season with MTL... Tied for 11th in the NHL in points on the power play and tied for seventh in power-play assists... Was third among league defensemen in points-per-game with .77... Finished 3rd on MTL in scoring, 1st among defensemen, and tied for the club lead in assists... Was 2nd on MTL in power-play scoring and helped the club to an NHL-best power play... Finished the season on a career-high 7-game scoring streak (1g/9a)... Scored his 100th NHL point (1a) on Mar. 20 at BOS... Played in his 200th NHL game on Mar. 22 vs. BOS... **2006-07:** Finished 8th on MTL in scoring with 35 points

and 7th in assists with 26 during his second NHL season...Tied for 7th on MTL in power-play scoring with 14 points (7g/7a)...Named the MTL candidate for the Bill Masterton Trophy, an award given for perseverance in hockey... **2005-06:** Made his NHL debut on Oct. 8 at TOR and recorded his 1st NHL point/assist...Scored his 1st NHL goal and posted his 1st multi-point game on Jan. 14 vs. SJS...Finished his rookie season with 11 points (2g/9a) in 48 games with MTL... **2004-05:** Named the Best Defenseman in the Swiss League...Helped guide the Zurich Lions to the Swiss League Finals for a 2nd straight season...Finished 3rd on the team, 1st among defensemen, in scoring with 43 points (14g/29a) in 44 games...Tied for 9th in the league and 2nd among defensemen in assists... **2003-04:** Ranked 2nd among all Swiss League defensemen and ranked 3rd on Zurich in points with 23 (4g/19a)... **2002-03:** Finished 5th on Swiss League-leading Zurich in assists with 19, while also posting 4 goals for 23 points in 37 games... **2001-02:** Finished 6th on Zurich in points with 23 and assists with 17 in 28 games... **2000-01:** Returned to the Swiss League with Zurich after spending a season in North America, notching 16 points (5g/11a) in 44 games... **1999-00:** Split the season between Springfield of the AHL, Tallahassee of the ECHL and Utah of the IHL... **1998-99:** Finished 6th on Davos of the Swiss League with 18 assists, while also adding 7 goals in 44 games... **1997-98:** Played in 38 games with Davos, recording 4 goals and 10 assists for 14 points... **1996-97:** Recorded 11 points (2g/9a) in his 1st season with Davos... **1995-96:** Played with Fribourg-Gotteron (Swiss) as an 18-year-old.

STATISTICAL CAREER HIGHS

	FLYERS	CAREER
MOST GOALS (GAME)	1 (TEN TIMES)	2 (TWO TIMES)
MOST ASSISTS (GAME)	3 (vs. BUF, 4/6/14)	3 (SIX TIMES)
MOST POINTS (GAME)	3 (vs. BUF, 4/6/14)	3 (TEN TIMES)
MOST GOALS (SEASON)	10 (2013-14)	16 (2008-09)
MOST ASSISTS (SEASON)	34 (2013-14)	49 (2007-08)
MOST POINTS (SEASON)	44 (2013-14)	62 (2007-08)
LONGEST GOAL-SCORING STREAK	2 GAMES (THREE TIMES)	2 GAMES (NINE TIMES)
LONGEST ASSIST-SCORING STREAK	6 GAMES (4/5/14-4/13/14)	9 GAMES (3/20/08-10/11/08)
LONGEST POINT-SCORING STREAK	6 GAMES (4/5/14-4/13/14)	9 GAMES (3/20/08-10/11/08)



CAREER STATS VS. NHL

TEAM	GP	G	A	PTS	PIM
ANAHEIM	7	0	4	4	4
ARIZONA	7	1	2	3	2
BOSTON	37	1	24	25	16
BUFFALO	37	4	25	29	12
CALGARY	7	1	3	4	6
CAROLINA	30	5	14	19	32
CHICAGO	8	2	7	9	4
COLORADO	7	1	5	6	0
COLUMBUS	11	0	6	6	10
DALLAS	8	2	3	5	4
DETROIT	8	1	8	9	2
EDMONTON	6	0	3	3	12
FLORIDA	27	5	7	12	6
LOS ANGELES	7	1	2	3	4
MINNESOTA	8	0	4	4	6
MONTREAL	17	4	5	9	18
NASHVILLE	7	2	3	5	2
NEW JERSEY	37	4	9	13	16
NY ISLANDERS	15	3	7	10	0
NY RANGERS	34	7	13	20	14
OTTAWA	40	4	9	13	18
PHILADELPHIA	29	4	13	17	18
PITTSBURGH	39	5	19	24	26
SAN JOSE	7	2	4	6	6
ST. LOUIS	8	0	3	3	4
TAMPA BAY	27	3	15	18	12
TORONTO	35	3	14	17	14
VANCOUVER	7	1	0	1	4
WASHINGTON	30	7	14	21	10
WINNIPEG	26	2	12	14	10
NHL TOTALS:	573	75	257	332	292

32 MARK STREIT

CAREER RECORD

YEAR	TEAM	LEAGUE	REGULAR SEASON						PLAYOFFS				
			GP	G	A	PTS	PIM	GP	G	A	PTS	PIM	
1995-96	Fribourg-Gotteron	Swiss-A	33	2	2	4	6	5	1	0	1	2	
1996-97	Davos	Swiss-A	46	2	9	11	18	--	--	--	--	--	
1997-98	Davos	Swiss-A	38	4	10	14	14	12	4	6	10	51	
1998-99	Davos	Swiss-A	44	7	18	25	42	20	14	30	44	33	
1999-00	Springfield	AHL	43	3	12	15	18	5	0	0	0	2	
	Tallahassee	ECHL	14	0	5	5	16	--	--	--	--	--	
	Utah Grizzlies	IHL	1	0	1	1	2	--	--	--	--	--	
2000-01	Zurich	Swiss-A	44	5	11	16	48	16	2	5	7	37	
2001-02	Zurich	Swiss-A	28	7	16	23	36	5	0	1	1	7	
2002-03	Zurich	Swiss-A	37	4	20	24	62	--	--	--	--	--	
2003-04	Zurich	Swiss-A	48	12	24	36	78	13	5	2	7	14	
2004-05	Zurich	Swiss-A	44	14	29	43	46	15	4	11	15	20	
2005-06	Montreal	NHL	48	2	9	11	28	1	0	0	0	0	
2006-07	Montreal	NHL	76	10	26	36	14	--	--	--	--	--	
2007-08	Montreal	NHL	81	13	49	62	28	11	1	3	4	8	
2008-09	NY Islanders	NHL	74	16	40	56	62	--	--	--	--	--	
2009-10	NY Islanders	NHL	82	11	38	49	48	--	--	--	--	--	
2011-12	NY Islanders	NHL	82	7	40	47	46	--	--	--	--	--	
2012-13	Bern	Swiss-A	32	7	19	26	30	--	--	--	--	--	
2013-14	NY Islanders	NHL	48	6	21	27	22	6	2	3	5	4	
	FLYERS	NHL	82	10	34	44	44	--	--	--	--	--	
NHL Totals			573	75	257	332	292	17	3	6	9	12	
FLYERS Totals			82	10	34	44	44	--	--	--	--	--	

(a) Selected by Montreal in the 9th round (262nd overall) of the 2004 NHL Entry Draft

(b) Traded to Philadelphia by NY Islanders for Shane Harper and a 4th-round pick in 2014, June 12, 2013.

MISCELLANEOUS STATS

YEAR	TEAM	LEAGUE	REGULAR SEASON										PLAYOFFS		
			PP	SH	GW	S	S%	+/-	TF	F%	MIN	PP	SH	GW	
2005-06	Montreal	NHL	2	0	0	52	3.8	-6	--	--	14:36	0	0	0	
2006-07	Montreal	NHL	2	1	1	102	9.8	-5	--	--	14:01	--	--	--	
2007-08	Montreal	NHL	7	0	3	165	7.9	-6	--	--	17:31	0	0	0	
2008-09	NY Islanders	NHL	10	1	1	150	10.7	5	--	--	1:13	--	--	--	
2009-10	NY Islanders	NHL	9	0	2	187	5.9	0	--	--	1:42	--	--	--	
2011-12	NY Islanders	NHL	3	0	1	149	4.7	-27	--	--	23:23	--	--	--	
2012-13	NY Islanders	NHL	3	0	1	83	7.2	-14	--	--	23:21	1	0	0	
2013-14	FLYERS	NHL	4	0	2	121	8.3	3	--	--	20:38	--	--	--	
NHL TOTALS			40	2	11	1009	7.4	-50	--	--	20:44	1	0	0	

44 KIMMO TIMONEN



DEFENSE | TEEM-oh-nehn, KEE-moh

BIRTHDATE: March 18, 1975 | **BIRTHPLACE:** Kuopio, Finland
HEIGHT: 5'10" | **WEIGHT:** 194 | **SHOOTS:** Left | **SEASON:** 16th NHL, 8th Flyers
ACQUIRED: Trade from Nashville – 6/18/07

2013-14

Won his fifth career Barry Ashbee Award, and third consecutive, as the Flyers' best defenseman... Finished 9th in the NHL in power play assists (19)... Posted a two-goal game March 8 at TOR... Reached 500 games as a Flyer on March 1 vs. NYR... Credited with six blocks on Feb. 5 vs. COL... Reached 300 PIM as a Flyer on Jan. 28 vs. DET... won a bronze medal with Team Finland at the 2014 Winter Olympics, his fourth Olympic medal and third bronze... posted three points (1G, 2A) Nov. 19 vs. OTT.


CAREER

2012-13: Won his fourth Barry Ashbee Trophy as the Flyers' best defenseman... Finished fourth on the team in scoring with 29 points and tied for second in assists with 24... Missed the final three games of the season with a compression fracture in his right foot... Scored game-tying goal with 9.5 seconds left in regulation vs. WSH on March 31... Played his 1000th career NHL game on March 18 at TBL, on his 37th birthday... Was honored in pregame ceremonies prior to the Flyers' next home game on March 26... Recorded a goal and two assists on March 7 vs. PIT... Had a four-game point streak from Feb. 7 through Feb. 12... Posted 2 assists vs. WPG on Feb. 23... Posted 2 assists vs. CAR on Feb. 2... Named associate captain of the Flyers on Jan. 15. **2011-12:** Appeared in 11 playoff games, registering four points (1G,3A) along with 23 penalty minutes... Winner of his third Barry Ashbee Trophy as the Flyers' best defenseman... Missed five games from March 4-11, ending his consecutive-games streak at 248... Recorded his 500th point in the NHL on March 1 vs. NYL... Recorded his 200th point as a Flyer on March 15 at NYL... Was plus-3 on Oct. 29 vs. CAR... Recorded a four-assist night Oct. 27 vs. WPG... **2010-11:** Had 2 assists in ECQF Game 2 vs. PIT on April 16... Led the Flyers and the NHL with a +9 rating during the ECQF... Finished the series with four points (1G, 3A)... Tied a season high two assists, both on the power play, at OTT on April 5... Recorded his 100th career NHL goal vs. BUF on March 5... Had a five-game point streak (1G, 5A) from Jan. 6-14... Had points in eight of nine games (1G, 10A) from Oct. 29-Nov. 15... Had a three-point game (1G, 2A) vs. NYI on Oct. 30. **2009-10:** Finished second on the team in assists (33)... Played his 800th NHL game on March 18 at DAL... Won a bronze medal with Team Finland for the 2nd time (1998) in his fourth Olympics, where he recorded four points (2G, 2A) and a +2 rating in 6 games... Recorded his 100th assist as a Flyer vs. PIT on Jan. 24... Played his 200th game as a Flyer on Jan. 7 at PIT... Recorded his 400th NHL point (assist) vs. BUF on Nov. 14... Recorded his 300th NHL assist vs. WSH on Oct. 6... Had a four-game point streak, recording four assists (Oct. 27-Nov. 6)... Had a goal and assist in Game 5 of Stanley Cup Final vs. CHI... Had an assist in Game 4... Recorded three assists in Eastern Conference Final vs. MTL... Assisted on game-winning goal in Game 4... Recorded two assists in Eastern Conference Semi Finals vs. BOS... Recorded three assists in Eastern Conference Quarter Finals vs. NJD. **2008-09:** Recipient of the Barry Ashbee Trophy (second consecutive year) as the team's most outstanding defenseman, as voted by a panel of sportscasters and sportswriters... Set new career highs in a single game for assists (4) and TOI (31:40)... Appeared in his 700th NHL game at STL on Jan. 31... Led the team in blocked shots (164) and finished second on the team in average TOI (24:31) and tied for second on the team in assists (40)... Led the defense in assists and points (43)... Had 10 points (all assists) and led the team in March in assists in 14 games... Recorded 13 points (1G, 12A) in 13 games, leading the team in assists and plus/minus (+8) in Dec... Recorded four assists (new career high) vs. PIT on Dec. 13... Registered 40+ points in each of the last six seasons and has averaged over 20 minutes played per game for the last eight seasons. **2007-08:** Recipient of the Barry Ashbee Trophy as the team's most outstanding defenseman... Was first on team PPA (26 – T-9th in NHL)... Led Flyers defensemen in points with 44 (8G, 36A - 13th in the NHL)... Was third on team in blocked shots (129)... Named to the Eastern Conference All-Star Team for third time (2004, 2007, 2008)... Registering a goal and two assists at FLA on Jan. 16 – is the first Flyers defenseman to record consecutive three-point games since Garry Galley accomplished the feat during the 1991-92 season... Played his 600th game in the NHL at COL on Dec. 7... Recorded a goal vs. PIT on Nov. 10 (his first goal as a Flyer) and three assists (at the time, tied his career high for assists and points in a game)... Recorded an assist at EDM on Oct. 6, his first point as a Flyer. **2006-07:** Posted 55 points (13G, 42A) and 42 PIM in 80 games for NSH, first among NSH defensemen and T-11th among NHL defensemen... Had 42 assists and 55 points, new single-season career highs... Led the Predators in PPP (26 – 8PPG,18PPA) and average TOI (21:50)... Was second on the team in plus/minus (+20) and blocked shots (115)... **2005-06:** Led NSH defensemen with 50 points (12th among NHL defensemen)... Finished second on the team in assists (37) and PPP (36). Became second NSH defenseman in history to record 50 points (Zidlicky)... Posted a six-game scoring streak with eight points (2G, 6A – Jan. 13-24)... Recorded 200th career NHL point at PHX on Oct.

13... **2004-05:** Recorded 17 points (4G, 13A) and six penalty minutes in 12 games for KalPA Kuopio (Finland), helping win the Mestis League Championship with 10 points (3G, 7A) and four PIM in eight playoff games... **2003-04:** Led NSH in shots (180), TOI (23:52 - fourth consecutive year)... Ranked second on the team in PPP (30), and ranked fifth among NHL defensemen in PPP and goals (8)... Finished third on NSH in assists (32)... Played in his 400th career NHL game at PIT on March 4... **2002-03:** Led NSH in assists (34) and PPP (28)... Finished second on NSH in points (40 - 18th among NHL defensemen)... Posted his 100th NHL assist vs. PIT on Feb. 27... Had a career-high seven-game point streak with eight points (1G, 7A - Feb. 23-March 7)... **2001-02:** Led NSH and set a franchise record in average TOI (24:12)... Played over 20 minutes in 79 of 82 games... Ranked second on the team in assists (29) and third in points (42)... Finished third among NHL defensemen in PPG (9) and seventh in goals (13)... **2000-01:** Led team defensemen in goals (12), assists (13), points (25) and PPP (14)... **1999-00:** Named to the 2000 NHL All-Star Game... Led NSH defensemen in assists (25 - third on the team) and points (33)... Finished second on the club in PPP (16)... Scored the Predators' first-ever penalty shot attempt vs. MTL on Nov. 18... **1998-99:** Appeared in 50 games with NSH... Made his NHL debut at MDA on Dec. 16 and recorded his first NHL point (assist) vs. DET on Dec. 23... Recorded 15 points (2G, 13A) and 22 PIM in 29 games with NSH's IHL affiliate, the Milwaukee Admirals... Named to the IHL All-Star Game... Led all NSH rookies in scoring with 12 points (4G, 8A)... **Amateur Career:** Played three seasons with TPS Turku (Finland) from 1994-95 through 1996-97... Posted 16 goals and 39 assists for 55 points and 50 PIM in 143 regular season games... Recorded 13 points (3G, 10A) and 26 PIM in 34 postseason games... **International Career:** Won a bronze medal with Finland in the 2014, 2010 and 1998 Winter Olympics, and a silver medal in 2006... Played for Team Finland at the 2005 World Championships... Helped Team Finland finish second at the 2004 World Cup of Hockey, leading all defensemen (third overall in World Cup) with six points (1G, 5A)... Represented Team Finland at the 2003 World Championships... Played for Team Finland in the 2002 Winter Olympics and 2002 World Championships... Won a silver medal with Finland at the 2001 IIHF World Championships... Played for Team Finland in the 1999 World Championship... Played in three World Junior Championships with Finland (1993, 1994 and 1995).

STATISTICAL CAREER HIGHS

	FLYERS	CAREER
MOST GOALS (GAME)	2 (THREE TIMES)	2 (EIGHT TIMES)
MOST ASSIST (GAME)	4 (TWO TIMES)	4 (FOUR TIMES)
MOST POINTS (GAME)	4 (FOUR TIMES)	4 (FOUR TIMES)
MOST GOALS (SEASON)	8 (2007-08)	13 (TWO TIMES)
MOST ASSIST (SEASON)	40 (2008-09)	42 (2006-07)
MOST POINTS (SEASON)	44 (2007-08)	55 (2006-07)
LONGEST GOAL-SCORING STREAK	2 GAMES (ONE TIME)	2 GAMES (SIX TIMES)
LONGEST ASSIST-SCORING STREAK	6 GAMES (2/28/08 - 3/8/08)	7 GAMES (2/23/03 - 3/7/03)
LONGEST POINT-SCORING STREAK	6 GAMES (2/28/08 - 3/8/08)	8 GAMES (2/19/07 - 3/8/07)



CAREER STATS VS. NHL

TEAM	GP	G	A	PTS	PIM
ANAHEIM	37	4	9	13	24
ARIZONA	35	4	14	18	28
BOSTON	35	4	7	11	20
BUFFALO	33	2	24	26	24
CALGARY	32	1	12	13	4
CAROLINA	34	5	17	22	26
CHICAGO	50	8	24	32	26
COLORADO	36	2	15	17	18
COLUMBUS	44	7	19	26	34
DALLAS	40	7	11	18	30
DETROIT	53	7	23	30	28
EDMONTON	33	6	17	23	30
FLORIDA	34	2	14	16	16
LOS ANGELES	36	3	10	13	16
MINNESOTA	30	6	8	14	10
MONTREAL	32	3	6	9	24
NASHVILLE	7	0	5	5	2
NEW JERSEY	49	5	16	21	26
NY ISLANDERS	47	4	20	24	22
NY RANGERS	51	4	19	23	26
OTTAWA	33	3	18	21	16
PHILADELPHIA	7	0	2	2	6
PITTSBURGH	52	6	29	35	46
SAN JOSE	37	5	18	23	26
ST. LOUIS	48	6	17	23	26
TAMPA BAY	37	2	15	17	10
TORONTO	31	2	16	18	22
VANCOUVER	31	2	12	14	20
WASHINGTON	35	3	25	28	28
WINNIPEG	33	4	12	16	18
NHL TOTALS:	1092	117	454	571	652

44 KIMMO TIMONEN

CAREER RECORD

YEAR	TEAM	LEAGUE	REGULAR SEASON						PLAYOFFS				
			GP	G	A	PTS	PIM	GP	G	A	PTS	PIM	
1991-92	KalPa Kuopio	Finland	5	0	0	0	0	--	--	--	--	--	
1992-93	KalPa Kuopio (a)	Finland	33	0	2	2	4	--	--	--	--	--	
1993-94	KalPa Kuopio	Finland	46	6	7	13	55	--	--	--	--	--	
1994-95	TPS Turku	Finland	45	3	4	7	10	13	0	1	1	6	
1995-96	TPS Turku	Finland	48	3	21	24	22	9	1	2	3	12	
1996-97	TPS Turku	Finland	50	10	14	24	18	12	2	7	9	6	
	TPS Turku	EuroHL	6	1	0	1	27	4	0	1	1	0	
1997-98	HIFK Helsinki (b)	Finland	45	10	15	25	24	9	3	4	7	8	
1998-99	Milwaukee		29	2	13	15	22	--	--	--	--	--	
	Nashville	NHL	50	4	8	12	30	--	--	--	--	--	
1999-00	Nashville	NHL	51	8	25	33	26	--	--	--	--	--	
2000-01	Nashville	NHL	82	12	13	25	50	--	--	--	--	--	
2001-02	Nashville	NHL	82	13	29	42	28	--	--	--	--	--	
2002-03	Nashville	NHL	72	6	34	40	46	--	--	--	--	--	
2003-04	Nashville	NHL	77	12	32	44	52	6	0	0	0	10	
2004-05	HC Lugano	Swiss	3	0	1	1	0	--	--	--	--	--	
	Brynas IF Gavle	Sweden	10	5	3	8	8	--	--	--	--	--	
	KalPa Kuopio	Finland-2	12	4	13	17	6	8	3	7	10	4	
2005-06	Nashville	NHL	79	11	39	50	74	5	1	3	4	4	
2006-07	Nashville (c)	NHL	80	13	42	55	42	5	0	2	2	4	
2007-08	FLYERS	NHL	80	8	36	44	50	13	0	6	6	8	
2008-09	FLYERS	NHL	77	3	40	43	54	6	0	1	1	12	
2009-10	FLYERS	NHL	82	6	33	39	50	23	1	10	11	20	
2010-11	FLYERS	NHL	82	6	31	37	36	11	1	5	6	14	
2011-12	FLYERS	NHL	76	4	39	43	46	11	1	3	4	23	
2012-13	FLYERS	NHL	45	5	24	29	36	--	--	--	--	--	
2013-14	FLYERS	NHL	77	6	29	35	32	7	0	1	1		
	NHL TOTALS		1092	117	454	571	652	87	4	31	35	95	
	FLYERS TOTALS		519	38	232	270	304	71	3	26	29	77	

(a) Drafted by Los Angeles in the 10th round (250th overall) of the 1993 NHL Entry Draft.

(b) Traded by Los Angeles, along with Jan Vopat, to Nashville in exchange for future considerations on June 26, 1998.

(c) Traded by Nashville, along with Scott Hartnell, to the Flyers in exchange for Nashville's first round selection in the 2007 NHL Entry Draft (Jonathon Blum) on June 18, 2007

MISCELLANEOUS STATS

YEAR	TEAM	LEAGUE	REGULAR SEASON										PLAYOFFS		
			PP	SH	GW	S	S%	+/-	TF	F%	MIN	PP	SH	GW	
1998-99	Nashville	NHL	1	0	0	75	5.3	-4	--	--	19:04	--	--	--	
1999-00	Nashville	NHL	2	1	2	97	8.2	-5	--	--	21:05	--	--	--	
2000-01	Nashville	NHL	6	0	3	151	7.9	-6	2	50	23:11	--	--	--	
2001-02	Nashville	NHL	9	0	1	154	8.4	2	--	--	24:11	--	--	--	
2002-03	Nashville	NHL	4	0	0	144	4.2	-3	--	--	22:24	--	--	--	
2003-04	Nashville	NHL	8	0	1	180	6.7	-7	1	0	23:52	0	0	0	
2005-06	Nashville	NHL	8	0	1	156	7.1	-3	5	80	22:26	0	1	0	
2006-07	Nashville	NHL	8	0	2	121	10.7	20	1	0	21:50	0	0	0	
2007-08	FLYERS	NHL	3	1	1	125	6.4	0	--	--	23:34	0	0	0	
2008-09	FLYERS	NHL	2	0	0	104	2.9	19	2	0	24:31	0	0	0	
2009-10	FLYERS	NHL	1	2	1	121	5	-2	--	--	22:52	0	0	0	
2010-11	FLYERS	NHL	1	2	0	147	4.1	11	--	--	22:28	0	0	0	
2011-12	FLYERS	NHL	4	0	0	130	3.1	8	--	--	21:14	1	0	0	
2012-13	FLYERS	NHL	0	1	0	78	6.4	3	--	--	21:45	--	--	--	
2013-14	FLYERS	NHL	1	0	1	152	3.9	5	0	0	20:01	0	0	0	
	NHL TOTALS		58	7	13	1935	6.00	38	11	26	22:28	1	1	0	



18 ^{RJ} UMBERGER

CENTER

BIRTHDATE: May 3, 1982 | **BIRTHPLACE:** Pittsburgh, PA

HEIGHT: 6'2" | **WEIGHT:** 220 | **SHOOTS:** Left | **SEASON:** 10th NHL, 4th Flyers

ACQUIRED: Trade from Columbus – June 23, 2014

2013-14

Playoffs: Appeared in 4 games with 1 assist along with 2 penalty minutes... **Regular Season:** Recorded 34 points (18G, 16A) along with 26 penalty minutes in 74 games played... Led the Blue Jackets in power play goals with 8... Earned second place on the Columbus Blue Jackets' all time goals list with 114 on Jan. 21 vs. Los Angeles... Played in the 600th game of his NHL career on Oct. 4 vs. Calgary...

CAREER

2012-13: Led the Blue Jackets in blocked shots (45)... Recorded 18 points (8G, 10A) in 48 games... Recorded the 200th point as a Blue Jacket on Feb. 10 vs. Edmonton... **2011-12:** Recorded 40 points (20G, 20A) along with 27 penalty minutes in 77 games... Had his 288-consecutive games played streak end on Jan. 13 due to an injury... Played the 500th game on his NHL career vs. Edmonton on Dec. 2... Recorded the third hat trick of his career on Mar. 23 vs. Carolina... Ranked second on the Blue Jackets in goals (20), game-winning goals (3), power play goals (5) shots on goal (200), multi-goal games (4), multi-point games (11-tied), and time on ice among forwards... Signed a 5-year extension with the Blue Jackets on Sept. 21... **2010-11:** Recorded a career-high 57 points (25G, 32A) and 38 penalty minutes in 82 games... Scored the 100th goal of his NHL career on Oct. 15 vs. Chicago... Became the third player in Blue Jackets history to score back-to-back shorthanded goals (Oct 15-16)... Played the 400th game of his career vs. Philadelphia on Oct. 16... Set a franchise record with 8 assists in eight straight games... Set a franchise record with his ten game point streak from Nov. 10-26... Tied the club record for plus/minus rating with +4 on Feb. 5 vs. Edmonton... Led the club with power play goals (8), shorthanded goals (3), and average time on ice among forwards... Was one of three Blue Jackets to play in all 82 games... **2009-10:** Recorded 55 points (23G, 32A) along with 40 penalty minutes in 82 games with Columbus... Played in 164 consecutive games with the Blue Jackets, the third longest streak in club history... Scored his second career hat trick on Nov. 30 vs. St. Louis... Recorded the 100th assist of his NHL career on Dec. 9 vs. Florida... Recorded his 200th point of his NHL career at St. Louis on Jan. 30... Had a 6 game point streak (2G, 5A) from Mar. 23-April 1... was one of two Blue Jackets to play in all 82 games... **2008-09:** **Playoffs:** Appeared in 4 games... Led the club in playoff goals (3) and points (3-tied)... Scored the first playoff goal in Blue Jackets history in game one of the Western Conference Quarterfinals on April 16... Scored the first home playoff goal in Blue Jackets history in game three of the Western Conference Quarterfinals on April 16 vs. Detroit... **Regular Season:** Acquired by the Columbus Blue Jackets with a fourth round pick in 2008 Entry Level Draft from Philadelphia in exchange for a first round pick and a third round pick in the 2008 Entry Level Draft on Jun. 20... Recorded 46 points (26G, 20A) along with 53 penalty minutes in 82 games played... Set a career high of 26 goals in a season... Was one of three players to play in all 82 games... Led the club in power play goals (9)... Had a 5 game point streak (5G, 1A) from Oct. 30-Nov. 7... Scored two goals 1:29 apart in the second period on Feb. 16 vs. Dallas, the fastest two goals scored by a player in Blue Jackets history... Recorded the 50th goal of his NHL career on Nov. 1 vs. Chicago... **2007-08:** **Playoffs:** Appeared in 17 games... Helped the Flyers advance to the Western Conference Final... Led the club in playoff goals (10) and plus/minus rating (+7), while ranking second in points (15)... Ranked fourth in the league in playoff goals... Was seventh in the league in game-winning playoff goals (2-tied in NHL) and was tenth in the league in playoff points (15)... **Regular Season:** Recorded 50 points (13G, 37A) with 19 penalty minutes in 74 games with the Flyers... Missed the first two games of the season due to a finger injury... Had back-to-back multi-point games from Nov. 23-24... Set single-game career highs for goals (3), assists, and points on Dec. 11 vs. Pittsburgh... Recorded the 100th point of his NHL career on Jan. 24 vs. Pittsburgh... Played the 200th game of his NHL career on Jan. 24, 2008 vs. Pittsburgh... Had a four game point streak (1G, 3A) from Jan 10-16... Missed six games from Mar. 18 to Mar 29 due to a knee injury suffered on Mar. 16 at Pittsburgh... **2006-07:** Recorded 28 points (16 G, 12A) along with 41 penalty minutes in 81 games with the Flyers... Played the 100th game of his NHL career on Dec. 2006 vs. New Jersey... Scored four goals during a three-game goal streak from Feb. 27-Mar. 4... **2005-06:** Appeared in 73 games for the Flyers, making his NHL debut on Oct. 30 at Ottawa... Recorded his first NHL point with an assist on Nov. 8 at Boston... Scored his first NHL goal vs. Tampa Bay on Nov. 22... **2004-05:** Signed a two-year contract with the Philadelphia Flyers as a free agent... Appeared in 80 games for the Philadelphia Phantoms (AHL), recording 65 points, (21 G, 44A) and 36 penalty minutes... Set Phantoms records for both goals and points in a season... Named Phantoms Rookie of the Year... Named AHL Rookie of the Month-Nov. 2004... Ranked first among AHL rookies in assists and was third in points in plus/minus rating... Helped the Phantoms win it's first Calder Cup Final... **2003-04:** Was drafted in the 2001 NHL Entry Draft 16th overall by the Vancouver Canucks... Missed the 2003-204 season due to a contract dispute due to a contract dispute... traded to NY Rangers with Martin Grenier from Vancouver in exchange for Martin Rucinsky... **College Career:** Played three seasons for the Ohio State Buckeyes (2000-03)... Led the Buckeyes in goals, assists, power play goals, game-winning goals, and shots during the 2002-03 season... Named CCHA Rookie of the year and to the CCHA All-Rookie Team (2000-01)... Was Named to the NCAA West Second All-American Team (2002-03)... Named to the CCHA All Star Team (2002-03)... Was named to the Academic All-Big Ten Team in 2001-02 and 2002-03... Was a finalist for the Hobey Baker Award (2002-03).

RJ UMBERGER

STATISTICAL CAREER HIGHS

	FLYERS	CAREER
MOST GOALS (GAME)	3 (12/11/07 vs. PIT)	3 (THREE TIMES)
MOST ASSISTS (GAME)	2 (SIX TIMES)	2 (22 TIMES)
MOST POINTS (GAME)	5 (12/11/07 vs. PIT)	5 (12/11/07 vs. PIT)
MOST GOALS (SEASON)	20 (2005-06)	26 (2008-09)
MOST ASSISTS (SEASON)	37 (2007-08)	37 (2007-08)
MOST POINTS (SEASON)	50 (2007-08)	57 (2010-11)
LONGEST GOAL-SCORING STREAK	3 GAMES (2/27/07-3/4/07)	4 GAMES (TWO TIMES)
LONGEST ASSIST-SCORING STREAK	2 GAMES (11 TIMES)	8 GAMES (11/10/11-11/26/11)
LONGEST POINT-SCORING STREAK	4 GAMES (THREE TIMES)	10 GAMES (11/10/11-12/1/11)

CAREER RECORD

REGULAR SEASON										PLAYOFFS				
YEAR	TEAM	LEAGUE	GP	G	A	PTS	PIM	+/-	GP	G	A	PTS	PIM	
1998-99	U.S. Jr Ntl Team	USHL	5	2	2	4	0		--	--	--	--	--	
	USNTDP Under-18	NAHL	50	21	21	42	32							
1999-00	U.S. Jr Ntl Team	USHL	57	33	35	68	20		--	--	--	--	--	
2000-01	Ohio State	CCHA	32	14	23	37	18	1						
2001-02	Ohio State	CCHA	37	18	21	39	31	2						
2002-03	Ohio State	CCHA	43	26	27	53	16	2						
2004-05	PHANTOMS (a)	AHL	80	21	44	65	36	19	21	3	7	10	12	
2005-06	FLYERS	NHL	73	20	18	38	18	9	5	1	0	1	2	
	PHANTOMS	AHL	8	3	7	10	8	4	--	--	--	--	--	
2006-07	FLYERS	NHL	81	16	12	28	41	-32	--	--	--	--	--	
2007-08	FLYERS (b)	NHL	74	13	37	50	19	0	17	10	5	15	10	
2008-09	Columbus	NHL	82	26	20	46	53	-10	4	3	0	3	0	
2009-10	Columbus	NHL	82	23	32	55	40	-16	--	--	--	--	--	
2010-11	Columbus	NHL	82	25	32	57	38	3	--	--	--	--	--	
2011-12	Columbus	NHL	77	20	20	40	27	-10	--	--	--	--	--	
2012-13	Columbus	NHL	48	8	10	18	16	3	--	--	--	--	--	
2013-14	Columbus (c)	NHL	74	18	16	34	26	-3	4	0	1	1	2	
	NHL Totals		673	169	197	366	278	-56	30	14	6	20	14	
	FLYERS Totals		236	52	74	126	86	-19	22	11	5	16	12	

(a) Drafted by Vancouver in the first round (16th overall) in the 2001 NHL Entry Draft

(b) Signed by Philadelphia as a free agent, June 16, 2004

(c) Traded to Columbus by Philadelphia with Philadelphia's 4th round choice (Drew Olson) in 2008 Entry Draft for Colorado's 1st round choice (previously acquired, Philadelphia selected Luca Sbisa) in 2008 Entry Draft and Columbus's 3rd round choice (Marc-Andre Bourdon) in 2008 Entry Draft, June 20, 2008.

(d) Traded to Philadelphia by Columbus with Columbus's 4th round choice in 2015 Entry Draft for Scott Hartnell, June 23, 2014

MISCELLANEOUS STATS

REGULAR SEASON													PLAYOFFS		
YEAR	TEAM	LEAGUE	PP	SH	GW	S	S%	+/-	TF	F%	MIN	PP	SH	GW	
2005-06	FLYERS	NHL	5	0	2	138	14.5	9	163	50.3	13:13	0	0		
2006-07	FLYERS	NHL	2	2	1	134	11.9	-32	535	44.5	14:32	--	--		
2007-08	FLYERS	NHL	4	0	3	173	7.5	0	117	38.5	17:52	1	0		
2008-09	Columbus	NHL	9	0	2	234	11.1	-10	841	48	18:46	2	0		
2009-10	Columbus	NHL	8	1	4	221	10.4	-16	704	52.8	19:10	--	--		
2010-11	Columbus	NHL	8	3	3	220	11.4	3	220	50.4	19:12	--	--		
2011-12	Columbus	NHL	5	0	3	200	10.0	-10	306	49	18:11	--	--		
2012-13	Columbus	NHL	2	0	0	96	8.3	3	108	50	18:29	--	--		
2013-14	Columbus	NHL	8	1	3	136	13.2	-3	40	62.5	16:10	0	0		
	NHL TOTALS		51	7	21	1552	10.9	-56	3034	48.8	17:17	3	0		

CAREER STATS VS. NHL

TEAM	GP	G	A	PTS	PIM
ANAHEIM	23	2	8	10	8
ARIZONA	21	5	5	10	19
BOSTON	20	3	7	10	0
BUFFALO	21	6	6	12	26
CALGARY	22	5	5	10	10
CAROLINA	18	6	4	10	4
CHICAGO	32	6	17	23	2
COLORADO	22	6	7	13	10
COLUMBUS	2	0	0	0	0
DALLAS	22	6	7	13	6
DETROIT	33	12	9	21	16
EDMONTON	21	5	9	14	4
FLORIDA	18	5	5	10	6
LOS ANGELES	23	4	5	9	8
MINNESOTA	23	5	2	7	10
MONTREAL	17	6	3	9	4
NASHVILLE	32	8	11	19	9
NEW JERSEY	30	1	4	5	0
NY ISLANDERS	31	14	10	24	16
NY RANGERS	28	3	7	10	12
OTTAWA	19	7	6	13	13
PHILADELPHIA	8	4	1	5	0
PITTSBURGH	34	8	14	22	23
SAN JOSE	22	4	8	12	13
ST. LOUIS	32	11	9	20	32
TAMPA BAY	19	4	6	10	0
TORONTO	17	5	5	10	2
VANCOUVER	23	7	4	11	11
WASHINGTON	22	6	9	15	6
WINNIPEG	18	5	4	9	8
NHL TOTALS:	673	169	197	366	278



76 CHRIS VANDEVELDE

CENTER | VAN-deh-veld, KRIHS

BIRTHDATE: March 15, 1987 | **BIRTHPLACE:** Moorhead, MN

HEIGHT: 6'1" | **WEIGHT:** 201 | **SHOOTS:** Left | **SEASON:** 5th NHL, 2nd Flyers

ACQUIRED: Free Agent – signed December 12, 2013

2013-14

Appeared in a total of 18 games for the Flyers, recording one assist... loaned to Adirondack on March 13... recalled from Adirondack on March 11... posted assists in three straight games from March 2-8... loaned to Adirondack on Jan. 29... made his Flyers debut on Dec. 12 vs. Montreal, playing 5:36... signed a two-way NHL contract with the Flyers on Dec. 12 after posting seven goals and six assists for 13 points in 23 games with Adirondack... scored three goals in a four-game span, Nov. 2-10... signed AHL contract with Adirondack on Sept. 13.

CAREER

2012-13: Appeared in 11 games with Edmonton... spent most of season with Oklahoma City (AHL), recording seven goals and 13 assists in 57 games... posted two goals and two assists in 17 playoff games to help Barons reach AHL's Western Conference Finals... concluded regular season with consecutive two-goal games vs. Abbotsford April 20 and Houston April 21. **2011-12:** Scored first NHL goal March 25, 2012 at Columbus against Steve Mason in a 6-3 Edmonton win... scored six goals in 14 playoff games, helping Barons reach AHL's Western Conference Finals... recorded a career-high three-point game with a goal and two assists Oct. 15 vs. Texas. **2010-11:** Opened season with the Barons and played the entire season in the AHL until promoted from Edmonton Mar. 17 until the end of the regular season... Returned to OKC for the Calder Cup playoffs... scored in three consecutive games March 10-12 right before his promotion... recorded first career two-goal game Nov. 5 vs. Texas... scored first professional goal Oct. 17 at Houston. **2009-10:** Made AHL debut late in the 2009-10 season (2 games) after signing an Amateur Tryout contract with Edmonton following his final collegiate season. **College:** Played four seasons at the University of North Dakota (2007-10)... Named the University of North Dakota's Male Athlete of the Year his senior season, 2009-10.

76 CHRIS VANDEVELDE

STATISTICAL CAREER HIGHS

	FLYERS	CAREER
MOST GOALS (GAME)	N/A	1 (3/25/12 at CBJ)
MOST ASSISTS (GAME)	1 (12/17/13 vs WSH)	1 (three times)
MOST POINTS (GAME)	1 (12/17/13 vs WSH)	1 (four times)
MOST GOALS (SEASON)	N/A	(2011-12)
MOST ASSISTS (SEASON)	1 (2012-13)	1 (2010-11)
MOST POINTS (SEASON)	1 (2012-13)	1 (2010-11)
LONGEST GOAL-SCORING STREAK	N/A	N/A
LONGEST ASSIST-SCORING STREAK	N/A	N/A
LONGEST POINT-SCORING STREAK	N/A	N/A

CAREER RECORD


REGULAR SEASON										PLAYOFFS				
YEAR	TEAM	LEAGUE	GP	G	A	PTS	PIM	+/-		GP	G	A	PTS	PIM
2004-05	Lincoln	USHL	7	1	4	5	0	1		4	0	2	2	0
2005-06	Lincoln	USHL	56	16	20	36	70	-1		9	1	3	4	10
2006-07	North Dakota	WCHA	38	3	6	9	37	--		--	--	--	--	--
2007-08	North Dakota	WCHA	43	15	17	32	38	--		--	--	--	--	--
2008-09	North Dakota	WCHA	43	18	17	35	69	--		--	--	--	--	--
2009-10	North Dakota	WCHA	42	16	25	41	22	--		--	--	--	--	--
	Springfield	AHL	2	0	1	1	0	1		--	--	--	--	--
2010-11	Oklahoma City	AHL	67	12	4	16	45	-17		6	1	0	1	6
	Edmonton	NHL	12	0	2	2	12	-6		--	--	--	--	--
2011-12	Oklahoma City	AHL	68	7	16	23	33	-4		14	6	0	6	10
	Edmonton	NHL	5	1	0	1	2	2		--	--	--	--	--
2012-13	Oklahoma City	AHL	57	7	13	20	27	1		17	2	2	4	10
	Edmonton	NHL	11	0	0	0	4	-3		--	--	--	--	--
2013-14	Adirondack	AHL	41	10	14	24	27	1		--	--	--	--	--
	FLYERS	NHL	18	0	1	1	6	-3		--	--	--	--	--
	NHL Totals		46	1	3	4	24	-10		--	--	--	--	--
	AHL Totals		235	36	48	84	132	-18		37	9	2	11	26
	FLYERS Totals		18	0	1	1	6	-3		--	--	--	--	--

MISCELLANEOUS STATS

REGULAR SEASON													PLAYOFFS		
YEAR	TEAM	LEAGUE	PP	SH	GW	S	S%	+/-	TF	F%	MIN	PP	SH	GW	
2010-11	Edmonton	NHL	0	0	0	16	0	-6	159	52.8	17:17	--	--	--	
2011-12	Edmonton	NHL	0	0	0	1	100	2	40	45	9:52	--	--	--	
2012-13	Edmonton	NHL	0	0	0	7	0	-3	44	47.7	7:03	--	--	--	
2013-14	FLYERS	NHL	0	0	0	8	0	-3	40	40	7:44	--	--	--	
	NHL TOTALS		0	0	0	32	0.03	-10	283	49.1	10:17	--	--	--	

CAREER STATS VS. NHL

TEAM	GP	G	A	PTS	PIM
ANAHEIM	2	0	0	0	0
ARIZONA	3	0	0	0	2
BOSTON	1	0	0	0	0
BUFFALO	1	0	0	0	0
CALGARY	2	0	0	0	0
CAROLINA	1	0	0	0	0
CHICAGO	1	0	0	0	0
COLORADO	3	0	0	0	2
COLUMBUS	4	1	0	1	2
DALLAS	2	0	0	0	0
DETROIT	3	0	0	0	4
EDMONTON	0	0	0	0	0
FLORIDA	0	0	0	0	0
LOS ANGELES	3	0	0	0	0
MINNESOTA	5	0	1	1	8
MONTREAL	2	0	0	0	0
NASHVILLE	2	0	0	0	0
NEW JERSEY	2	0	0	0	0
NY ISLANDERS	0	0	0	0	0
NY RANGERS	1	0	0	0	2
OTTAWA	0	0	0	0	0
PHILADELPHIA	0	0	0	0	0
PITTSBURGH	0	0	0	0	0
SAN JOSE	0	0	0	0	0
ST. LOUIS	2	0	0	0	0
TAMPA BAY	1	0	0	0	0
TORONTO	0	0	0	0	0
VANCOUVER	3	0	1	1	2
WASHINGTON	2	0	1	1	2
WINNIPEG	0	0	0	0	0
NHL TOTALS:	46	1	3	4	24



93 JAKUB VORACEK

RIGHT WING | VOHR-rah-chehk, YA-kuhb

BIRTHDATE: August 15, 1989 | **BIRTHPLACE:** Kladno, Czech Republic
HEIGHT: 6'2" | **WEIGHT:** 214 | **SHOOTS:** Left | **SEASON:** 7th NHL, 4th Flyers
ACQUIRED: Trade from Columbus – June 23, 2011

2013-14

Finished 2nd on the team in points (62), 3rd in goals (23), 2nd in assists (39)... Appeared in all 82 games... Played his 200th game as a Flyer on March 30 vs. BOS... Registered his 100th NHL goal on March 26 at NYR... Won the Yanick Dupre Class Guy Memorial Award for the Flyer who best illustrates character, dignity and respect for the sport on and off the ice... Picked up his third multi-goal game of the season on Jan. 11 vs. TBL... Recorded a career-high nine-game scoring streak (6-9-15) from Dec. 9-28... Recorded three points (1G, 2A) in the third period on Dec. 19 vs. CBJ, the third time in his career he's had three points in a period... Reached his 400th game in the NHL on Dec. 15 at WSH... Reached 100 points as a Flyer on Nov. 9... Recorded a five-game scoring streak (Nov. 9-19) (2G, 4A).

CAREER

2012-13: Received the Bobby Clarke Trophy as the team's most valuable player... also won the Pelle Lindbergh Memorial Trophy as the Flyers' most improved player from the previous season, as voted by his teammates... Was one of only two Flyers to appear in all 48 regular season games... scored a career-high 22 goals, which led the Flyers and was 9th in the league... was second on the team and 18th in the league in points with 46 (22G, 24A)... Led the team and was 13th in the league with 8 PPG... Recorded his first NHL fight, along with a career-high 19 penalty minutes vs. WSH on March 31... Posted a career-high 4 assists at NYI on Feb. 18... Had a 3-game goal streak from March 2-7... Posted a 6-game point streak from Feb. 16-25... played his 100th game as a Flyer on Feb. 27 vs. WSH... Picked up 3 assists in a 5-3 win vs. WPG on Feb. 23, giving him 12 points over a 5-game span, making him the first Flyer since Peter Forsberg in 2005 to have 12 or more points in a 5-game stretch... Recorded 200th NHL point and first NHL hat trick on Feb. 20 at PIT.
2011-12: Playoffs: Appeared in 11 playoff games, registering 10 points (2G, 8A) along with 8 penalty minutes... Recorded GWG April 11 vs. PIT...
Regular Season: Played in his 300th NHL game on Feb. 23 at EDM... recorded 2 assists vs. OTT on Jan. 7, including 1 to set up Danny Briere's GWG in overtime... was plus-3 Nov. 25 vs. MTL... posted a 3-point night (1G 2A) Nov. 5 vs. CBJ... scored GWG Oct. 6 at BOS in 1st game as a Flyer.
2010-11: After being a healthy scratch Dec. 27-30, he had 8-17-25 in the 44 games past compared to 1-5-6 the 15 games prior to the scratches. CBJ was 9-1-3 when he scored a goal, 22-6-7 when he notched a point; is 19-5-3 all-time when he notched a multi-point game.
2009-10: Appeared in 81 games for CBJ... posted 50 points (16G, 34A) along with 26 PIM.
2008-09: Played 80 games for CBJ... registered 38 points (9G, 29A) and 44 PIM.

93 JAKUB VORACEK

STATISTICAL CAREER HIGHS

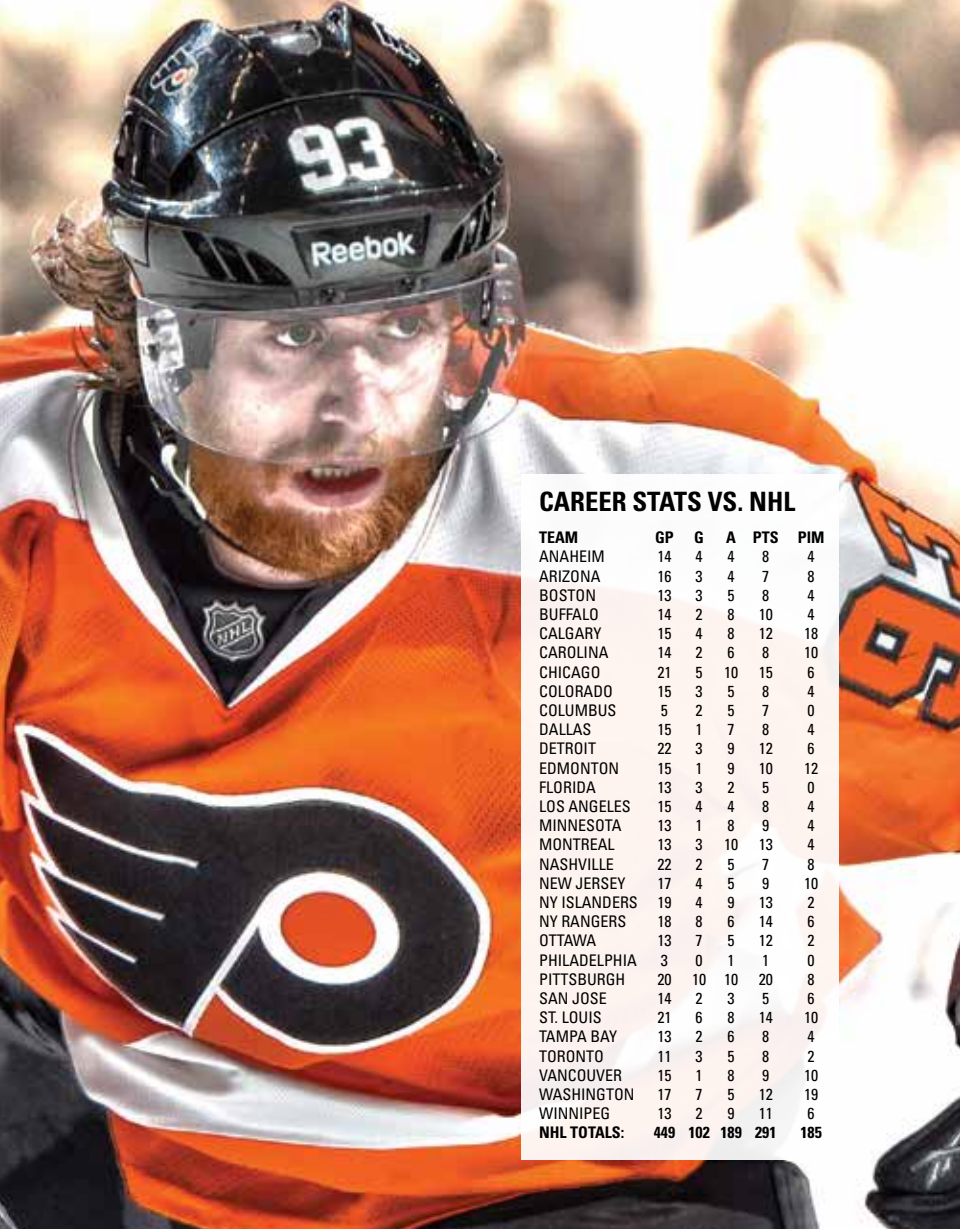
	FLYERS	CAREER
MOST GOALS (GAME)	3 (vs. PIT, 2/20/13)	3 (vs. PIT, 2/20/13)
MOST ASSISTS (GAME)	4 (vs. NYI, 2/18/13)	4 (vs. NYI, 2/18/13)
MOST POINTS (GAME)	4 (vs. NYI, 2/18/13)	4 (vs. NYI, 2/18/13)
MOST GOALS (SEASON)	23 (2013-14)	23 (2013-14)
MOST ASSISTS (SEASON)	39 (2013-14)	39 (2013-14)
MOST POINTS (SEASON)	62 (2013-14)	62 (2013-14)
LONGEST GOAL-SCORING STREAK	3 GAMES (FOUR TIMES)	3 GAMES (SIX TIMES)
LONGEST ASSIST-SCORING STREAK	5 GAMES (11/5/11-11/17/11)	5 GAMES (11/5/11-11/17/11)
LONGEST POINT-SCORING STREAK	9 GAMES (12/9/13-12/28/13)	9 GAMES (12/9/13-12/28/13)

CAREER RECORD

YEAR	TEAM	LEAGUE	REGULAR SEASON						PLAYOFFS				
			GP	G	A	PTS	PIM	GP	G	A	PTS	PIM	
2002-03	Kladno	Czech	2	1	1	2	2	2	1	1	2	0	
2003-04	Kladno	Czech	52	30	24	54	26	2	0	0	0	2	
2004-05	Kladno	Czech	46	28	46	74	50	8	6	4	10	16	
2005-06	Kladno	Czech	1	0	0	0	0	--	--	--	--	--	
2006-07	Halifax	QMJHL	59	23	63	86	26	12	7	17	24	6	
2007-08	Halifax	QMJHL	53	33	68	101	42	15	5	13	18	14	
2008-09	Columbus	NHL	80	9	29	38	44	4	0	1	1	8	
2009-10	Columbus	NHL	81	16	34	50	26	--	--	--	--	--	
2010-11	Columbus (b)	NHL	80	14	32	46	26	--	--	--	--	--	
2011-12	FLYERS	NHL	78	18	31	49	32	11	2	8	10	8	
2012-13	FLYERS	NHL	48	22	24	46	35	--	--	--	--	--	
2013-14	FLYERS	NHL	82	23	39	62	22	7	2	2	4	4	
NHL TOTALS			449	102	189	291	185	22	4	11	15	20	
FLYERS TOTALS			208	63	94	157	89	18	4	10	14	12	

(a) Drafted by Columbus in the first round (7th overall) of the 2007 NHL Entry Draft

(b) Traded to the Flyers by Columbus with Columbus' 1st (Sean Couturier) and 3rd (Nick Cousins) round choices in 2011 Entry Draft for Jeff Carter, June 23, 2011



CAREER STATS VS. NHL

TEAM	GP	G	A	PTS	PIM
ANAHEIM	14	4	4	8	4
ARIZONA	16	3	4	7	8
BOSTON	13	3	5	8	4
BUFFALO	14	2	8	10	4
CALGARY	15	4	8	12	18
CAROLINA	14	2	6	8	10
CHICAGO	21	5	10	15	6
COLORADO	15	3	5	8	4
COLUMBUS	5	2	5	7	0
DALLAS	15	1	7	8	4
DETROIT	22	3	9	12	6
EDMONTON	15	1	9	10	12
FLORIDA	13	3	2	5	0
LOS ANGELES	15	4	4	8	4
MINNESOTA	13	1	8	9	4
MONTREAL	13	3	10	13	4
NASHVILLE	22	2	5	7	8
NEW JERSEY	17	4	5	9	10
NY ISLANDERS	19	4	9	13	2
NY RANGERS	18	8	6	14	6
OTTAWA	13	7	5	12	2
PHILADELPHIA	3	0	1	1	0
PITTSBURGH	20	10	10	20	8
SAN JOSE	14	2	3	5	6
ST. LOUIS	21	6	8	14	10
TAMPA BAY	13	2	6	8	4
TORONTO	11	3	5	8	2
VANCOUVER	15	1	8	9	10
WASHINGTON	17	7	5	12	19
WINNIPEG	13	2	9	11	6
NHL TOTALS:	449	102	189	291	185

MISCELLANEOUS STATS

YEAR	TEAM	LEAGUE	REGULAR SEASON										PLAYOFFS		
			PP	SH	GW	S	S%	+/-	TF	F%	MIN	PP	SH	GW	
2008-09	Columbus	NHL	0	0	1	101	8.9	11	3	0	12:39	0	0	0	
2009-10	Columbus	NHL	4	0	1	154	10.4	-7	6	33.3	15:37	--	--	--	
2010-11	Columbus	NHL	2	0	2	183	7.7	-3	65	36.9	16:58	--	--	--	
2011-12	FLYERS	NHL	0	0	2	190	9.5	11	23	30.4	16:17	1	0	0	
2012-13	FLYERS	NHL	8	0	3	129	17.1	-7	5	40.0	17:14	--	--	--	
2013-14	FLYERS	NHL	8	0	0	235	9.8	11	6	66.7	16:57	1	0	1	
NHL TOTALS			22	0	9	992	10.3	16	108	34.55	15:55	2	0	1	



PIERRE-EDOUARD BELLEMARE

LEFT WING

BIRTHDATE: March 6, 1985 | **BIRTHPLACE:** Paris, France

HEIGHT: 6'0" | **WEIGHT:** 196 | **SHOOTS:** Left

ACQUIRED: Free Agent – signed June 11, 2014

2013-14

At the IIHF World Championships, led France in assists (5) and finished 3rd on the team in points with 8... Also scored the shootout winner when France upset Canada in the preliminary round... Led France to the Quarterfinal Round... Recorded 35 points (20G, 15A in) in 52 games with Skelleftea, then went on to record 14 points (9G, 5A) in 14 playoff games en route to a second consecutive SHL championship.

CAREER

Spent a total of five seasons with Skelleftea, also winning a Swedish championship in 2012-13... recorded 64 goals and 61 assists for 125 points in 238 career games for Skelleftea... has competed internationally for France every year since 2001... scored five goals in five games at the 2005 World Junior Championships... prior to Skelleftea, played in Sweden's Allsvenskan league for Leksands IF, the same club that produced Michael Raffl... also played professionally in France before moving over to Sweden, posting 69 points (26G, 43A) in 87 career games with Rouen.

CAREER RECORD

YEAR	TEAM	LEAGUE	REGULAR SEASON					PLAYOFFS				
			GP	G	A	PTS	PIM	GP	G	A	PTS	PIM
2002-03	Rouen	France	11	0	1	1	6					
2003-04	Rouen	France	22	10	10	20	16	4	1	1	2	4
2004-05	Rouen	France	28	4	15	19	20	12	7	5	12	6
2005-06	Rouen	France	26	12	17	29	24	9	2	7	9	6
2006-07	Leksand	Swe-1	44	8	11	19	24	10	1	0	1	4
2007-08	Leksand	Swe-1	40	14	15	29	12	10	2	3	5	4
2008-09	Leksand	Swe-1	41	31	18	49	113	10	5	5	10	6
2009-10	Skellefteå	SHL	49	9	5	14	16	12	2	7	9	8
2010-11	Skellefteå	SHL	53	10	8	18	20	16	1	4	5	0
2011-12	Skellefteå	SHL	55	19	17	36	40	15	4	8	12	12
2012-13	Skellefteå	SHL	29	6	16	22	47	9	0	1	1	2
2013-14	Skellefteå	SHL	52	20	15	35	32	14	9	5	14	6
CAREER TOTALS			450	143	148	291	370	121	34	46	80	58



ANDREW GORDON

RIGHT WING

BIRTHDATE: December 13, 1985 | **BIRTHPLACE:** Halifax, Nova Scotia

HEIGHT: 6'0" | **WEIGHT:** 194 | **SHOOTS:** Right

ACQUIRED: Free Agent - Signed July 2, 2014

2013-14

Spent the season with Winnipeg's AHL affiliate in St. John's Newfoundland, serving as assistant captain... recorded 23 goals and 34 assists for 57 points to finish second in regular season scoring on the IceCaps... led the IceCaps in scoring during the Calder Cup Playoffs, posting eight goals and 11 assists for 19 points in 21 games to help the club to the Calder Cup Finals... regular season included scoring streaks of six games and five games, as well as a four-point game (2G, 2A) at Portland on Feb. 18.

CAREER

2012-13: Spent the bulk of the season with Chicago (AHL), collecting 32 points (19G, 13A) in 54 games... His 19 goals were good for third on the club... Served as assistant captain with the Wolves... Led Chicago with two shorthanded goals and finished tied for second with six power play markers... Skated in six NHL games with Vancouver (NHL) but was held scoreless. **2011-12:** Signed as a free agent with Anaheim and appeared in 37 games for the Ducks that year, which represents the largest portion of his 55 career NHL games... recorded five points for Anaheim... sent to AHL Syracuse in January and appeared in 18 games before being traded to Vancouver on Feb. 27... was assigned to Chicago, where he appeared in 10 games. **2010-11:** Named an AHL all-star with Hershey... recorded 57 points (28G, 29A) in 50 games... finished third on the Bears in goals... scored points in eight consecutive games to start the season and 10 of the season's first 11 games, recording a total of 15 points (7G, 8A) in 10 games during October... also recorded 15 points (8G, 7A) in 12 points during November... recorded a four-point game (2G, 2A) on Nov. 14 at Binghamton... finished the season on a four-game goal-scoring streak... appeared in nine NHL games for Washington, scoring his first NHL goal for the Capitals against Martin Brodeur of the New Jersey Devils on Dec. 21. **2009-10:** Recorded a career-high 71 points (37G, 34A) in 79 games during the regular season and added 20 points (13G, 7A) in 17 playoff games as Hershey won its second consecutive Calder Cup... was second in goals and third in scoring... named an AHL All-Star... opened the season with a hat trick vs. Norfolk the night Hershey raised its 2009 Calder Cup banner... was the first of six multi-goal games that season, including back-to-back two-goal games March 20 & 21... was part of a five-goal, three-game weekend... also appeared in two games for Washington... posted a hat trick in Game 3 of the first round vs. Bridgeport... recorded five goals in the first three games of a four-game sweep of Albany in the second round... posted two goals in Game 3 of the Calder Cup Finals to help Hershey take a 2-1 lead over Texas. **2008-09:** Appeared in all 80 games for Hershey, recording 21 goals and 24 assists for 45 points... made his NHL debut with Washington at NYR on Dec. 23... played against the Phantoms in both the final regular season hockey game (4/10) and final playoff hockey game (4/18) ever to be played in the Spectrum... scored the opening goal in Hershey's 4-1 Calder Cup-clinching Game 5 win over Manitoba. **2007-08:** Appeared in 58 games for Hershey during his rookie professional season, posting 51 points (16G, 35A)... also appeared in 11 games for ECHL South Carolina, posting 14 points... recorded his first professional hat trick Jan. 12 vs. Lake Erie... also posted a hat trick vs. Portland on Feb. 6, the first of a three-game, seven-point stretch that earned him AHL Player of the Week honors... recorded 18 points (5G, 13A) over the final 15 games of the season. **College:** Played for three years with the St. Cloud State Huskies in the Western Collegiate Hockey Association... In 2005-06, was the Huskies' leading scorer with 20 goals and 20 assists and was +19 with 22 PIM while playing in all 42 games... Earned first-team All-WCHA honors and was named to the All-WCHA Academic Team in 2006-07. **Other Highlights:** Was a member of the Dartmouth Subways Midget 'AAA' team that won the silver medal at the 2002 Air Canada Cup, Canada's national midget championship... Drafted by the Washington Capitals in 7th round (197th overall) in 2004 from Notre Dame of the SJHL.

ANDREW GORDON

CAREER RECORD

YEAR	TEAM	LEAGUE	REGULAR SEASON						PLAYOFFS				
			GP	G	A	PTS	PIM	GP	G	A	PTS	PIM	
2002-03	Notre Dame	SJHL	58	20	27	47	12						
2003-04	Notre Dame	SJHL	55	20	44	64	12						
2004-05	St. Cloud	WCHA	38	9	8	17	6						
2005-06	St. Cloud	WCHA	42	20	20	40	22						
2006-07	St. Cloud	WCHA	40	22	23	45	16						
2007-08	Hershey	AHL	58	16	35	51	39	5	3	2	5	2	
	South Carolina	ECHL	11	8	6	14	6	9	5	3	8	8	
2008-09	Hershey	AHL	80	21	24	45	47	22	6	4	10	6	
	Washington	NHL	1	0	0	0	0	--	--	--	--	--	
	Hershey	AHL	79	37	34	71	57	17	13	7	20	2	
	Washington	NHL	2	0	0	0	0	--	--	--	--	--	
2010-11	Hershey	AHL	50	28	29	57	24	2	0	1	1	6	
	Washington	NHL	9	1	1	2	0	--	--	--	--	--	
2011-12	Anaheim	NHL	37	2	3	5	6	--	--	--	--	--	
	Syracuse	AHL	19	3	5	8	10	--	--	--	--	--	
	Chicago	AHL	10	2	1	3	10	--	--	--	--	--	
2012-13	Chicago	AHL	54	19	13	32	49	--	--	--	--	--	
	Vancouver	NHL	6	0	0	0	0	--	--	--	--	--	
2013-14	St. John's	AHL	76	23	33	56	43	21	8	11	19	22	
	AHL TOTALS		432	149	174	323	279	67	30	25	55	38	
	NHL TOTALS		55	3	4	7	6	--	--	--	--	--	

*Drafted by Washington in the 7th round (197th overall) of the 2004 NHL Entry Draft



BLAIR JONES

CENTER

BIRTHDATE: September 27, 1986 | **BIRTHPLACE:** Central Butte, Saskatchewan
HEIGHT: 6'2" | **WEIGHT:** 215 | **SHOOTS:** Right | **SEASON:** 8th NHL, 1st Flyers
ACQUIRED: Free Agent - signed March 17, 2010

2013-14

Split season between Calgary and its AHL affiliate, the Abbotsford Heat... Appeared in 14 games for Calgary notching 2 goals... Recorded 38 points (17G, 21A) in 38 games for Abbotsford... scored 2G Jan. 31 vs. Hamilton... Scored a goal in his first Calgary appearance of the season, Nov. 22 vs. FLA... scored again in his fourth game, Nov. 30 at LAK... recorded a hat trick and added two assists for a five-point game Nov. 13 at Texas.

CAREER

2012-13: Began season with Calgary at end of lockout... appeared in 15 games in the first month of the season, recording one assist, before being assigned to Abbotsford in late February... finished the season with the Heat, recording seven points (3G, 4A) in 21 games. **2011-12:** Appeared in 43 NHL games with Tampa Bay and Calgary, a single-season career high... missed six weeks with a broken ankle sustained blocking a Ryan Whitney shot Feb. 9 at PHX... Traded to Calgary by Tampa Bay for Brendan Mikkelson on January 6... recorded three-game scoring streak (2G, 1A) Dec. 12-17... **2010-11:** Appeared in 56 games for Norfolk, recording career highs in goals (24), assists (31) and points (55)... also appeared in 18 games for Tampa Bay, recording a goal and two assists... Recalled Oct. 26 and scored two points (1G, 1A) in first two games, Oct. 30 at PHX and Nov. 3 at ANA... Recorded 10 points (4G, 6A) in seven games in October... scored two goals in the season opener Oct. 9 at Binghamton. **2009-10:** Won the Reebok Hardest Shot Competition at the Ducks Unlimited AHL All-Star Skills Competition during the 2010 Time Warner Cable AHL All-Star Classic with a 100.7-mph shot... Notched two assists for #3 star honors on 01/15/10 vs. Adirondack... Named to the 2010 AHL All-Star Classic Presented by Reebok on 01/14/10 to replace Norfolk teammate Brandon Bochenski, who was on recall to the Tampa Bay Lightning... Recalled by Tampa Bay (NHL) on 12/15/09 and returned to Norfolk on 01/12/10, appeared in 12 games with the Lightning and recorded ten penalty minutes... Recalled by Tampa Bay (NHL) on 12/10/09 and returned to Norfolk on 12/12/09, did not appear in a game with the Lightning... Recalled by Tampa Bay (NHL) on 12/04/09 and returned to Norfolk on 12/06/09, appeared in two games with the Lightning... Had a pair of assists for points in his fourth consecutive game and #3 star on 11/28/09 vs. Albany... Recorded a point in his third straight game with a goal on 11/27/09 vs. Albany for #2 star of the game... Registered a goal and two assists for #2 star on 11/11/09 vs. Binghamton... Notched a goal and two assists for first star honors on 11/07/09 at Syracuse... Recorded his 98th point as an Admiral with an assist on 10/09/09 vs. Manchester, tying him with Shawn Thornton and Pavel Vorobiev for tenth on the all-time AHL Admirals point list. **2008-09:** Set career highs in for games played, goals, assists, points and penalty minutes with Norfolk... Established a Norfolk (AHL) franchise record for shots on goal in a season with 271, ranking third in the American Hockey League... Finished second in scoring, fourth in goals and second in assists with Norfolk... Was the only Admiral to appear in all 80 games... Recorded the game-winning goal – his 20th of the season – for #3 star honors on 04/11/09 at Wilkes-Barre/Scranton – his 200th career AHL game... Netted two goals in his second straight game for #1 star honors on 03/06/09 vs. Lowell, surpassing his career highs for goals and points... Recorded his 100th career AHL point with an assist on 02/21/09 vs. Binghamton... Had a four-game point streak (3G, 4A) from 11/21 – 11/28/08. **2007-08:** Led Norfolk (AHL) in shots... Tied for second in assists and finished third in overall scoring with Norfolk... Finished the season with assists in five straight games (5A), tying a team season high... Recalled by Tampa Bay (NHL) on 12/14/07 and returned to Norfolk (AHL) on 12/23/07, was scoreless with no penalty minutes and an even rating in four games with the Lightning... Had a three-game scoring streak (2G, 5A) from 11/21/07 vs. Philadelphia to 11/24/07 vs. Springfield... Had a five-game scoring streak (3G, 4A) from 10/14/07 @ Springfield to 10/27/07 vs. Bridgeport... Picked up first Admirals goal and points with a goal and two assists on 10/14/07 at Springfield... Made his Admirals debut on 10/05/07 at Philadelphia. **2006-07:** Scored his first NHL goal 02/06/07 versus Los Angeles (Sean Burke)... Recorded his first NHL point with an assist 11/22/06 at Florida... Made his NHL debut 11/20/06 at Buffalo... Scored first pro/AHL goals in four-point game (2+2) 10/27/06 with Springfield vs. Lowell (Frank Doyle)... Had his first pro/AHL multi-point game (0+2) at Norfolk on 10/13/06... Made his pro/AHL debut and registered assist on 10/07/06 with Springfield at Hartford. **Junior Career:** Was third on Moose Jaw in points in 2005-06 with 85 and goals with 35 in 72 games in 2005-06... Led Moose Jaw with 14 power-play and was second in assists with 50 in 2005-06... Ranked sixth in the WHL in points and tied for fifth in assists in 2006-07... Led Moose Jaw and was second in the WHL with 21 points in 22 playoff contests in 2006... Also ranked third in goals (9) and fourth in assists (12) in the 2006 WHL playoffs.


BLAIR JONES

CAREER RECORD

YEAR	TEAM	LEAGUE	REGULAR SEASON					PLAYOFFS				
			GP	G	A	PTS	PIM	GP	G	A	PTS	PIM
2002-03	Red Deer	WHL	37	3	4	7	17	10	1	0	1	0
2003-04	Red Deer	WHL	72	9	22	31	55	19	1	5	6	24
2004-05	Red Deer	WHL	39	7	18	25	48	--	--	--	--	--
	Moose Jaw	WHL	29	7	18	25	30	5	2	5	7	8
2005-06	Moose Jaw	WHL	72	35	50	85	85	22	9	12	21	45
2006-07	Springfield	AHL	45	5	16	21	36	--	--	--	--	--
	Tampa Bay	NHL	20	1	2	3	2	--	--	--	--	--
2007-08	Norfolk	AHL	75	14	28	42	50	--	--	--	--	--
	Tampa Bay	NHL	4	0	0	0	0	--	--	--	--	--
2008-09	Norfolk	AHL	80	20	34	54	61	--	--	--	--	--
2009-10	Norfolk	AHL	63	9	21	30	27	--	--	--	--	--
	Tampa Bay	NHL	14	0	0	0	10	--	--	--	--	--
2010-11	Norfolk	AHL	56	24	31	55	75	4	1	0	1	8
	Tampa Bay	NHL	18	1	2	3	2	7	0	0	0	2
2011-12	Tampa Bay	NHL	22	2	2	4	10	--	--	--	--	--
	Norfolk	AHL	5	2	2	4	16	--	--	--	--	--
	Calgary	NHL	21	1	3	4	8	--	--	--	--	--
2012-13	Calgary	NHL	15	0	1	1	10	--	--	--	--	--
	Abbotsford	AHL	21	3	4	7	23	--	--	--	--	--
2013-14	Abbotsford	AHL	38	17	21	38	47	4	0	1	1	6
	Calgary	NHL	14	2	0	2	21	--	--	--	--	--
	AHL TOTALS		383	94	157	251	335	8	1	1	2	14
	NHL TOTALS		128	7	10	17	63	7	0	0	0	2

a) Drafted by Tampa Bay in the 4th round (102nd overall) in the 2005 NHL Draft.

b) Traded by Tampa Bay to Calgary for Brandon Mikkelsen, January 6, 2013



OLIVER LAURIDSEN

DEFENSE

BIRTHDATE: Mar 24, 1989 | **BIRTHPLACE:** Gentofte, Denmark

HEIGHT: 6'6" | **WEIGHT:** 220 | **SHOOTS:** Left | **SEASON:** 3rd NHL, 3rd FLYERS

ACQUIRED: Draft- 7th (196th overall) in 2009

2013-14

Appeared in 63 games for Adirondack, recording a goal and 10 assists... recorded two assists Dec. 14 vs Manchester.

CAREER

2012-13: Scored GWG vs NYI on April 25... Scored his 1st NHL goal on April 23 vs. BOS... Scored game-winning goal vs NYI on April 25... recalled from Adirondack on March 29 and made his NHL debut on March 30 vs. BOS... appeared in 59 games for the Phantoms, posting a goal and five assists. **2011-12:** Recorded 3 goals and 4 assists in 65 games for Adirondack... Scored 1st professional goal at Bridgeport on Nov 20. **2009-10:** Played in 43 games with the St. Cloud State Huskies... Scored a career-high 6 goals and added 6 assists.

CAREER RECORD

YEAR	TEAM	LEAGUE	REGULAR SEASON					PLAYOFFS				
			GP	G	A	PTS	PIM	GP	G	A	PTS	PIM
2005-06	Rogle	SWE JR.	28	1	1	2	32	--	--	--	--	--
2006-07	Linköping	SWE JR.	34	0	2	2	95	5	0	0	0	8
2007-08	Linköping	SWE JR.	35	5	6	11	159	--	--	--	--	--
2008-09	St. Cloud	WCHA	28	0	1	1	38	--	--	--	--	--
2009-10	St. Cloud	WCHA	43	6	6	12	54	--	--	--	--	--
2010-11	St. Cloud	WCHA	37	1	8	9	51	--	--	--	--	--
	PHANTOMS	AHL	2	0	0	0	30	--	--	--	--	--
2011-12	PHANTOMS	AHL	65	3	4	7	85	--	--	--	--	--
2012-13	PHANTOMS	AHL	59	2	1	3	77					
	FLYERS	NHL	15	2	1	3	34					
2013-14	PHANTOMS	AHL	63	1	10	11	167	--	--	--	--	--
	COLLEGE TOTALS		108	7	15	22	143	0	0	0	0	0
	AHL TOTALS		189	6	15	21	359	0	0	0	0	0



BRANDON MANNING

DEFENSEMAN | MAHN-ing, BRAN-duhn

BIRTHDATE: June 4, 1990 | **BIRTHPLACE:** Prince George, British Columbia

HEIGHT: 6'1" | **WEIGHT:** 195 | **SHOOTS:** Left

ACQUIRED: Free Agent – signed Nov 23, 2010

2013-14

Served as an alternate captain with Adirondack... played a career-high 73 games and recorded career highs in goals (8), assists (23) and points (31)... recorded three-point game (2G, 1A) Dec. 20 at Norfolk... scored OT game-winning goal in first game of season on Oct. 5 at Hershey.

CAREER


2012-2013: Appeared in 6 games with the Flyers... Recorded 1st NHL point on Apr. 16 with an assist vs. NYR... Played in 65 games with Adirondack and recorded 21 points (6G, 15A)... scored overtime game-winner on Oct. 28 at Syracuse.

2011-12: Scored 6 goals with 13 assists in 46 games for the Phantoms... Returned to Adirondack on March 13 after appearing in four games... recalled by the Flyers on March 8 and made his NHL debut that night vs TBL... scored first professional goal Jan. 13 vs. Hamilton... made his AHL debut on Dec. 3 at Norfolk after missing first two months due to injury.

2010-11: Was team captain for Chilliwack (WHL)... Led all WHL defensemen in scoring with 21 goals and 32 assists... Skated in all 5 playoff games... Signed a 3-year entry-level contract with PHL in Nov... **2009-10:** Was team captain for Chilliwack... Was Chilliwack's 3rd leading scorer with 13 goals and 41 assists... Was 3rd on the team with 138 PMs and a +20 plus/minus... Had 6 assists in 6 playoff games... **2008-09:** Made debut with Chilliwack and played 72 games... Scored 11 goals with 18 assists.

CAREER RECORD

YEAR	TEAM	LEAGUE	REGULAR SEASON						PLAYOFFS				
			GP	G	A	PTS	PIM	GP	G	A	PTS	PIM	
2007-08	Chilliwack	WHL	6	0	0	0	8	4	0	0	0	4	
2008-09	Chilliwack	WHL	72	11	18	29	140	--	--	--	--	--	
2009-10	Chilliwack	WHL	69	13	41	54	138	6	0	6	6	10	
2010-11	Chilliwack	WHL	53	21	32	53	129	5	1	0	1	8	
2011-12	PHANTOMS	AHL	46	6	13	19	81	--	--	--	--	--	
	FLYERS	NHL	4	0	0	0	0	--	--	--	--	--	
2012-13	PHANTOMS	AHL	65	6	15	21	135	--	--	--	--	--	
	FLYERS	NHL	6	0	2	2	0	--	--	--	--	--	
2013-14	PHANTOMS	AHL	73	8	23	31	231	--	--	--	--	--	
	JUNIOR TOTALS		200	45	91	136	415	15	1	6	7	22	
	AHL TOTALS		184	20	51	71	447	0	0	0	0	0	
	NHL TOTALS		10	0	2	2	0	0	0	0	0	0	



ZACK STORTINI

RIGHT WING

BIRTHDATE: September 11, 1985 | **BIRTHPLACE:** Elliot Lake, Ontario

HEIGHT: 6'4" | **WEIGHT:** 230 | **SHOOTS:** Right

ACQUIRED: Free Agent – signed July 2, 2014

2013-14

Appeared in 73 games for Norfolk, primary affiliate of the Anaheim Ducks... led the AHL in PIM (299) while adding four goals and five assists... served as an alternate captain for the Admirals.

CAREER

2012-13: Appeared in 73 games for Hamilton (AHL) ranked fourth among AHL players with 241 PIM... the 73 GP led Hamilton on the season. **2011-12:** Appeared in one game for Nashville, going scoreless with seven PIM on Oct. 8 @ STL...played the remainder of the season with Nashville's AHL affiliate in Milwaukee... had an assist with two PIM in three Calder Cup Playoff games...also played 74 regular-season AHL games, recording 15 points (9G, 6A) and 146 PIM. **2010-11:** Played his fifth NHL season with Edmonton, recording four assists and 76 PIM in 32 games... was assigned to Oklahoma City (AHL) on Feb. 2...helped Oklahoma City to the Calder Cup Playoffs, scoring one goal with two PIM in five games... also appeared in 29 regular-season AHL contests, recording three points (1G, 2A) and 53 PIM. **2009-10:** Appeared in a career high 77 games, recording a career-high 13 points (4G, 9A), +3 and 155 PIM... finished 12th in the NHL in PIM and 15th in majors (17)...scored two goals and had a fight (all in the first period) and was named the first star on Oct. 12 @ NSH...posted an assist on Nov. 15 @ ATL...had 17 PIM on Nov. 18 vs. COL...had a "Gordie Howe hat trick" with a goal (GWG), assist, 2 fights and +2, while being named 1st star, on Dec. 9 @ TBL...scored a goal and was +2 on Dec. 9 @ TB...had an assist and was a +2 on Feb. 1 vs. CAR. **2008-09:** Appeared in 52 games collecting 11 points (6G, 5A), 181 PIM and a -5 rating...4th in NHL with 181 PIM...led all NHL players in number of fights with 25...played in his 100th career Oilers/NHL game at VAN (Oct. 25)...had two-game scoring streak (1-1-2; Dec. 19-22) ended at VAN (Dec. 26)...registered 4 hits and had season-high 15 PIM vs DAL (Jan. 3)...the 15 PIM gave him 102 PIM on the season, marking the 3rd season he'd had 100-plus PIM; was also his 400th career Oilers/NHL PIM...had game-high 5 hits vs CHI (Feb. 3)...registered 1st multiple point game with career-high 1-1-2 at DET (Feb. 7)...had a two-game scoring streak (1-1-2; Feb. 28-Mar. 3) ended at OTT (Mar. 5). **2007-08:** Posted 12 points (3G, 9A) with 201 PIM & was +3 in 66 GP with Oilers...scored points in 12 of 66 GP & was plus or even in 54 of 66 GP...led Oilers & was 5th in NHL with career-high 201 PIM... was the first time since Bryan Marchment had 202 PIM in 1995-96 that an Oiler had 200-or-more PIM in a season...established career-highs in goals, assists, points & PIM...began season with Springfield (AHL) & recorded seven points (4G, 3A) with 21 PIM in 4 GP before being recalled to Edmonton on Oct. 12...made season debut at VAN (Oct. 13) & registered season-high 19 PIM...scored goals at NSH (Jan. 3), vs DAL (Feb. 1) & vs STL (Mar. 11)... recorded 1st career Oilers/NHL assist at COL (Nov. 28)... assisted on GWG at ANA (Dec. 2) & vs MIN (Feb. 12)...had a career-high three-game assist & point scoring streak with 0-3-3 from Feb. 12-16...had season-high six hits at VAN (Feb. 16)...registered 200th career Oilers/NHL PIM vs PHX (Jan. 10) & 300th career Oilers/NHL PIM at CGY (Mar. 29). **2006-07:** Split his 2nd full professional season between Edmonton and Hamilton (AHL)...scored one goal, collected 105 PIM and was -7 in 29 games with the Oilers...2nd on Oilers in PIM (105)... made Oilers/NHL debut vs CGY (Jan. 20) & registered 1st Oilers/NHL PIM...scored 1st career Oilers/NHL goal & point vs VAN (Feb. 6 vs Roberto Luongo)...reached the century mark in PIM at MIN (Apr. 3)... registered career-high 21 PIM at ANA (Mar. 9)...scored 9-6-15 with team-leading 195 PIM in 47 games with Hamilton during the regular season...was re-assigned to Hamilton following the conclusion of the Oilers season and helped the Bulldogs win the AHL Calder Cup championship...scored three goals and led the AHL with 56 PIM in 22 games during Hamilton's playoff run. **2005-06:** First full season in the professional ranks saw him post 10 points (2G, 8A) with 261 PIM in 64 games...split the season between Iowa and Milwaukee of the AHL...had three points with 108 PIM in 27 games with Iowa before ending the season with Milwaukee...had seven assists with 153 PIM in 37 games for the Admirals. **2003-04:** Made pro debut with Toronto Roadrunners (AHL) at conclusion of 2003-04 junior season...was scoreless with 7 PIM in two regular season games...also played three playoff games with Edmonton's AHL affiliate and was scoreless with 4 PIM. **Junior Career:** Recorded 120 points (55G, 65A) with 746 PIM in 247 career games with Sudbury (OHL) over four seasons (2001-02 to 2004-05)...in his fourth season with the Wolves, he finished fourth on the team in scoring and led the team in PIM. appeared in his fourth NHL season with Edmonton in 2009-10, scoring 4-9=13 points with a +3 rating and 155 PIM in 77 games...set career highs in points and games played, and matched personal bests in assists and plus/minus...led Edmonton and tied for 12th among NHL leaders in PIM...also ranked second on the Oilers with a career-best 144 hits...notched his first career GWG and "Gordie Howe Hat Trick," Dec. 9 @ TB...logged a personal-best 16:28 TOI, Oct. 24 @ CGY...tallied his first career PPG as part of his first NHL multi-goal game (2-0-2), Oct. 12 @ NSH...appeared in his third NHL season with Edmonton in 2008-09, recording 6-5=11 points with 181 PIM in 52 games...set a career high in goals...ranked fourth in the NHL in PIM and led in fighting majors (25)...posted his first career multi-point game (1-1-2), Feb. 7 @ DET...appeared in his second NHL season with Edmonton in 2007-08, collecting 3-9=12 points with a +3 rating and a career-high 201 PIM in 66 games...also set a career high in assists...led Edmonton and ranked fifth in the NHL in PIM...also tied for second on the Oilers in hits (99)...recorded a career-high three-game point/assist streak (0-3-3), Feb. 12-16...picked up his first career NHL assist, Nov. 28 @ COL...began the season with Springfield (AHL), scoring 3-2=5 points with 21 PIM in four games...appeared in his first NHL season in 2006-07 with Edmonton, notching one goal and


ZACK STORTINI

105 PIM in 29 games...finished second on the club in PIM and fifth among league leaders in PIM per game (3.62)...was charged with a career-high 21 PIM, Mar. 9 @ ANA...scored his first career NHL goal (Luongo), Feb. 6 vs. VAN...made his NHL debut on Jan. 20 vs. CGY, logging 6:15 TOI...also won the 2007 Calder Cup championship with Hamilton (AHL), collecting 3-0=3 points and a league-leading 56 PIM in 22 games...appeared in 47 regular-season AHL contests, earning 9-6=15 points with a team-leading 195 PIM...split his first full professional season with Iowa (AHL) and Milwaukee (AHL) in 2005-06...helped Milwaukee advance to the Calder Cup Final, recording 2-0=2 points with 19 PIM in 17 games...added 2-8=10 points with a +6 rating and 261 PIM in 64 regular-season contests with Iowa and Milwaukee...made his professional and Calder Cup debut with Toronto (AHL) in 2003-04, going scoreless with four PIM in three playoff games...appeared in two regular-season contests, earning a +2 rating and seven PIM.

CAREER RECORD

YEAR	TEAM	LEAGUE	REGULAR SEASON					PLAYOFFS				
			GP	G	A	PTS	PIM	GP	G	A	PTS	PIM
2001-02	Sudbury	OHL	65	8	6	14	187	5	1	0	1	24
2002-03	Sudbury	OHL	62	13	16	29	222	--	--	--	--	--
2003-04	Sudbury	OHL	62	21	16	37	151	7	1	1	2	14
	Toronto	AHL	2	0	0	0	7	3	0	0	0	4
2004-05	Sudbury	OHL	58	13	27	40	186	12	2	5	7	27
2005-06	Iowa	AHL	27	2	1	3	108	--	--	--	--	--
	Milwaukee	AHL	37	0	7	7	153	17	2	0	2	19
2006-07	Hamilton	AHL	47	9	6	15	195	22	3	0	3	56
	Edmonton	NHL	29	1	0	1	105	--	--	--	--	--
2007-08	Springfield	AHL	4	3	2	5	21	--	--	--	--	--
	Edmonton	NHL	66	3	9	12	201	--	--	--	--	--
2008-09	Edmonton	NHL	52	6	5	11	181	--	--	--	--	--
2009-10	Edmonton	NHL	77	4	9	13	155	--	--	--	--	--
2010-11	Edmonton	NHL	32	0	4	4	76	--	--	--	--	--
	Oklahoma City	AHL	29	1	2	3	53	5	1	0	1	6
2011-12	Nashville	NHL	1	0	0	0	7	--	--	--	--	--
	Milwaukee	AHL	74	9	6	15	146	3	0	1	1	2
2012-13	Hamilton	AHL	73	2	4	6	241	--	--	--	--	--
2013-14	Norfolk	AHL	73	4	5	9	299	9	0	2	2	4
JUNIOR TOTALS			247	55	65	120	746	24	4	6	10	65
AHL TOTALS			366	30	33	63	1223	59	6	3	9	91
NHL TOTALS			257	14	27	41	725	--	--	--	--	--

a) Drafted by Edmonton in the 3rd round (94th overall) of the 2003 NHL Entry Draft.



RYAN WHITE

CENTER

BIRTHDATE: March 17, 1988 | **BIRTHPLACE:** Brandon, Manitoba
HEIGHT: 6'0" | **WEIGHT:** 200 | **SHOOTS:** Right
ACQUIRED: Free Agent – signed August 7, 2014

2013-14

Appeared in 52 games for Montreal... ranked third among MTL forwards in average SH TOI per game (1:46)... scored three points over a two-game span, including a goal in each game, Feb. 6 vs. VAN and Feb. 8 at CAR... in game immediately prior, Feb. 4 vs. CGY, played 13:55 and recorded six SOG, both of which were career highs.

CAREER

2012-13: Scored his 1st goal of the season on Jan. 27 vs. NJD... Led the team in Jan. with 42 penalty minutes... Missed 5 games due to a lower-body injury suffered on March 21 at NYI... Recorded 5 hits on April 6 vs. BOS... Registered 2 shots and 2 hits on April 27 at TOR... **2011-12:** Assigned to Hamilton for conditioning purposes on Feb. 6... Had scored four goals and added an assist in four games with the Bulldogs when recalled (Feb. 12)... Played his 1st game of the season on Feb. 15 vs. BOS... Recorded his 1st point (assist) on Feb. 17 at BUF... Distributed 7 hits on Feb. 19 vs. NJD... Recorded 1 assist and played 7:53 on the penalty kill on March 16 at OTT... Produced 5 hits and was +1 on March 17 vs. NYI... Led the team in March in penalty minutes (51) and ranked 2nd with 36 hits. **2010-11:** Had 12 points (3G, 9A) in 33 games this season with the Bulldogs when recalled... Had 61 shots on goal and served 77 penalty minutes... Missed 14 games earlier in the season due to a lower body injury incurred on Nov. 19 at Rochester... Played his first NHL game of the season on Jan. 21 at OTT... Registered an assist (his 1st of the season in the NHL) and was +1 on Feb. 10 vs. NYI... Registered 7 hits on March 15 vs. WSH... Scored his 1st NHL career goal, while collecting an assist and a +3 rating, on March 20 at MIN... Led the team with 35 hits in March. **2009-10:** Recalled by MTL on Nov. 4... Registered his first NHL point (assist) in his first NHL game on Nov. 5 at BOS... Became the 5th player in franchise history to wear number 53 (Sylvain Blouin, Rory Fitzpatrick, Doug Janik and André Racicot)... Ranked 1st on the team with 31 hits in Nov... Ranked 1st on the team's forwards with 12 blocked shots in Nov... Led Hamilton in penalty minutes with 173... Set career-highs in goals (17), points (34) and penalty minutes (173) with the Bulldogs. **2008-09:** Played his 1st game in the AHL on Oct. 10 at Manitoba... Tallied his 1st point (goal) in the AHL on Oct. 11 at Manitoba... Recorded his 1st AHL assist on Oct. 29 vs. Hershey... appeared in all 80 games for the Bulldogs. **2007-08:** Played for Team WHL in the 2007 ADT Canada-Russia Challenge... Was named the CHL Player of the Week for the week ending on Feb. 3 after collecting 10 points (5G, 5A) in 4 games... Tied for 1st in scoring with Calgary in points (72), 2nd in goals (28) and in assists (44)... Was named the WHL Player of the Week for the week ending Apr. 13 after recording 12 points (4G, 8A) and a +6 rating in 4 playoff games... Led the Hitmen in points with 17 (6G, 11A) during their 16 playoff games... Over 4 seasons with Calgary accumulated 237 points (91G, 146A) in 275 games. **2006-07:** Led the Hitmen in assists (55 – 5th in the WHL), points (89 – 4th in the WHL) and penalty minutes (97), was 2nd in goals (34) and tied for 2nd in +/- rating (+23)... Was named to the WHL (East) First All-Star Team. **2005-06:** Scored a goal in the 2006 CHL Top Prospects game in Ottawa... Tied for 1st on the Hitmen in assists (33) and points (53), 3rd in goals (20) and 4th in penalty minutes (121)... **2004-05:** Played for Team Western in the World Under-17 Hockey Challenge... At age 16, registered 23 points (9-14) in 63 games with the Calgary Hitmen.

CAREER RECORD

YEAR	TEAM	LEAGUE	REGULAR SEASON							PLAYOFFS				
			GP	G	A	PTS	PIM	GP	G	A	PTS	PIM		
2004-05	Calgary	WHL	63	9	14	23	95	12	2	1	3	26		
2005-06	Calgary	WHL	72	20	33	53	121	13	3	4	7	18		
2006-07	Calgary	WHL	72	34	55	89	97	18	6	8	14	36		
2007-08	Calgary	WHL	68	28	44	72	98	16	6	11	17	8		
2008-09	Hamilton	AHL	80	11	18	29	68	6	3	1	4	9		
2009-10	Hamilton	AHL	62	17	17	34	173	19	4	5	9	47		
	Montreal	NHL	16	0	2	2	16	--	--	--	--	--		
2010-11	Hamilton	AHL	33	3	9	12	77	13	2	6	8	37		
	Montreal	NHL	27	2	3	5	38	7	0	0	0	2		
2011-12	Montreal	NHL	20	0	3	3	61	--	--	--	--	--		
	Hamilton	AHL	4	4	1	5	26	--	--	--	--	--		
2012-13	Montreal	NHL	26	1	0	1	67	3	1	0	1	23		
2013-14	Montreal	NHL	52	2	4	6	50	--	--	--	--	--		
WHL TOTALS			275	91	146	237	411	59	17	24	41	88		
AHL TOTALS			179	35	45	80	344	38	9	12	21	93		
NHL TOTALS			141	5	12	17	232	10	1	0	1	25		

a) Drafted by Montreal in the 3rd round (66th overall) of the 2006 NHL Entry Draft.



ROBB ZEPP

GOALTENDER

BIRTHDATE: Sept. 7, 1981 | **BIRTHPLACE:** Newmarket, Ontario

HEIGHT: 6'1" | **WEIGHT:** 194 | **SHOOTS:** Left

ACQUIRED: Free Agent – signed July 1, 2014

2013-14

Completed his seventh season with the Berlin Polar Bears of the Deutsche Eishockey Liga (DEL), the highest level of pro hockey in Germany... recorded a 24-14-0 record with a 2.39 GAA, .931 save percentage and one shutout in 38 appearances... represented Germany at the World Championships for the third time.

CAREER

Helped Berlin win five DEL championships in his seven seasons with the club – 2008, 2009, 2011, 2012, 2013... also helped Berlin to the 2010 European Trophy... represented Germany in the 2010 and 2013 World Championships in addition to 2014... played briefly with Claude Giroux and Danny Briere in Berlin during the 2012-13 season... prior to going to Germany, played two seasons (2005-06, 2006-07) with SaiPa Lappeenranta in the SM-liiga, the top professional league in Finland... was originally drafted by Atlanta in the fourth round (99th overall) of the 1999 NHL Entry Draft, then re-entered the draft in 2001 and was selected in the fourth round (110th overall) by Carolina... spent the next four seasons splitting time between Carolina's minor league affiliates, the Lowell Lock Monsters (AHL) and Florida Everblades (ECHL) before departing for Europe... Helped Florida win consecutive conference titles and trips to the Kelly Cup Finals in 2003-04 and 2004-05... played three years for Plymouth (OHL) for current New Jersey head coach Peter DeBoer, helping the Whalers win the Western Conference championship and reach the OHL Finals in 2000 and 2001... in each of his three seasons, was part of a goaltending tandem that won the Dave Pinkney Trophy for the lowest team GAA in the OHL... recorded a record of 36-11-3 during the 1999-2000 season, setting a franchise record for wins in a season by a goaltender that still stands.


CAREER RECORD

Season	Team	Lge	REGULAR SEASON					PLAYOFFS		
			GP	Min	GA	SO	GAA	W	L	T
1997-98	Newmarket	OPJHL	3	153	11	0	4.31			
1998-99	Plymouth	OHL	31	1662	76	3	2.74	19	3	4
1999-00	Plymouth	OHL	53	3005	119	3	2.38	36	11	3
2000-01	Plymouth	OHL	55	3246	122	4	2.26	34	18	3
2001-02	Florida	ECHL	13	739	41	0	3.33	6	5	2
2002-03	Lowell	AHL	5	303	16	1	3.16	1	3	1
2002-03	Florida	ECHL	41	2372	112	3	2.83	20	13	7
2003-04	Florida	ECHL	35	2052	101	0	2.95	14	13	7
2003-04	Lowell	AHL	2	124	7	0	3.40	0	1	1
2004-05	Florida	ECHL	26	1414	63	2	2.67	11	10	2
2005-06	SaiPa	SM-liiga	44	2502	85	4	2.04	18	9	16
2006-07	SaiPa	SM-liiga	24	1278	70	0	3.29	8	11	4
2007-08	Berlin	DEL	41	2447	107	3	2.62	24	9	0
2008-09	Berlin	DEL	43	2568	108	2	2.52	24	13	0
2009-10	Berlin	DEL	50	2975	130	5	2.62	35	9	0
2010-11	Berlin	DEL	43	2492	100	2	2.41	24	16	0
2011-12	Berlin	DEL	42	2430	95	4	2.35	26	14	0
2012-13	Berlin	DEL	46	2777	127	5	2.74	25	21	0
2013-14	Berlin	DEL	38	2256	90	1	2.39	24	14	0
OHL TOTALS			139	7913	317	10	2.40	89	32	10
ECHL TOTALS			115	6577	317	5	2.89	51	41	18
PROFESSIONAL TOTALS			493	28729	1252	32	2.61	260	161	40

a) Drafted by Atlanta in the 4th round (99th overall) of the 1999 NHL Entry Draft

b) Drafted by Carolina in the 4th round (110th overall) of the 2001 NHL Entry Draft

IN THE SYSTEM



BRANDON ALDERSON

RIGHT WING

BIRTHDATE: Jan 22, 1992 | **BIRTHPLACE:** Oakville, ONT

HEIGHT: 6'4" | **WEIGHT:** 195 | **SHOOTS:** Right

ACQUIRED: Free agent - signed March 1, 2013

CAREER RECORD

YEAR	TEAM	LEAGUE	REGULAR SEASON					PLAYOFFS				
			GP	G	A	PTS	PIM	GP	G	A	PTS	PIM
2008-09	Oakville	OJHL	1	1	1	2	0	--	--	--	--	--
2009-10	Sarnia	OHL	67	13	11	24	30	--	--	--	--	--
2010-11	Sarnia	OHL	68	11	19	30	63	--	--	--	--	--
2011-12	Sault Ste. Marie	OHL	65	17	22	39	81	--	--	--	--	--
2012-13	Sault Ste. Marie	OHL	67	28	36	64	64	6	1	3	4	4
2012-13	PHANTOMS	AHL	9	0	2	2	2	--	--	--	--	--
2013-14	PHANTOMS	AHL	71	14	7	21	42	--	--	--	--	--
OHL TOTALS			267	69	88	157	238	6	1	3	4	4
AHL TOTALS			80	14	9	23	44	0	0	0	0	0



MARK ALT

DEFENSE

BIRTHDATE: Oct 18, 1991 | **BIRTHPLACE:** St. Paul, MN

HEIGHT: 6'4" | **WEIGHT:** 210 | **SHOOTS:** Right

ACQUIRED: Trade from CAR - January 13, 2013

CAREER RECORD

YEAR	TEAM	LEAGUE	REGULAR SEASON					PLAYOFFS				
			GP	G	A	PTS	PIM	GP	G	A	PTS	PIM
2010-11	Minnesota	WCHA	35	2	8	10	22	--	--	--	--	--
2011-12	Minnesota	WCHA	43	5	17	22	43	--	--	--	--	--
2012-13	Minnesota	WCHA	39	0	7	7	20	--	--	--	--	--
	PHANTOMS	AHL	6	1	1	2	2	--	--	--	--	--
2013-14	PHANTOMS	AHL	75	4	22	26	31	--	--	--	--	--
COLLEGE TOTALS			117	7	32	39	85	--	--	--	--	--
AHL TOTALS			81	5	23	28	33	--	--	--	--	--

a) Drafted by Carolina in the 2nd round (53rd overall) in the 2010 NHL Entry Draft.

b) Traded to Philadelphia along with Brian Boucher for Luke Pither, January 13, 2013

c) Signed entry level contract with the Flyers, April 7, 2013

IN THE SYSTEM



TERRANCE AMOROSA

DEFENSE

BIRTHDATE: November 13, 1994 | **BIRTHPLACE:** Kirkland, PQ

HEIGHT: 6'1" | **WEIGHT:** 185 | **SHOOTS:** Left

ACQUIRED: Draft - 5th round (132nd overall) in 2013

CAREER RECORD

YEAR	TEAM	LEAGUE	REGULAR SEASON					PLAYOFFS				
			GP	G	A	PTS	PIM	GP	G	A	PTS	PIM
2012-13	Holderness HS	USHS	27	9	13	22						
2013-14	Sioux City	USHL	50	2	12	14	10					
JUNIOR TOTALS			50	2	12	14	10					

a) Drafted by Philadelphia in 5th round (132nd overall) in the 2013 NHL Entry Draft.



NICOLAS AUBE-KUBEL

CENTER

BIRTHDATE: May 10, 1996 | **BIRTHPLACE:** Sorel, PQ

HEIGHT: 5'11" | **WEIGHT:** 190 | **SHOOTS:** Right

ACQUIRED: Draft - 2nd round (48th overall) in 2014

CAREER RECORD

YEAR	TEAM	LEAGUE	REGULAR SEASON					PLAYOFFS				
			GP	G	A	PTS	PIM	GP	G	A	PTS	PIM
2012-13	Val d'Or	QMJHL	64	10	17	27	26	10	1	0	1	8
2013-14	Val d'Or	QMJHL	65	22	31	53	61	24	4	9	13	20
JUNIOR TOTALS			129	32	48	80	87	34	5	9	14	28

a) Drafted by Philadelphia in 2nd round (48th overall) in the 2014 NHL Entry Draft.

IN THE SYSTEM



NICK COUSINS

CENTER

BIRTHDATE: July 20, 1993 | **BIRTHPLACE:** Bellville, ON

HEIGHT: 5'11" | **WEIGHT:** 187 | **SHOOTS:** Left

ACQUIRED: Draft - 3rd round (68th overall) in 2011

CAREER RECORD

YEAR	TEAM	LEAGUE	REGULAR SEASON					PLAYOFFS				
			GP	G	A	PTS	PIM	GP	G	A	PTS	PIM
2008-09	Trenton	OJHL	5	0	1	1	2	--	--	--	--	--
2009-10	Sault Ste. Marie	OHL	67	11	21	32	34	5	0	1	1	2
2010-11	Sault Ste. Marie	OHL	68	29	39	68	56	--	--	--	--	--
2011-12	Sault Ste. Marie	OHL	65	35	53	88	88	--	--	--	--	--
	PHANTOMS	AHL	1	0	0	0	0	--	--	--	--	--
2012-13	Sault Ste. Marie	OHL	64	27	76	103	83	6	3	3	6	12
	PHANTOMS	AHL	7	0	1	1	2	--	--	--	--	--
2013-14	PHANTOMS	AHL	74	11	18	29	47	--	--	--	--	--
OHL TOTALS			264	102	189	291	261	11	3	4	7	14
AHL TOTALS			82	11	19	30	49	0	0	0	0	0



DAVID DRAKE

DEFENSE

BIRTHDATE: January 7, 1995 | **BIRTHPLACE:** Naperville, IL

HEIGHT: 6'4" | **WEIGHT:** 170

ACQUIRED: Draft - 7th round (192nd overall) in 2013

CAREER RECORD

YEAR	TEAM	LEAGUE	REGULAR SEASON					PLAYOFFS				
			GP	G	A	PTS	PIM	GP	G	A	PTS	PIM
2012-13	Des Moines	USHL	12	1	0	1	6	--	--	--	--	--
2013-14	Des Moines	USHL	51	0	5	5	26	--	--	--	--	--
JUNIOR TOTALS			63	1	5	6	32	--	--	--	--	--

IN THE SYSTEM



RADEL FAZLEEV

LEFT WING

BIRTHDATE: January 7, 1996 | **BIRTHPLACE:** Kazan, Russia

HEIGHT: 6'0" | **WEIGHT:** 178 | **SHOOTS:** Left

ACQUIRED: Draft - 6th round (168th overall) in 2014

CAREER RECORD

YEAR	TEAM	LEAGUE	REGULAR SEASON					PLAYOFFS				
			GP	G	A	PTS	PIM	GP	G	A	PTS	PIM
2013-14	Calgary	WHL	38	5	20	25	12	6	3	4	7	0

a) Drafted by Philadelphia in the 6th round (168th overall) in the 2014 NHL Entry Draft



MARK FRIEDMAN

DEFENSE

BIRTHDATE: Dec 25, 1995 | **BIRTHPLACE:** Toronto, ONT

HEIGHT: 5'11" | **WEIGHT:** 185

ACQUIRED: Draft - 3rd round (86th overall) in 2014

CAREER RECORD

YEAR	TEAM	LEAGUE	REGULAR SEASON					PLAYOFFS				
			GP	G	A	PTS	PIM	GP	G	A	PTS	PIM
2010-11	North York	OJHL	2	0	0	0	0	--	--	--	--	--
2011-12	North York	OJHL	48	9	18	27	44	4	1	3	4	0
2012-13	Waterloo	USHL	64	8	27	35	44	5	2	3	5	2
2013-14	Waterloo	USHL	51	10	30	40	30	12	0	7	7	4
OJHL TOTALS			50	9	18	27	44	4	1	3	4	0
USHL TOTALS			115	18	57	75	74	17	2	10	12	6

h 1

a) Drafted by Philadelphia in the 3rd round (86th overall) in the 2014 NHL Entry Draft.

IN THE SYSTEM



SHAYNE GOSTISBEHERE

DEFENSE

BIRTHDATE: April 20, 1993 | **BIRTHPLACE:** Pembroke Pines, FL

HEIGHT: 5'11" | **WEIGHT:** 165

ACQUIRED: Draft - 3rd round (78th overall) in 2012

CAREER RECORD

YEAR	TEAM	LEAGUE	REGULAR SEASON					PLAYOFFS				
			GP	G	A	PTS	PIM	GP	G	A	PTS	PIM
2011-12	Union	ECAC	41	5	17	22	20	--	--	--	--	--
2012-13	Union	ECAC	36	8	18	26	39	--	--	--	--	--
2013-14	Union	ECAC	42	9	25	34	26	--	--	--	--	--
	PHANTOMS	AHL	2	0	0	0	0	--	--	--	--	--
COLLEGE TOTALS			119	22	60	82	85					
AHL TOTALS			2	0	0	0	0					



TYRELL GOULBOURNE

LEFT WING

BIRTHDATE: January 26, 1994 | **BIRTHPLACE:** Edmonton, ALTA

HEIGHT: 5'11" | **WEIGHT:** 195 | **SHOOTS:** Left

ACQUIRED: Draft - 3rd round (72nd overall) in 2013

CAREER RECORD

YEAR	TEAM	LEAGUE	REGULAR SEASON					PLAYOFFS				
			GP	G	A	PTS	PIM	GP	G	A	PTS	PIM
2009-10	Kelowna	WHL	5	0	1	1	0	--	--	--	--	--
2010-11	Kelowna	WHL	13	1	0	1	27	6	0	0	0	6
2011-12	Kelowna	WHL	63	6	8	14	109	4	0	0	0	2
2012-13	Kelowna	WHL	64	14	13	27	135	11	1	2	3	15
2013-14	Kelowna	WHL	68	17	20	37	114	14	2	3	5	23
JUNIOR TOTALS			213	38	42	80	385	35	3	5	8	46

IN THE SYSTEM



ROBERT HAGG

DEFENSE

BIRTHDATE: February 8, 1995 | **BIRTHPLACE:** Uppsala, Sweden

HEIGHT: 6'2" | **WEIGHT:** 203

ACQUIRED: Drafted by Philadelphia - 2nd round (41st overall) in 2013

CAREER RECORD

YEAR	TEAM	LEAGUE	REGULAR SEASON					PLAYOFFS				
			GP	G	A	PTS	PIM	GP	G	A	PTS	PIM
2012-13	Modo Hockey Örnsköldsvik	SEL	27	0	1	1	2	1	0	0	0	0
2013-14	Modo Hockey Örnsköldsvik	SweHL	50	1	5	6	47	--	--	--	--	--
	PHANTOMS	AHL	10	1	3	4	10	--	--	--	--	--
JUNIOR TOTALS			27	0	1	1	2	1	0	0	0	0
AHL TOTALS			10	1	3	4	10					



ANDREW JOHNSTON

LEFT WING

BIRTHDATE: July 6, 1991 | **BIRTHPLACE:** Saskatoon, SASK

HEIGHT: 6'1" | **WEIGHT:** 193 | **SHOOTS:** Left

ACQUIRED: Free Agent signed May 21, 2012

CAREER RECORD

YEAR	TEAM	LEAGUE	REGULAR SEASON					PLAYOFFS				
			GP	G	A	PTS	PIM	GP	G	A	PTS	PIM
2009-10	Flin Flon	SJHL	56	15	28	43	46	--	--	--	--	--
2010-11	Flin Flon	SJHL	57	34	32	66	61	9	6	3	9	8
2011-12	Humboldt	SJHL	58	29	52	81	39	16	10	4	14	28
2012-13	PHANTOMS	AHL	29	2	3	5	5	--	--	--	--	--
	Trenton	ECHL	18	3	8	11	8	--	--	--	--	--
2013-14	PHANTOMS	AHL	7	0	0	0	2	--	--	--	--	--
JUNIOR TOTALS			225	83	123	206	161	25	16	7	23	36
ECHL TOTALS			18	3	8	11	8					
AHL TOTALS			36	2	3	5	7					

IN THE SYSTEM



MATT KONAN

DEFENSE

BIRTHDATE: September 3, 1991 | **BIRTHPLACE:** Tustin, CA

HEIGHT: 6'3" | **WEIGHT:** 198 | **SHOOTS:** Right

ACQUIRED: Free Agent signed on April 2, 2012

CAREER RECORD

YEAR	TEAM	LEAGUE	REGULAR SEASON					PLAYOFFS				
			GP	G	A	PTS	PIM	GP	G	A	PTS	PIM
2007-08	Medicine Hat	WHL	42	0	4	4	21	3	0	0	0	0
2008-09	Medicine Hat	WHL	61	1	11	12	53	11	0	1	1	10
2009-10	Medicine Hat	WHL	65	5	15	20	117	12	1	4	5	10
2010-11	Medicine Hat	WHL	61	4	13	17	60	15	0	6	6	15
2011-12	Medicine Hat	WHL	72	9	45	54	73	8	2	3	5	14
2012-13	Trenton	ECHL	5	0	1	1	2					
	PHANTOMS	AHL	45	2	4	6	54					
	FLYERS	NHL	2	0	0	0	0					
2013-14	PHANTOMS	AHL	26	0	2	2	22	--	--	--	--	--
	JUNIOR TOTALS		379	21	95	116	402	49	3	14	17	49
	ECHL TOTALS		5	0	1	1	2					
	AHL TOTALS		71	2	6	8	76					



MAXIME LAMARCHE

DEFENSE

BIRTHDATE: July 11, 1992 | **BIRTHPLACE:** Laval, QC, CAN

HEIGHT: 6'3" | **WEIGHT:** 218 | **SHOOTS:** Right

ACQUIRED: Free Agent - signed May 31, 2013

CAREER RECORD

YEAR	TEAM	LEAGUE	REGULAR SEASON					PLAYOFFS				
			GP	G	A	PTS	PIM	GP	G	A	PTS	PIM
2009-10	Vicoriaville	QJMHL	33	3	10	13	21	--	--	--	--	--
	Baie-Comeau	QJMHL	29	3	1	4	20	--	--	--	--	--
2010-11	Baie-Comeau	QJMHL	67	4	24	28	98	--	--	--	--	--
2011-12	Baie-Comeau	QJMHL	68	4	21	25	67	8	0	4	4	12
2012-13	Baie-Comeau	QJMHL	55	9	34	43	63	19	3	8	11	28
2013-14	Elmira	ECHL	50	3	5	8	38	--	--	--	--	--
	PHANTOMS	AHL	12	0	1	1	7	--	--	--	--	--
	QJMHL TOTALS		314	26	96	122	314	27	3	12	15	40
	AHL TOTALS		12	0	1	7	0	0	0	15	0	

IN THE SYSTEM



SCOTT LAUGHTON

CENTER

BIRTHDATE: May 30, 1994 | **BIRTHPLACE:** Oakville, Ontario

HEIGHT: 6'0" | **WEIGHT:** 194 | **SHOOTS:** Left

ACQUIRED: Draft - 1st round (20th overall) in 2012

CAREER RECORD

YEAR	TEAM	LEAGUE	REGULAR SEASON					PLAYOFFS				
			GP	G	A	PTS	PIM	GP	G	A	PTS	PIM
2009-10	St. Michael's	OJHL	2	0	0	0	4	--	--	--	--	--
2010-11	Oshawa	OHL	63	12	11	23	58	10	1	1	2	11
2011-12	Oshawa	OHL	64	21	32	53	101	6	2	3	5	17
2012-13	Oshawa	OHL	49	23	33	56	72	7	7	6	13	11
2012-13	FLYERS	NHL	5	0	0	0	0	--	--	--	--	--
2012-13	PHANTOMS	AHL	6	1	2	3	0	--	--	--	--	--
2013-14	Oshawa	OHL	54	40	47	87	72	9	4	7	11	17
JUNIOR TOTALS			232	96	123	219	307	32	14	17	31	56
AHL TOTALS			6	1	2	3	0	--	--	--	--	--



TAYLOR LEIER

LEFT WING

BIRTHDATE: February 15, 1994 | **BIRTHPLACE:** Saskatoon, SASK

HEIGHT: 5'11" | **WEIGHT:** 181 | **SHOOTS:** Left

ACQUIRED: Drafted by Philadelphia - 4th round (117th overall) in 2012

CAREER RECORD

YEAR	TEAM	LEAGUE	REGULAR SEASON					PLAYOFFS				
			GP	G	A	PTS	PIM	GP	G	A	PTS	PIM
2011-12	Portland	WHL	72	13	24	37	36	22	5	2	7	12
2012-13	Portland	WHL	64	27	35	62	63	21	9	7	16	12
2013-14	Portland	WHL	62	37	42	79	42	21	6	20	26	10
JUNIOR TOTALS			198	77	101	178	141	64	20	29	49	34

IN THE SYSTEM



OSKAR LINDBLOM

FORWARD

BIRTHDATE: August 15, 1996 | **BIRTHPLACE:** Gavle, Sweden

HEIGHT: 6'1" | **WEIGHT:** 192

ACQUIRED: Draft - 5th round (138th overall) in 2014

CAREER RECORD

YEAR	TEAM	LEAGUE	REGULAR SEASON					PLAYOFFS				
			GP	G	A	PTS	PIM	GP	G	A	PTS	PIM
2013-14	Brynas IF Gavle	SweHL	4	0	0	0	0					



NICK LUUKKO

DEFENSE

BIRTHDATE: November 29, 1991 | **BIRTHPLACE:** West Chester, PA

HEIGHT: 6'2" | **WEIGHT:** 210

ACQUIRED: Draft - 6th round (179th overall) in 2010

CAREER RECORD

YEAR	TEAM	LEAGUE	REGULAR SEASON					PLAYOFFS				
			GP	G	A	PTS	PIM	GP	G	A	PTS	PIM
2010-11	Dubuque	USHL	45	7	10	17	20	11	1	4	5	2
2011-12	Vermont	H-East	17	0	3	3	4	--	--	--	--	--
2012-13	Vermont	H-East	36	3	7	10	26	--	--	--	--	--
2013-14	Vermont	H-East	37	3	5	8	28	--	--	--	--	--
JUNIOR TOTALS			45	7	10	17	20	11	1	4	5	2
COLLEGE TOTALS			90	6	15	21	74	0	0	0	0	0

IN THE SYSTEM



MERRICK MADSEN

GOALIE

BIRTHDATE: August 22, 1995 | **BIRTHPLACE:** Preston, ID

HEIGHT: 6'4" | **WEIGHT:** 177

ACQUIRED: Draft - 6th round (162nd overall) in 2013

CAREER RECORD

SEASON	TEAM	LEAGUE	REGULAR SEASON							PLAYOFFS								
			GP	MINS	GA	SO	AVG	W	L	T	GP	MINS	GA	SO	AVG	W	L	T
2013-14	Minot	NAHL	27	1571	72	1	2.75	10	16	0	3	171	7	0	2.45	1	2	0
NAHL TOTALS			27	1571	72	1	2.75	10	16	0	3	171	7	0	2.45	1	2	0



BRANDON MANNING

DEFENSE

BIRTHDATE: June 4, 1990 | **BIRTHPLACE:** Prince George, BC

HEIGHT: 6'1" | **WEIGHT:** 200 | **SHOOTS:** Left

ACQUIRED: Signed as a free agent on Nov. 23, 2010

CAREER RECORD

YEAR	TEAM	LEAGUE	REGULAR SEASON						PLAYOFFS					
			GP	G	A	PTS	PIM	GP	G	A	PTS	PIM		
2007-08	Chilliwack	WHL	6	0	0	0	8	4	0	0	0	4		
2008-09	Chilliwack	WHL	72	11	18	29	140	--	--	--	--	--		
2009-10	Chilliwack	WHL	69	13	41	54	138	6	0	6	6	10		
2010-11	Chilliwack	WHL	53	21	32	53	129	5	1	0	1	8		
2011-12	PHANTOMS	AHL	46	6	13	19	81	--	--	--	--	--		
	FLYERS	NHL	4	0	0	0	0	--	--	--	--	--		
2012-13	PHANTOMS	AHL	65	6	15	21	135	--	--	--	--	--		
	FLYERS	NHL	6	0	2	2	0	--	--	--	--	--		
2013-14	PHANTOMS	AHL	73	8	23	31	231	--	--	--	--	--		
JUNIOR TOTALS			200	45	91	136	415	15	1	6	7	22		
AHL TOTALS			184	20	51	71	447	0	0	0	0	0		
NHL TOTALS			10	0	2	2	0	0	0	0	0	0		

IN THE SYSTEM



DEREK

MATHERS

RIGHT WING

BIRTHDATE: August 4, 1992 | **BIRTHPLACE:** Stratroy, ON

HEIGHT: 6'3" | **WEIGHT:** 235 | **SHOOTS:** Right

ACQUIRED: Draft - 7th round (206th overall) in 2011

CAREER RECORD

YEAR	TEAM	LEAGUE	REGULAR SEASON					PLAYOFFS				
			GP	G	A	PTS	PIM	GP	G	A	PTS	PIM
2010-11	Peterborough	OHL	55	1	4	5	171	--	--	--	--	--
2011-12	Peterborough	OHL	65	9	8	17	177	--	--	--	--	--
	PHANTOMS	AHL	9	0	0	0	0	--	--	--	--	--
2012-13	Peterborough	OHL	64	10	19	29	125	--	--	--	--	--
	PHANTOMS	AHL	12	1	0	1	24	--	--	--	--	--
2013-14	PHANTOMS	AHL	34	2	0	2	105	--	--	--	--	--
	JUNIOR TOTALS		184	20	31	51	473	0	0	0	0	0
	AHL TOTALS		55	3	0	3	129	0	0	0	0	0



SAMUEL

MORIN

DEFENSE

BIRTHDATE: July 12, 1995 | **BIRTHPLACE:** St. Henri, PQ


HEIGHT: 6'5" | **WEIGHT:** 200 | **SHOOTS:** Left

ACQUIRED: Draft - 1st round (11th overall) in 2013

CAREER RECORD

YEAR	TEAM	LEAGUE	REGULAR SEASON					PLAYOFFS				
			GP	G	A	PTS	PIM	GP	G	A	PTS	PIM
2011-12	Rimouski	QMJHL	62	0	8	8	57	10	0	1	1	8
2012-13	Rimouski	QMJHL	46	4	12	16	117	6	1	6	7	16
2013-14	Rimouski	QMJHL	54	7	24	31	121	11	4	4	8	30
	JUNIOR TOTALS		162	11	44	55	295	27	5	11	16	54

IN THE SYSTEM



MARCEL NOEBELS

LEFT WING


BIRTHDATE: March 14, 1992 | **BIRTHPLACE:** Toennisvorst, Germany

HEIGHT: 6'3" | **WEIGHT:** 207 | **SHOOTS:** Left

ACQUIRED: Draft by Philadelphia - 2nd round (149th overall) in 2010

CAREER RECORD

YEAR	TEAM	LEAGUE	REGULAR SEASON					PLAYOFFS				
			GP	G	A	PTS	PIM	GP	G	A	PTS	PIM
2009-10	Krefeld	DEL	33	1	2	3	29	--	--	--	--	--
2010-11	Seattle	WHL	66	28	26	54	23	--	--	--	--	--
2011-12	Seattle	WHL	31	10	14	24	18	--	--	--	--	--
	Portland	WHL	31	10	14	34	8	19	22	8	15	23
2012-13	Trenton	ECHL	31	11	19	30	14	--	--	--	--	--
	PHANTOMS	AHL	43	13	10	23	6	--	--	--	--	--
2013-14	PHANTOMS	AHL	52	3	8	11	29	--	--	--	--	--
JUNIOR TOTALS			192	60	75	145	92	19	22	8	15	23
AHL TOTALS			95	16	18	34	35	--	--	--	--	--



MICHAEL PARKS

RIGHT WING

BIRTHDATE: February 15, 1992 | **BIRTHPLACE:** O'Fallon, MO

HEIGHT: 5'11" | **WEIGHT:** 190

ACQUIRED: Drafted by Philadelphia - 2nd round (149th overall) in 2010

CAREER RECORD

YEAR	TEAM	LEAGUE	REGULAR SEASON					PLAYOFFS				
			GP	G	A	PTS	PIM	GP	G	A	PTS	PIM
2009-10	Cedar Rapids	USHL	51	11	11	22	57	5	0	1	1	0
2010-11	Cedar Rapids	USHL	56	25	16	41	42	--	--	--	--	--
2011-12	North Dakota	WCHA	42	12	10	22	38	--	--	--	--	--
2012-13	North Dakota	WCHA	25	7	1	8	31	--	--	--	--	--
2013-14	North Dakota	NCHC	42	12	18	30	28	--	--	--	--	--
JUNIOR TOTALS			107	36	27	63	99	5	0	1	1	0
COLLEGE TOTALS			109	31	29	60	97	0	0	0	0	0

IN THE SYSTEM



JESPER

PETTERSSON

DEFENSE

BIRTHDATE: July 16, 1994 | **BIRTHPLACE:** Stockholm, SWE

HEIGHT: 5'8" | **WEIGHT:** 187 | **SHOOTS:** Right

ACQUIRED: Draft - 7th round (198th overall) in 2014

CAREER RECORD

YEAR	TEAM	LEAGUE	REGULAR SEASON					PLAYOFFS				
			GP	G	A	PTS	PIM	GP	G	A	PTS	PIM
2012-13	Linkopings HC	SEL	14	1	2	3	6	6	--	--	--	--
2013-14	Linkopings HC	SweHL	48	0	1	1	30	-8	3	0	0	0
JUNIOR TOTALS			62	1	3	4	36	-2	3	0	0	0



TRAVIS

SANHEIM

DEFENSE

BIRTHDATE: March 29, 1996 | **BIRTHPLACE:** Elkhorn, Manitoba

HEIGHT: 6'3" | **WEIGHT:** 181 | **SHOOTS:** Left

ACQUIRED: Draft - 1st round (17th overall) in 2014

CAREER RECORD

YEAR	TEAM	LEAGUE	REGULAR SEASON					PLAYOFFS				
			GP	G	A	PTS	PIM	GP	G	A	PTS	PIM
2012-13	Winkler	MJHL	--	--	--	--	--	4	0	0	0	2
2013-14	Calgary	WHL	67	5	24	29	14	6	1	1	2	6

IN THE SYSTEM



ANTHONY STOLARZ

GOALIE

BIRTHDATE: January 20, 1994 | **BIRTHPLACE:** Jackson, NJ

HEIGHT: 6'5" | **WEIGHT:** 222

ACQUIRED: Draft - 2nd round (45th overall) in 2012

CAREER RECORD

Season	Team	League	REGULAR SEASON										PLAYOFFS									
			GP	MINS	GA	SO	AVG	W	L	T	GP	MINS	GA	SO	AVG	W	L	T				
2011-12	Corpus Christi	NAHL	50	2939	139	3	2.84	23	22	4	--	--	--	--	--	--	--	--				
2012-13	Nebraska-Omaha	WCHA	8	421	18	1	2.56	2	5	0	--	--	--	--	--	--	--					
	London	OHL	20	1153	44	1	2.29	13	3	2	18	1115	47	1	2.53	13	4	1				
2013-14	London	OHL	35	1927	81	4	2.52	25	5	2	3	180	6	0	2.00	3	0	0				
NAHL TOTALS			50	2939	139	3	2.84	23	22	4												
COLLEGE TOTALS			8	421	18	1	2.56	2	5	0												
JUNIORS TOTALS			55	3080	125	5	2.41	38	8	4	21	1295	53	1	4.53	16	4	1				



PETR STRAKA

RIGHT WING

BIRTHDATE: June 15, 1992 | **BIRTHPLACE:** Pizen, Czech Rep.

HEIGHT: 6'0" | **WEIGHT:** 195 | **SHOOTS:** Left

ACQUIRED: Free Agent - signed April 11, 2013

CAREER RECORD

YEAR	TEAM	LEAGUE	REGULAR SEASON						PLAYOFFS					
			GP	G	A	PTS	PIM	GP	G	A	PTS	PIM		
2009-10	Rimouski	QMJHL	62	28	36	64	54	12	5	9	14	10		
2010-11	Rimouski	QMJHL	41	10	15	25	33	5	2	2	4	0		
2011-12	Rimouski	QMJHL	54	18	19	37	41	21	10	12	22	6		
2012-13	Baie-Comeau	QMJHL	55	41	41	82	34	19	11	14	25	12		
2013-14	PHANTOMS	AHL	60	9	18	27	22	--	--	--	--	--		
JUNIOR TOTALS			212	97	111	208	162	57	28	37	65	28		
AHL TOTALS			60	9	18	27	22	--	--	--	--	--		

a) Drafted by Columbus in the 2nd round (55th overall) in the 2010 NHL Entry Draft

b) Signed with Philadelphia to a three-year entry level contract, April 11, 2013

IN THE SYSTEM



REESE WILLCOX

DEFENSE

BIRTHDATE: March 20, 1994 | **BIRTHPLACE:** Surrey, BC

HEIGHT: 5'11" | **WEIGHT:** 204

ACQUIRED: Draft - 5th round (141st overall) in 2012

CAREER RECORD

YEAR	TEAM	LEAGUE	REGULAR SEASON					PLAYOFFS				
			GP	G	A	PTS	PIM	GP	G	A	PTS	PIM
2010-11	Merritt	BCHL	53	5	9	14	16	4	1	2	3	0
2011-12	Merritt	BCHL	52	5	18	23	26	9	2	2	4	6
2012-13	Cornell	ECAC	34	0	5	5	8					
2013-14	Cornell	ECAC	32	2	5	7	10					
JUNIOR TOTALS			105	10	27	37	42	13	3	4	7	6
COLLEGE TOTALS			66	2	10	12	18	0	0	0	0	0

2014 DRAFT PICKS



TRAVIS SANHEIM

Defenseman (Calgary - Western Hockey League)

Sanheim was selected by the Flyers in the first round (17th overall) of the 2014 NHL Entry Draft... Born on March 29, 1996 in Elkhorn, Canada... 6'3", 181... Shoots left.

During the 2013-14 season, Sanheim appeared in 67 games with the Hitmen, recording 5 goals and 24 assists for 29 points, along with 19 PIM... Had a plus/minus rating of plus-25.

Sanheim recorded six assists in seven games for Team Canada during the 2014 World Junior Championships.



NICOLAS AUBE-KUBEL

Center/Right Wing (Val d'Or - Quebec Major Junior Hockey League)

Aube-Kubel was selected by the Flyers in the second round (48th overall) of the 2014 NHL Entry Draft... Born on May 10, 1996 in Slave Lake, Alberta... 5'11", 180... Shoots right.

Aube-Kubel posted 22 goals, 31 assists, and 65 PIM in 65 games during the 2013-14 season with Val d'Or. Aube-Kubel was ranked 40th amongst North American Skaters before the 2014 NHL Draft in Central Scouting's final ranking.



MARK FRIEDMAN

Defenseman (Waterloo - United States Hockey League)

Friedman was selected by the Flyers in the third round (86th overall) of the 2014 NHL Entry Draft... Born on December 25, 1995 in Toronto, Ontario... 5'11", 185... Shoots right.

Posted 10 goals and 30 assists, along with 30 PIM, in 51 USHL games during the 2013-2014 season... Ranked 4th in scoring among USHL defensemen in points in 2013-2014... Will be attending Bowling Green State University in 2014-15.

2014 DRAFT PICKS



OSKAR LINDBLOM

Left Wing (Brynäs - Swedish Elite League)

Lindblom was chosen by the Flyers in the fifth round (138th overall) of the 2014 NHL Entry Draft... Born on August 15, 1996 in Gävle, Sweden... 6'2", 187... Shoots left.

During the 2013-14 season with Brynäs in the Swedish Elite League, Lindblom recorded 33 points in 42 games. He recorded 13 goals, 20 assists, and 28 PIM. Lindblom plays a strong two-way game and is a very powerful skater.



RADEL FAZLEEV

Left Wing (Calgary - Western Hockey League)

Fazleev was selected by the Flyers in the sixth round (168th overall) of the 2014 NHL Entry Draft... Born January 17, 1996 in Kazan, Russia... 6'0", 178... Shoots left.

Posted 5 goals and 20 assists along with 12 PIM, in 38 games for the Calgary Hitmen during 2013-2014... Missed the final 34 games of the regular season with a broken wrist... returned to post 3 goals and 4 assists in 6 WHL playoff games.



JESPER PETERSSON

Defensemen (Linköpings HC - Swedish Elite League)

Pettersson was chosen by the Flyers in the seventh round (198th overall) in the 2014 NHL Entry Draft... Born on July 16, 1994 in Stockholm, Sweden... 5'8", 187... Shoots right.

Pettersson completed the 2013-14 season with Linköpings HC playing 48 games totaling one point and 30 PIM. His skills include blocking shots and he plays much like a bigger man.

LEHIGH VALLEY PHANTOMS HOCKEY CLUB

Office & Arena

PPL Center
740 Hamilton Street, Suite 300
Allentown, PA 18101
610-224-4625

Tickets

Box Office: 610-347-8499



FRONT OFFICE

Jim Brooks.....	President
Rob Brooks.....	President
Chris Porreca.....	Executive Vice President
Jeff Rogers.....	Vice President of Finance
Erik Hansen.....	Vice President of Ticket Sales
Dennis Begley.....	Vice President of Corporate Partnerships
Kevin Schildt.....	Director of Ticket Sales
Alex Schierer.....	Ticket Coordinator
Alicia Rohrbach.....	Ticket Sales Specialist
Nick Michaels.....	Ticket Sales Specialist
Lindsay Borbolla.....	Ticket Sales Specialist
Jeff Olaf.....	Director of Corporate Partnerships
Curtis Phair.....	Corporate Partnerships Manager
Elyse Holben.....	Director of Premium Seating
Emily Krombach.....	Corporate Partnership Service Manger
Bev Saunders.....	Merchandise Manager
Andrew Hill.....	Director of Fun and Community Relations
Bob Rotruck.....	Radio Broadcaster
Dan Fremuth.....	Media Relations Manager

HOCKEY OPERATIONS

Jim Brooks.....	President
Rob Brooks.....	President
Ron Hextall.....	General Manager
Barry Hanrahan.....	Assistant General Manager
Terry Murray.....	Head Coach
Riley Cote.....	Assistant Coach
John Riley.....	
Kjell Samuelsson.....	Player Development
Mike Pacitti.....	Video Coach
Greg Lowden.....	Certified Athletic Trainer

TEAM INFORMATION

Colors.....	Orange, Black and White
Home Arena.....	PPL Center
NHL Affiliation.....	Philadelphia Flyers
ECHL Affiliation.....	Reading Royals
Radio Station.....	ESPN Radio 1470
Mascot.....	MeLVin

ADIRONDACK PHANTOMS HOCKEY CLUB

DAY	DATE	OPPONENT	TIME	DAY	DATE	OPPONENT	TIME
OCTOBER				FEBRUARY			
Sat	10/11/2014	at W-B/Scranton	7:05	Wed	2/4/2015	vs. Worcester	7:05
Fri	10/17/2014	vs. Adirondack	7:05	Sat	2/7/2015	at Binghamton	7:05
Sat	10/18/2014	at Adirondack	7:00	Sun	2/8/2015	at Hershey	5:00
Fri	10/24/2014	vs. Hershey	7:05	Fri	2/13/2015	vs. Binghamton	7:05
Sat	10/25/2014	at Binghamton	7:05	Sat	2/14/2015	at W-B/Scranton	7:05
Sun	10/26/2014	at Hershey	5:00	Sun	2/15/2015	at Springfield	5:00
Wed	10/29/2014	vs. W-B/Scranton	7:05	Wed	2/18/2015	vs. Binghamton	7:05
NOVEMBER				Fri	2/20/2015	vs. Providence	7:05
Sat	11/1/2014	vs. Hartford	7:05	Sat	2/21/2015	vs. Hartford	7:05
Wed	11/5/2014	at Worcester	7:00	Sat	2/28/2015	vs. Binghamton	7:05
Fri	11/7/2014	at Manchester	7:00	Sun	3/1/2015	at Hershey	5:00
Sat	11/8/2014	at Portland	7:00	MARCH			
Fri	11/14/2014	at W-B/Scranton	7:05	Fri	3/6/2015	vs. Bridgeport	7:05
Sat	11/15/2014	vs. Toronto	7:05	Sat	3/7/2015	vs. Portland	7:05
Wed	11/19/2014	vs. Hershey	7:05	Wed	3/11/2015	at Toronto	7:00
Fri	11/21/2014	vs. Worcester	7:05	Fri	3/13/2015	at Providence	7:05
Sat	11/22/2014	vs. St. John's	7:05	Sat	3/14/2015	at Bridgeport	7:00
Wed	11/26/2014	vs. Springfield	7:05	Fri	3/20/2015	at Hartford	7:00
Fri	11/28/2014	at Albany	7:00	Sat	3/21/2015	at Worcester	7:00
Sat	11/29/2014	vs. Norfolk	7:05	Sun	3/22/2015	vs. W-B/Scranton	5:05
DECEMBER				Wed	3/25/2015	vs. Syracuse	7:05
Fri	12/5/2014	at W-B/Scranton	7:05	Sat	3/28/2015	vs. W-B/Scranton	7:05
Sat	12/6/2014	vs. Bridgeport	7:05	Sun	3/29/2015	vs. Manchester	3:05
Sun	12/7/2014	at Bridgeport	3:00	APRIL			
Fri	12/12/2014	at Binghamton	7:05	Wed	4/1/2015	at Norfolk	7:15
Sat	12/13/2014	vs. W-B/Scranton	7:05	Fri	4/3/2015	at Binghamton	7:05
Sun	12/14/2014	at Albany	3:00	Sat	4/4/2015	at W-B/Scranton	7:05
Wed	12/17/2014	vs. Binghamton	7:05	Wed	4/8/2015	vs. W-B/Scranton	7:05
Fri	12/19/2014	vs. Hershey	7:05	Fri	4/10/2015	vs. Norfolk	7:05
Sat	12/20/2014	at Hartford	5:00	Sat	4/11/2015	vs. Norfolk	7:05
Fri	12/26/2014	at Hershey	7:00	Tue	4/14/2015	vs. Hershey	7:05
Sat	12/27/2014	vs. Norfolk	7:05	Fri	4/17/2015	at Norfolk	7:30
Wed	12/31/2014	at Binghamton	6:05	Sat	4/18/2015	at Hershey	7:00
Fri	1/2/2015	at Norfolk	7:30	Sun	4/19/2015	vs. W-B/Scranton	5:05
JANUARY				Home Games in bold			
Sat	1/3/2015	at Norfolk	7:15				
Sat	1/10/2015	at St. John's	7:30				
Sun	1/11/2015	at St. John's	4:00				
Fri	1/16/2015	vs. Albany	7:05				
Sat	1/17/2015	vs. Binghamton	7:05				
Sun	1/18/2015	at Hershey	5:00				
Wed	1/21/2015	vs. Hershey	7:05				
Fri	1/23/2015	at Syracuse	7:00				
Sat	1/24/2015	vs. St. John's	7:05				
Thu	1/29/2015	vs. Albany	7:05				
Fri	1/30/2015	vs. Hershey	7:05				
Sat	1/31/2015	at W-B/Scranton	7:05				

2013-14 FINAL REGULAR SEASON STANDINGS

EASTERN CONFERENCE

WESTERN CONFERENCE

ATLANTIC DIVISION

	GP	W	L	OT	GF	GA	PTS	
BOSTON	(1)	82	54	19	9	261	177	117
TAMPA BAY	(3)	82	46	27	9	240	215	101
MONTREAL	(4)	82	46	28	8	215	204	100
DETROIT	(8)	82	39	28	15	222	230	93
OTTAWA	(11)	82	37	31	14	236	265	88
TORONTO	(12)	82	38	36	8	231	256	84
FLORIDA	(15)	82	29	45	8	196	268	66
BUFFALO	(16)	82	21	51	10	157	248	52

CENTRAL DIVISION

	GP	W	L	OT	GF	GA	PTS	
COLORADO	(2)	82	52	22	8	250	220	112
ST. LOUIS	(3)	82	52	23	7	248	191	111
CHICAGO	(5)	82	46	21	15	267	220	107
MINNESOTA	(7)	82	43	27	12	207	206	98
DALLAS	(8)	82	40	31	11	235	228	91
NASHVILLE	(10)	82	38	32	12	216	242	88
WINNIPEG	(11)	82	37	35	10	227	237	84

METROPOLITAN DIVISION

	GP	W	L	OT	GF	GA	PTS	
PITTSBURGH	(2)	82	51	24	7	249	207	109
NY RANGERS	(5)	82	45	31	6	218	193	96
PHILADELPHIA	(6)	82	42	30	10	236	235	94
COLUMBUS	(7)	82	43	32	7	231	216	93
WASHINGTON	(9)	82	38	30	14	235	240	90
NEW JERSEY	(10)	82	35	29	18	197	208	88
CAROLINA	(13)	82	36	35	11	207	230	83
NY ISLANDERS	(14)	82	34	37	11	225	267	79

PACIFIC DIVISION

	GP	W	L	OT	GF	GA	PTS	
ANAHEIM	(1)	82	54	20	8	266	209	116
SAN JOSE	(4)	82	51	22	9	249	200	111
LOS ANGELES	(6)	82	46	28	8	206	174	100
PHOENIX	(9)	82	37	30	15	216	231	89
VANCOUVER	(12)	82	36	35	11	196	223	83
CALGARY	(13)	82	35	40	7	209	241	77
EDMONTON	(14)	82	29	44	9	203	270	67

*Teams receive two points for a victory (W), one point for a loss in overtime or shootout (OT).

INDIVIDUAL SCORING LEADERS

PLAYER	TEAM	GP	G	A	PTS	+/-	PIM	PP	SH	GW	S	PCTG
SIDNEY CROSBY	PITTSBURGH	80	36	68	104	18	46	11	0	5	259	13.9
RYAN GETZLAF	ANAHEIM	77	31	56	87	28	31	5	0	7	204	15.2
CLAUDE GIROUX	PHILADELPHIA	82	28	58	86	7	46	7	0	7	223	12.6
TYLER SEGUIN	DALLAS	80	37	47	84	16	18	11	0	8	294	12.6
COREY PERRY	ANAHEIM	81	43	39	82	32	65	8	0	9	280	15.4
PHIL KESSEL	TORONTO	82	37	43	80	5-	27	8	0	6	305	12.1
TAYLOR HALL	EDMONTON	75	27	53	80	15-	44	7	0	1	250	10.8
ALEX OVECHKIN	WASHINGTON	78	51	28	79	35-	48	24	0	10	386	13.2
JOE PAVELSKI	SAN JOSE	82	41	38	79	23	32	16	1	3	225	18.2
JAMIE BENN	DALLAS	81	34	45	79	21	64	5	1	3	279	12.2
NICKLAS BACKSTROM	WASHINGTON	82	18	61	79	20-	54	6	1	1	196	9.2
PATRICK SHARP	CHICAGO	82	34	44	78	13	40	10	0	3	313	10.9
JOE THORNTON	SAN JOSE	82	11	65	76	20	32	2	0	3	122	9.0
ERIK KARLSSON	OTTAWA	82	20	54	74	15-	36	5	0	1	257	7.8
EVGENI MALKIN	PITTSBURGH	60	23	49	72	10	62	7	0	3	191	12.0
PATRICK MARLEAU	SAN JOSE	82	33	37	70	0	18	11	2	4	285	11.6
ANZE KOPITAR	LOS ANGELES	82	29	41	70	34	24	10	0	9	200	14.5
MATT DUCHENE	COLORADO	71	23	47	70	8	19	5	0	6	217	10.6
MARTIN ST LOUIS	TB-NYR	81	30	39	69	13	10	9	1	5	204	14.7
PATRICK KANE	CHICAGO	69	29	40	69	7	22	10	0	6	227	12.8
BLAKE WHEELER	WINNIPEG	82	28	41	69	4	63	8	0	4	225	12.4
KYLE OKPOSO	NY ISLANDERS	71	27	42	69	9-	51	5	0	4	195	13.8
DAVID KREJCI	BOSTON	80	19	50	69	39	28	3	0	6	169	11.2

DEFENSEMEN SCORING LEADERS

PLAYER	TEAM	GP	G	A	PTS	+/-	PIM	PP	SH	GW	S	PCTG
ERIK KARLSSON	OTTAWA	82	20	54	74	15-	36	5	0	1	257	7.8
DUNCAN KEITH	CHICAGO	79	6	55	61	22	28	3	0	3	198	3.0
SHEA WEBER	NASHVILLE	79	23	33	56	2-	52	12	0	4	195	11.8
DUSTIN BYFUGLIEN	WINNIPEG	78	20	36	56	20-	86	8	0	1	256	7.8
VICTOR HEDMAN	TAMPA BAY	75	13	42	55	5	53	3	0	2	170	7.6
P.K. SUBBAN	MONTREAL	82	10	43	53	4-	81	4	0	1	204	4.9
KEITH YANDLE	PHOENIX	82	8	45	53	23-	63	3	0	2	241	3.3
ALEX PIETRANGELO	ST. LOUIS	81	8	43	51	20	32	2	0	1	164	4.9
JAMES WISNIEWSKI	COLUMBUS	75	7	44	51	0	61	3	0	1	166	4.2
NIKLAS KRONWALL	DETROIT	79	8	41	49	0	44	5	0	0	110	7.3
MARK GIORDANO	CALGARY	64	14	33	47	12	63	7	0	2	180	7.8
MATT NISKANEN	PITTSBURGH	81	10	36	46	33	51	3	0	6	162	6.2
KEVIN SHATTENKIRK	ST. LOUIS	81	10	35	45	1	38	7	0	5	188	5.3
OLIVER EKMAN-LARSS	PHOENIX	80	15	29	44	4-	50	8	0	6	199	7.5
ANDREJ SEKERA	CAROLINA	74	11	33	44	4	20	4	1	1	142	7.7
MARK STREIT	PHILADELPHIA	82	10	34	44	3	44	4	0	2	121	8.3
RYAN MCDONAGH	NY RANGERS	77	14	29	43	11	36	2	3	4	177	7.9
RYAN SUTER	MINNESOTA	82	8	35	43	15	34	3	0	0	150	5.3
ANDREI MARKOV	MONTREAL	81	7	36	43	12	34	2	1	1	131	5.3
MAREK ZIDLICKY	NEW JERSEY	81	12	30	42	3-	60	8	0	2	128	9.4
ALEX GOLIGOSKI	DALLAS	81	6	36	42	9	28	3	0	0	141	4.3
BRENT SEABROOK	CHICAGO	82	7	34	41	23	22	3	1	0	149	4.7

2013-14 FINAL REGULAR SEASON STATISTICS

2013-14 NHL GOAL LEADERS

NAME	TEAM	GP	G
ALEX OVECHKIN	WASHINGTON	78	51
COREY PERRY	ANAHEIM	81	43
JOE PAVELSKI	SAN JOSE	82	41
MAX PACIORETTY	MONTREAL	73	39
TYLER SEGUIN	DALLAS	80	37
PHIL KESSEL	TORONTO	82	37
SIDNEY CROSBY	PITTSBURGH	80	36
CHRIS KUNITZ	PITTSBURGH	78	35
JAMIE BENN	DALLAS	81	34
PATRICK SHARP	CHICAGO	82	34
ALEXANDER STEEN	ST. LOUIS	68	33
JEFF SKINNER	CAROLINA	71	33
PATRICK MARLEAU	SAN JOSE	82	33
RYAN JOHANSEN	COLUMBUS	82	33
RYAN GETZLAF	ANAHEIM	77	31

2013-14 NHL ASSISTS LEADERS

NAME	TEAM	GP	A
SIDNEY CROSBY	PITTSBURGH	80	68
JOE THORNTON	SAN JOSE	82	65
NICKLAS BACKSTROM	WASHINGTON	82	61
CLAUDE GIROUX	PHILADELPHIA	82	58
RYAN GETZLAF	ANAHEIM	77	56
DUNCAN KEITH	CHICAGO	79	55
ERIK KARLSSON	OTTAWA	82	54
TAYLOR HALL	EDMONTON	75	53
DAVID KREJCI	BOSTON	80	50
EVGENI MALKIN	PITTSBURGH	60	49
MATT DUCHENE	COLORADO	71	47
TYLER SEGUIN	DALLAS	80	47
JAMIE BENN	DALLAS	81	45
KEITH YANDLE	PHOENIX	82	45
JAMES WISNIEWSKI	COLUMBUS	75	44
PATRICK SHARP	CHICAGO	82	44

2013-14 POWER PLAY GOALS

NAME	TEAM	GP	PP
ALEX OVECHKIN	WASHINGTON	78	24
JOE PAVELSKI	SAN JOSE	82	16
WAYNE SIMMONDS	PHILADELPHIA	82	15
ZACH PARISE	MINNESOTA	67	14
CHRIS KUNITZ	PITTSBURGH	78	13
SHEA WEBER	NASHVILLE	79	12
TROY BROUWER	WASHINGTON	82	12
JAMES NEAL	PITTSBURGH	59	11
JEFF SKINNER	CAROLINA	71	11
SIDNEY CROSBY	PITTSBURGH	80	11
TYLER SEGUIN	DALLAS	80	11
PATRICK MARLEAU	SAN JOSE	82	11

2013-14 POWER PLAY ASSISTS

NAME	TEAM	GP	PPA
NICKLAS BACKSTROM	WASHINGTON	82	38
CLAUDE GIROUX	PHILADELPHIA	82	30
KEITH YANDLE	PHOENIX	82	28
SIDNEY CROSBY	PITTSBURGH	80	27
ERIK KARLSSON	OTTAWA	82	26
JAMES WISNIEWSKI	COLUMBUS	75	25
EVGENI MALKIN	PITTSBURGH	60	23
NIKLAS KRONWALL	DETROIT	79	20
KIMMO TIMONEN	PHILADELPHIA	77	19
ANDREI MARKOV	MONTREAL	81	19
KEVIN SHATTENKIRK	ST. LOUIS	81	19
P.K. SUBBAN	MONTREAL	82	19
RYAN GETZLAF	ANAHEIM	77	18
DUSTIN BYFUGLIEN	WINNIPEG	78	18
DUNCAN KEITH	CHICAGO	79	18

2013-14 POWER PLAY POINTS

NAME	TEAM	GP	PPP
NICKLAS BACKSTROM	WASHINGTON	82	44
ALEX OVECHKIN	WASHINGTON	78	39
SIDNEY CROSBY	PITTSBURGH	80	38
CLAUDE GIROUX	PHILADELPHIA	82	37
JOE PAVELSKI	SAN JOSE	82	31
KEITH YANDLE	PHOENIX	82	31
ERIK KARLSSON	OTTAWA	82	31
EVGENI MALKIN	PITTSBURGH	60	30
JAMES WISNIEWSKI	COLUMBUS	75	28

2013-14 SHORTHANDED GOALS

NAME	TEAM	GP	SH
BRAD MARCHAND	BOSTON	82	5
*TYLER JOHNSON	TAMPA BAY	82	5
MATT READ	PHILADELPHIA	75	4
MIKAEL BACKLUND	CALGARY	76	4
MICHAEL GRABNER	NY ISLANDERS	64	3
MARIAN HOSSA	CHICAGO	72	3
CAL CLUTTERBUCK	NY ISLANDERS	73	3
JONATHAN TOEWS	CHICAGO	76	3
RYAN MCDONAGH	NY RANGERS	77	3
ADAM HENRIQUE	NEW JERSEY	77	3
JADEN SCHWARTZ	ST. LOUIS	80	3
TOMAS PLEKANEC	MONTREAL	81	3
BRANDON SLUTTER	PITTSBURGH	81	3
ANTOINE VERMETTE	PHOENIX	82	3
ANDREW COGLIANO	ANAHEIM	82	3

2013-14 SHORTHANDED ASSISTS

NAME	TEAM	GP	SHA
VICTOR HEDMAN	TAMPA BAY	75	6
PATRIK ELIAS	NEW JERSEY	65	4
SEAN COUTURIER	PHILADELPHIA	82	4
PAUL BYRON	CALGARY	47	3
MARK GIORDANO	CALGARY	64	3
LAURI KORPIKOSKI	PHOENIX	64	3
SAKU KOIVU	ANAHEIM	65	3
LEE STEMPIAK	CGY-PIT	73	3
JOHNNY BOYCHUK	BOSTON	75	3
PATRICE BERGERON	BOSTON	80	3
NIKLAS HJALMARSSON	CHICAGO	81	3
JORDAN STAAL	CAROLINA	82	3
DEREK STEPAN	NY RANGERS	82	3

2013-14 SHORTHANDED POINTS

NAME	TEAM	GP	SHP
PATRIK ELIAS	NEW JERSEY	65	6
VICTOR HEDMAN	TAMPA BAY	75	6
*TYLER JOHNSON	TAMPA BAY	82	6
LEE STEMPIAK	CGY-PIT	73	5
JONATHAN TOEWS	CHICAGO	76	5
ADAM HENRIQUE	NEW JERSEY	77	5
ANDREW COGLIANO	ANAHEIM	82	5
BRAD MARCHAND	BOSTON	82	5
SEAN COUTURIER	PHILADELPHIA	82	5

2013-14 FINAL REGULAR SEASON STATISTICS

2013-14 GAME WINNING GOALS

NAME	TEAM	GP	GW
MAX PACIORETTY	MONTREAL	73	11
ALEX OVECHKIN	WASHINGTON	78	10
RICK NASH	NY RANGERS	65	9
ALEXANDER STEEN	ST. LOUIS	68	9
COREY PERRY	ANAHEIM	81	9
ANZE KOPITAR	LOS ANGELES	82	9
MIKE CAMMALLERI	CALGARY	63	8
JAROME IGINLA	BOSTON	78	8
CHRIS KUNITZ	PITTSBURGH	78	8
TYLER SEGUIN	DALLAS	80	8

2013-14 SHOTS LEADERS

NAME	TEAM	GP	S
ALEX OVECHKIN	WASHINGTON	78	386
PATRICK SHARP	CHICAGO	82	313
PHIL KESSEL	TORONTO	82	305
TYLER SEGUIN	DALLAS	80	294
PATRICK MARLEAU	SAN JOSE	82	285

GOALS AGAINST AVERAGE

GOALTENDER	TEAM	GPI	MINS	GA	AVG
JOSH HARDING	MINNESOTA	29	1668	46	1.65
BRIAN ELLIOTT	ST. LOUIS	31	1624	53	1.96
CORY SCHNEIDER	NEW JERSEY	45	2680	88	1.97
TUUKKA RASK	BOSTON	58	3386	115	2.04
JONATHAN QUICK	LOS ANGELES	49	2904	100	2.07

2013-14 SHOOTING PERCENTAGE (MIN 82 SHOTS)

NAME	TEAM	GP	G	S	%
TYLER BOZAK	TORONTO	58	19	90	21.1
STEVEN STAMKOS	TAMPA BAY	37	25	124	20.2
VALTTERI FILPPULA	TAMPA BAY	75	25	131	19.1
GUSTAV NYQUIST	DETROIT	57	28	153	18.3
JOE PAVELSKI	SAN JOSE	82	41	225	18.2
ADAM HENRIQUE	NEW JERSEY	77	25	137	18.2

2013-14 PLUS/MINUS LEADERS

NAME	TEAM	GP	+/-
DAVID KREJCI	BOSTON	80	39
PATRICE BERGERON	BOSTON	80	38
BRAD MARCHAND	BOSTON	82	36
JAROME IGINLA	BOSTON	78	34
ANZE KOPITAR	LOS ANGELES	82	34

WINS

GOALTENDER	TEAM	GPI	MINS	W	L	OT
SEMYON VARLAMOV	COLORADO	63	3640	41	14	6
ANTTI NIEMI	SAN JOSE	64	3740	39	17	7
MARC-ANDRE FLEURY	PITTSBURGH	64	3792	39	18	5
BEN BISHOP	TAMPA BAY	63	3586	37	14	7
TUUKKA RASK	BOSTON	58	3386	36	15	6

SAVE PERCENTAGE

GOALTENDER	TEAM	GPI	MINS	GA	SA	SPCTG	W	L	OT
JOSH HARDING	MINNESOTA	29	1668	46	690	.933	18	7	3
TUUKKA RASK	BOSTON	58	3386	115	1641	.930	36	15	6
SEMYON VARLAMOV	COLORADO	63	3640	146	2013	.927	41	14	6
CAREY PRICE	MONTREAL	59	3464	134	1828	.927	34	20	5
ANTON KHUDBIN	CAROLINA	36	2084	80	1076	.926	19	14	1

SHUTOUTS

GOALTENDER	TEAM	GPI	MINS	SO	W	L	OT
TUUKKA RASK	BOSTON	58	3386	7	36	15	6
JONATHAN QUICK	LOS ANGELES	49	2904	6	27	17	4
CAREY PRICE	MONTREAL	59	3464	6	34	20	5
JONAS HILLER	ANAHEIM	50	2909	5	29	13	7
JAROSLAV HALAK	STL-BUF-WSH	52	2939	5	29	13	7
SERGEI BOBROVSKY	COLUMBUS	58	3299	5	32	20	5
BEN BISHOP	TAMPA BAY	63	3586	5	37	14	7
HENRIK LUNDQVIST	NY RANGERS	63	3655	5	33	24	5
MARC-ANDRE FLEURY	PITTSBURGH	64	3792	5	39	18	5
KARI LEHTONEN	DALLAS	65	3804	5	33	20	10

2014 STANLEY CUP PLAYOFF RESULTS

CONFERENCE QUARTERFINALS

EASTERN CONFERENCE

BRUINS	4	RED WINGS	1
CANADIENS	4	LIGHTNING	1
PENGUINS	4	BLUE JACKETS	2
RANGERS	4	FLYERS	3

WESTERN CONFERENCE

WILD	4	AVALANCHE	3
BLACKHAWKS	4	BLUES	2
DUCKS	4	STARS	2
KINGS	4	SHARKS	3

CONFERENCE SEMIFINALS

EASTERN CONFERENCE

CANADIENS	4	BRUINS	3
RANGERS	4	PENGUINS	3

WESTERN CONFERENCE

BLACKHAWKS	4	WILD	2
KINGS	4	DUCKS	3

CONFERENCE FINALS

EASTERN CONFERENCE			
RANGERS	4	CANADIENS	2

WESTERN CONFERENCE			
KINGS	4	BLACKHAWKS	3

STANLEY CUP FINAL

KINGS	4	RANGERS	1
-------	---	---------	---

2013-14 NHL AWARD WINNERS

HART MEMORIAL TROPHY

(Most valuable player-regular season)
Sidney Crosby, Pittsburgh Penguins

JAMES NORRIS MEMORIAL TROPHY

(Best defenseman)
Duncan Keith, Chicago Blackhawks

VEZINA TROPHY

(Best goaltender)
Tuukka Rask, Boston Bruins

FRANK J. SELKE TROPHY

(Best defensive forward)
Patrice Bergeron, Boston Bruins

CALDER MEMORIAL TROPHY

(Rookie of the year)
Nathan MacKinnon, Colorado Avalanche

JACK ADAMS AWARD

(Coach of the year)
Patrick Roy, Colorado Avalanche

ART ROSS TROPHY

(Regular season scoring title)
Sidney Crosby, Pittsburgh Penguins

MAURICE "ROCKET" RICHARD TROPHY

(Leading goal scorer-regular season)
Alexander Ovechkin, Washington Capitals

WILLIAM M. JENNINGS TROPHY

(Lowest goals-against average- team)
Jonathan Quick, Los Angeles Kings

BILL MASTERTON MEMORIAL TROPHY

(Perseverance, sportsmanship and dedication to hockey)
Dominic Moore, New York Rangers

KING CLANCY MEMORIAL TROPHY

(Leadership qualities on and off the ice, humanitarian)
Andrew Ference, Edmonton Oilers

LADY BYNG MEMORIAL TROPHY

(Best sportsmanship and gentlemanly conduct)
Ryan O'Reilly, Colorado Avalanche

TED LINDSAY AWARD

(Most outstanding player as voted by fellow NHLPA members)
Sidney Crosby, Pittsburgh Penguins

CONN SMYTHE TROPHY

(Most valuable player- playoffs)
Justin Williams, Los Angeles Kings

2013-14 NHL FIRST ALL-STAR TEAM

Pos.	Player	Team
G	Tuukka Rask	Boston Bruins
D	Duncan Keith	Chicago Blackhawks
D	Zdeno Chara	Boston Bruins
C	Sidney Crosby	Pittsburgh Penguins
RW	Corey Perry	Anaheim Ducks
LW	Jamie Benn	Dallas Stars

2013-14 NHL SECOND ALL-STAR TEAM

Pos.	Player	Team
G	Semyon Varlamov	Colorado Avalanche
D	Shea Weber	Nashville Predators
D	Alex Pietrangelo	St. Louis Blues
C	Ryan Getzlaf	Anaheim Ducks
RW	Alex Ovechkin	Washington Capitals
LW	Joe Pavelski	San Jose Sharks

2013-14 NHL ALL-ROOKIE TEAM

Pos.	Player	Team
G	Frederik Andersen	Anaheim Ducks
D	Torey Krug	Boston Bruins
D	Hampus Lindholm	Anaheim Ducks
F	Tyler Johnson	Tampa Bay Lightning
F	Nathan MacKinnon	Colorado Avalanche
F	Ondrej Palat	Tampa Bay Lightning

2013-14 FLYERS FINAL REGULAR SEASON SCORING

#POS	PLAYER	GP	G	A	P	+/-	PIM	PP	SH	GW	GT	OT	S	S%
28	C CLAUDE GIROUX	82	28	58	86	7	46	7	0	7	0	1	223	12.6
93	R JAKUB VORACEK	82	23	39	62	11	22	8	0	2	0	0	235	9.8
17	R WAYNE SIMMONDS	82	29	31	60	-4	106	15	0	4	0	0	209	13.9
19	L SCOTT HARTNELL	78	20	32	52	11	103	9	0	3	0	0	207	9.7
32	D MARK STREIT	82	10	34	44	3	44	4	0	2	0	1	121	8.3
10	C BRAYDEN SCHENN	82	20	21	41	0	54	4	0	6	0	1	178	11.2
24	R MATT READ	75	22	18	40	-4	16	0	4	3	0	0	151	14.6
14	C SEAN COUTURIER	82	13	26	39	1	45	0	1	2	0	0	165	7.9
40	C VINCENT LECAVALIER	69	20	17	37	-16	44	8	0	3	0	1	132	15.2
44	D KIMMO TIMONEN	77	6	29	35	5	32	1	0	1	0	0	152	3.9
12	D MICHAEL RAFFL	68	9	13	22	2	28	0	0	3	0	0	101	8.9
5	R BRAYDON COBURN	82	5	12	17	-6	63	0	1	2	0	0	122	4.1
41	L ANDREJ MESZAROS	38	5	12	17	1	34	0	0	0	0	0	62	8.1
9	D STEVE DOWNIE	51	3	14	17	-3	70	2	0	0	0	0	62	4.8
8	D NICKLAS GROSSMANN	78	1	13	14	-6	55	0	0	0	0	0	71	1.4
22	D LUKE SCHENN	79	4	8	12	0	58	0	0	0	0	0	78	5.1
26	D ERIK GUSTAFSSON	31	2	8	10	7	6	0	0	0	0	0	30	6.7
18	R ADAM HALL	80	4	5	9	-15	23	0	2	0	0	0	61	6.6
15	L TYE MCGINN	18	4	1	5	-1	4	0	0	0	0	0	16	25
36	C ZAC RINALDO	67	2	2	4	-13	153	0	0	1	0	0	54	3.7
47	L ANDREW MACDONALD	19	0	4	4	-3	16	0	0	0	0	0	20	0
37	R JAY ROSEHILL	34	2	0	2	-8	90	0	0	0	0	0	14	14.3
25	C MAXIMETALBOT	11	1	1	2	1	2	0	0	0	0	0	14	7.1
42	C KRIS NEWBURY	4	0	1	1	0	7	0	0	0	0	0	1	0
45	G JASON AKESON	1	0	1	1	1	0	0	0	0	0	0	2	0
76	G CHRIS VANDELDELDE	18	0	1	1	-3	6	0	0	0	0	0	8	0
75	D HAL GILL	6	0	0	0	0	2	0	0	0	0	0	1	0

#	GOALTENDER	GP	GS	W	L	T	OT	SA	GA	GAA	SV	SV%	SO	G	A	PIM	TOI
35	STEVE MASON	61	60	33	18	0	7	1751	145	2.5	1606	0.917	4	0	1	10	3,485:36
29	RAY EMERY	28	21	9	12	0	2	711	69	2.96	642	0.903	2	0	0	31	1,398:25
33	CAL HEETER	1	1	0	0	0	1	38	5	4.69	33	0.868	0	0	0	0	63:59

2013-14 PHILADELPHIA FLYERS GAME-BY-GAME RESULTS: OVERALL

NO.	DATE	OPP	GF	GA	W	OT	PTS	RECORD	PHL SCORERS	GW GOAL	GW GOALIE	ATTEND
1	10/2/13	vs. TOR	1	3	0	1	0	0-1-0	10p	BOLLAND	BERNIER	19,872
2	10/5/13	@ MTL	1	4	0	2	0	0-2-0	40p	ELLER	PRICE	21,273
3	10/6/13	@ CAR	1	2	0	3	0	0-3-0	22	DVORAK	KHUBOBIN	16,088
4	10/8/13	vs. FLA	2	1	1	3	0	1-3-0	10, 5	COBURN	MASON	19,589
5	10/11/13	vs. PHX	1	2	1	4	0	1-4-0	25	EKMAN-LARSSON	GREISS	19,713
6	10/12/13	@ DET	2	5	1	5	0	1-5-0	26, 15	DATSYUK	HOWARD	20,066
7	10/15/13	vs. VAN	2	3	1	6	0	2-1-0	15, 15	KESLER	LUNGO	19,588
8	10/17/13	vs. PIT	1	4	1	7	0	2-1-0	17	KUNITZ	FLEURY	19,735
9	10/24/13	vs. NYR	2	1	2	7	0	4-2-0	24s, 5	COBURN	MASON	19,768
10	10/26/13	@ NYI	5	2	3	7	0	6-3-0	40p, 93, 40, 40, 24	LECAVALIER	MASON	13,620
11	10/29/13	vs. ANA	2	3	3	8	0	6-3-0	24, 40p	PALMIERI	HILLER	19,615
12	11/1/13	vs. WSH	0	7	3	9	0	6-3-0	--	BACKSTROM	HOLTBY	19,702
13	11/2/13	@ NJD	1	0	4	9	0	8-4-0	10	B. SCHENN	EMERY	13,705
14	11/5/13	@ CAR	1	2	4	9	1	9-4-1	19p	MALHOTRA*	PETERS	15,519
15	11/7/13	vs. NJD	0	3	4	10	1	9-4-1	--	HENRIQUE	BRODEUR	19,604
16	11/9/13	vs. EDM	4	2	5	10	1	11-5-0-1	37, 19, 28, 40	GIROUX	MASON	19,725
17	11/12/13	@ OTT	5	0	6	10	1	13-6-1-0	24, 93, 93p, 40, 10p	READ	MASON	16,398
18	11/13/13	@ PIT	2	1	7	10	1	15-7-1-0	10, 10p	B. SCHENN	EMERY	18,656
19	11/15/13	@ WPG	2	3	7	10	2	16-7-1-0-2	19, 17p	B. LITTLE**	PAVELEC	15,004
20	11/19/13	vs. OTT	5	2	8	10	2	18-8-1-0-2	28p, 14, 44, 17, 18s	TIMONEN	MASON	19,724
21	11/21/13	vs. BUF	4	1	9	10	2	20-9-1-0-2	24, 24, 40p, 19	READ	EMERY	19,973
22	11/23/13	vs. NYI	5	2	10	10	2	22-10-1-0-2	24, 17, 28p, 10, 24	GIROUX	MASON	19,829
23	11/25/13	@ FLA	1	3	10	11	2	22-10-1-1-2	17p	BERGENHEIM	THOMAS	14,299
24	11/27/13	@ TBL	2	4	10	12	2	22-10-1-2-2	40, 32	T. JOHNSON	LINDBACK	18,427
25	11/29/13	vs. WPG	2	1	11	12	2	24-11-2-2	19, 14s	COUTURIER	MASON	19,937
26	11/30/13	@ NSH	3	2	12	12	2	26-12-2-2	28, 14	LECAVALIER**	MASON	17,136
27	12/2/13	@ MIN	0	2	12	13	2	26-12-3-2	--	C. COYLE	HARDING	17,676
28	12/4/13	@ DET	6	3	13	13	2	28-13-3-2	9p, 24, 28p, 14, 19p, 14	COUTURIER	MASON	20,066
29	12/7/13	@ DAL	1	5	13	14	2	28-13-4-2	41	C. EAKIN	ELLIS	8,567
30	12/9/13	@ OTT	4	5	13	14	3	29-13-4-3	12, 93p, 22, 44	SPEZZA	ANDERSON	15,786
31	12/11/13	@ CHI	2	7	13	15	3	29-13-5-3	93p, 9p	SHARP	RAANTA	21,144
32	12/12/13	vs. MTL	2	1	14	15	3	31-14-5-3	12, 28	GIROUX	MASON	19,748
33	12/15/13	@ WSH	4	5	14	15	4	32-14-5-4	28, 32, 14, 93	BACKSTROM**	GRUBAUER	18,506
34	12/17/13	vs. WSH	5	4	15	15	4	34-15-5-4	93, 24, 32p, 93p, 17	SIMMONDS	MASON	19,788
35	12/19/13	vs. CBJ	5	4	16	15	4	36-16-5-4	93, 5, 26, 28, 28	JENNER	MASON	19,852
36	12/21/13	@ CBJ	3	6	16	16	4	36-16-6-4	17, 14, 17	JENNER	MCELHINNEY	14,090
37	12/23/13	vs. MIN	4	1	17	16	4	38-17-6-4	22, 17p, 29, 17	SIMMONDS	MASON	19,872
38	12/28/13	@ EDM	4	3	18	16	4	40-18-6-4	17p, 17p, 19	RAFFL**	MASON	16,839
39	12/30/13	@ VAN	4	3	19	16	4	42-19-6-4	32, 28, 10	LECAVALIER**	MASON	18,910
40	12/31/13	@ CGY	4	1	20	16	4	44-20-6-4	32, 10, 19, 5	B. SCHENN	EMERY	19,289
41	1/2/14	@ COL	1	2	20	17	4	44-20-7-4	17	R. O'REILLY	VARLAMOV	16,793
42	1/4/14	@ PHX	5	3	21	17	4	46-21-7-4	19, 10, 17p, 93, 28	VORACEK	MASON	18,475
43	1/7/14	@ NJD	3	2	22	17	4	48-22-7-4	28p, 19	B. SCHENN	EMERY	14,521
44	1/8/14	vs. MTL	3	1	23	17	4	50-23-7-4	14, 36, 12	RINALDO	MASON	19,949
45	1/11/14	vs. TBL	3	6	23	18	4	50-23-8-4	93, 17p, 93	V. FILIPULA	LINDBACK	19,987
46	1/12/14	@ NYR	1	4	23	19	4	50-23-9-4	6	R. NASH	LUNDOVIST	18,006
47	1/14/14	@ BUF	4	3	24	19	4	52-24-9-4	93p, 10, 19p, 40	LECAVALIER	MASON	18,667
48	1/16/14	vs. NSH	4	4	24	19	5	53-24-9-5	10, 41, 17p	R. JOSI**	MASON	19,917
49	1/18/14	vs. NYI	6	4	25	19	5	55-25-9-5	41, 41, 18, 93, 12, 24	RAFFL	EMERY	19,992
50	1/20/14	@ NYI	3	4	25	19	6	56-25-9-6	24s, 17, 24	K. OKPOSO**	NILSSON	16,048
51	1/21/14	vs. CAR	2	4	25	20	6	56-25-10-6	28, 19p	J. TLUSTY	KHUBOBIN	19,592
52	1/23/14	@ CBJ	5	5	25	21	6	56-25-11-6	10, 40p	M. CALVERT	BOBROVSKY	15,571
53	1/25/14	vs. BOS	1	6	25	22	6	56-25-12-6	28p	J. IGUILA	RASK	19,938
54	1/28/14	vs. DET	5	0	26	22	6	58-26-22-6	19p, 19, 18, 28, 14	HARTNELL	MASON	19,987
55	1/30/14	@ ANA	3	5	26	23	6	58-26-23-6	40p, 24, 12	D. WINNIK(S)	ANDERSEN	16,007
56	2/1/14	@ LAK	2	0	27	23	6	60-27-23-6	17, 28p	SIMMONDS	MASON	18,118
57	2/3/14	@ SJS	5	2	28	23	6	62-28-23-6	32p, 24, 12, 28, 93	RAFFL	MASON	17,562
58	2/6/14	vs. COL	3	1	29	23	6	64-29-23-6	32p, 12, 28	RAFFL	MASON	19,982
59	2/8/14	vs. CGY	2	1	30	23	6	66-30-23-6	10, 19	HARTNELL	EMERY	19,874
60	2/27/14	vs. SJS	3	7	30	24	6	66-30-24-6	41, 10, 24	L. COUTURE	STALOCK	19,879
61	3/1/14	vs. NYR	4	2	31	24	6	68-31-24-6	40, 14, 17p, 22	SIMMONDS	MASON	19,988
62	3/2/14	@ WSH	5	4	32	24	6	70-32-24-6	28p, 18s, 93p, 28, 40	LECAVALIER*	MASON	18,506
63	3/5/14	vs. WSH	6	4	33	24	6	72-33-24-6	28, 93p, 28, 12, 93, 9	VORACEK	MASON	19,919
64	3/8/14	@ TOR	3	4	33	24	7	73-33-24-7	44, 44, 5	J. LUPUL*	BERNIER	19,583
65	3/11/14	vs. NJD	1	2	33	25	7	73-33-25-7	8	J. JAGR	BRODEUR	19,967
66	3/15/14	vs. PIT	4	0	34	25	7	75-34-25-7	19p, 24s, 40, 24	HARTNELL	MASON	19,993
67	3/16/14	@ PIT	4	3	35	25	7	77-35-25-7	10, 17p, 17p, 24s	READ	MASON	18,647
68	3/18/14	vs. CHI	3	2	36	25	7	79-36-25-7	19, 19, 28*	GIROUX*	EMERY	19,932
69	3/20/14	vs. DAL	4	2	37	25	7	81-37-25-7	19, 10, 17, 12	SIMMONDS	MASON	19,831
70	3/22/14	vs. STL	4	1	38	25	7	83-38-25-7	19p, 10, 93, 17	B. SCHENN	MASON	19,942
71	3/24/14	vs. LAK	2	3	38	26	7	83-38-26-7	24, 93	D. KING	QUICK	19,876
72	3/26/14	@ NYR	1	3	38	27	7	83-38-27-7	93	R. MCDONAGH	LUNDOVIST	18,006
73	3/28/14	vs. TOR	4	2	39	27	7	85-39-27-7	40p, 19p, 28, 17	GIROUX	MASON	19,963
74	3/30/14	vs. BOS	3	4	39	27	8	86-39-27-8	40, 44, 40	R. SMITH**	RASK	19,958
75	4/1/14	@ STL	0	1	39	27	9	87-39-27-9	--	T. OSHIE**	MILLER	18,647
76	4/3/14	vs. CBJ	0	2	39	28	9	87-39-28-9	--	J. WISNIEWSKI	BOBROVSKY	19,981
77	4/5/14	@ BOS	2	5	39	29	9	87-39-29-9	17p, 37	J. BOYCHUK	RASK	17,565
78	4/6/14	vs. BUF	5	2	40	29	9	89-40-29-9	24, 36, 10p, 40, 10	B. SCHENN	MASON	19,603
79	4/8/14	@ FLA	5	2	41	29	9	91-41-29-9	40, 28, 14, 15	GIROUX	MASON	12,487
80	4/10/14	@ TBL	2	4	41	30	9	91-41-30-9	17, 14	E. BREWER	LINDBACK	19,204
81	4/12/14	@ PIT	4	3	42	30	9	93-42-30-9	93p, 93, 28, 32*	STREIT*	EMERY	18,673
82	4/13/14	vs. CAR	5	6	43	30	10	94-43-30-10	24, 44p, 17, 14, 17	E. STAAL**	KHUBOBIN	19,727

* = Overtime, ** = Shoot Out, p = Power Play Goal, s = Shorthanded Goal, OT = Overtime Loss, SO = Shoot Out Loss

2013-14 PHILADELPHIA FLYERS GAME-BY-GAME RESULTS: HOME

NO.	DATE	OPP	GF	GA	W	L	OT	PTS	RECORD	PHL SCORERS	GW GOAL	GW GOALIE	ATTEND
1	10/2/13	vs. TOR	1	3	0	1	0	0	0-1-0	10p	BOLLAND	BERNIER	19,872
2	10/8/13	vs. FLA	2	1	1	1	0	2	1-1-0	10, 5	COBURN	MASON	19,589
3	10/11/13	vs. PHX	1	2	1	2	0	2	1-2-0	25	EKMAN-LARSSON	GREISS	19,713
4	10/15/13	vs. VAN	2	3	1	3	0	2	1-3-0	15, 15	KESLER	LUONGO	19,588
5	10/17/13	vs. PIT	1	4	1	4	0	2	1-4-0	17	KUNITZ	FLEURY	19,735
6	10/24/13	vs. NYR	2	1	2	4	0	4	2-4-0	24s, 5	COBURN	MASON	19,768
7	10/29/13	vs. ANA	2	3	2	5	0	4	2-5-0	24, 40p	PALMIERI	HILLER	19,615
8	11/1/13	vs. WSH	0	7	2	6	0	4	2-6-0	--	BACKSTROM	HOLTBY	19,702
9	11/7/13	vs. NJD	0	3	2	7	0	4	2-7-0	--	HENRIQUE	BRODEUR	19,604
10	11/9/13	vs. EDM	4	2	3	7	0	6	3-7-0	37, 19, 28, 40	GIROUX	MASON	19,725
11	11/19/13	vs. OTT	5	2	4	7	0	8	4-7-0	28p, 14, 44, 17, 18s	TIMONEN	MASON	19,724
12	11/21/13	vs. BUF	4	1	5	7	0	10	5-7-0	24, 24, 40p, 19	READ	EMERY	19,973
13	11/23/13	vs. NYI	5	2	6	7	0	12	6-7-0	24, 17, 28p, 10, 24	GIROUX	MASON	19,829
14	11/29/13	vs. WPG	2	1	7	7	0	14	7-7-0	19,14s	COUTURIER	MASON	19,937
15	12/12/13	vs. MTL	2	1	8	7	0	16	8-7-0	12, 28	GIROUX	MASON	19,748
16	12/17/13	vs. WSH	5	4	9	7	0	18	9-7-0	93, 24, 32p, 93p, 17	SIMMONDS	MASON	19,788
17	12/19/13	vs. CBJ	5	4	10	7	0	20	10-7-0	93, 5, 26, 28, 28	GIROUX	MASON	19,852
18	12/23/13	vs. MIN	4	1	11	7	0	22	11-7-0	22, 17p, 29, 17	SIMMONDS	MASON	19,872
19	1/8/14	vs. MTL	3	1	12	7	0	24	12-7-0	14, 36, 12	RINALDO	MASON	19,949
20	1/11/14	vs. TBL	3	6	12	8	0	24	12-8-0	93, 17pp, 93	V. FILIPULA	LINDBACK	19,987
21	1/16/14	vs. NSH	3	4	12	8	1	25	12-8-1	10, 41, 17pp	R. JOSI**	MASON	19,917
22	1/18/14	vs. NYI	6	4	13	8	1	27	13-8-1	41, 41, 18, 93, 12, 24	RAFFL	EMERY	19,992
23	1/21/14	vs. CAR	2	3	13	9	1	27	13-9-1	28, 19p	J. TLUSTY	A. KHUDOBIN	19,592
24	1/25/14	vs. BOS	1	6	13	10	1	27	13-10-1	28p	J. IGINLA	T. RASK	19,938
25	1/28/14	vs. DET	5	0	14	10	1	29	14-10-1	19p, 19, 18, 28, 14	HARTNELL	MASON	19,987
26	2/6/14	vs. COL	3	1	15	10	1	31	15-10-1	32p, 12, 28	RAFFL	MASON	19,982
27	2/8/14	vs. CGY	2	1	16	10	1	33	16-10-1	10, 19	HARTNELL	EMERY	19,874
28	2/27/14	vs. SJS	3	7	16	11	1	33	16-11-1	41, 10, 24	L. COUTURE	STALOCK	19,879
29	3/1/14	vs. NYR	4	2	17	11	1	35	17-11-1	40, 14, 17p, 22	SIMMONDS	MASON	19,988
30	3/5/14	vs. WSH	6	4	18	11	1	37	18-11-1	28, 93p, 28, 12, 93, 9	VORACEK	MASON	19,919
31	3/11/14	vs. NJD	1	2	18	12	1	37	18-12-1	8	J. JAGR	BRODEUR	19,967
32	3/15/14	vs. PIT	4	0	19	12	1	39	19-12-1	19p, 24s, 40, 24	HARTNELL	MASON	19,993
33	3/18/14	vs. CHI	3	2	20	12	1	41	20-12-1	19, 19, 28*	GIROUX*	EMERY	19,932
34	3/20/14	vs. DAL	4	2	21	12	1	43	21-12-1	32, 17p, 17, 12	SIMMONDS	MASON	19,831
35	3/22/14	vs. STL	4	1	22	12	1	45	22-12-1	19p, 10, 93, 17	B. SCHENN	MASON	19,942
36	3/24/14	vs. LAK	2	3	22	13	1	45	22-13-1	24, 93	D. KING	QUICK	19,876
37	3/28/14	vs. TOR	4	2	23	13	1	47	23-13-1	40p, 19p, 28, 17	GIROUX	MASON	19,963
38	3/30/14	vs. BOS	3	4	23	13	2	48	23-13-1	40, 44, 40	R. SMITH**	RASK	19,958
39	4/3/14	vs. CBJ	0	2	23	14	2	48	23-14-2	--	J. WISNIEWSKI	BROBROVSKY	19,981
40	4/6/14	vs. BUF	5	2	24	14	2	50	24-14-2	24, 36, 10p, 40, 10	B. SCHENN	MASON	19,603
41	4/13/14	vs. CAR	5	6	24	14	3	51	24-14-3	24, 44p, 17, 14, 17	E. STAAL**	KHUDOBIN	

* = Overtime, ** = Shoot Out, p = Power Play Goal, s = Shorthanded Goal, OT = Overtime Loss, SO = Shoot Out Loss

2013-14 PHILADELPHIA FLYERS GAME-BY-GAME RESULTS: AWAY

NO.	DATE	OPP	GF	GA	W	L	OT	PTS	RECORD	PHL SCORERS	GW GOAL	GW GOALIE	ATTEND
1	10/5/13	@ MTL	1	4	0	1	0	0	0-1-0	40p	ELLER	PRICE	21,273
2	10/6/13	@ CAR	1	2	0	2	0	0	0-2-0	22	DVORAK	KHUDBOIN	16,088
3	10/12/13	@ DET	2	5	0	3	0	0	0-3-0	26, 15	DATSYUK	HOWARD	20,066
4	10/26/12	@ NYI	5	2	1	3	0	2	1-3-0	40p, 93, 40, 40, 24	LECAVALIER	MASON	13,620
5	11/2/13	@ NJD	1	0	2	3	0	4	2-3-0	10	B. SCHENN	EMERY	13,705
6	11/5/13	@ CAR	1	2	2	3	1	5	2-3-1	19p	MALHOTRA*	PETERS	15,519
7	11/12/13	@ OTT	5	0	3	3	1	7	3-3-1	24, 93, 93p, 40, 10p	READ	MASON	16,398
8	11/13/13	@ PIT	2	1	4	3	1	9	4-3-1	10, 10p	B. SCHENN	EMERY	18,656
9	11/15/13	@ WPG	2	3	4	3	2	10	4-3-2	19, 17p	B. LITTLE**	PAVELEC	15,004
10	11/25/13	@ FLA	1	3	4	4	2	10	4-4-2	17p	BERGENHEIM	THOMAS	14,299
11	11/27/13	@ TBL	2	4	4	5	2	10	4-5-2	40p, 32	T. JOHNSON	LINDBACK	18,427
12	11/30/13	@ NSH	3	2	5	5	2	12	5-5-2	28, 14	LECAVALIER**	MASON	17,136
13	12/2/13	@ MIN	0	2	5	6	2	12	5-6-2	--	C. COYLE	HARDING	17,676
14	12/4/13	@ DET	6	3	6	6	2	14	6-6-2	9p, 24, 28p, 14, 19p, 14	COUTURIER	MASON	20,066
15	12/7/13	@ DAL	1	5	6	7	2	14	6-7-2	41	C. EAKIN	ELLIS	8,567
16	12/9/13	@ OTT	4	5	6	7	3	15	6-7-3	12, 93p, 22, 44	SPEZZA	ANDERSON	15,786
17	12/11/13	@ CHI	2	7	6	8	3	15	6-8-3	93p, 9p	SHARP	RAANTA	21,144
18	12/15/13	@ WSH	4	5	6	8	4	16	6-8-4	28, 32, 14, 93	BACKSTROM	GRUBAUER	18,506
19	12/21/13	@ CBJ	3	6	6	9	4	16	16-9-4	17, 14, 17	JENNER	MCELHINNEY	14,090
20	12/28/13	@ EDM	4	3	7	9	4	18	7-9-4	17p, 17p, 19	RAFFL**	MASON	16,839
21	12/30/13	@ VAN	4	3	8	9	4	20	8-9-4	32, 28, 10	LECAVALIER**	MASON	18,910
22	12/31/13	@ CGY	4	1	9	9	4	22	9-9-4	32, 10, 19, 5	B. SCHENN	EMERY	19,289
23	1/2/14	@ COL	1	2	9	10	4	22	9-10-4	17	R. O'REILLY	VARLAMOV	16,793
24	1/4/14	@ PHX	5	3	10	10	4	24	10-10-4	19, 10, 17p, 93, 28	VORACEK	MASON	14,875
25	1/7/14	@ NJD	3	2	11	10	4	26	11-10-4	28pp, 19, 10	B. SCHENN	EMERY	14,521
26	1/12/14	@ NYR	1	4	11	11	4	26	11-11-4	6	R. NASH	LUNDQVIST	18,006
27	1/14/14	@ BUF	4	3	12	11	4	28	12-11-4	93pp, 10, 19pp, 40	LECAVALIER	MASON	18,667
28	1/20/14	@ NYI	3	4	12	11	5	29	12-11-5	24s, 17, 24	K. OKPOSO**	A. NILSSON	16,048
29	1/23/14	@ CBJ	2	5	12	12	5	29	12-13-5	10, 40p	M. CALVERTS.	BOBROVSKY	15,571
30	1/30/14	@ ANA	3	5	12	13	5	29	12-13-5	40p, 24, 12	D. WINNIK(S)	ANDERSEN	16,007
31	2/1/14	@ LAK	2	0	13	13	5	31	13-13-5	17, 28p	SIMMONDS	MASON	18,118
32	2/3/14	@ SJS	5	2	14	13	5	33	14-13-5	32p, 24, 12, 28, 93	RAFFL	MASON	17,562
33	3/2/14	@ WSH	5	4	15	13	5	35	15-13-5	28p, 18s, 93p, 28, 40	LECAVALIER*	MASON	18,506
34	3/8/14	@ TOR	3	4	15	13	6	36	15-13-6	44, 44, 5	J. LUPUL*	BERNIER	19,583
35	3/16/14	@ PIT	4	3	16	13	6	38	16-13-6	10, 17p, 17p, 24s	READ	MASON	18,647
36	3/26/14	@ NYR	1	3	16	14	6	38	16-14-6	93	R. MCDONAGH	LUNDQVIST	18,006
37	4/1/14	@ STL	0	1**	16	14	7	39	16-14-7	--	T. OSHIE**	MILLER	18,647
38	4/5/14	@ BOS	2	5	16	15	7	39	16-15-7	17p, 37	J. BOYCHUK	RASK	17,565
39	4/8/14	@ FLA	5	2	17	15	7	41	17-15-7	40, 28, 28, 14, 15	GIROUX	MASON	12,487
40	4/10/14	@ TBL	2	4	17	16	7	41	17-16-7	17, 14	E. BREWER	LINDBACK	19,204
41	4/12/14	@ PIT	4	3	18	16	7	43	18-16-7	93p, 93, 28, 32*	STREIT*	EMERY	

Overtime, ** = Shoot Out, p = Power Play Goal, s = Shorthanded Goal, OT = Overtime Loss, SO = Shoot Out Loss

PHILADELPHIA FLYERS 2013-14 POSTSEASON GAME-BY-GAME SUMMARY

GAME NO.	DATE	OPPONENT	GF	GA	W	L	OT	PTS	RECORD	FLYERS GOALSCORERS	WINNING GOAL	WINNING GOALTENDER	ATTEND.
1	4/17/14	NYR	1	4	0	1	0	0	0-1	47	BRAD RICHARDS	LUNDQVIST	18,006
2	4/20/14	NYR	4	2	1	0	0	0	1-1	93, 42P, 22, 17P/E	LUKE SCHENN	EMERY	18,006
3	4/22/14	NYR	1	4	0	1	0	0	2-1	32	MARTIN ST. LOUIS	LUNDQVIST	20,096
4	4/25/14	NYR	2	1	1	0	0	0	2-2	24, 93P	JAKUB VORACEK	MASON	20,132
5	4/27/14	NYR	2	4	0	1	0	0	3-2	40P, 28	DOMINIC MOORE	LUNDQVIST	18,006
6	4/29/14	NYR	5	2	1	0	0	0	3-3	17P, 17, 26, 17P, 28E	ERIC GUSTAFSSON	MASON	20,137
7	4/30/14	NYR	1	2	0	1	0	0	4-3	42	BENOIT POULIOT	LUNDQVIST	18,006

PHILADELPHIA FLYERS 2013-14 POSTSEASON GAME-BY-GAME SUMMARY: HOME

GAME NO.	DATE	OPPONENT	GF	GA	W	L	OT	PTS	RECORD	FLYERS GOALSCORERS	WINNING GOAL	WINNING GOALTENDER	ATTEND.
3	4/22/14	NYR	0	4	0	1	0	0	0-1	32	MARTIN ST. LOUIS	LUNDQVIST	20,096
4	4/25/14	NYR	2	1	1	0	0	0	1-1	24, 93P	JAKUB VORACEK	MASON	20,132
6	4/29/14	NYR	5	2	1	0	0	0	2-1	17P, 17, 26, 17P, 28E	ERIC GUSTAFSSON	MASON	20,137

PHILADELPHIA FLYERS 2013-14 POSTSEASON GAME-BY-GAME SUMMARY: ROAD

GAME NO.	DATE	OPPONENT	GF	GA	W	L	OT	PTS	RECORD	FLYERS GOALSCORERS	WINNING GOAL	WINNING GOALTENDER	ATTEND.
1	4/17/14	NYR	1	4	0	1	0	0	0-1	47	BRAD RICHARDS	LUNDQVIST	18,006
2	4/20/14	NYR	4	2	1	0	0	0	1-1	93, 42P, 22, 17P/E	LUKE SCHENN	EMERY	18,006
5	4/27/14	NYR	2	4	0	1	0	0	1-2	40P, 28	DOMINIC MOORE	LUNDQVIST	18,006
7	4/30/14	NYR	1	2	0	1	0	0	1-3	42	BENOIT POULIOT	LUNDQVIST	18,006

2014 FLYERS STANLEY CUP PLAYOFF SCORING

POS	NO.	PLAYER	GP	TOI	G	A	PTS	+/-	PIM	PP	SH	GW	OT	S	PCTG	
R	28	CLAUDE GIROUX	7	19:23	2	4	6	2	2	0	0	0	0	16	12.5	
R	17	WAYNE SIMMONDS	7	15:23	4	1	5	2	20	3	0	0	0	16	25.0	
R	93	JAKUB VORACEK	7	16:57	2	2	4	1	4	1	0	1	0	14	14.3	
R	42	JASON AKESON	7	12:59	2	1	3	2	4	1	0	0	0	11	18.2	
D	32	MARK STREIT	7	19:59	1	2	3	0	0	0	0	0	0	4	25.0	
R	24	MATT READ	7	19:04	1	2	3	3	4	0	0	0	0	11	9.1	
L	19	SCOTT HARTNELL	7	16:51	0	3	3	0	6	0	0	0	0	19	.0	
D	5	BRAYDON COBURN	7	21:11	0	3	3	6	4	0	0	0	0	10	.0	
C	10	BRAYDEN SCHENN	7	14:12	0	3	3	2	8	0	0	0	0	8	.0	
C	40	VINCENT LECAVALIER	7	10:41	1	1	2	5	2	1	0	0	0	9	11.1	
D	47	ANDREW MACDONALD	7	22:36	1	1	2	2	8	0	0	0	0	6	16.7	
D	26	ERIK GUSTAFSSON	2	17:09	1	0	1	0	2	0	0	1	0	5	20.0	
D	22	LUKE SCHENN	7	17:21	1	0	1	1	0	0	0	1	0	12	8.3	
D	44	KIMMO TIMONEN	7	20:01	0	1	1	2	4	0	0	0	0	6	.0	
R	18	ADAM HALL	7	10:01	0	1	1	0	7	0	0	0	0	6	.0	
L	12	MICHAEL RAFFL	7	12:35	0	1	1	1	0	0	0	0	0	6	.0	
D	75	HAL GILL	1	12:02	0	0	0	2	0	0	0	0	0	1	.0	
G	29	RAY EMERY	3	57:23	0	0	0	0	0	0	0	0	0	0	.0	
D	8	NICKLAS GROSSMANN	4	16:23	0	0	0	0	2	0	0	0	0	1	.0	
G	35	STEVE MASON	5	48:44	0	0	0	0	0	0	0	0	0	0	.0	
C	36	ZAC RINALDO	7	6:51	0	0	0	2	4	0	0	0	0	7	.0	
C	14	SEAN COUTURIER	7	19:35	0	0	0	3	6	0	0	0	0	11	.0	
SW#		GOALTENDER	GPI	MIN	AVG	W	L	OT	EN	SO	GA	SA	SV %	G	A	PIM
35		STEVE MASON	5	244	1.97	2	2	-	1	0	8	131	.939	0	0	0
29		RAY EMERY	3	172	3.49	1	2	-	0	0	10	89	.888	0	0	0
PHI GOALTENDING TOTALS			7	420	2.71	3	4	-	1	0	19	221	.914			

FLYERS VS. ANAHEIM DUCKS

2013 – 14 RESULTS: WON – 0; LOST – 2; OTL – 0

DATE	GAME NO.	FLYERS GOALSCORERS	GOALTENDERS	WINNING GOAL
10-29-13	11	ANAHEIM 3 AT FLYERS 2	MASON (L)/HILLER (W)	PALMIERI
1-30-14	55	FLYERS 3 AT ANAHEIM 5	MASON (L)/ANDERSEN (W)	WINNIK

	GP	W	L	OT	PTS	GF	GA	SO	PPG	SHG	PIM
FLYERS	2	0	2	0	0	5	8	0	2	0	11
ANAHEIM	2	2	0	0	4	8	5	0	0	1	17

GOALS BY PERIOD:	1ST	2ND	3RD	OT	TOTAL	SHOTS BY PERIOD:	1ST	2ND	3RD	OT	TOTAL
FLYERS	3	0	2	0	5	FLYERS	25	16	17	0	58
ANAHEIM	2	2	4	0	8	ANAHEIM	15	23	27	0	65

INDIVIDUAL SCORING:

FLYERS	GP	G	A	TP	+/-	PIM	PP	SH	BOSTON	GP	G	A	TP	+/-	PIM	PP	SH
MATT READ	2	2	1	3	2	0	0	0	KYLE PALMIERI	2	2	1	3	2	0	0	0
VINCENT LECVA依LIER	2	2	0	2	-5	0	2	0	RYAN GETZLAF	2	1	2	3	1	7	0	0
WAYNE SIMMONDS	2	0	2	2	-3	2	0	0	ANDREW COGLIANO	2	1	1	2	4	0	0	0
MICHAEL RAFFL	2	1	0	1	0	0	0	0	SAKU KOIVU	1	1	1	2	2	0	0	0
SEAN COUTURIER	2	0	1	1	1	0	0	0	PATRICK MAROON	2	1	0	1	0	0	0	0
CLAUDE GIROUX	2	0	1	1	-4	2	0	0	COREY PERRY	2	1	0	1	0	0	0	0
NICKLAS GROSSMANN	2	0	1	1	-1	0	0	0	DANIEL WINNIK	2	1	0	1	3	0	0	1
LUKE SCHENN	2	0	1	1	0	0	0	0	FRANCOIS BEAUCHEMIN	2	0	1	1	2	0	0	0
MARK STREIT	2	0	1	1	-2	0	0	0	NICK BONINO	2	0	1	1	2	2	0	0
STEVE DOWNIE	1	0	1	1	-1	7	0	0	CAM FOWLER	2	0	1	1	3	0	0	0
ERIK GUSTAFSSON	1	0	1	1	2	0	0	0	HAMPUS LINDHOLM	2	0	1	1	1	2	0	0
BRAYDON COBURN	2	0	0	0	-2	0	0	0	MATHIEU PERREAULT	2	0	1	1	0	2	0	0
SCOTT HARTNELL	2	0	0	0	-3	0	0	0	SAMI VATANEN	1	0	1	1	1	0	0	0
ZAC RINALDO	2	0	0	0	0	0	0	0	BEN LOVEJOY	2	0	0	0	3	0	0	0
BRAYDEN SCHENN	2	0	0	0	-2	0	0	0	TEEMU SELANNE	2	0	0	0	0	0	0	0
KIMMO TIMONEN	2	0	0	0	-4	0	0	0	BRYAN ALLEN	1	0	0	0	1	0	0	0
JAKUB VORACEK	2	0	0	0	-2	0	0	0	MATT BELESKEY	1	0	0	0	-1	2	0	0
ADAM HALL	1	0	0	0	1	0	0	0	EMERSON ETEM	1	0	0	0	0	0	0	0
ANDREJ MESZAROS	1	0	0	0	-1	0	0	0	MARK FISTRIC	1	0	0	0	0	2	0	0
JAY ROSEHILL	1	0	0	0	-1	0	0	0	PETER HOLLAND	1	0	0	0	0	0	0	0
MAXIME TALBOT	1	0	0	0	-1	0	0	0	DUSTIN PENNER	1	0	0	0	1	0	0	0
									LUCA SBISA	1	0	0	0	-1	0	0	0
									DEVANTE SMITH-PELLEY	1	0	0	0	0	0	0	0

GOALTENDING RECORD:

FLYERS	GP	MIN	GA	AVG	EN	SO	W	L	OT	SHOTS	SAVE %
STEVE MASON	2	116	7	3.61	1	0	0	2	0	64	.891
TEAM TOTALS	2	116	7	3.61	1	0	0	2	0	64	.891

ANAHEIM	GP	MIN	GA	AVG	EN	SO	W	L	OT	SHOTS	SAVE %
JONAS HILLER	1	59	2	2.02	0	0	1	0	0	28	.929
FREDERIK ANDERSEN	1	60	3	3.00	0	0	1	0	0	30	.900
TEAM TOTALS	2	119	5	2.52	0	0	2	0	0	58	.914

POWER PLAY	FLYERS	HOME	AWAY	ANAHEIM	HOME	AWAY
	2 FOR 7	1 FOR 3	1 FOR 4	0 FOR 3	0 FOR 1	0 FOR 2
	28.6%	33.3%	25.0%	0.0%	0.0%	0.0%

PENALTY KILLING	FLYERS	HOME	AWAY	ANAHEIM	HOME	AWAY
	3 FOR 3	2 FOR 2	1 FOR 1	5 FOR 7	3 FOR 4	2 FOR 3
	100%	100%	100%	71.4%	75.0%	66.7%

FLYERS VS. BOSTON BRUINS

2013 - 14 RESULTS: WON - 0; LOST - 2; OTL - 1

DATE	GAME NO.	FLYERS GOALSCORERS	GOALTENDERS	WINNING GOAL
1-25-14	53	BOSTON 6 AT FLYERS 1 28P	MASON (L)/RASK (W)	IGINLA
03-30-14	74	BOSTON 4 AT FLYERS 3 (SO) 40, 44, 40	MASON (OT)/RASK (W)	SMITH
04-05-14	77	FLYERS 2 AT BOSTON 5 17P, 37	EMERY (L)/RASK (W)	BOYCHUK

	GP	W	L	OT	PTS	GF	GA	SO	PPG	SHG	PIM
FLYERS	3	0	2	1	1	6	14	0	2	0	36
BOSTON	3	3	0	0	6	14	6	0	4	0	38

GOALS BY PERIOD:	1ST	2ND	3RD	OT	TOTAL	SHOTS BY PERIOD:	1ST	2ND	3RD	OT	TOTAL
FLYERS	2	2	2	0	6	FLYERS	32	34	30	8	104
BOSTON	4	5	5	0	14	BOSTON	27	38	39	1	105

INDIVIDUAL SCORING:

FLYERS	GP	G	A	TP	+/-	PIM	PP	SH	BOSTON	GP	G	A	TP	+/-	PIM	PP	SH
KIMMO TIMONEN	3	1	2	3	1	0	0	0	DAVID KREJCI	3	1	5	6	4	0	0	0
JAKUB VORACEK	3	0	3	3	-1	0	0	0	JAROME IGINLA	2	2	3	5	1	5	1	0
VINCENT LECALAVALIER	3	2	0	2	0	0	0	0	ZENO CHARA	3	3	1	4	3	4	3	0
CLAUDE GIROUX	3	1	1	2	-3	4	1	0	MILAN LUCIC	3	2	2	4	3	2	0	0
ANDREW SIMMONDS	3	1	0	1	-1	0	1	0	LOUI ERIKSSON	3	0	4	4	2	0	0	0
JAY ROSEHILL	2	1	0	1	1	7	0	0	PATRICE BERGERON	3	2	1	3	3	2	0	0
ADAM HALL	3	0	1	1	2	2	0	0	TOREY KRUG	2	0	3	3	2	2	0	0
MICHAEL RAFFL	3	0	1	1	-2	0	0	0	REILLY SMITH	3	1	1	2	4	0	0	0
MARK STREIT	3	0	1	1	-6	0	0	0	BRAD MARCHAND	3	0	2	2	4	0	0	0
ANDREW MACDONALD	2	0	1	1	0	0	0	0	JOHNNY BOYCHUK	3	1	0	1	0	5	0	0
BRAYDON COBURN	3	0	0	0	0	0	0	0	CHRIS KELLY	2	1	0	1	0	2	0	0
SEAN COUTURIER	3	0	0	0	-5	0	0	0	ANDREJ MESZAROS	2	1	0	1	0	0	0	0
NICKLAS GROSSMANN	3	0	0	0	-6	6	0	0	MATT BARTKOWSKI	3	0	1	1	1	0	0	0
SCOTT HARTNELL	3	0	0	0	-2	7	0	0	DOUGIE HAMILTON	3	0	1	1	5	4	0	0
MATT READ	3	0	0	0	-5	0	0	0	GREGORY CAMPBELL	3	0	0	0	-1	5	0	0
BRAYDEN SCHENN	3	0	0	0	-1	0	0	0	DANIEL PAILLE	3	0	0	0	-1	0	0	0
LUKE SCHENN	3	0	0	0	-1	5	0	0	CARL SODERBERG	3	0	0	0	0	0	0	0
ZAC RINALDO	2	0	0	0	-1	5	0	0	SHAWN THORNTON	3	0	0	0	-1	5	0	0
ERIK GUSTAFSSON	1	0	0	0	0	0	0	0	JORDAN CARON	2	0	0	0	0	0	0	0
TYE MCGINN	1	0	0	0	0	0	0	0	KEVAN MILLER	2	0	0	0	1	2	0	0
CHRIS VANDEVELDE	1	0	0	0	0	0	0	0									

GOALTEENDING RECORD:

FLYERS	GP	MIN	GA	AVG	EN	SO	W	L	OT	SHOTS	SAVE %
RAY EMERY	2	86	6	4.17	1	0	0	1	0	55	.891
STEVE MASON	2	97	7	4.32	0	0	0	1	1	49	.857
TEAM TOTALS	3	183	14	4.26	1	0	0	2	1	104	.865

BOSTON	GP	MIN	GA	AVG	EN	SO	W	L	OT	SHOTS	SAVE %
TUUKKA RASK	3	185	6	1.95	0	0	3	0	0	104	.942
TEAM TOTALS	3	185	6	1.95	0	0	3	0	0	104	.942

POWER PLAY

FLYERS	2 FOR	9	22.2%	BOSTON	4 FOR	8	50.0%
HOME	1 FOR	6	16.7%	HOME	0 FOR	1	0.0%
AWAY	1 FOR	3	33.3%	AWAY	4 FOR	7	57.1%

PENALTY KILLING

FLYERS	4 FOR	8	50.0%	BOSTON	7 FOR	9	77.8%
HOME	3 FOR	7	42.9%	HOME	2 FOR	3	66.7%
AWAY	1 FOR	1	100%	AWAY	5 FOR	6	83.3%

FLYERS VS. BUFFALO SABRES

2013-14 RESULTS: WON - 3; LOST - 0; OT - 0

DATE	GAME NO.	FLYERS GOALSCORERS	GOALTENDERS	WINNING GOAL
11-21-13	27	24,24,40P,19E	EMERY(W)/MILLER(L)	READ
1-14-14	47	93P,10,19P,40	MASON(W)/ENROTH(L)	LECAVALIER
4-6-14	78	24,36,10P,40,10	MASON(W)/LIEUWEN(L)	B. SCHENN

	GP	W	L	OT	PTS	GF	GA	SO	PPG	SHG	PIM
FLYERS	3	3	0	0	6	13	6	0	4	0	48
BUFFALO	3	0	3	0	0	6	13	0	2	0	36

GOALS BY PERIOD:	1ST	2ND	3RD	OT	TOTAL	SHOTS BY PERIOD:	1ST	2ND	3RD	OT	TOTAL
FLYERS	1	6	6	0	13	FLYERS	32	46	38	0	116
BUFFALO	2	0	4	0	6	BUFFALO	20	20	28	0	68

INDIVIDUAL SCORING:

FLYERS	GP	G	A	TP	+/-	PIM	PP	SH	BUFFALO	GP	G	A	TP	+/-	PIM	PP	SH
MATT READ	3	3	2	5	5	0	0	0	CODY HODGSON	3	2	2	4	-1	2	1	0
VINCENT LECAVALIER	3	3	1	4	-1	2	1	0	TYLER ENNIS	3	1	2	3	-3	0	0	0
SCOTT HARTNELL	3	2	2	4	2	4	1	0	MATT D'AGOSTINI	2	1	2	3	1	0	0	0
MARK STREIT	3	0	4	4	2	2	0	0	CHRISTIAN EHRHOFF	3	0	2	2	-2	2	0	0
BRAYDEN SCHENN	3	3	0	3	1	0	1	0	STEVE OTT	2	0	2	2	-1	0	0	0
SEAN COUTURIER	3	0	3	3	5	2	0	0	MIKE WEBER	3	1	0	1	-2	2	0	0
WAYNE SIMMONDS	3	0	3	3	1	0	0	0	TYLER MYERS	1	1	0	1	-1	4	1	0
JAKUB VORACEK	3	1	1	2	-1	0	1	0	VILLE LEINO	3	0	1	1	-2	2	0	0
CLAUDE GIROUX	3	0	2	2	-1	2	0	0	MATT MOULSON	2	0	1	1	-2	0	0	0
STEVE DOWNIE	1	0	2	2	2	0	0	0	ZEMGUS GIRGENSONS	3	0	0	0	-2	0	0	0
ZAC RINALDO	2	1	0	1	2	26	0	0	JAMIE MCBAIN	3	0	0	0	0	4	0	0
ADAM HALL	3	0	1	1	0	2	0	0	LUKE ADAM	2	0	0	0	-1	0	0	0
KIMMO TIMONEN	3	0	1	1	2	0	0	0	MATT ELLIS	2	0	0	0	0	0	0	0
ANDREJ MESZAROS	1	0	1	1	0	2	0	0	BRIAN FLYNN	2	0	0	0	-1	2	0	0
BRAYDON COBURN	3	0	0	0	4	0	0	0	MARCUS FOLIGNO	2	0	0	0	0	0	0	0
NICKLAS GROSSMANN	3	0	0	0	1	2	0	0	BRAYDEN MCNABB	2	0	0	0	0	1	2	0
JAY ROSEHILL	3	0	0	0	-1	4	0	0	JOHN SCOTT	2	0	0	0	-1	0	0	0
LUKE SCHENN	3	0	0	0	0	0	0	0	CORY CONACHER	1	0	0	0	-1	0	0	0
MICHAEL RAFFL	2	0	0	0	1	0	0	0	NICOLAS DESLAURIERS	1	0	0	0	-1	0	0	0
ERIK GUSTAFSSON	1	0	0	0	1	0	0	0	MIKHAIL GRIGORENKO	1	0	0	0	0	0	0	0
ANDREW MACDONALD	1	0	0	0	0	0	0	0	ZENON KONOPKA	1	0	0	0	0	4	0	0
CHRIS VANDEVELDE	1	0	0	0	0	0	0	0	JOHAN LARSSON	1	0	0	0	1	2	0	0
									JAKE MCCABE	1	0	0	0	-3	0	0	0
									CODY MCCORMICK	1	0	0	0	0	2	0	0
									LINUS OMARK	1	0	0	0	1	0	0	0
									MARK PYSYK	1	0	0	0	1	2	0	0
									RASMUS RISTOLAINEN	1	0	0	0	0	0	0	0
									CHAD RUHWEDEL	1	0	0	0	-2	0	0	0
									DREW STAFFORD	1	0	0	0	-2	0	0	0
									ALEXANDER SULZER	1	0	0	0	-1	2	0	0
									HENRIK TALLINDER	1	0	0	0	-1	2	0	0

GOALTENDING RECORD:

FLYERS	GP	MIN	GA	AVG	EN	SO	W	L	OT	SHOTS	SAVE %
STEVE MASON	2	119	5	2.51	0	0	2	0	0	38	.868
RAY EMERY	1	60	1	1.00	0	0	1	0	0	30	.967
TEAM TOTALS	3	179	6	2.01	0	0	3	0	0	68	.912

BUFFALO	GP	MIN	GA	AVG	EN	SO	W	L	OT	SHOTS	SAVE %
RYAN MILLER	1	59	3	3.06	1	0	0	1	0	45	.933
JHONAS ENROTH	1	60	4	4.01	0	0	0	1	0	33	.879
NATHAN LIEUWEN	1	60	5	5.04	0	0	0	1	0	37	.865
TEAM TOTALS	3	179	12	4.02	1	0	0	1	0	115	.896

POWER PLAY:

FLYERS	4	FOR	17	23.5%	BUFFALO	2	FOR	15	13.3%
HOME	2	FOR	11	18.2%	HOME	0	FOR	4	0.0%
AWAY	2	FOR	6	33.3%	AWAY	2	FOR	11	18.2%

PENALTY KILLING

FLYERS	13	FOR	15	86.7%	BUFFALO	13	FOR	17	76.5%
HOME	4	FOR	4	100%	HOME	9	FOR	11	81.8%
AWAY	9	FOR	11	81.8%	AWAY	4	FOR	6	66.7%

FLYERS VS. CALGARY FLAMES

2013 - 14 RESULTS: WON - 2; LOST - 0; OTL - 0

DATE	GAME NO.	FLYERS	FLYERS GOALSCORERS	GOALTENDERS	WINNING GOAL
12-31-13	40	FLYERS 4 AT CALGARY 1	32, 10, 19, 5S	EMERY(W)/BERRA(L)	B. SCHENN
2-8-14	59	CALGARY 1 AT FLYERS 2	10, 19	EMERY(W)/BERRA(L)	HARTNELL

	GP	W	L	OT	PTS	GF	GA	SO	PPG	SHG	PIM
FLYERS	2	2	0	0	4	6	2	0	0	1	10
CALGARY	2	0	2	0	0	2	6	0	0	0	8

GOALS BY PERIOD:	1ST	2ND	3RD	OT	TOTAL	SHOTS BY PERIOD:	1ST	2ND	3RD	OT	TOTAL
FLYERS	1	2	3	0	6	FLYERS	21	11	12	0	44
CALGARY	0	1	1	0	2	CALGARY	15	22	20	0	57

INDIVIDUAL SCORING:

FLYERS	GP	G	A	TP	+/-	PIM	PP	SH	CALGARY	GP	G	A	TP	+/-	PIM	PP	SH
BRAYDEN SCHENN	2	2	2	4	3	0	0	0	SEAN MONAHAN	2	1	0	1	-2	0	0	0
WAYNE SIMMONDS	2	0	3	3	3	0	0	0	MATT STAJAN	2	1	0	1	-1	0	0	0
SCOTT HARTNELL	2	2	0	2	4	0	0	0	JOE COLBORNE	2	0	1	1	-3	0	0	0
ANDREJ MESZAROS	2	0	2	2	3	0	0	0	PAUL BYRON	1	0	1	1	-1	0	0	0
BRAYDON COBURN	2	1	0	1	0	2	0	1	TJ GALIARDI	1	0	1	1	0	0	0	0
MARK STREIT	2	1	0	1	1	2	0	0	MIKAEL BACKLUND	2	0	0	0	-1	2	0	0
SEAN COUTURIER	2	0	1	1	-1	0	0	0	LANCE BOUMA	2	0	0	0	-1	0	0	0
CLAUDE GIROUX	2	0	1	1	1	0	0	0	TJ BRODIE	2	0	0	0	-1	0	0	0
LUKE SCHENN	2	0	1	1	4	0	0	0	CHRIS BUTLER	2	0	0	0	0	0	0	0
JAKUB VORACEK	2	0	1	1	1	0	0	0	MIKE CAMMALLERI	2	0	0	0	-3	0	0	0
STEVE DOWNIE	2	0	0	0	0	0	0	0	MARK GIORDANO	2	0	0	0	-2	0	0	0
NICKLAS GROSSMANN	2	0	0	0	1	4	0	0	JIRI HUDLER	2	0	0	0	-1	0	0	0
ADAM HALL	2	0	0	0	1	0	0	0	DAVID JONES	2	0	0	0	-1	0	0	0
VINCENT LECAVALIER	2	0	0	0	0	0	0	0	BRIAN MCGRATTAN	2	0	0	0	0	2	0	0
MICHAEL RAFFL	2	0	0	0	0	0	0	0	LADISLAV SMID	2	0	0	0	1	0	0	0
MATT READ	2	0	0	0	-1	0	0	0	LEE STEPNIAK	2	0	0	0	0	0	0	0
ZAC RINALDO	2	0	0	0	-1	2	0	0	KEVIN WESTGARTH	2	0	0	0	0	0	0	0
KIMMO TIMONEN	2	0	0	0	0	0	0	0	SHANE O'BRIEN	1	0	0	0	-2	2	0	0
									KRIS RUSSELL	1	0	0	0	0	2	0	0
									DEREK SMITH	1	0	0	0	-2	0	0	0
									DENNIS WIDEMAN	1	0	0	0	-1	0	0	0

GOALTENDING RECORD:

FLYERS	GP	MIN	GA	AVG	EN	SO	W	L	OT	SHOTS	SAVE %
RAY EMERY	2	120	2	1.00	0	0	2	0	0	57	.965
TEAM TOTALS	2	120	2	1.00	0	0	2	0	0	57	.965

CALGARY	GP	MIN	GA	AVG	EN	SO	W	L	OT	SHOTS	SAVE %
RETO BERRA	2	116	5	2.58	1	0	0	2	0	43	.884
TEAM TOTALS	2	116	5	2.58	1	0	0	2	0	43	.884

POWER PLAY:

FLYERS	0 FOR	3	0.0%	CALGARY	0 FOR	4	0.0%
HOME	0 FOR	2	0.0%	HOME	0 FOR	2	0.0%
AWAY	0 FOR	1	0.0%	AWAY	0 FOR	2	0.0%

PENALTY KILLING

FLYERS	4 FOR	4	100%	CALGARY	3 FOR	3	100%
HOME	2 FOR	2	100%	HOME	1 FOR	1	100%
AWAY	2 FOR	2	100%	AWAY	2 FOR	2	100%

FLYERS VS. CAROLINA HURRICANES

2013-14 RESULTS: WINS – 0; LOSES – 2; OT – 2

DATE	GAME NO.	FLYERS 1 AT CAROLINA 2	FLYERS GOALSCORERS	GOALTENDERS	WINNING GOAL
10-06-13	3	FLYERS 1 AT CAROLINA 2	22	MASON(L)/KHUODOBIN(W)	MALHOTRA
11-05-13	14	FLYERS 1 AT CAROLINA 2	19P	MASON(L)/PETERS(W)	DVORAK
01-22-14	51	CAROLINA 3 AT FLYERS 2 (OT)	28, 19P	MASON(L)/KHUODOBIN(W)	TLUSTY
04-13-14	82	CAROLINA 6 AT FLYERS 5 (SO)	24, 44P, 17, 14, 17	HEETER(L)/ KHUODOBIN (W)	STAAL

	GP	W	L	OT	PTS	GF	GA	SO	PPG	SHG	PIM
FLYERS	4	0	2	2	2	9	12	0	3	0	43
CAROLINA	4	4	0	0	8	12	9	0	1	0	24

GOALS BY PERIOD:	1ST	2ND	3RD	OT	TOTAL	SHOTS BY PERIOD:	1ST	2ND	3RD	OT	TOTAL
FLYERS	1	5	3	0	9	FLYERS	32	42	37	4	115
CAROLINA	5	3	3	1	12	CAROLINA	48	42	46	6	142

INDIVIDUAL SCORING:

FLYERS	GP	G	A	TP	+/-	PIM	PP	SH	CAROLINA	GP	G	A	TP	+/-	PIM	PP	SH
MATT READ	3	2	4	6	4	0	0	0	ERIC STAAL	3	2	2	4	0	0	0	0
CLAUDE GIROUX	4	1	3	4	-2	0	0	0	JIRI TLUSTY	4	1	4	5	3	0	0	0
WAYNE SIMMONDS	4	2	1	3	2	2	0	0	ERIC STAAL	4	2	2	4	2	0	0	0
KIMMO TIMONEN	4	1	2	3	-2	2	1	0	JEFF SKINNER	3	2	2	4	1	0	1	0
SCOTT HARTNELL	4	2	0	2	-1	15	2	0	JUSTIN FAULK	4	0	3	3	0	0	0	0
MARK STREIT	4	0	2	2	3	6	0	0	MANNY MALHOTRA	3	2	0	2	4	0	0	0
JAKUB VORACEK	4	0	2	2	-1	2	0	0	MIKE KOMISAREK	2	0	2	2	2	0	0	0
SEAN COUTURIER	4	1	0	1	-3	4	0	0	RADEK DVORAK	4	1	0	1	3	0	0	0
MATT READ	4	1	0	1	-2	0	0	0	NATHAN GERBE	4	1	0	1	1	4	0	0
LUKE SCHENN	3	1	0	1	-2	0	0	0	JAY HARRISON	4	1	0	1	4	2	0	0
TYE MCGINN	2	0	1	1	1	0	0	0	JORDAN STAAL	4	1	0	1	1	2	0	0
MICHAEL RAFFL	2	0	1	1	-1	2	0	0	ALEXANDER SEMIN	3	1	0	1	2	6	0	0
JASON AKESON	1	0	1	1	1	0	0	0	RON HAINSEY	4	0	1	1	1	4	0	0
KRIS NEWBURY	1	0	1	1	1	0	0	0	ELIAS LINDHOLM	4	0	1	1	-3	0	0	0
BRAYDON COBURN	4	0	0	0	-7	0	0	0	RILEY NASH	4	0	1	1	1	2	0	0
ADAM HALL	4	0	0	0	-3	0	0	0	ANDREJ SEKERA	3	0	1	1	1	0	0	0
VINCENT LÉCAVALIER	4	0	0	0	-1	2	0	0	RYAN MURPHY	2	0	1	1	3	0	0	0
BRAYDEN SCHENN	4	0	0	0	-1	4	0	0	ANDREI LOKTIONOV	1	0	1	1	1	0	0	0
NICKLAS GROSSMANN	3	0	0	0	-1	2	0	0	PATRICK DWYER	4	0	0	0	1	0	0	0
ANDREJ MESZAROS	3	0	0	0	-2	2	0	0	BRETT BELLEMORE	3	0	0	0	0	2	0	0
HAL GILL	2	0	0	0	1	0	0	0	DRAYSON BOWMAN	3	0	0	0	0	0	0	0
ZAC RINALDO	2	0	0	0	-2	0	0	0	JOHN-MICHAEL LILES	2	0	0	0	-2	0	0	0
STEVE DOWNIE	1	0	0	0	0	0	0	0	TUOMO RUUTU	2	0	0	0	0	2	0	0
ERIK GUSTAFSSON	1	0	0	0	0	0	0	0	BRETT SUTTER	1	0	0	0	-1	0	0	0
JAY ROSEHILL	1	0	0	0	-2	0	0	0									
MAXIME TALBOT	1	0	0	0	1	0	0	0									
CHRIS VANDEVELDE	1	0	0	0	0	0	0	0									

GOALTENDING RECORD:

FLYERS	GP	MIN	GA	AVG	EN	SO	W	L	OT	SHOTS	SAVE %
STEVE MASON	3	180	7	2.34	0	0	0	2	1	104	.933
CALVIN HEETER	1	64	5	4.69	0	0	0	0	1	38	.868
TEAM TOTALS	4	244	12	2.95	0	0	0	2	2	142	.916

CAROLINA	GP	MIN	GA	AVG	EN	SO	W	L	OT	SHOTS	SAVE %
ANTON KHUODOBIN	3	185	8	2.60	0	0	3	0	0	86	.907
JUSTIN PETERS	1	62	1	0.97	0	0	1	0	0	29	.966
TEAM TOTALS	4	247	9	2.19	0	0	4	0	0	115	.922

POWER PLAY:

FLYERS	3 FOR	10	30.0%	CAROLINA	1 FOR	14	7.1%
HOME	2 FOR	4	50.0%	HOME	0 FOR	8	0.0%
AWAY	1 FOR	6	16.7%	AWAY	1 FOR	6	16.7%

PENALTY KILLING

FLYERS	13 FOR	14	92.9%	CAROLINA	7 FOR	10	70.0%
HOME	5 FOR	6	83.3%	HOME	5 FOR	6	83.3%
AWAY	8 FOR	8	100.0%	AWAY	2 FOR	4	50.0%

FLYERS VS. CHICAGO BLACKHAWKS

2013-14 RESULTS: WON - 1; LOST - 1; OT - 0

DATE	GAME NO.	FLYERS	GOALSCORERS	GOALTENDERS	WINNING GOAL
12-11-13	31	FLYERS 2 AT CHICAGO 7	93P, 9P	MASON/EMERY(L)/RAANTA(W)	HANDZUS
3-18-14	68	CHICAGO 2 AT FLYERS 3	5, 28, 32	EMERY(W)/RAANTA(L)	GIROUX

	GP	W	L	OT	PTS	GF	GA	SO	PPG	SHG	PIM
FLYERS	2	1	1	0	2	5	9	0	2	0	57
CHICAGO	2	1	1	0	2	9	5	0	2	1	57

GOALS BY PERIOD:	1ST	2ND	3RD	OT	TOTAL	SHOTS BY PERIOD:	1ST	2ND	3RD	OT	TOTAL
FLYERS	3	1	0	1	5	FLYERS	24	13	27	3	67
CHICAGO	2	5	2	0	9	CHICAGO	13	22	11	2	48

INDIVIDUAL SCORING:

FLYERS	GP	G	A	TP	+/-	PIM	PP	SH	CHICAGO	GP	G	A	TP	+/-	PIM	PP	SH
CLAUDE GIROUX	2	1	2	3	0	0	0	0	PATRICK SHARP	2	1	3	4	-1	0	1	0
SCOTT HARTNELL	2	2	0	2	-1	4	0	0	MARIAN HOSSA	2	0	4	4	3	2	0	0
MARK STREIT	2	0	2	2	-1	0	0	0	MICHAL HANDZUS	2	1	2	3	3	0	0	1
STEVE DOWNIE	2	1	0	1	-2	0	1	0	DUNCAN KEITH	2	2	0	2	3	0	1	0
JAKUB VORACEK	2	1	0	1	-2	0	1	0	ANDREW SHAW	2	2	0	2	0	2	0	0
BRAYDON COBURN	2	0	1	1	0	10	0	0	JONATHAN TOEWS	2	1	1	2	2	0	0	0
MATT READ	2	0	1	1	-2	0	0	0	KRIS VERSTEEG	2	1	1	2	2	0	0	0
BRAYDEN SCHENN	2	0	1	1	-1	0	0	0	PATRICK KANE	2	0	2	2	0	0	0	0
KIMMO TIMONEN	2	0	1	1	0	2	0	0	BRENT SEABROOK	2	1	0	1	3	0	0	0
SEAN COUTURIER	2	0	0	0	-2	0	0	0	BRANDON BOLLIG	2	0	1	1	1	14	0	0
NICKLAS GROSSMANN	2	0	0	0	-3	2	0	0	MARCUS KRUGER	2	0	1	1	0	4	0	0
ADAM HALL	2	0	0	0	0	0	0	0	JOHNNY ODUYA	2	0	1	1	2	0	0	0
MICHAEL RAFFL	2	0	0	0	-1	2	0	0	BRANDON SAAD	1	0	1	1	1	2	0	0
ZAC RINALDO	2	0	0	0	-1	7	0	0	SHELDON BROOKBANK	2	0	0	0	-2	10	0	0
LUKE SCHENN	2	0	0	0	-2	2	0	0	NIKLAS HJALMARSSON	2	0	0	0	3	0	0	0
WAYNE SIMMONDS	2	0	0	0	-2	12	0	0	NICK LEDDY	2	0	0	0	-1	0	0	0
VINCENT LECALVALIER	1	0	0	0	0	0	0	0	BEN SMITH	2	0	0	0	1	0	0	0
ANDREW MACDONALD	1	0	0	0	0	2	0	0	BRYAN BICKELL	1	0	0	0	0	7	0	0
ANDREJ MESZAROS	1	0	0	0	-1	2	0	0	JEREMY MORIN	1	0	0	0	0	14	0	0
JAY ROSEHILL	1	0	0	0	0	12	0	0	PETER REGIN	1	0	0	0	0	0	0	0
ZAC RINALDO	2	0	0	0	-1	7	0	0									

GOALTENDING RECORD:

FLYERS	GP	MIN	GA	AVG	EN	SO	W	L	OT	SHOTS	SAVE %
RAY EMERY	2	106	8	4.55	0	0	1	1	0	43	.814
STEVE MASON	1	19	1	3.17	0	0	0	0	0	5	.800
TEAM TOTALS	3	125	9	4.33	0	0	1	1	0	48	.8125

CHICAGO	GP	MIN	GA	AVG	EN	SO	W	L	OT	SHOTS	SAVE %
ANTTI RAANTA	2	125	5	2.41	0	0	1	0	1	67	.925
TEAM TOTALS	2	125	5	2.41	0	0	1	0	1	67	.925

POWER PLAY:

FLYERS	2	FOR	10	20.0%	CHICAGO	2	FOR	10	20.0%
HOME	0	FOR	5	0.0%	HOME	2	FOR	7	28.6%
AWAY	2	FOR	5	40.0%	AWAY	0	FOR	3	0.0%

PENALTY KILLING

FLYERS	8	FOR	10	80.0%	CHICAGO	8	FOR	10	80.0%
HOME	5	FOR	7	71.4%	HOME	5	FOR	5	100%
AWAY	3	FOR	3	100%	AWAY	3	FOR	5	60.0%

FLYERS VS. COLORADO AVALANCHE

2013 – 14 RESULTS: WON – 1; LOST – 1; OTL – 0

DATE	GAME NO.	FLYERS GOALSCORERS	FLYERS GOALSCORERS	GOALTENDERS	WINNING GOAL
1-2-14	41	FLYERS 1 AT COLORADO 2	17	MASON(L)/VARLAMOV(W)	O'REILLY
2-6-14	58	COLORADO 1 AT FLYERS 3	32P, 12, 28	MASON(W)/VARLAMOV(L)	RAFFL

	GP	W	L	OT	PTS	GF	GA	SO	PPG	SHG	PIM
FLYERS	2	1	1	0	2	4	3	0	1	0	12
COLORADO	2	1	1	0	2	3	4	0	0	0	27

GOALS BY PERIOD:	1ST	2ND	3RD	OT	TOTAL	SHOTS BY PERIOD:	1ST	2ND	3RD	OT	TOTAL
FLYERS	0	2	2	0	4	FLYERS	21	28	16	0	65
COLORADO	1	1	1	0	3	COLORADO	25	18	17	0	70

INDIVIDUAL SCORING:

FLYERS	GP	G	A	TP	+/-	PIM	PP	SH	COLORADO	GP	G	A	TP	+/-	PIM	PP	SH
WAYNE SIMMONDS	2	1	1	2	1	2	0	0	RYAN O'REILLY	2	1	1	2	0	0	0	0
SEAN COUTURIER	2	0	2	2	1	6	0	0	GABRIEL LANDESKOG	2	0	2	2	1	2	0	0
CLAUDE GIROUX	2	1	0	1	1	0	0	0	NATHAN MACKINNON	2	1	0	1	0	0	0	0
MICHAEL RAFFL	2	1	0	1	1	0	0	0	JAMIE MCGINN	2	1	0	1	0	0	0	0
MARK STREIT	2	1	0	1	-1	0	1	0	MATT DUCHENE	2	0	1	1	-1	0	0	0
BRAYDON COBURN	2	0	1	1	1	0	0	0	ERIK JOHNSON	2	0	1	1	1	0	0	0
STEVE DOWNIE	2	0	1	1	0	0	0	0	ANDRE BENOIT	2	0	0	0	-1	0	0	0
SCOTT HARTNELL	2	0	1	1	1	2	0	0	PATRICK BORDELEAU	2	0	0	0	0	15	0	0
VINCENT LÉCAVALIER	2	0	1	1	-2	0	0	0	MARC-ANDRÉ CLICHE	2	0	0	0	0	0	0	0
ANDREJ MESZAROS	1	0	1	1	0	0	0	0	NATE GUENIN	2	0	0	0	1	0	0	0
NICKLAS GROSSMANN	2	0	0	0	0	0	0	0	JAN HEJDA	2	0	0	0	0	0	0	0
ADAM HALL	2	0	0	0	0	2	0	0	NICK HOLDEN	2	0	0	0	1	0	0	0
ZAC RINALDO	2	0	0	0	-1	0	0	0	CODY MCLEOD	2	0	0	0	0	4	0	0
BRAYDEN SCHENN	2	0	0	0	-1	0	0	0	JOHN MITCHELL	2	0	0	0	0	2	0	0
LUKE SCHENN	2	0	0	0	0	0	0	0	PAUL STASTNY	2	0	0	0	1	0	0	0
KIMMO TIMONEN	2	0	0	0	0	0	0	0	MAXIME TALBOT	2	0	0	0	0	2	0	0
JAKUB VORACEK	2	0	0	0	-1	0	0	0	TYSON BARRIE	1	0	0	0	-1	0	0	0
ERIK GUSTAFSSON	1	0	0	0	0	0	0	0	BRAD MALONE	1	0	0	0	0	0	0	0
MATT READ	1	0	0	0	0	0	0	0	PA PARENTEAU	1	0	0	0	-2	2	0	0
JAY ROSEHILL	1	0	0	0	0	0	0	0	CORY SARICH	1	0	0	0	0	0	0	0

GOALTENDING RECORD:

FLYERS	GP	MIN	GA	AVG	EN	SO	W	L	OT	SHOTS	SAVE %
STEVE MASON	2	118	3	1.52	0	0	1	1	0	70	.957
TEAM TOTALS	2	118	3	1.52	0	0	1	1	0	70	.957

COLORADO	GP	MIN	GA	AVG	EN	SO	W	L	OT	SHOTS	SAVE %
SEMYON VARLAMOV	2	117	3	1.54	1	0	1	1	0	64	.953
TEAM TOTALS	2	117	3	1.54	1	0	1	1	0	64	.953

POWER PLAY:

FLYERS	1	FOR	8	12.5%	COLORADO	0	FOR	5	0.0%
HOME	1	FOR	5	20.0%	HOME	0	FOR	2	0.0%
AWAY	0	FOR	3	0.0%	AWAY	0	FOR	3	0.0%

PENALTY KILLING

FLYERS	5	FOR	5	100%	COLORADO	7	FOR	8	87.5%
HOME	3	FOR	3	100%	HOME	3	FOR	3	100%
AWAY	2	FOR	2	100%	AWAY	4	FOR	5	80.0%

FLYERS VS. COLUMBUS BLUE JACKETS

2013 - 14 RESULTS: WON - 1; LOST - 3; OTL - 0

DATE	GAME NO.	FLYERS GOALSCORERS	GOALTENDERS	WINNING GOAL
12-19-13	35	COLUMBUS 4 AT FLYERS 5	93,5,26,28,28	MASON(W)/MCELHINNEY(L)
12-21-13	36	FLYERS 3 AT COLUMBUS 6	17,14,17	EMERY(L)/MCELHINNEY(W)
1-23-14	52	FLYERS 2 AT COLUMBUS 5	12,40P	EMERY(L)/BOBROVSKY(W)
4-3-14	76	COLUMBUS 2 AT FLYERS 0		MASON(L)/BOBROVSKY(W)

	GP	W	L	OT	PTS	GF	GA	SO	PPG	SHG	PIM
FLYERS	4	1	3	0	2	10	17	0	1	0	39
COLUMBUS	4	3	1	0	6	17	10	0	3	1	43

GOALS BY PERIOD:	1ST	2ND	3RD	OT	TOTAL	SHOTS BY PERIOD:	1ST	2ND	3RD	OT	TOTAL
FLYERS	0	4	6	0	10	FLYERS	40	55	45	0	140
COLUMBUS	3	6	8	0	17	COLUMBUS	38	51	35	0	124

INDIVIDUAL SCORING:

FLYERS	GP	G	A	TP	+/-	PIM	PP	SH	CHICAGO	GP	G	A	TP	+/-	PIM	PP	SH
CLAUDE GIROUX	4	2	3	5	4	2	0	0	BRANDON DUBINSKY	4	2	2	4	1	2	0	0
JAKUB VORACEK	4	1	3	4	2	0	0	0	JAMES WISNIEWSKI	3	1	3	4	1	0	1	0
MARK STREIT	4	0	4	4	3	6	0	0	JACK JOHNSON	4	1	2	3	3	4	0	0
WAYNE SIMMONDS	4	2	1	3	0	2	0	0	ARTEM ANISIMOV	4	0	3	3	3	0	0	0
VINCENT LECHEVALIER	3	1	1	2	-2	0	1	0	FEDOR TYUTIN	4	0	3	3	5	2	0	0
BRAYDON COBURN	4	1	0	1	-5	6	0	0	RYAN MURRAY	3	0	3	3	-2	0	0	0
SEAN COUTURIER	4	1	0	1	-2	2	0	0	NIKITA NIKITIN	3	0	3	3	2	2	0	0
BRAYDEN SCHENN	4	1	0	1	-4	5	0	0	COREY TROPP	3	0	3	3	3	3	0	0
ERIK GUSTAFSSON	2	1	0	1	-1	0	0	0	RYAN JOHANSEN	4	2	0	2	-1	6	0	0
SCOTT HARTNELL	4	0	1	1	1	6	0	0	RJ UMBERGER	4	2	0	2	-3	0	1	0
MICHAEL RAFFL	4	0	1	1	0	0	0	0	CAM ATKINSON	4	1	1	2	3	0	0	1
MATT READ	4	0	1	1	-2	2	0	0	MATT CALVERT	4	1	1	2	0	4	1	0
ANDREJ MESZAROS	1	0	1	1	-1	2	0	0	NICK FOLIGNO	4	1	1	2	-1	9	0	0
ADAM HALL	4	0	0	0	-4	0	0	0	DAVID SAVARD	4	1	1	2	-1	2	0	0
LUKE SCHENN	4	0	0	0	-3	2	0	0	MARK LETESTU	4	0	2	2	0	4	0	0
KIMMO TIMONEN	4	0	0	0	-1	0	0	0	BOONE JENNER	4	1	0	1	4	2	0	0
NICKLAS GROSSMANN	3	0	0	0	1	0	0	0	BLAKE COMEAU	3	1	0	1	2	0	0	0
ZAC RINALDO	3	0	0	0	-2	2	0	0	DEREK MACKENZIE	2	1	0	1	2	0	0	0
CHRIS VANDEVELDE	3	0	0	0	-4	0	0	0	NATHAN HORTON	1	1	0	1	1	4	0	0
STEVE DOWNIE	2	0	0	0	0	-2	0	0	JACK SKILLE	1	1	0	1	0	0	0	0
HAL GILL	1	0	0	0	0	-1	0	0	MARIAN GABORIK	1	0	1	1	1	0	0	0
ANDREW MACDONALD	1	0	0	0	0	0	0	0	JARED BOLL	1	0	0	0	0	0	0	0
TYE MCGINN	1	0	0	0	-1	0	0	0	TIM ERIXON	1	0	0	0	1	2	0	0
									DALTON PROUT	1	0	0	0	0	0	0	0
									NICK SCHULTZ	1	0	0	0	0	0	0	0

GOALTENDING RECORD:

FLYERS	GP	MIN	GA	AVG	EN	SO	W	L	OT	SHOTS	SAVE %
STEVE MASON	2	117	6	3.08	0	0	1	1	0	56	.893
RAY EMERY	2	117	10	5.14	1	0	0	2	0	67	.851
TEAM TOTALS	4	234	16	4.10	1	0	1	3	0	123	.870
COLUMBUS	GP	MIN	GA	AVG	EN	SO	W	L	OT	SHOTS	SAVE %
SERGEI BOBROVSKY	2	120	2	1.00	0	0	2	0	0	65	.969
CURTIS MCELHINNEY	2	119	8	4.05	0	0	1	1	0	75	.893
TEAM TOTALS	4	239	10	2.51	0	0	3	1	0	140	.929

POWER PLAY:

FLYERS	1	FOR	19	5.3%	COLUMBUS	3	FOR	17	17.6%
HOME	0	FOR	8	0.0%	HOME	2	FOR	11	18.2%
AWAY	1	FOR	11	9.09%	AWAY	1	FOR	6	16.7%

PENALTY KILLING

FLYERS	14	FOR	17	82.4%	COLUMBUS	18	FOR	19	94.7%
HOME	5	FOR	6	83.3%	HOME	10	FOR	11	90.9%
AWAY	9	FOR	11	81.8%	AWAY	8	FOR	8	100%

FLYERS VS. DALLAS STARS

2013 – 14 RESULTS: WON – 1; LOST – 1; OTL – 0

DATE	GAME NO.	FLYERS	DALLAS STARS	FLYERS GOALSCORERS	GOALTENDERS	WINNING GOAL
12-7-13	29	FLYERS 1	DALLAS 5	41	MASON (L)/ELLIS (W)	SEGUIN
3-20-14	69	DALLAS 2	FLYERS 4	32, 17P, 17, 12	MASON (W)/THOMAS (L)	SIMMONDS

	GP	W	L	OT	PTS	GF	GA	SO	PPG	SHG	PIM
FLYERS	2	1	1	0	2	5	7	0	1	0	51
DALLAS	2	1	1	0	2	7	5	0	1	1	24

GOALS BY PERIOD:	1ST	2ND	3RD	OT	TOTAL	SHOTS BY PERIOD:	1ST	2ND	3RD	OT	TOTAL
FLYERS	3	0	2	0	5	FLYERS	23	19	15	0	57
DALLAS	0	5	2	0	7	DALLAS	25	30	14	0	69

INDIVIDUAL SCORING:

FLYERS	GP	G	A	TP	+/-	PIM	PP	SH	CHICAGO	GP	G	A	TP	+/-	PIM	PP	SH
WAYNE SIMMONDS	2	2	1	3	2	4	1	0	TYLER SEGUIN	2	3	3	6	4	2	0	0
BRAYDEN SCHENN	2	0	2	2	2	0	0	0	VALERI NICHUSHKIN	2	1	3	4	3	0	0	0
MICHAEL RAFFL	2	1	0	1	1	4	0	0	JAMIE BENN	2	2	1	3	5	0	1	0
MARK STREIT	2	1	0	1	0	0	0	0	ALEX GOLIGOSKI	2	0	3	3	3	0	0	0
ANDREJ MESZAROS	1	1	0	1	-1	0	0	0	CODY EAKIN	2	1	0	1	-1	0	0	1
SEAN COUTURIER	2	0	1	1	-2	12	0	0	ALEX CHIASSON	2	0	1	1	0	0	0	0
CLAUDE GIROUX	2	0	1	1	-2	0	0	0	ANTOINE ROUSSEL	2	0	1	1	-1	0	0	0
SCOTT HARTNELL	2	0	1	1	-2	0	0	0	JORDIE BENN	2	0	0	0	0	6	0	0
KIMMO TIMONEN	2	0	1	1	-1	2	0	0	ERIK COLE	2	0	0	0	-2	0	0	0
JAKUB VORACEK	2	0	1	1	-2	0	0	0	BRENDEN DILLON	2	0	0	0	3	12	0	0
VINCENT LECHEVALIER	1	0	1	1	1	0	0	0	VERNON FIDLER	2	0	0	0	-1	0	0	0
BRAYDON COBURN	2	0	0	0	-1	0	0	0	RYAN GARBUTT	2	0	0	0	-1	4	0	0
STEVE DOWNIE	2	0	0	0	-2	0	0	0	SERGEI GONCHAR	2	0	0	0	-1	0	0	0
NICKLAS GROSSMANN	2	0	0	0	1	0	0	0	RAY WHITNEY	2	0	0	0	0	0	0	0
ADAM HALL	2	0	0	0	0	0	0	0	KEVIN CONNAUTON	1	0	0	0	1	0	0	0
MATT READ	2	0	0	0	-3	0	0	0	TREVOR DALEY	1	0	0	0	-1	0	0	0
ZAC RINALDO	2	0	0	0	0	29	0	0	SHAWN HORCOFF	1	0	0	0	0	0	0	0
LUKE SCHENN	2	0	0	0	-1	0	0	0	CHRIS MUELLER	1	0	0	0	0	0	0	0
ANDREW MACDONALD	1	0	0	0	0	0	0	0	JAMIE OLEKSIK	1	0	0	0	0	0	0	0
JAY ROSEHILL	1	0	0	0	0	0	0	0	RICH PEVERLEY	1	0	0	0	0	0	0	0
									AARON ROME	1	0	0	0	-1	0	0	0
									COLTON SCEVIOUR	1	0	0	0	-1	0	0	0

GOALTENDING RECORD:

FLYERS	GP	MIN	GA	AVG	EN	SO	W	L	OT	SHOTS	SAVE %
STEVE MASON	2	100	6	3.00	0	0	1	1	0	61	.902
RAY EMERY	1	20	1	3.00	0	0	0	0	0	8	.875
TEAM TOTALS	2	120	7	3.50	0	0	1	1	0	69	.899

DALLAS	GP	MIN	GA	AVG	EN	SO	W	L	OT	SHOTS	SAVE %
DAN ELLIS	1	60	1	1.00	0	0	1	0	0	28	.964
TIM THOMAS	1	58	4	4.15	0	0	0	1	0	29	.862
TEAM TOTALS	2	118	5	2.54	0	0	1	1	0	57	.912

POWER PLAY:

FLYERS	1	FOR	7	14.3%	DALLAS	1	FOR	8	12.5%
HOME	1	FOR	2	50.0%	HOME	0	FOR	5	0.0%
AWAY	0	FOR	5	0.0%	AWAY	1	FOR	3	33.3%

PENALTY KILLING

FLYERS	7	FOR	8	87.5%	DALLAS	6	FOR	7	85.7%
HOME	2	FOR	3	66.7%	HOME	5	FOR	5	100%
AWAY	5	FOR	5	100%	AWAY	1	FOR	2	50.0%

FLYERS VS. DETROIT RED WINGS

2013 - 14 RESULTS: WON - 2; LOST - 1; OTL - 0

DATE	GAME NO.	FLYERS	DETROIT	FLYERS GOALSCORERS	DETROIT GOALSCORERS	GOALTENDERS	WINNING GOAL
10-12-13	6	FLYERS 2	AT DETROIT 5	26, 15		EMERY(L)/HOWARD(W)	DATSYUK
12-4-13	28	FLYERS 6	AT DETROIT 3	9P, 24, 28P, 14, 19P, 14		MASON(W)/HOWARD(L)	COUTURIER
1-27-14	54	DETROIT 0	AT FLYERS 5	19P, 19, 18, 28, 14		MASON (W)/GUSTAVSSON(L)	HARTNELL

	GP	W	L	OT	PTS	GF	GA	SO	PPG	SHG	PIM
FLYERS	3	2	1	0	4	13	8	1	4	0	46
DETROIT	3	1	2	0	2	8	13	0	4	0	24

GOALS BY PERIOD:	1ST	2ND	3RD	OT	TOTAL	SHOTS BY PERIOD:	1ST	2ND	3RD	OT	TOTAL
FLYERS	2	4	7	0	13	FLYERS	27	39	30	0	96
DETROIT	2	3	3	0	8	DETROIT	27	36	35	0	98

INDIVIDUAL SCORING:

FLYERS	GP	G	A	TP	+/-	PIM	PP	SH	CHICAGO	GP	G	A	TP	+/-	PIM	PP	SH
SCOTT HARTNELL	2	3	3	6	2	2	2	0	DANIEL ALFREDSSON	3	0	4	4	-1	0	0	0
CLAUDE GIROUX	3	2	4	6	1	0	1	0	HENRIK ZETTERBERG	1	2	1	3	1	0	0	0
SEAN COUTURIER	3	3	2	5	4	2	0	0	NIKLAS KRONWALL	3	1	2	3	-3	0	1	0
MATT READ	3	1	2	3	2	0	0	0	PAVEL DATSYUK	1	1	2	3	1	0	1	0
MARK STREIT	3	0	3	3	2	0	0	0	TOMAS TATAR	2	2	0	2	-2	0	1	0
STEVE DOWNIE	2	1	1	2	2	4	1	0	JOHAN FRANZEN	2	1	0	1	1	0	0	0
ERIK GUSTAFSSON	2	1	1	2	2	0	0	0	TODD BERTUZZI	1	1	0	1	1	0	1	0
MICHAEL RAFFL	3	0	2	2	2	2	0	0	JOAKIM ANDERSSON	3	0	1	1	-1	0	0	0
KIMMO TIMONEN	3	0	2	2	2	2	0	0	DANIEL CLEARY	3	0	1	1	-3	0	0	0
JAKUB VORACEK	3	0	2	2	0	0	0	0	DREW MILLER	3	0	1	1	-3	0	0	0
ADAM HALL	3	1	0	1	1	0	0	0	KYLE QUINCEY	3	0	1	1	0	2	0	0
TYE MCGINN	1	1	0	1	0	2	0	0	GUSTAV NYQUIST	2	0	1	1	0	0	0	0
BRAYDEN SCHENN	3	0	1	1	0	2	0	0	STEPHEN WEISS	2	0	1	1	1	4	0	0
WAYNE SIMMONDS	3	0	1	1	-1	4	0	0	MIKAEL SAMUELSSON	1	0	1	1	0	0	0	0
BRAYDON COBURN	3	0	0	0	1	6	0	0	JUSTIN ABDELKADER	3	0	0	0	-1	2	0	0
NICKLAS GROSSMANN	3	0	0	0	-1	4	0	0	JONATHAN ERICSSON	3	0	0	0	-4	2	0	0
LUKE SCHENN	3	0	0	0	4	4	0	0	BRIAN LASHOFF	3	0	0	0	-2	2	0	0
ZAC RINALDO	2	0	0	0	0	6	0	0	DANNY DEKEYSER	2	0	0	0	0	4	0	0
VINCENT LECALVIER	1	0	0	0	0	0	0	0	LUKE GLENDENING	2	0	0	0	-3	2	0	0
ANDREJ MESZAROS	1	0	0	0	0	0	0	0	DARREN HELM	2	0	0	0	-1	2	0	0
KRIS NEWBURY	1	0	0	0	0	2	0	0	JAKUB KINDL	2	0	0	0	-2	2	0	0
JAY ROSEHILL	1	0	0	0	0	0	0	0	BRENDAN SMITH	2	0	0	0	1	2	0	0
MAXIME TALBOT	1	0	0	0	0	0	0	0	PATRICK EAVES	1	0	0	0	-1	0	0	0
CHRIS VANDEVELDE	1	0	0	0	1	2	0	0	CORY EMMERTON	1	0	0	0	0	0	0	0
									TOMAS JURCO	1	0	0	0	-2	0	0	0
									RILEY SHEAHAN	1	0	0	0	-2	0	0	0
									JORDIN TOOTOO	1	0	0	0	-1	0	0	0

GOALTENDING RECORD:

FLYERS	GP	MIN	GA	AVG	EN	SO	W	L	OT	SHOTS	SAVE %
STEVE MASON	2	120	3	1.50	0	1	2	0	0	68	.956
RAY EMERY	1	59	4	4.08	1	0	0	1	0	29	.862
TEAM TOTALS	3	179	7	2.35	1	1	2	1	0	97	.928
DETROIT	GP	MIN	GA	AVG	EN	SO	W	L	OT	SHOTS	SAVE %
JIMMY HOWARD	2	119	7	3.53	1	0	1	1	0	67	.896
JONAS GUSTAVSSON	1	60	5	5.00	0	0	0	1	0	28	.821
TEAM TOTALS	3	179	12	4.02	1	0	1	2	0	95	.863

POWER PLAY:

FLYERS	4 FOR	9	44.4%	DETROIT	4 FOR	18	22.2%
HOME	1 FOR	2	50.0%	HOME	4 FOR	14	28.6%
AWAY	3 FOR	7	42.9%	AWAY	0 FOR	4	0.0%

PENALTY KILLING

FLYERS	14 FOR	18	77.8%	DETROIT	5 FOR	9	55.6%
HOME	4 FOR	4	100%	HOME	4 FOR	7	57.1%
AWAY	10 FOR	14	71.4%	AWAY	1 FOR	2	50.0%

FLYERS VS. EDMONTON OILERS

2013 – 14 RESULTS: WON – 2; LOST – 0; OTL – 0

DATE	GAME NO.	EDMONTON 2 AT FLYERS 4	FLYERS GOALSCORERS	GOALTENDERS	WINNING GOAL
11-9-13	16	EDMONTON 2 AT FLYERS 4	37, 19, 28, 40	MASON(W)/DUBNYK(L)	GIROUX
12-28-13	38	FLYERS 4 AT EDMONTON 3	17P, 17P, 19P, 12	MASON(W)/BRYZGALOV(L)	RAFFL

	GP	W	L	OT	PTS	GF	GA	SO	PPG	SHG	PIM
FLYERS	2	2	0	0	4	7	5	0	3	0	37
EDMONTON	2	0	1	1	1	5	7	0	2	0	31

GOALS BY PERIOD:	1ST	2ND	3RD	OT	TOTAL	SHOTS BY PERIOD:	1ST	2ND	3RD	OT	TOTAL
FLYERS	2	2	3	0	7	FLYERS	24	23	23	2	72
EDMONTON	2	1	2	0	5	EDMONTON	18	11	12	1	42

INDIVIDUAL SCORING:

FLYERS	GP	G	A	TP	+/-	PIM	PP	SH	CHICAGO	GP	G	A	TP	+/-	PIM	PP	SH
SCOTT HARTNELL	2	2	1	3	1	0	1	0	TAYLOR HALL	2	2	1	3	0	0	0	0
CLAUDE GIROUX	2	1	2	3	0	0	0	0	DAVID PERRON	2	2	0	2	2	2	2	0
JAKUB VORACEK	2	0	3	3	1	0	0	0	RYAN NUGENT-HOPKINS	2	1	0	1	1	0	0	0
WAYNE SIMMONDS	2	2	0	2	-2	4	2	0	JORDAN EBERLE	2	0	1	1	0	0	0	0
MARK STREIT	2	0	2	2	2	4	0	0	ANDREW FERENC	2	0	1	1	-1	2	0	0
VINCENT LECAVALIER	2	1	0	1	0	2	0	0	SAM GAGNER	2	0	1	1	-1	2	0	0
JAY ROSEHILL	1	1	0	1	1	7	0	0	ALES HEMSKY	2	0	1	1	-1	2	0	0
BRAYDON COBURN	2	0	1	1	0	0	0	0	PHILIP LARSEN	1	0	1	1	1	0	0	0
NICKLAS GROSSMANN	2	0	1	1	0	2	0	0	JUSTIN SCHULTZ	1	0	1	1	1	0	0	0
MATT READ	2	0	1	1	1	0	0	0	ANTON BELOV	2	0	0	0	0	12	0	0
BRAYDEN SCHENN	2	0	1	1	0	0	0	0	LUKE GAZDIC	2	0	0	0	0	7	0	0
KIMMO TIMONEN	2	0	1	1	-1	2	0	0	BOYD GORDON	2	0	0	0	0	0	0	0
SEAN COUTURIER	2	0	0	0	0	0	0	0	JESSE JOENSUU	2	0	0	0	-1	0	0	0
ADAM HALL	2	0	0	0	1	2	0	0	JEFF PETRY	2	0	0	0	0	4	0	0
MICHAEL RAFFL	2	0	0	0	-2	0	0	0	NICK SCHULTZ	2	0	0	0	-1	0	0	0
ZAC RINALDO	2	0	0	0	1	4	0	0	RYAN SMYTH	2	0	0	0	0	0	0	0
LUKE SCHENN	2	0	0	0	0	0	0	0	NAIL YAKUPOV	2	0	0	0	0	0	0	0
STEVE DOWNIE	1	0	0	0	0	0	0	0	MARK ARCOBELLO	1	0	0	0	-2	0	0	0
ERIK GUSTAFSSON	1	0	0	0	1	0	0	0	TAYLOR FEDUN	1	0	0	0	-3	0	0	0
ANDREJ MESZAROS	1	0	0	0	0	0	0	0	ANTON LANDER	1	0	0	0	0	0	0	0
									MARTIN MARINCIN	1	0	0	0	1	0	0	0

GOALTENDING RECORD:

FLYERS	GP	MIN	GA	AVG	EN	SO	W	L	OT	SHOTS	SAVE %
STEVE MASON	2	125	5	2.40	0	0	2	0	0	42	.881
TEAM TOTALS	2	125	5	2.40	0	0	2	0	0	42	.881

EDMONTON	GP	MIN	GA	AVG	EN	SO	W	L	OT	SHOTS	SAVE %
ILYA BRYZGALOV	1	65	3	2.77	0	0	0	0	1	38	.921
DEVAN DUBNYK	1	58	4	4.12	0	0	0	1	0	34	.882
TEAM TOTALS	2	123	7	3.41	0	0	0	1	1	72	.903

POWER PLAY:

FLYERS	3	FOR	9	33.3%	EDMONTON	2	FOR	9	22.2%
HOME	0	FOR	4	0.0%	HOME	1	FOR	5	20.0%
AWAY	3	FOR	5	60.0%	AWAY	1	FOR	4	25.0%

PENALTY KILLING

FLYERS	7	FOR	9	77.8%	EDMONTON	6	FOR	9	66.7%
HOME	3	FOR	4	75.0%	HOME	2	FOR	5	40.0%
AWAY	4	FOR	5	80.0%	AWAY	4	FOR	4	100%

FLYERS VS. FLORIDA PANTHERS

2013-14 RESULTS: WON – 2; LOST – 1; OT – 0

DATE	GAME NO.	FLYERS GOALSCORERS	GOALTENDERS	WINNING GOAL
10-8-13	4	FLORIDA 1 AT FLYERS 2	MASON(W)/THOMAS, MARKSTROM(L)	COBURN
11-25-13	1	FLYERS 1 AT FLORIDA 3	MASON(W)/THOMAS(L)	BERGENHEIM
4-8-14	1	FLYERS 5 AT FLORIDA 2	MASON(W)/ELLIS(L)	GIROUX
		10,5 17P 40, 28, 28, 14, 15		
FLYERS		GP W L	OT PTS GF GA SO PPG SHG PIM	
FLORIDA		3 2 1	0 4 8 6 0 1 0 56	

GOALS BY PERIOD:	1ST	2ND	3RD	OT	TOTAL	SHOTS BY PERIOD:	1ST	2ND	3RD	OT	TOTAL
FLYERS	2	4	2	0	8	FLYERS	29	31	36	0	96
FLORIDA	0	3	3	0	6	FLORIDA	29	41	35	0	105

INDIVIDUAL SCORING:

FLYERS	GP	G	A	TP	+/-	PIM	PP	SH	FLORIDA	GP	G	A	TP	+/-	PIM	PP	SH
CLAUDE GIROUX	3	2	1	3	0	2	0	0	ERIK GUDBRANSON	3	2	1	3	-1	17	0	0
VINCENT LECAVALIER	3	1	2	3	3	0	0	0	SEAN BERGENHEIM	2	2	0	2	-2	0	1	0
BRAYDON COBURN	3	1	1	2	0	4	0	0	BRAD BOYES	3	1	1	2	-2	0	0	0
SEAN COUTURIER	3	1	1	2	0	0	0	0	SCOTTIE UPSHALL	3	0	2	1	2	0	0	0
ADAM HALL	3	0	2	2	0	0	0	0	JONATHAN HUBERDEAU	3	1	0	1	0	2	0	0
SCOTT HARTNELL	3	0	2	2	0	0	0	0	BRIAN CAMPBELL	3	0	1	1	2	2	0	0
BRAYDEN SCHENN	3	1	0	1	1	0	0	0	ALEKSANDER BARKOV	2	0	1	1	0	0	0	0
WAYNE SIMMONDS	3	1	0	1	-1	2	1	0	MARCEL GOC	2	0	1	1	0	0	0	0
TYE MCGINN	1	1	0	1	1	0	0	0	JIMMY HAYES	2	0	1	1	0	0	0	0
NICKLAS GROSSMANN	3	0	1	1	4	0	0	0	DYLAN OLSEN	2	0	1	1	1	0	0	0
MATT READ	3	0	1	1	0	0	0	0	DREW SHORE	2	0	1	1	1	4	0	0
LUKE SCHENN	3	0	1	1	-2	0	0	0	JESSE WINCHESTER	2	0	1	1	1	0	0	0
MARK STREIT	3	0	1	1	1	0	0	0	VINCENT TROCHECK	1	0	1	1	-1	0	0	0
JAKUB VORACEK	3	0	1	1	2	0	0	0	TOMAS FLEISCHMANN	3	0	0	0	0	0	0	0
KIMMO TIMONEN	3	0	0	0	2	2	0	0	DMITRY KULIKOV	3	0	0	0	0	4	0	0
STEVE DOWNIE	2	0	0	0	0	0	0	0	NICK BJUGSTAD	2	0	0	0	-2	0	0	0
ZAC RINALDO	2	0	0	0	0	2	0	0	TOM GILBERT	2	0	0	0	-1	0	0	0
JAY ROSEHILL	2	0	0	0	-1	19	0	0	SCOTT GOMEZ	2	0	0	0	0	4	0	0
ERIK GUSTAFSSON	1	0	0	0	-1	0	0	0	SHAWN MATTHIAS	2	0	0	0	1	0	0	0
ANDREW MACDONALD	1	0	0	0	-1	0	0	0	MIKE WEAVER	2	0	0	0	-1	0	0	0
ANDREJ MESZAROS	1	0	0	0	1	2	0	0	KRYS BARCH	1	0	0	0	0	17	0	0
MICHAEL RAFFL	1	0	0	0	0	2	0	0	QUINTON HOWDEN	1	0	0	0	-1	0	0	0
MAXIME TALBOT	1	0	0	0	1	0	0	0	ED JOVANOVSKI	1	0	0	0	-3	0	0	0
									TOMAS KOPECKY	1	0	0	0	0	2	0	0
									BRANDON PIRRI	1	0	0	0	-1	0	0	0
									COLBY ROBAK	1	0	0	0	-1	0	0	0
									KRIS VERSTEEG	1	0	0	0	-1	0	0	0
									RYAN WHITNEY	1	0	0	0	0	2	0	0

GOALTENDING RECORD:

FLYERS	GP	MIN	GA	AVG	EN	SO	W	L	OT	SHOTS	SAVE %
STEVE MASON	3	178	6	2.02	0	0	2	1	0	105	.943
TEAM TOTALS	3	178	6	2.02	0	0	2	1	0	105	.943
FLORIDA	GP	MIN	GA	AVG	EN	SO	W	L	OT	SHOTS	SAVE %
TIM THOMAS	2	68	3	2.67	0	0	1	1	0	44	.932
JACOB MARKSTROM	1	52	0	0.00	0	0	0	0	0	25	1.000
DAN ELLIS	1	60	5	5.00	0	0	0	1	0	27	.815
TEAM TOTALS	3	180	8	2.67	0	0	1	2	0	96	.917

POWER PLAY

FLYERS	1	FOR	12	8.3%	FLORIDA	1	FOR	8	12.5%
HOME	0	FOR	5	0.0%	HOME	1	FOR	3	33.3%
AWAY	1	FOR	7	14.3%	AWAY	0	FOR	5	0.0%

PENALTY KILLING

FLYERS	7	FOR	8	87.5%	FLORIDA	11	FOR	12	91.7%
HOME	5	FOR	5	100.0%	HOME	6	FOR	7	85.7%
AWAY	2	FOR	3	66.7%	AWAY	5	FOR	5	100.0%

FLYERS VS. LOS ANGELES KINGS

2013 – 14 RESULTS: WON – 1; LOST – 1; OTL – 0

DATE	GAME NO.	FLYERS	LOS ANGELES	FLYERS GOALSCORERS	GOALTENDERS	WINNING GOAL
2-1-14	56	FLYERS 2 AT LOS ANGELES 0		17, 28P	MASON(W)/QUICK(L)	SIMMONDS
3-24-14	71	LOS ANGELES 3 AT FLYERS 2		24, 93	EMERY(L)/QUICK(W)	KING

	GP	W	L	OT	PTS	GF	GA	SO	PPG	SHG	PIM
FLYERS	2	1	1	0	2	4	3	1	1	0	16
LOS ANGELES	2	1	1	0	2	3	4	0	0	0	14

GOALS BY PERIOD:	1ST	2ND	3RD	OT	TOTAL	SHOTS BY PERIOD:	1ST	2ND	3RD	OT	TOTAL
FLYERS	0	1	3	0	4	FLYERS	13	14	18	0	45
LOS ANGELES	0	2	1	0	3	LOS ANGELES	22	33	21	0	76

INDIVIDUAL SCORING:

FLYERS	GP	G	A	TP	+/-	PIM	PP	SH	CHICAGO	GP	G	A	TP	+/-	PIM	PP	SH
CLAUDE GIROUX	2	1	1	2	0	0	1	0	JEFF CARTER	2	1	0	1	1	4	0	0
WAYNE SIMMONDS	2	1	1	2	1	0	0	0	DWIGHT KING	2	1	0	1	2	0	0	0
SCOTT HARTNELL	2	0	2	2	-1	0	0	0	JUSTIN WILLIAMS	2	1	0	1	-1	2	0	0
MATT READ	2	1	0	1	0	0	0	0	ANZE KOPITAR	2	0	1	1	1	0	0	0
JAKUB VORACEK	2	1	0	1	-1	2	0	0	ROBYN REGEHR	2	0	1	1	0	0	0	0
BRAYDON COBURN	2	0	1	1	-1	2	0	0	TYLER TOFFOLI	2	0	1	1	1	0	0	0
SEAN COUTURIER	2	0	1	1	0	0	0	0	SLAVA VOYNOV	2	0	1	1	1	2	0	0
VINCENT LECHEVALIER	2	0	1	1	1	0	0	0	ALEC MARTINEZ	1	0	1	1	1	0	0	0
NICKLAS GROSSMANN	2	0	0	0	-1	0	0	0	DUSTIN BROWN	2	0	0	0	0	0	0	0
ADAM HALL	2	0	0	0	0	2	0	0	KYLE CLIFFORD	2	0	0	0	-1	2	0	0
MICHAEL RAFFL	2	0	0	0	0	0	0	0	DREW DOUGHTY	2	0	0	0	-2	0	0	0
ZAC RINALDO	2	0	0	0	0	4	0	0	TREVOR LEWIS	2	0	0	0	-1	0	0	0
BRAYDEN SCHENN	2	0	0	0	0	0	0	0	WILLIE MITCHELL	2	0	0	0	2	0	0	0
LUKE SCHENN	2	0	0	0	1	0	0	0	JAKE MUZZIN	2	0	0	0	-2	0	0	0
MARK STREIT	2	0	0	0	0	4	0	0	MIKE RICHARDS	2	0	0	0	-2	0	0	0
STEVE DOWNIE	1	0	0	0	0	0	0	0	JARRET STOLL	2	0	0	0	0	0	0	0
ERIK GUSTAFSSON	1	0	0	0	0	2	0	0	COLIN FRASER	1	0	0	0	0	0	0	0
ANDREW MACDONALD	1	0	0	0	1	0	0	0	MARIAN GABORIK	1	0	0	0	0	0	0	0
TYE MCGINN	1	0	0	0	0	0	0	0	MATT GREENE	1	0	0	0	0	2	0	0
ANDREJ MESZAROS	1	0	0	0	0	0	0	0	JORDAN NOLAN	1	0	0	0	0	2	0	0
KIMMO TIMONEN	1	0	0	0	0	0	0	0	TANNER PEARSON	1	0	0	0	0	0	0	0

GOALTENDING RECORD:

FLYERS	GP	MIN	GA	AVG	EN	SO	W	L	OT	SHOTS	SAVE %
STEVE MASON	1	60	0	0.00	0	1	1	0	0	35	1.00
RAY EMERY	1	59	3	3.06	0	0	0	1	0	41	.927
TEAM TOTALS	2	119	3	1.51	0	1	1	1	0	76	.961

LOS ANGELES	GP	MIN	GA	AVG	EN	SO	W	L	OT	SHOTS	SAVE %
JONATHAN QUICK	2	118	4	2.03	0	0	1	1	0	45	.911
TEAM TOTALS	2	118	4	2.03	0	0	1	1	0	45	.911

POWER PLAY:

FLYERS	1	FOR	6	16.7%	LOS ANGELES	0	FOR	7	0.0%
HOME	0	FOR	4	0.0%	HOME	0	FOR	3	0.0%
AWAY	1	FOR	2	50.0%	AWAY	0	FOR	4	0.0%

PENALTY KILLING

FLYERS	7	FOR	7	100%	LOS ANGELES	5	FOR	6	83.3%
HOME	4	FOR	4	100%	HOME	1	FOR	2	50.0%
AWAY	3	FOR	3	100%	AWAY	4	FOR	4	100%

FLYERS VS. MINNESOTA WILD

2013 – 14 RESULTS: WON – 1; LOST – 1; OTL – 0

DATE	GAME NO.	FLYERS	MINNESOTA	FLYERS GOALSCORERS	GOALTENDERS	WINNING GOAL						
12-2-13	27	FLYERS 0 AT MINNESOTA 2			EMERY (L/HARDING (W))	POMINVILLE						
12-23-13	37	MINNESOTA 1 AT FLYERS 4		22, 17P, 28, 17	MASON (W)/BACKSTROM (L)	SIMMONDS						
FLYERS		GP	W	L	OT	PTS	GF	GA	SO	PPG	SHG	PIM
MINNESOTA		2	1	1	1	0	2	3	0	1	0	19
		2	1	1	0	2	3	4	1	1	0	17
GOALS BY PERIOD:	1ST	2ND	3RD	OT	TOTAL	SHOTS BY PERIOD:	1ST	2ND	3RD	OT	TOTAL	
FLYERS	2	1	1	0	4	FLYERS	9	20	23	0	52	
MINNESOTA	1	0	2	0	3	MINNESOTA	20	14	14	0	48	

INDIVIDUAL SCORING:

FLYERS	GP	G	A	TP	+/-	PIM	PP	SH	MONTREAL	GP	G	A	TP	+/-	PIM	PP	SH
WAYNE SIMMONDS	2	2	1	3	1	4	1	0	JASON POMINVILLE	2	1	1	2	0	0	0	0
CLAUDE GIROUX	2	1	1	2	1	2	0	0	CHARLIE COYLE	2	1	0	1	1	2	0	0
JAKUB VORACEK	2	0	2	2	1	2	0	0	MIKAEL GRANLUND	1	1	0	1	-1	0	1	0
LUKE SCHENN	2	1	0	1	1	0	0	0	MIKKO KOIVU	2	0	1	1	-1	2	0	0
BRAYDON COBURN	2	0	1	1	0	2	0	0	MARCO SCANDELLA	2	0	1	1	1	4	0	0
NICKLAS GROSSMANN	2	0	1	1	0	0	0	0	JARED SPURGEON	2	0	1	1	-1	0	0	0
SCOTT HARTNELL	2	0	1	1	2	0	0	0	RYAN SUTER	2	0	1	1	-1	0	0	0
BRAYDEN SCHENN	2	0	1	1	1	2	0	0	KEITH BALLARD	2	0	0	0	-1	0	0	0
SEAN COUTURIER	2	0	0	0	-1	0	0	0	JONAS BRODIN	2	0	0	0	1	0	0	0
ADAM HALL	2	0	0	0	0	2	0	0	KYLE BRODZIAK	2	0	0	0	-1	0	0	0
ANDREJ MESZAROS	2	0	0	0	2	0	0	0	MATT COOKE	2	0	0	0	0	0	0	0
MICHAEL RAFFL	2	0	0	0	0	0	0	0	DANY HEATLEY	2	0	0	0	0	2	0	0
MATT READ	2	0	0	0	-1	0	0	0	ZENON KONOPKA	2	0	0	0	0	0	0	0
ZAC RINALDO	2	0	0	0	0	0	0	0	TORREY MITCHELL	2	0	0	0	-1	0	0	0
MARK STREIT	2	0	0	0	0	0	0	0	NINO NIEDERREITER	2	0	0	0	0	0	0	0
KIMMO TIMONEN	2	0	0	0	-1	0	0	0	JUSTIN FONTAINE	1	0	0	0	-1	0	0	0
STEVE DOWNIE	1	0	0	0	-1	0	0	0	ERIK HAULA	1	0	0	0	0	0	0	0
VINCENT LECAVALIER	1	0	0	0	0	0	0	0	ZACH PARRISE	1	0	0	0	1	0	0	0
JAY ROSEHILL	1	0	0	0	0	5	0	0	NATE PROSSER	1	0	0	0	-1	2	0	0
CHRIS VANDEVELDE	1	0	0	0	0	0	0	0	MIKE RUPP	1	0	0	0	0	5	0	0
									CLAYTON STONER	1	0	0	0	0	0	0	0
									STEPHANE VEILLEUX	1	0	0	0	-1	0	0	0

GOALTENDING RECORD:

FLYERS	GP	MIN	GA	AVG	EN	SO	W	L	OT	SHOTS	SAVE %
STEVE MASON	1	60	1	1.00	0	0	1	0	0	27	.963
RAY EMERY	1	57	2	2.12	0	0	0	1	0	21	.905
TEAM TOTALS	2	117	3	1.54	0	0	1	1	0	48	.938
MINNESOTA	GP	MIN	GA	AVG	EN	SO	W	L	OT	SHOTS	SAVE %
JOSH HARDING	1	60	0	0.00	0	1	1	0	0	21	1.000
NIKLAS BACKSTROM	1	60	3	3.01	1	0	0	1	0	30	.900
TEAM TOTALS	2	120	5	2.50	0	0	2	0	0	58	.914

POWER PLAY:

FLYERS	1	FOR	6	16.7%	MINNESOTA	1	FOR	7	14.3%
HOME	1	FOR	4	25.0%	HOME	0	FOR	2	0.0%
AWAY	0	FOR	2	0.0%	AWAY	1	FOR	5	20.0%

PENALTY KILLING

FLYERS	6	FOR	7	85.7%	MINNESOTA	5	FOR	6	83.3%
HOME	4	FOR	5	80.0%	HOME	2	FOR	2	100%
AWAY	2	FOR	2	100%	AWAY	3	FOR	4	75.0%

FLYERS VS. MONTREAL CANADIENS

2013 – 14 RESULTS: WON – 2; LOST – 1; OTL – 0

DATE	GAME NO.	FLYERS	FLYERS GOALSCORERS	GOALTENDERS	WINNING GOAL
10-5-13	2	FLYERS 1 AT MONTRÉAL 4	40P	EMERY(L)/PRICE(W)	ELLER
12-12-13	32	MONTRÉAL 1 AT FLYERS 2	12, 28	MASON(W)/PRICE(L)	GIROUX
1-8-14	44	MONTRÉAL 1 AT FLYERS 3	14, 36, 12	MASON(W)/BUDAJ(L)	RINALDO

	GP	W	L	OT	PTS	GF	GA	SO	PPG	SHG	PIM
FLYERS	3	2	1	0	4	6	0	0	1	0	51
MONTRÉAL	3	1	2	0	2	6	0	0	2	1	62

GOALS BY PERIOD:	1ST	2ND	3RD	OT	TOTAL	SHOTS BY PERIOD:	1ST	2ND	3RD	OT	TOTAL
FLYERS	3	2	1	0	6	FLYERS	25	29	23	0	77
MONTRÉAL	1	1	4	0	6	MONTRÉAL	22	24	29	0	75

INDIVIDUAL SCORING:

FLYERS	GP	G	A	TP	+/-	PIM	PP	SH	MONTRÉAL	GP	G	A	TP	+/-	PIM	PP	SH
BRAYDON SCHENN	3	0	3	3	-1	2	0	0	BRIAN GIONTA	3	1	2	3	1	2	0	0
ANDREJ MESZAROS	2	0	3	3	2	0	0	0	ALEX GALCHENYUK	2	1	2	3	1	0	0	0
MICHAEL RAFFL	2	2	0	2	2	2	0	0	LARS ELLER	3	1	1	2	-1	2	0	0
CLAUDE GIROUX	3	1	1	2	3	0	0	0	BRENDAN GALLAGHER	3	1	1	2	0	6	1	0
VINCENT LÉCAVALIER	2	1	1	2	-1	2	1	0	TOMAS PLEKANEC	3	1	1	2	2	0	0	1
JAKUB VORACEK	3	0	2	2	3	0	0	0	RENE BOURQUE	2	1	1	2	0	0	1	0
SEAN COUTURIER	3	1	0	1	-1	4	0	0	P.K. SUBBAN	3	0	1	1	1	4	0	0
ZAC RINALDO	3	1	0	1	1	5	0	0	DANIEL BRIERE	3	0	0	0	0	6	0	0
LUKE SCHENN	3	0	1	1	2	7	0	0	DAVID DESHARNAIS	3	0	0	0	-2	0	0	0
MARK STREIT	3	0	1	1	-2	0	0	0	RAPHAEL DIAZ	3	0	0	0	0	4	0	0
BRAYDON COBURN	3	0	0	0	1	2	0	0	JOSH GORGES	3	0	0	0	1	2	0	0
NICKLAS GROSSMANN	3	0	0	0	-2	4	0	0	ANDREI MARKOV	3	0	0	0	1	0	0	0
ADAM HALL	3	0	0	0	1	0	0	0	TRAVIS MOEN	3	0	0	0	0	5	0	0
SCOTT HARTNELL	3	0	0	0	-1	2	0	0	BRANDON PRUST	3	0	0	0	-1	5	0	0
WAYNE SIMMONDS	3	0	0	0	-1	9	0	0	FRANCIS BOUILLON	2	0	0	0	-1	0	0	0
KIMMO TIMONEN	3	0	0	0	0	2	0	0	MICHAEL BOURNIVAL	2	0	0	0	-2	2	0	0
STEVE DOWNIE	2	0	0	0	-1	2	0	0	ALEXEI EMLIN	2	0	0	0	-2	17	0	0
MATT READ	2	0	0	0	-2	0	0	0	DOUGLAS MURRAY	2	0	0	0	-2	0	0	0
CHRIS VANDELDELDE	2	0	0	0	0	0	0	0	MAX PACIORETTY	2	0	0	0	-1	0	0	0
ERIK GUSTAFSSON	1	0	0	0	2	0	0	0	RYAN WHITE	2	0	0	0	0	7	0	0
JAY ROSEHILL	1	0	0	0	0	0	0	0	GEORGE PARROS	1	0	0	0	0	0	0	0
MAXIME TALBOT	1	0	0	0	0	2	0	0	JARRED TINORDI	1	0	0	0	0	0	0	0

GOALTENDING RECORD:

FLYERS	GP	MIN	GA	AVG	EN	SO	W	L	OT	SHOTS	SAVE %
STEVE MASON	2	120	2	1.00	0	0	2	0	0	41	.950
RAY EMERY	1	60	4	4.00	0	0	0	1	0	34	.882
TEAM TOTALS	3	180	6	2.00	0	0	2	1	0	75	.920
MONTRÉAL	GP	MIN	GA	AVG	EN	SO	W	L	OT	SHOTS	SAVE %
CAREY PRICE	2	118	3	1.52	0	0	1	1	0	50	.940
PETER BUDAJ	1	60	3	3.00	0	0	0	1	0	27	.889
TEAM TOTALS	3	178	6	2.02	0	0	1	2	0	77	.922

POWER PLAY:

FLYERS	1	FOR	12	8.3%	MONTRÉAL	2	FOR	14	14.3%
HOME	1	FOR	5	20.0%	HOME	2	FOR	9	22.2%
AWAY	0	FOR	7	0.0%	AWAY	0	FOR	5	0.0%

PENALTY KILLING

FLYERS	12	FOR	14	85.7%	MONTRÉAL	11	FOR	12	91.7%
HOME	5	FOR	5	100%	HOME	7	FOR	7	100%
AWAY	7	FOR	9	77.8%	AWAY	4	FOR	5	80.0%

FLYERS VS. NASHVILLE PREDATORS

2013 – 14 RESULTS: WON – 1; LOST – 0; OTL – 1

DATE	GAME NO.	FLYERS	GOALSCORERS	GOALTENDERS	WINNING GOAL
11-30-13	26	FLYERS 3 AT NASHVILLE 2 (SO)	28, 14	MASON (W)/MAZANEC (L)	LECAVALIER (SO)
1-16-14	48	NASHVILLE 4 AT FLYERS 3 (SO)	10, 41, 17P	MASON (L)/HUTTON (W)	JOSI (SO)

	GP	W	L	OT	PTS	GF	GA	SO	PPG	SHG	PIM
FLYERS	2	1	0	1	3	5	5	0	1	0	20
NASHVILLE	2	1	0	1	3	5	5	0	2	0	14

GOALS BY PERIOD:	1ST	2ND	3RD	OT	TOTAL	SHOTS BY PERIOD:	1ST	2ND	3RD	OT	TOTAL
FLYERS	2	1	2	0	5	FLYERS	23	16	11	4	54
NASHVILLE	3	0	2	0	5	NASHVILLE	23	25	20	5	73

INDIVIDUAL SCORING:

FLYERS	GP	G	A	TP	+/-	PIM	PP	SH	NASHVILLE	GP	G	A	TP	+/-	PIM	PP	SH
ANDREJ MESZAROS	2	1	2	3	2	0	0	0	SHEA WEBER	1	1	2	3	1	0	1	0
WAYNE SIMMONDS	2	1	2	3	2	0	1	0	MIKE FISHER	2	1	1	2	1	2	0	0
SEAN COUTURIER	2	1	0	1	2	0	0	0	DAVID LEGWAND	2	1	1	2	0	4	1	0
CLAUDE GIROUX	2	1	0	1	-1	2	0	0	GABRIEL BOURQUE	2	0	2	2	2	0	0	0
BRAYDEN SCHENN	2	1	0	1	1	2	0	0	ERIC NYSTROM	2	1	0	1	0	0	0	0
STEVE DOWNIE	2	0	1	1	0	0	0	0	COLIN NELSON	2	1	0	1	1	0	0	0
SCOTT HARTNELL	2	0	1	1	1	0	0	0	RYAN ELLIS	2	0	1	1	1	0	0	0
MARK STREIT	2	0	1	1	1	2	0	0	PATRIC HORNQVIST	2	0	1	1	0	0	0	0
KIMMO TIMONEN	2	0	1	1	0	2	0	0	ROMAN JOSI	2	0	1	1	1	0	0	0
BRAYDON COBURN	2	0	0	0	-1	4	0	0	VICTOR BARTLEY	2	0	0	0	0	0	0	0
NICKLAS GROSSMANN	2	0	0	0	-1	4	0	0	MATT CULLEN	2	0	0	0	-1	0	0	0
ADAM HALL	2	0	0	0	0	0	0	0	MATTIAS EKHOLM	2	0	0	0	-3	0	0	0
VINCENT LECAVALIER	2	0	0	0	-1	0	0	0	PAUL GAUSTAD	2	0	0	0	-1	2	0	0
MICHAEL RAFFL	2	0	0	0	-1	0	0	0	SETH JONES	2	0	0	0	-3	0	0	0
MATT READ	2	0	0	0	1	2	0	0	CRAIG SMITH	2	0	0	0	-1	0	0	0
LUKE SCHENN	2	0	0	0	1	0	0	0	NICK SPALING	2	0	0	0	-2	2	0	0
JAKUB VORACEK	2	0	0	0	-1	0	0	0	VIKTOR STALBERG	2	0	0	0	-1	2	0	0
ZAC RINALDO	1	0	0	0	0	0	0	0	RICH CLUNE	1	0	0	0	-1	0	0	0
CHRIS VANDEVELDE	1	0	0	0	0	0	0	0	MATT HENDRICKS	1	0	0	0	0	2	0	0
									JOE PISKULA	1	0	0	0	1	0	0	0

GOALTENDING RECORD:

FLYERS	GP	MIN	GA	AVG	EN	SO	W	L	OT	SHOTS	SAVE %
STEVE MASON	2	130	5	2.31	0	0	1	0	1	73	.932
TEAM TOTALS	2	130	5	2.31	0	0	1	0	1	73	.932

NASHVILLE	GP	MIN	GA	AVG	EN	SO	W	L	OT	SHOTS	SAVE %
CARTER HUTTON	1	65	3	2.77	0	0	1	0	0	30	.900
MAREK MAZANEC	1	65	2	1.85	0	0	0	0	1	24	.917
TEAM TOTALS	2	130	5	2.30	0	0	1	0	1	54	.907

POWER PLAY:

FLYERS	1	FOR	7	14.3%	NASHVILLE	2	FOR	10	20.0%
HOME	1	FOR	4	25.0%	HOME	0	FOR	5	0.0%
AWAY	0	FOR	3	0.0%	AWAY	2	FOR	5	40.0%

PENALTY KILLING

FLYERS	8	FOR	10	80.0%	NASHVILLE	6	FOR	7	85.7%
HOME	3	FOR	5	60.0%	HOME	3	FOR	3	100%
AWAY	5	FOR	5	100%	AWAY	3	FOR	4	75.0%

FLYERS VS. NEW JERSEY DEVILS

2013 - 14 RESULTS: WON - 2; LOST - 2; OTL - 0

DATE	GAME NO.	FLYERS	FLYERS GOALSCORERS	GOALTENDERS	WINNING GOAL
11-2-13	13	FLYERS 1 AT NEW JERSEY 0	10	EMERY(W)/BRODEUR(L)	B. SCHENN
11-7-13	15	NEW JERSEY 3 AT FLYERS 0		EMERY(L)/BRODEUR(W)	HENRIQUE
1-7-14	43	FLYERS 3 AT NEW JERSEY 2 (OT)	28P, 19, 10	EMERY(W)/BRODEUR(L)	B.SCHENN (OT)
3-11-14	65	NEW JERSEY 2 AT FLYERS 1	8	MASON(L)/BRODEUR(W)	JAGR

	GP	W	L	OT	PTS	GF	GA	SO	PPG	SHG	PIM
FLYERS	4	2	2	0	4	5	7	1	1	0	28
NEW JERSEY	4	2	1	1	5	7	5	1	0	1	38

GOALS BY PERIOD:	1ST	2ND	3RD	OT	TOTAL	SHOTS BY PERIOD:	1ST	2ND	3RD	OT	TOTAL
FLYERS	1	1	2	1	5	FLYERS	26	35	40	1	102
NEW JERSEY	3	0	4	0	7	NEW JERSEY	40	29	29	0	98

INDIVIDUAL SCORING:

FLYERS	GP	G	A	TP	+/-	PIM	PP	SH	NEW JERSEY	GP	G	A	TP	+/-	PIM	PP	SH
BRAYDEN SCHENN	4	2	1	3	0	0	0	0	JAROMIR JAGR	4	2	2	4	4	4	0	0
NICKLAS GROSSMANN	4	1	2	3	2	2	0	0	ADAM HENRIQUE	4	2	0	2	3	2	0	0
CLAUDE GIROUX	4	1	1	2	-1	4	1	0	MICHAEL RYDER	4	1	1	2	1	0	0	1
WAYNE SIMMONDS	4	0	2	2	1	2	0	0	MAREK ZIDLICKY	4	0	2	2	2	2	0	0
JAKUB VORACEK	4	0	2	2	-1	4	0	0	TUOMO RUUTU	1	0	2	2	2	4	0	0
SCOTT HARTNELL	4	1	0	1	0	4	0	0	TRAVIS ZAJAC	3	1	0	1	1	2	0	0
KIMMO TIMONEN	4	0	1	1	-1	0	0	0	CAM JANSSEN	1	1	0	1	1	0	0	0
ANDREJ MESZAROS	3	0	1	1	-2	2	0	0	RYAN CARTER	4	0	1	1	0	4	0	0
BRAYDON COBURN	4	0	0	0	-1	0	0	0	ANDY GREENE	4	0	1	1	0	2	0	0
SEAN COUTURIER	4	0	0	0	-1	0	0	0	RYANO CLOWE	2	0	1	1	-1	0	0	0
ADAM HALL	4	0	0	0	-1	0	0	0	ERIC GELINAS	2	0	1	1	1	2	0	0
MICHAEL RAFFL	4	0	0	0	0	0	0	0	ADAM LARSSON	2	0	1	1	1	2	0	0
MARK STREIT	4	0	0	0	-2	0	0	0	STEVE BERNIER	4	0	0	0	0	0	0	0
VINCENT LECHEVALIER	3	0	0	0	-5	0	0	0	STEPHEN GIONTA	4	0	0	0	-1	2	0	0
MATT READ	3	0	0	0	-1	6	0	0	ANTON VOLCHENKOV	4	0	0	0	3	2	0	0
ZAC RINALDO	3	0	0	0	-1	0	0	0	DAINIUS ZUBRUS	4	0	0	0	-1	4	0	0
STEVE DOWNIE	2	0	0	0	-1	2	0	0	DAMIEN BRUNNER	3	0	0	0	0	0	0	0
HAL GILL	2	0	0	0	-1	2	0	0	MARK FAYNE	3	0	0	0	-2	2	0	0
LUKE SCHENN	2	0	0	0	0	0	0	0	ANDREI LOKTIONOV	3	0	0	0	0	0	0	0
CHRIS VANDEVELDE	2	0	0	0	0	0	0	0	JON MERRILL	2	0	0	0	-1	0	0	0
ANDREW MACDONALD	1	0	0	0	-1	0	0	0	BRYCE SALVADOR	2	0	0	0	2	2	0	0
TYE MCGINN	1	0	0	0	1	0	0	0	MATTIAS TEDENBY	2	0	0	0	1	0	0	0
KRIS NEWBURY	1	0	0	0	-1	0	0	0	REID BOUCHER	1	0	0	0	0	2	0	0
JAY ROSEHILL	1	0	0	0	0	0	0	0	PATRIK ELIAS	1	0	0	0	0	0	0	0
									PETER HARROLD	1	0	0	0	0	0	0	0
									JACOB JOSEFSON	1	0	0	0	0	0	0	0
									ROSTISLAV OLESZ	1	0	0	0	0	0	0	0
									MIKE SISLO	1	0	0	0	0	0	0	0

GOALTENDING RECORD:

FLYERS	GP	MIN	GA	AVG	EN	SO	W	L	OT	SHOTS	SAVE %
RAY EMERY	3	179	4	1.34	1	1	2	1	0	71	.944
STEVE MASON	1	59	2	2.05	0	0	0	1	0	26	.923
TEAM TOTALS	4	238	6	1.51	1	1	2	2	0	97	.938

NEW JERSEY	GP	MIN	GA	AVG	EN	SO	W	L	OT	SHOTS	SAVE %
MARTIN BRODEUR	4	240	5	1.25	0	1	2	1	1	102	.951
TEAM TOTALS	4	240	5	1.25	0	1	2	1	1	102	.951

POWER PLAY:

FLYERS	1 FOR	19	5.3%	NEW JERSEY	0 FOR	14	0.0%
HOME	0 FOR	9	0.0%	HOME	0 FOR	8	0.0%
AWAY	1 FOR	10	10.0%	AWAY	0 FOR	6	0.0%

PENALTY KILLING

FLYERS	14 FOR	14	100%	NEW JERSEY	18 FOR	19	94.7%
HOME	6 FOR	6	100%	HOME	9 FOR	10	90.0%
AWAY	8 FOR	8	100%	AWAY	9 FOR	9	100%

FLYERS VS. NEW YORK ISLANDERS

2013 - 14 RESULTS: WON - 3; LOST - 0; OTL - 1

DATE	GAME NO.	FLYERS GOALSCORERS	GOALTENDERS	WINNING GOAL
10-26-13	10	FLYERS 5 AT ISLANDERS 2	MASON(W)/POULIN(L)	LECAVALIER
11-23-13	22	ISLANDERS 2 AT FLYERS 5	MASON(W)/POULIN (L), NILSSON	GIROUX
1-18-14	49	ISLANDERS 4 AT FLYERS 6	EMERY(W), MASON/POULIN(L)	RAFFL
1-20-14	50	FLYERS 3 AT ISLANDERS 4 (SO)	EMERY(L)/NILSSON(W)	OKPOSO

	GP	W	L	OT	PTS	GF	GA	SO	PPG	SHG	PIM
FLYERS	4	3	0	1	7	19	11	0	2	0	56
ISLANDERS	4	1	3	0	2	11	19	0	2	2	48

GOALS BY PERIOD:	1ST	2ND	3RD	OT	TOTAL	SHOTS BY PERIOD:	1ST	2ND	3RD	OT	TOTAL
FLYERS	5	7	7	0	19	FLYERS	43	43	34	3	123
ISLANDERS	3	5	3	0	11	ISLANDERS	46	49	42	1	138

INDIVIDUAL SCORING:

FLYERS	GP	G	A	TP	+/-	PIM	PP	SH	NEW YORK ISLANDERS	GP	G	A	TP	+/-	PIM	PP	SH
MATT READ	4	6	0	6	5	0	0	1	JOHN TAVARES	4	3	1	4	-5	2	1	0
CLAUDE GIROUX	4	1	5	6	2	2	1	0	KYLE OKPOSO	4	2	2	4	-4	7	1	0
JAKUB VORACEK	4	2	3	5	2	0	0	0	BROCK NELSON	3	2	1	3	-1	0	0	0
VINCENT LECAVALIER	4	3	1	4	1	2	1	0	FRANS NIELSEN	4	1	2	3	-6	0	0	1
WAYNE SIMMONDS	4	2	2	4	2	0	0	0	THOMAS VANEK	3	0	3	3	-4	2	0	0
SEAN COUTURIER	4	0	4	4	5	0	0	0	CAL CLUTTERBUCK	4	1	1	2	0	0	0	1
MARK STREIT	4	0	4	4	4	0	0	0	BRIAN STRAIT	2	1	1	2	0	0	0	0
ANDREJ MESZAROS	2	2	0	2	1	2	0	0	JOSH BAILEY	4	0	2	2	-4	0	0	0
BRAYDEN SCHENN	4	1	1	2	3	0	0	0	ERIC BOULTON	4	1	0	1	1	14	0	0
MICHAEL RAFFL	3	1	1	2	1	2	0	0	CASEY CIZIKAS	4	0	1	1	1	0	0	0
NICKLAS GROSSMANN	4	0	2	2	2	4	0	0	MATT DONOVAN	4	0	1	1	-4	2	0	0
SCOTT HARTNELL	4	0	2	2	1	2	0	0	MICHAEL GRABNER	4	0	1	1	-3	2	0	0
KIMMO TIMONEN	4	0	2	2	5	0	0	0	THOMAS HICKEY	4	0	1	1	-2	2	0	0
ERIK GUSTAFSSON	2	0	2	2	2	2	0	0	ANDREW MACDONALD	4	0	1	1	-5	4	0	0
ADAM HALL	3	1	0	1	-3	2	0	0	CALVIN DE HAAN	2	0	1	1	-2	0	0	0
BRAYDON COBURN	4	0	1	1	4	9	0	0	PETER REGIN	1	0	1	1	1	0	0	0
STEVE DOWNIE	3	0	1	1	3	6	0	0	MATT CARKNER	4	0	0	0	-1	5	0	0
MAXIME TALBOT	1	0	1	1	1	0	0	0	MATT MARTIN	4	0	0	0	0	6	0	0
JAY ROSEHILL	4	0	0	0	0	17	0	0	COLIN MCDONALD	3	0	0	0	-3	0	0	0
LUKE SCHENN	4	0	0	0	-1	0	0	0	TRAVIS HAMONIC	2	0	0	0	0	0	0	0
ZAC RINALDO	2	0	0	0	-1	4	0	0	RADEK MARTINEK	2	0	0	0	0	2	0	0
									PIERRE-MARC BOUCHARD	1	0	0	0	-4	0	0	0
									MATT MOULSON	1	0	0	0	0	0	0	0

GOALTENDING RECORD:

FLYERS	GP	MIN	GA	AVG	EN	SO	W	L	OT	SHOTS	SAVE %
STEVE MASON	3	154	8	3.12	0	0	2	0	0	90	.911
RAY EMERY	2	91	3	1.98	0	0	1	0	1	48	.938
TEAM TOTALS	4	245	11	2.70	0	0	3	0	1	138	.920
ISLANDERS	GP	MIN	GA	AVG	EN	SO	W	L	OT	SHOTS	SAVE %
ANDERS NILSSON	2	99	4	2.41	1	0	1	0	0	42	.905
KEVIN POULIN	3	143	12	5.05	2	0	0	3	0	78	.846
TEAM TOTALS	4	242	16	3.97	3	0	1	3	0	120	.867

POWER PLAY:

FLYERS	2	FOR	11	18.2%	ISLANDERS	2	FOR	15	13.3%
HOME	1	FOR	5	20.0%	HOME	2	FOR	9	22.2%
AWAY	1	FOR	6	16.7%	AWAY	0	FOR	6	0.0%

PENALTY KILLING

FLYERS	13	FOR	15	86.7%	ISLANDERS	9	FOR	11	81.8%
HOME	6	FOR	6	100%	HOME	5	FOR	6	83.3%
AWAY	7	FOR	9	77.8%	AWAY	4	FOR	5	80.0%

FLYERS VS. NEW YORK RANGERS

2013 - 14 RESULTS: WON - 2; LOST - 2; OTL - 0

DATE	GAME NO.	FLYERS GOALSCORERS	GOALTENDERS	WINNING GOAL
10-24-13	9	NEW YORK 1 AT FLYERS 2 24S, 5	MASON (W)/TALBOT (L)	COBURN
1-12-14	46	FLYERS 1 AT NEW YORK 4 32P	EMERY (L)/LUNDQVIST (W)	NASH
3-1-14	61	NEW YORK 2 AT FLYERS 4 40, 14, 17P, 22	MASON (W)/LUNDQVIST (L)	SIMMONDS
3-26-14	72	FLYERS 1 AT NEW YORK 3 93	MASON (L)/LUNDQVIST (W)	MCDONAGH

	GP	W	L	OT	PTS	GF	GA	SO	PPG	SHG	PIM
FLYERS	4	2	2	0	4	8	10	0	2	1	84
NEW YORK	4	2	2	0	4	10	8	0	2	0	107

GOALS BY PERIOD:	1ST	2ND	3RD	OT	TOTAL	SHOTS BY PERIOD:	1ST	2ND	3RD	OT	TOTAL
FLYERS	3	1	4	0	8	FLYERS	52	31	44	0	127
NEW YORK	5	4	1	0	10	NEW YORK	40	57	33	0	130

INDIVIDUAL SCORING:

FLYERS	GP	G	A	TP	+/-	PIM	PP	SH	NEW YORK RANGERS	GP	G	A	TP	+/-	PIM	PP	SH
MARK STREIT	4	1	2	3	1	2	1	0	CHRIS KREIDER	3	2	2	4	0	0	1	0
MATT READ	3	1	2	3	2	0	0	1	BRAD RICHARDS	4	1	2	3	-2	2	0	0
SEAN COUTURIER	4	1	1	2	1	0	0	0	DERICK BRASSARD	4	2	0	2	1	4	1	0
VINCENT LECALAVALIER	4	1	1	2	-1	0	0	0	RYAN MCDONAGH	4	1	1	2	2	6	0	0
WAYNE SIMMONDS	4	1	1	2	-1	17	1	0	RICK NASH	3	1	1	2	1	0	0	0
CLAUDE GIROUX	4	0	2	2	-1	2	0	0	DEREK DORSETT	3	1	0	1	1	17	0	0
KIMMO TIMONEN	4	0	2	2	-1	2	0	0	DOMINIC MOORE	3	1	0	1	2	0	0	0
BRAYDON COBURN	4	1	0	1	-2	0	0	0	DANIEL CARCILLO	2	1	0	1	0	27	0	0
LUKE SCHENN	4	1	0	1	-1	17	0	0	BRIAN BOYLE	4	0	1	1	2	14	0	0
JAKUB VORACEK	4	1	0	1	0	2	0	0	BENOIT POUILLIOT	4	0	1	1	1	15	0	0
NICKLAS GROSSMANN	4	0	1	1	-1	4	0	0	DEREK STEPAN	4	0	1	1	0	2	0	0
BRAYDEN SCHENN	4	0	1	1	-1	5	0	0	JOHN MOORE	3	0	1	1	3	5	0	0
SCOTT HARTNELL	3	0	1	1	0	8	0	0	KEVIN KLEIN	2	0	1	1	2	0	0	0
ADAM HALL	4	0	0	0	-2	0	0	0	MATS ZUCCARELLO	2	0	1	1	2	2	0	0
MICHAEL RAFFL	4	0	0	0	-3	0	0	0	DAN GIRARDI	4	0	0	0	0	4	0	0
TYE MCGINN	3	0	0	0	0	2	0	0	MARC STAAL	4	0	0	0	-3	2	0	0
ZAC RINALDO	3	0	0	0	0	19	0	0	ANTON STRALMAN	4	0	0	0	-2	0	0	0
ANDREJ MESZAROS	2	0	0	0	1	0	0	0	CARL HAGELIN	3	0	0	0	-1	0	0	0
STEVE DOWNIE	1	0	0	0	1	0	0	0	J.T. MILLER	3	0	0	0	1	2	0	0
ERIK GUSTAFSSON	1	0	0	0	0	0	0	0	RYAN CALLAHAN	2	0	0	0	-1	0	0	0
ANDREW MACDONALD	1	0	0	0	-2	2	0	0	MICHAEL DEL ZOTTO	2	0	0	0	2	0	0	0
JAY ROSEHILL	1	0	0	0	-1	0	0	0	RAPHAEL DIAZ	1	0	0	0	1	0	0	0
MAXIME TALBOT	1	0	0	0	0	0	0	0	JESPER FAST	1	0	0	0	0	0	0	0
CHRIS VANDELVELDE	1	0	0	0	-1	2	0	0	BRANDON MASHINTER	1	0	0	0	0	5	0	0
									TAYLOR PYATT	1	0	0	0	0	0	0	0
									MARTIN ST. LOUIS	1	0	0	0	-1	0	0	0

GOALTENDING RECORD:

FLYERS	GP	MIN	GA	AVG	EN	SO	W	L	OT	SHOTS	SAVE %
STEVE MASON	3	179	6	2.01	0	0	2	1	0	95	.937
RAY EMERY	1	60	4	4.02	0	0	0	1	0	35	.866
TEAM TOTALS	4	239	10	2.51	0	0	2	2	0	130	.923

RANGERS	GP	MIN	GA	AVG	EN	SO	W	L	OT	SHOTS	SAVE %
HENRIK LUNDQVIST	3	177	6	2.03	0	0	2	1	0	100	.940
CAM TALBOT	1	59	2	2.03	0	0	0	1	0	27	.926
TEAM TOTALS	4	236	8	2.03	0	0	2	2	0	127	.937

POWER PLAY:

FLYERS	2 FOR	13	15.4%	NEW YORK	2 FOR	12	16.7%
HOME	1 FOR	8	12.5%	HOME	1 FOR	7	14.3%
AWAY	1 FOR	5	20.0%	AWAY	1 FOR	5	20.0%

PENALTY KILLING

FLYERS	10 FOR	12	83.3%	NEW YORK	11 FOR	13	84.6%
HOME	4 FOR	5	80.0%	HOME	4 FOR	5	80.0%
AWAY	6 FOR	7	85.7%	AWAY	7 FOR	8	87.5%

FLYERS VS. OTTAWA SENATORS

2013 – 14 RESULTS: WON – 2; LOST – 0; OTL – 1

DATE	GAME NO.	FLYERS	OTTAWA	FLYERS GOALSCORERS	OTTAWA GOALSCORERS	GOALTENDERS	WINNING GOAL
11-12-13	17	FLYERS 5 AT OTTAWA 0		24, 93, 93P, 40, 10P		MASON(W)/ANDERSON(L)	READ
11-19-13	20	OTTAWA 2 AT FLYERS 5		28P, 14, 44, 17, 18S		MASON(W)/LEHNER(L)	TIMONEN
12-9-13	30	FLYERS 4 AT OTTAWA 5 (SO)		12, 93P, 22, 44		MASON(L)/ANDERSON(W)	SPEZZA (SO)

	GP	W	L	OT	PTS	GF	GA	SO	PPG	SHG	PIM
FLYERS	3	2	0	1	5	14	6	1	4	1	37
OTTAWA	3	1	2	0	2	6	14	0	3	0	35

GOALS BY PERIOD:	1ST	2ND	3RD	OT	TOTAL	SHOTS BY PERIOD:	1ST	2ND	3RD	OT	TOTAL
FLYERS	3	5	6	0	14	FLYERS	27	34	38	3	102
OTTAWA	1	2	3	0	6	OTTAWA	30	31	30	1	92

INDIVIDUAL SCORING:

FLYERS	GP	G	A	TP	+/-	PIM	PP	SH	OTTAWA	GP	G	A	TP	+/-	PIM	PP	SH
KIMMO TIMONEN	3	2	3	5	5	0	0	0	CLARKE MACARTHUR	3	3	1	4	-1	0	1	0
JAKUB VORACEK	3	3	1	4	1	0	2	0	KYLE TURRIS	3	2	0	2	-1	7	1	0
WAYNE SIMMONDS	3	1	3	4	4	2	0	0	ERIK KARLSSON	3	0	2	2	-4	0	0	0
SEAN COUTURIER	3	1	2	3	1	5	0	0	BOBBY RYAN	3	0	2	2	-2	2	0	0
CLAUDE GIROUX	3	1	2	3	2	2	1	0	JASON SPEZZA	3	0	2	2	-3	0	0	0
BRAYDEN SCHENN	3	1	2	3	4	4	1	0	PATRICK WIERCIOCH	2	1	0	1	1	0	1	0
VINCENT LECALVALIER	2	1	2	3	2	0	0	0	JARED COWEN	3	0	1	1	-3	0	0	0
MATT READ	3	1	1	2	1	0	0	0	MARC METHOT	3	0	1	1	-2	2	0	0
LUKE SCHENN	3	1	1	2	3	5	0	0	CHRIS PHILLIPS	2	0	1	1	-1	0	0	0
MICHAEL RAFFL	1	1	1	2	2	2	0	0	CORY CONACHER	3	0	0	0	-3	4	0	0
STEVE DOWNIE	3	0	2	2	1	0	0	0	COLIN GREENING	3	0	0	0	-4	5	0	0
SCOTT HARTNELL	3	0	2	2	1	2	0	0	MILAN MICHALEK	3	0	0	0	-4	2	0	0
ADAM HALL	3	1	0	1	1	0	0	1	CHRIS NEIL	3	0	0	0	-2	2	0	0
NICKLAS GROSSMANN	3	0	1	1	0	0	0	0	ZACK SMITH	3	0	0	0	-2	0	0	0
ERIK GUSTAFSSON	2	0	1	1	1	0	0	0	MIKA ZIBANEJAD	3	0	0	0	-2	0	0	0
BRAYDON COBURN	3	0	0	0	4	4	0	0	MARK BOROWIECKI	2	0	0	0	-1	4	0	0
ZAC RINALDO	3	0	0	0	0	2	0	0	ERIK CONDRA	2	0	0	0	1	2	0	0
JAY ROSEHILL	3	0	0	0	0	5	0	0	JOE CORVO	2	0	0	0	-1	0	0	0
MARK STREIT	3	0	0	0	-1	4	0	0	DEREK GRANT	2	0	0	0	0	0	0	0
ANDREJ MESZAROS	1	0	0	0	2	0	0	0	MATT KASSIAN	2	0	0	0	0	5	0	0
									ERIC GRUBA	1	0	0	0	-2	0	0	0

GOALTENDING RECORD:

FLYERS	GP	MIN	GA	AVG	EN	SO	W	L	OT	SHOTS	SAVE %
STEVE MASON	3	185	6	1.95	0	1	2	0	1	92	.935
TEAM TOTALS	3	185	6	1.95	0	1	2	0	1	92	.935
OTTAWA	GP	MIN	GA	AVG	EN	SO	W	L	OT	SHOTS	SAVE %
CRAIG ANDERSON	2	125	9	4.32	1	0	1	1	0	60	.850
ROBIN LEHNER	1	59	4	4.07	0	0	0	1	0	41	.902
TEAM TOTALS	3	184	13	4.23	1	0	1	2	0	101	.871

POWER PLAY:

FLYERS	4	FOR	9	44.4%	OTTAWA	3	FOR	10	30.0%
HOME	1	FOR	4	25.0%	HOME	1	FOR	4	25.0%
AWAY	3	FOR	5	60.0%	AWAY	2	FOR	6	33.3%

PENALTY KILLING

FLYERS	7	FOR	10	70.0%	OTTAWA	5	FOR	9	55.6%
HOME	4	FOR	6	66.7%	HOME	2	FOR	5	40.0%
AWAY	3	FOR	4	75.0%	AWAY	3	FOR	4	75.0%

FLYERS VS. PITTSBURGH PENGUINS

2013 – 14 RESULTS: WON – 4; LOST – 1; OTL – 0

DATE	GAME NO.	OPPONENT	FLYERS GOALSCORERS	GOALTENDERS	WINNING GOAL
10-17-13	8	PITTSBURGH 4 AT FLYERS 1	17P	MASON (L)/FLEURY (W)	KUNITZ
11-13-13	18	FLYERS 2 AT PITTSBURGH 1	10, 10P	EMERY (W)/FLEURY (L)	B. SCHENN
3-15-14	66	PITTSBURGH 0 AT FLYERS 4	19P, 24S, 40, 24	MASON (W)/FLEURY (L)	HARTNELL
3-16-14	67	FLYERS 4 AT PITTSBURGH 3	10, 17P, 17P, 24S	MASON (W)/FLEURY, ZATKOFF(L)	READ
4-12-14	81	FLYERS 4 AT PITTSBURGH 3	93P, 93, 28, 32	MASON, EMERY (W)/FLEURY (L)	B. SCHENN

	GP	W	L	OT	PTS	GF	GA	SO	PPG	SHG	PIM
FLYERS	5	4	1	0	8	15	11	1	6	2	51
PITTSBURGH	5	1	3	1	3	11	15	0	1	0	39

GOALS BY PERIOD:	1ST	2ND	3RD	OT	TOTAL	SHOTS BY PERIOD:	1ST	2ND	3RD	OT	TOTAL
FLYERS	7	6	1	1	15	FLYERS	49	45	47	1	142
PITTSBURGH	2	5	4	0	11	PITTSBURGH	49	57	43	1	150

INDIVIDUAL SCORING:

FLYERS	GP	G	A	TP	+/-	PIM	PP	SH	PITTSBURGH	GP	G	A	TP	+/-	PIM	PP	SH
CLAUDE GIROUX	5	1	7	8	-1	4	0	0	SIDNEY CROSBY	5	2	2	4	2	2	1	0
WAYNE SIMMONDS	5	3	3	6	-3	2	3	0	JUSSI JOKINEN	5	2	4	3	2	0	0	0
JAKUB VORACEK	5	2	3	5	1	2	1	0	MATT NISKANEN	5	1	2	3	3	2	0	0
BRAYDEN SCHENN	5	3	1	4	-3	6	1	0	EVGENI MALKIN	4	1	2	3	1	2	0	0
MATT READ	5	3	0	3	0	2	0	2	JAMES NEAL	2	1	2	3	2	2	0	0
SCOTT HARTNELL	4	1	2	3	0	4	1	0	KRIS LETANG	2	1	1	2	-1	2	0	0
MARK STREIT	5	1	1	2	1	4	0	0	BRIAN GIBBONS	3	0	2	2	0	0	0	0
VINCENT LECALVALIER	4	1	1	2	2	0	0	0	PASCAL DUPUIS	2	0	2	2	2	2	0	0
SEAN COUTURIER	5	0	2	2	4	2	0	0	BROOKS ORPK	4	1	0	1	3	2	0	0
LUKE SCHENN	5	0	2	2	1	2	0	0	JAYSON MEGNA	3	1	0	1	0	2	0	0
NICKLAS GROSSMANN	4	0	1	1	2	0	0	0	CHRIS KUNITZ	2	1	0	1	2	0	0	0
KIMMO TIMONEN	4	0	1	1	-1	0	0	0	CRAIG ADAMS	5	0	1	1	-1	0	0	0
STEVE DOWNIE	3	0	1	1	-1	2	0	0	ROBERT BORTUZZO	4	0	1	1	0	9	0	0
ANDREW MACDONALD	3	0	1	1	-2	2	0	0	ROB SCUDERI	4	0	1	1	2	0	0	0
BRAYDON COBURN	5	0	0	0	-2	2	0	0	JOE VITALE	4	0	1	1	2	4	0	0
ADAM HALL	5	0	0	0	-1	4	0	0	DERYK ENGELLAND	5	0	0	0	-2	2	0	0
MICHAEL RAFFL	4	0	0	0	-4	4	0	0	TANNER GLASS	5	0	0	0	0	2	0	0
ZAC RINALDO	4	0	0	0	-1	2	0	0	OLLI MAATTA	5	0	0	0	-5	0	0	0
ERIK GUSTAFSSON	3	0	0	0	-1	0	0	0	BRANDON SUTTER	5	0	0	0	-6	0	0	0
TYE MCGINN	2	0	0	0	-1	0	0	0	LEE STEMPIAK	3	0	0	0	-1	0	0	0
JAY ROSEHILL	2	0	0	0	0	2	0	0	BEAU BENNETT	2	0	0	0	-2	0	0	0
HAL GILL	1	0	0	0	1	0	0	0	MARCEL GOC	2	0	0	0	0	0	0	0
KRIS NEWBURY	1	0	0	0	0	5	0	0	PAUL MARTIN	2	0	0	0	3	0	0	0
MAXIME TALBOT	1	0	0	0	0	0	0	0	TAYLOR PYATT	2	0	0	0	-1	2	0	0
									HARRY ZOLNIERCZYK	2	0	0	0	0	0	0	0
									MATT D'AGOSTINI	1	0	0	0	0	0	0	0
									SIMON DESPRES	1	0	0	0	0	2	0	0
									CHUCK KOBASEW	1	0	0	0	1	0	0	0

GOALTENDING RECORD:

FLYERS	GP	MIN	GA	AVG	EN	SO	W	L	OT	SHOTS	SAVE %
STEVE MASON	4	219	7	1.92	1	1	2	1	0	104	.933
RAY EMERY	2	82	3	2.19	0	0	2	0	0	45	.933
TEAM TOTALS	5	301	10	1.99	1	0	4	1	0	149	.933

PITTSBURGH	GP	MIN	GA	AVG	EN	SO	W	L	OT	SHOTS	SAVE %
MARC-ANDRE FLEURY	5	254	14	3.31	0	0	1	2	1	122	.885
JEFF ZATKOFF	1	45	1	1.34	0	0	0	1	0	20	.950
TEAM TOTALS	5	299	15	3.01	0	0	1	3	1	142	.894

POWER PLAY:

FLYERS	6 FOR	15	40.0%	PITTSBURGH	1 FOR	21	4.8%
HOME	2 FOR	8	25.0%	HOME	0 FOR	9	0.0%
AWAY	4 FOR	7	57.1%	AWAY	1 FOR	12	8.3%

PENALTY KILLING

FLYERS	20 FOR	21	95.2%	PITTSBURGH	9 FOR	15	60.0%
HOME	9 FOR	9	100%	HOME	3 FOR	7	42.9%
AWAY	11 FOR	12	91.6%	AWAY	6 FOR	8	75.0%

FLYERS VS. SAN JOSE SHARKS

2013 – 14 RESULTS: WON – 1; LOST – 1; OTL – 0

DATE	GAME NO.	FLYERS	FLYERS GOALSCORERS	GOALTENDERS	WINNING GOAL
2-3-14	57	FLYERS 5 AT SAN JOSE 2	32P, 24, 12, 28, 93	MASON (W)/NIEMI (L)	RAFFL
2-27-14	60	SAN JOSE 7 AT FLYERS 3	41, 10, 24	MASON (L)/STALOCK (W)	COUTURE

	GP	W	L	OT	PTS	GF	GA	SO	PPG	SHG	PIM
FLYERS	2	1	1	0	2	8	9	0	1	0	30
SAN JOSE	2	1	1	0	2	9	8	0	2	1	14

GOALS BY PERIOD:	1ST	2ND	3RD	OT	TOTAL	SHOTS BY PERIOD:	1ST	2ND	3RD	OT	TOTAL
FLYERS	3	0	5	0	8	FLYERS	22	15	21	0	58
SAN JOSE	3	5	1	0	9	SAN JOSE	13	21	17	0	51

INDIVIDUAL SCORING:

FLYERS	GP	G	A	TP	+/-	PIM	PP	SH	SAN JOSE	GP	G	A	TP	+/-	PIM	PP	SH
MATT READ	2	2	1	3	2	0	0	0	JOE PAVELSKI	2	3	0	3	1	0	1	0
CLAUDE GIROUX	2	1	2	3	-1	0	0	0	MATT NIETO	2	2	0	2	-1	2	1	0
SEAN COUTURIER	2	0	2	2	0	0	0	0	LOGAN COUTURE	1	2	0	2	1	0	0	1
STEVE DOWNIE	2	0	2	2	1	2	0	0	RAFFI TORRES	1	2	0	2	1	0	0	0
SCOTT HARTNELL	2	0	2	2	-2	14	0	0	ANDREW DESJARDINS	2	0	2	2	0	2	0	0
ANDREJ MESZAROS	2	1	0	1	0	2	0	0	MATT IRWIN	2	0	2	2	-1	2	0	0
MICHAEL RAFFL	2	1	0	1	0	2	0	0	PATRICK MARLEAU	2	0	2	2	-1	0	0	0
BRAYDEN SCHENN	2	1	0	1	1	0	0	0	JOE THORNTON	2	0	2	2	2	0	0	0
MARK STREIT	2	1	0	1	-2	2	1	0	TOMMY WINGELS	2	0	2	2	-1	0	0	0
JAKUB VORACEK	2	1	0	1	0	0	0	0	JASON DEMERS	1	0	2	2	0	0	0	0
NICKLAS GROSSMANN	2	0	1	1	0	2	0	0	DAN BOYLE	2	0	1	1	-1	2	0	0
ERIK GUSTAFSSON	2	0	1	1	1	2	0	0	MIKE BROWN	2	0	1	1	0	0	0	0
ADAM HALL	2	0	1	1	-1	0	0	0	BRENT BURNS	2	0	1	1	2	0	0	0
VINCENT LECAVALIER	2	0	1	1	0	0	0	0	MARC-EDOUARD VLASIC	2	0	1	1	2	0	0	0
WAYNE SIMMONDS	2	0	1	1	-1	2	0	0	JUSTIN BRAUN	2	0	0	0	-2	2	0	0
BRAYDON COBURN	2	0	0	0	0	0	0	0	SCOTT HANNAN	2	0	0	0	1	2	0	0
ZAC RINALDO	2	0	0	0	0	0	0	0	MARTY HAVLAT	2	0	0	0	-1	0	0	0
LUKE SCHENN	2	0	0	0	2	0	0	0	ADAM BURISH	1	0	0	0	-1	2	0	0
									ERIAH HAYES	1	0	0	0	-1	0	0	0
									BRACKEN KEARNS	1	0	0	0	-1	0	0	0
									JAMES SHEPPARD	1	0	0	0	-1	0	0	0
									BRAD STUART	1	0	0	0	1	0	0	0

GOALTENDING RECORD:

FLYERS	GP	MIN	GA	AVG	EN	SO	W	L	OT	SHOTS	SAVE %
STEVE MASON	2	100	6	3.60	0	0	1	1	0	38	.842
RAY EMERY	1	20	3	8.99	0	0	0	0	0	13	.769
TEAM TOTALS	2	120	9	4.50	0	0	1	1	0	51	.824

SAN JOSE	GP	MIN	GA	AVG	EN	SO	W	L	OT	SHOTS	SAVE %
ALEX STALOCK	2	76	4	3.16	0	0	1	0	0	35	.886
ANTTI NIEMI	1	44	4	5.50	0	0	0	1	0	23	.826
TEAM TOTALS	2	120	8	4.00	0	0	1	1	0	58	.862

POWER PLAY:

FLYERS	1	FOR	7	14.3%	SAN JOSE	2	FOR	10	20.0%
HOME	0	FOR	5	0.00%	HOME	1	FOR	5	20.0%
AWAY	1	FOR	2	50.0%	AWAY	1	FOR	5	20.0%

PENALTY KILLING

FLYERS	8	FOR	10	80.0%	SAN JOSE	6	FOR	7	85.7%
HOME	4	FOR	5	80.0%	HOME	1	FOR	2	50.0%
AWAY	4	FOR	5	80.0%	AWAY	5	FOR	5	100%

FLYERS VS. ST LOUIS BLUES

2013 – 14 RESULTS: WON – 1; LOST – 0; OTL – 1

DATE	GAME NO.	FLYERS GOALSCORERS	GOALTENDERS	WINNING GOAL
3-22-14	70	19P, 10, 93, 17	MASON(W)/MILLER(L)	B.SCHENN
4-1-14	75	--	EMERY(L)/MILLER(W)	OSHIE (SO)
		ST. LOUIS 1 AT FLYERS 4		
		FLYERS 0 AT ST. LOUIS 1 (SO)		

	GP	W	L	OT	PTS	GF	GA	SO	PPG	SHG	PIM
FLYERS	2	1	0	1	3	4	1	1	1	0	28
ST. LOUIS	2	1	1	0	2	1	4	1	0	1	22

GOALS BY PERIOD:	1ST	2ND	3RD	OT	TOTAL	SHOTS BY PERIOD:	1ST	2ND	3RD	OT	TOTAL
FLYERS	0	2	2	0	4	FLYERS	18	16	12	4	50
ST. LOUIS	1	0	0	0	1	ST. LOUIS	24	17	18	2	61

INDIVIDUAL SCORING:

FLYERS	GP	G	A	TP	+/-	PIM	PP	SH	ST LOUIS	GP	G	A	TP	+/-	PIM	PP	SH
SCOTT HARTNELL	2	1	1	2	1	4	1	0	JADEN SCHWARTZ	2	1	0	1	0	0	0	1
WAYNE SIMMONDS	2	1	1	2	2	0	0	0	KEVIN SHATTENKIRK	2	0	1	1	-1	0	0	0
JAKUB VORACEK	2	1	1	2	1	4	0	0	VLADIMIR SOBOTKA	2	0	1	1	-1	4	0	0
CLAUDE GIROUX	2	0	2	2	1	10	0	0	DAVID BACKES	2	0	0	0	-1	4	0	0
BRAYDEN SCHENN	2	1	0	1	1	0	0	0	PATRIK BERGLUND	2	0	0	0	0	0	0	0
VINCENT LECAVALIER	2	0	1	1	1	0	0	0	JAY BOUWMEESTER	2	0	0	0	0	0	0	0
MARK STREIT	2	0	1	1	1	0	0	0	CARLO COLAIACOVO	2	0	0	0	0	2	0	0
BRAYDON COBURN	2	0	0	0	0	2	0	0	BARRET JACKMAN	2	0	0	0	-1	4	0	0
SEAN COUTURIER	2	0	0	0	0	2	0	0	T.J. OSHIE	2	0	0	0	-1	2	0	0
NICKLAS GROSSMANN	2	0	0	0	1	0	0	0	STEVE OTT	2	0	0	0	0	2	0	0
ADAM HALL	2	0	0	0	0	0	0	0	MAGNUS PAAJARVI	2	0	0	0	-1	0	0	0
ANDREW MACDONALD	2	0	0	0	0	6	0	0	ALEX PIETRANGELO	2	0	0	0	0	0	0	0
MICHAEL RAFFL	2	0	0	0	0	0	0	0	ROMAN POLAK	2	0	0	0	-2	2	0	0
MATT READ	2	0	0	0	-1	0	0	0	RYAN REAVES	2	0	0	0	-1	0	0	0
ZAC RINALDO	2	0	0	0	0	0	0	0	DEREK ROY	2	0	0	0	0	0	0	0
LUKE SCHENN	2	0	0	0	2	0	0	0	ALEXANDER STEEN	2	0	0	0	-1	2	0	0
STEVE DOWNIE	1	0	0	0	0	0	0	0	DMITRIJ JASKIN	1	0	0	0	-1	0	0	0
ERIK GUSTAFSSON	1	0	0	0	0	0	0	0	MAXIM LAPIERRE	1	0	0	0	0	0	0	0
TYE MCGINN	1	0	0	0	0	0	0	0	BRENDEN MORROW	1	0	0	0	0	0	0	0
KIMMO TIMONEN	1	0	0	0	0	0	0	0	CHRIS PORTER	1	0	0	0	-1	0	0	0

GOALTENDING RECORD:

FLYERS	GP	MIN	GA	AVG	EN	SO	W	L	OT	SHOTS	SAVE %
STEVE MASON	1	60	1	1.00	0	0	1	0	0	33	.970
RAY EMERY	1	65	0	0.00	0	1	0	0	1	28	1.00
TEAM TOTALS	2	125	1	0.48	0	1	1	0	1	61	.984

ST LOUIS	GP	MIN	GA	AVG	EN	SO	W	L	OT	SHOTS	SAVE %
RYAN MILLER	2	125	3	1.45	1	1	1	1	0	49	.939
TEAM TOTALS	2	125	3	1.45	1	1	1	1	0	49	.939

POWER PLAY:

FLYERS	1	FOR	7	14.3%	ST. LOUIS	0	FOR	9	0.0%
HOME	1	FOR	5	20.0%	HOME	0	FOR	3	0.0%
AWAY	0	FOR	2	0.0%	AWAY	0	FOR	6	0.0%

PENALTY KILLING

FLYERS	9	FOR	9	100%	ST. LOUIS	6	FOR	7	85.7%
HOME	6	FOR	6	100%	HOME	2	FOR	2	100%
AWAY	3	FOR	3	100%	AWAY	4	FOR	5	80.0%

FLYERS VS. TAMPA BAY LIGHTNING

2013 - 14 RESULTS: WON - 0; LOST - 3; OTL - 0

DATE	GAME NO.	FLYERS	TAMPA BAY	FLYERS GOALSCORERS	GOALTENDERS	WINNING GOAL
11-27-13	24	FLYERS 2 AT TAMPA BAY 4		40P, 32	EMERY (L)/LINDBACK (W)	HEDMAN
1-11-14	45	TAMPA BAY 6 AT FLYERS 3		93, 17P, 93	MASON (L)/LINDBACK (W)	FILPULA
4-10-14	80	FLYERS 2 AT TAMPA BAY 4		17P, 14	EMERY (L)/LINDBACK (W)	BREWER

	GP	W	L	OT	PTS	GF	GA	SO	PPG	SHG	PIM
FLYERS	3	0	3	0	0	7	14	0	3	0	43
TAMPA BAY	3	3	0	0	6	14	7	0	2	1	31

GOALS BY PERIOD:	1ST	2ND	3RD	OT	TOTAL	SHOTS BY PERIOD:	1ST	2ND	3RD	OT	TOTAL
FLYERS	0	4	3	0	7	FLYERS	34	31	30	0	95
TAMPA BAY	2	6	6	0	14	TAMPA BAY	31	32	27	0	90

INDIVIDUAL SCORING:

FLYERS	GP	G	A	TP	+/-	PIM	PP	SH	TAMPA BAY	GP	G	A	TP	+/-	PIM	PP	SH
CLAUDE GIROUX	3	0	4	4	-2	0	0	0	VICTOR HEDMAN	3	2	3	5	0	4	1	0
JAKUB VORACEK	3	2	1	3	0	2	0	0	TYLER JOHNSON	3	2	3	5	5	2	0	0
MARK STREIT	3	1	2	3	-2	0	0	0	VALTTERI FILPULA	3	1	3	4	2	0	0	0
WAYNE SIMMONDS	3	2	0	2	-4	10	2	0	TEDDY PURCELL	3	1	2	3	4	0	0	0
SEAN COUTURIER	3	1	0	1	-2	2	0	0	RYAN MALONE	1	2	0	2	1	6	0	0
VINCENT LECAVALIER	3	1	0	1	-3	0	1	0	ALEX KILLORN	3	1	1	2	2	2	0	0
SCOTT HARTNELL	3	0	1	1	-2	13	0	0	ONDREJ PALAT	3	1	1	2	5	0	0	1
BRAYDEN SCHENN	3	0	1	1	-3	0	0	0	STEVEN STAMKOS	1	1	1	2	2	0	1	0
ANDREJ MESZAROS	1	0	1	1	-1	0	0	0	MATTHEW CARLE	3	0	2	2	5	0	0	0
BRAYDON COBURN	3	0	0	0	-1	4	0	0	NATE THOMPSON	3	0	2	2	3	0	0	0
STEVE DOWNIE	3	0	0	0	-3	8	0	0	B.J. CROMBEEN	2	0	2	2	2	4	0	0
ADAM HALL	3	0	0	0	-3	0	0	0	MICHAEL KOSTKA	1	0	2	2	3	0	0	0
MICHAEL RAFFL	3	0	0	0	1	0	0	0	ERIC BREWER	3	1	0	1	3	5	0	0
LUKE SCHENN	3	0	0	0	-3	0	0	0	RICHARD PANIK	2	1	0	1	2	0	0	0
KIMMO TIMONEN	3	0	0	0	-3	0	0	0	MARTIN ST. LOUIS	2	1	0	1	-1	0	0	0
NICKLAS GROSSMANN	2	0	0	0	-3	2	0	0	ANDREJ SUSTR	3	0	1	1	1	2	0	0
ERIK GUSTAFSSON	2	0	0	0	-3	0	0	0	RADKO GUDAS	2	0	1	1	3	2	0	0
TYE MCGINN	2	0	0	0	-2	0	0	0	J.T. BROWN	3	0	0	0	-2	0	0	0
ANDREW MACDONALD	1	0	0	0	1	2	0	0	NIKITA KUCHEROV	3	0	0	0	-1	2	0	0
MATT READ	1	0	0	0	-1	0	0	0	SAMI SALO	2	0	0	0	0	0	0	0
ZAC RINALDO	1	0	0	0	-1	0	0	0	KEITH AULIE	1	0	0	0	0	2	0	0
JAY ROSEHILL	1	0	0	0	-1	0	0	0	MARK BARBERIO	1	0	0	0	1	0	0	0
CHRIS VANDEVELDE	1	0	0	0	0	0	0	0	RYAN CALLAHAN	1	0	0	0	0	0	0	0
									JEAN-PHILIPPE COTE	1	0	0	0	0	0	0	0
									TOM PYATT	1	0	0	0	-1	0	0	0

GOALTENDING RECORD:

FLYERS	GP	MIN	GA	AVG	EN	SO	W	L	OT	SHOTS	SAVE %
RAY EMERY	3	136	7	3.09	2	0	0	2	0	71	.901
STEVE MASON	1	40	5	7.53	0	0	0	1	0	17	.706
TEAM TOTALS	3	176	12	4.10	2	0	0	3	0	88	.863

TAMPA	GP	MIN	GA	AVG	EN	SO	W	L	OT	SHOTS	SAVE %
ANDERS LINDBACK	3	180	7	2.33	0	0	3	0	0	95	.926
TEAM TOTALS	3	180	7	2.33	0	0	3	0	0	95	.926

POWER PLAY:

FLYERS	3	FOR	9	33.3%	TAMPA BAY	2	FOR	10	20.0%
HOME	1	FOR	4	25.0%	HOME	2	FOR	7	28.6%
AWAY	2	FOR	5	40.0%	AWAY	0	FOR	3	0.0%

PENALTY KILLING

FLYERS	8	FOR	10	80.0%	TAMPA BAY	6	FOR	9	66.7%
HOME	3	FOR	3	100%	HOME	3	FOR	5	75.0%
AWAY	5	FOR	7	71.4%	AWAY	3	FOR	4	76.9%

FLYERS VS. TORONTO MAPLE LEAFS

2013 – 14 RESULTS: WON – 1; LOST – 1; OTL – 1

DATE	GAME NO.	FLYERS GOALSCORERS	GOALTENDERS	WINNING GOAL
10-2-13	1	TORONTO 3 AT FLYERS 1 10P	MASON (L)/BERNIER (W)	BOLLAND
3-8-14	64	FLYERS 3 AT TORONTO 4 (OT) 44, 44, 5	MASON (OT)/BERNIER (W)	LUPUL
3-28-14	73	TORONTO 2 AT FLYERS 4 40P, 19P, 28, 17	MASON (W)/BERNIER (L)	GIROUX

	GP	W	L	OT	PTS	GF	GA	SO	PPG	SHG	PIM
FLYERS	3	1	1	1	3	8	9	0	3	0	34
TORONTO	3	2	1	0	4	9	8	0	1	0	44

GOALS BY PERIOD:	1ST	2ND	3RD	OT	TOTAL	SHOTS BY PERIOD:	1ST	2ND	3RD	OT	TOTAL
FLYERS	2	2	4	0	8	FLYERS	33	29	30	0	92
TORONTO	2	2	4	1	9	TORONTO	32	34	28	1	95

INDIVIDUAL SCORING:

FLYERS	GP	G	A	TP	+/-	PIM	PP	SH	TORONTO	GP	G	A	TP	+/-	PIM	PP	SH
KIMMO TIMONEN	3	2	2	4	2	6	0	0	JOFFREY LUPUL	3	1	3	4	2	5	0	0
CLAUDE GIROUX	3	1	2	3	2	0	0	0	DAVE BOLLAND	2	3	0	3	2	2	1	0
SCOTT HARTNELL	3	1	2	3	3	4	1	0	JAKE GARDINER	3	1	1	2	4	0	0	0
VINCENT LECAVALIER	3	1	1	2	-2	2	1	0	MASON RAYMOND	3	1	1	2	1	2	0	0
BRAYDEN SCHENN	3	1	1	2	0	5	1	0	TROY BODIE	3	0	2	2	2	0	0	0
JAKUB VORACEK	3	0	2	2	-2	2	0	0	DION PHANEUF	3	0	2	2	-2	6	0	0
BRAYDON COBURN	3	1	0	1	1	0	0	0	NAZEM KADRI	3	1	0	1	3	2	0	0
WAYNE SIMMONDS	3	1	0	1	-3	2	0	0	PHIL KESSEL	3	1	0	1	0	0	0	0
ZAC RINALDO	3	0	1	1	-3	0	0	0	JAMES VAN RIEMSDYK	3	1	0	1	-1	2	0	0
MARK STREIT	3	0	1	1	-3	0	0	0	TYLER BOZAK	3	0	1	1	-3	0	0	0
ANDREW MACDONALD	2	0	1	1	-1	2	0	0	CODY FRANSON	3	0	1	1	2	2	0	0
MICHAEL RAFFL	2	0	1	1	1	0	0	0	CARL GUNNARSSON	3	0	1	1	0	2	0	0
SEAN COUTURIER	3	0	0	0	-2	0	0	0	NIKOLAI KULEMIN	3	0	1	1	0	4	0	0
NICKLAS GROSSMANN	3	0	0	0	-3	0	0	0	JAY MCCLEMENT	3	0	1	1	1	0	0	0
ADAM HALL	3	0	0	0	-1	0	0	0	MORGAN RIELLY	2	0	1	1	1	0	0	0
MATT READ	3	0	0	0	-3	0	0	0	TIM GLEASON	2	0	0	0	-1	0	0	0
LUKE SCHENN	3	0	0	0	-2	0	0	0	COLTON ORR	2	0	0	0	0	4	0	0
JAY ROSEHILL	2	0	0	0	-1	7	0	0	PAUL RANGER	2	0	0	0	2	4	0	0
TYE MCGINN	1	0	0	0	0	0	0	0	CARTER ASHTON	1	0	0	0	0	0	0	0
ANDREJ MESZAROS	1	0	0	0	0	0	0	0	DAVID CLARKSON	1	0	0	0	1	0	0	0
MAXIME TALBOT	1	0	0	0	-1	0	0	0	MARK FRASER	1	0	0	0	0	2	0	0
									PETER HOLLAND	1	0	0	0	0	2	0	0
									FRAZER MCLAREN	1	0	0	0	1	5	0	0

GOALTENDING RECORD:

FLYERS	GP	MIN	GA	AVG	EN	SO	W	L	OT	SHOTS	SAVE %
STEVE MASON	3	182	9	2.97	0	0	1	1	1	95	.905
TEAM TOTALS	3	182	9	2.97	0	0	1	1	1	95	.905

TORONTO	GP	MIN	GA	AVG	EN	SO	W	L	OT	SHOTS	SAVE %
JONATHAN BERNIER	3	181	8	2.65	0	0	2	1	0	92	.913
TEAM TOTALS	3	181	8	2.65	0	0	2	1	0	92	.913

POWER PLAY:

FLYERS	3 FOR	14	21.4%	TORONTO	1 FOR	9	11.1%
HOME	3 FOR	12	25.0%	HOME	0 FOR	3	0.00%
AWAY	0 FOR	2	0.00%	AWAY	1 FOR	6	16.7%

PENALTY KILLING

FLYERS	8 FOR	9	88.9%	TORONTO	11 FOR	14	78.6%
HOME	5 FOR	6	83.3%	HOME	2 FOR	2	100%
AWAY	3 FOR	3	100%	AWAY	9 FOR	12	75.0%

FLYERS VS. VANCOUVER CANUCKS

2013 – 14 RESULTS: WON – 1; LOST – 1; OTL – 0

DATE	GAME NO.	FLYERS GOALSCORERS	GOALTENDERS	WINNING GOAL
10-15-13	7	VANCOUVER 3 AT FLYERS 2	MASON(L)/LUONGO(W)	KESLER
12-30-13	39	FLYERS 4 AT VANCOUVER 3 (SO)	MASON (W)/LACK (L)	LECAVALIER (SO)

	GP	W	L	OT	PTS	GF	GA	SO	PPG	SHG	PIM
FLYERS	2	1	1	0	2	5	6	0	0	0	17
VANCOUVER	2	1	0	1	3	6	5	0	0	0	15

GOALS BY PERIOD:	1ST	2ND	3RD	OT	TOTAL	SHOTS BY PERIOD:	1ST	2ND	3RD	OT	TOTAL
FLYERS	2	2	1	0	5	FLYERS	17	13	18	1	49
VANCOUVER	1	2	3	0	6	VANCOUVER	20	24	23	2	69

INDIVIDUAL SCORING:

FLYERS	GP	G	A	TP	+/-	PIM	PP	SH	VANCOUVER	GP	G	A	TP	+/-	PIM	PP	SH
CLAUDE GIROUX	2	1	2	3	3	0	0	0	HENRIK SEDIN	2	0	3	3	4	0	0	0
TYE MCGINN	1	2	0	2	0	0	0	0	RYAN KESLER	2	2	0	2	-2	2	0	0
MICHAEL RAFFL	2	0	2	2	2	0	0	0	JANNIK HANSEN	2	1	1	2	3	0	0	0
BRAYDEN SCHENN	2	1	0	1	0	2	0	0	CHRIS HIGGINS	2	1	1	2	-2	2	0	0
MARK STREIT	2	1	0	1	3	2	0	0	DANIEL SEJUN	2	1	1	2	2	2	0	0
NICKLAS GROSSMANN	2	0	1	1	0	2	0	0	DAN HAMHUIS	2	0	2	2	1	0	0	0
MATT READ	2	0	1	1	-1	0	0	0	TOM SESTITO	2	1	0	1	1	0	0	0
JAKUB VORACEK	2	0	1	1	2	0	0	0	JASON GARRISON	2	0	1	1	0	0	0	0
ERIK GUSTAFSSON	1	0	1	1	1	0	0	0	CHRISTOPHER TANEV	2	0	1	1	1	0	0	0
SCOTT HARTNELL	1	0	1	1	1	0	0	0	ZAC DALPE	1	0	1	1	1	0	0	0
BRAYDON COBURN	2	0	0	0	-3	2	0	0	KEVIN BIEKSA	2	0	0	0	-1	4	0	0
SEAN COUTURIER	2	0	0	0	-1	0	0	0	DAVID BOOTH	2	0	0	0	0	0	0	0
ADAM HALL	2	0	0	0	-1	0	0	0	ZACK KASSIAN	2	0	0	0	0	5	0	0
ZAC RINALDO	2	0	0	0	-2	0	0	0	BRAD RICHARDSON	2	0	0	0	0	0	0	0
LUKE SCHENN	2	0	0	0	-2	5	0	0	MIKE SANTORELLI	2	0	0	0	-3	0	0	0
WAYNE SIMMONDS	2	0	0	0	-1	0	0	0	YANNICK WEBER	2	0	0	0	0	0	0	0
KIMMO TIMONEN	2	0	0	0	0	2	0	0	DALE WEISE	2	0	0	0	-1	0	0	0
STEVE DOWNIE	1	0	0	0	-1	2	0	0	FRANK CORRADO	1	0	0	0	1	0	0	0
VINCENT LECAVALIER	1	0	0	0	-1	0	0	0	JORDAN SCHROEDER	1	0	0	0	0	0	0	0
ANDREJ MESZAROS	1	0	0	0	-2	0	0	0	RYAN STANTON	1	0	0	0	0	0	0	0
JAY ROSEHILL	1	0	0	0	0	0	0	0									
MAXIME TALBOT	1	0	0	0	-1	0	0	0									

GOALTENDING RECORD:

FLYERS	GP	MIN	GA	AVG	EN	SO	W	L	OT	SHOTS	SAVE %
STEVE MASON	2	123	6	2.93	0	0	1	1	0	69	.913
TEAM TOTALS	2	123	6	2.93	0	0	1	1	0	69	.913
VANCOUVER	GP	MIN	GA	AVG	EN	SO	W	L	OT	SHOTS	SAVE %
ROBERTO LUONGO	1	60	2	2.00	0	0	1	0	0	22	.909
EDDIE LACK	1	65	3	2.77	0	0	0	0	1	27	.889
TEAM TOTALS	2	125	5	2.40	0	0	1	0	1	49	.898

POWER PLAY:

FLYERS	0	FOR	4	0.0%	VANCOUVER	0	FOR	5	0.0%
HOME	0	FOR	2	0.0%	HOME	0	FOR	4	0.0%
AWAY	0	FOR	2	0.0%	AWAY	0	FOR	1	0.0%

PENALTY KILLING

FLYERS	5	FOR	5	100%	VANCOUVER	4	FOR	4	100%
HOME	1	FOR	1	100%	HOME	2	FOR	2	100%
AWAY	4	FOR	4	100%	AWAY	2	FOR	2	100%

FLYERS VS. WASHINGTON CAPITALS

2013 – 14 RESULTS: WON – 3; LOST – 1; OTL – 1

DATE	GAME NO.	FLYERS GOALSCORERS	GOALTENDERS	WINNING GOAL
11-1-13	12	WASHINGTON 7 AT FLYERS 0	MASON (L)/HOLTBY (W)	BACKSTROM
12-15-13	33	FLYERS 4 AT WASHINGTON 5 (SO)	MASON (OT)/GRUBAUER (W)	BACKSTROM (SO)
12-17-13	34	WASHINGTON 2 AT FLYERS 5	MASON (W)/HOLTBY (L)	STREIT
3-2-14	62	FLYERS 5 AT WASHINGTON 4 (OT)	MASON (W)/HOLTBY (OT)	LECAVALIER (OT)
3-5-14	63	WASHINGTON 4 AT FLYERS 6	MASON (W)/GRUBAUER (L)	VORACEK

	GP	W	L	OT	PTS	GF	GA	SO	PPG	SHG	PIM
FLYERS	5	3	1	1	7	20	21	0	5	1	156
WASHINGTON	5	2	2	1	5	21	20	1	7	0	166

GOALS BY PERIOD:	1ST	2ND	3RD	OT	TOTAL	SHOTS BY PERIOD:	1ST	2ND	3RD	OT	TOTAL
FLYERS	4	8	7	1	20	FLYERS	45	54	55	5	159
WASHINGTON	4	10	7	0	21	WASHINGTON	40	41	61	3	145

INDIVIDUAL SCORING:

FLYERS	GP	G	A	TP	+/-	PIM	PP	SH	WASHINGTON	GP	G	A	TP	+/-	PIM	PP	SH
CLAUDE GIROUX	5	5	4	9	2	2	1	0	NICKLAS BACKSTROM	5	2	6	8	-1	2	0	0
JAKUB VORACEK	5	6	2	8	3	0	3	0	MIKE GREEN	5	2	5	7	5	0	1	0
MATT READ	5	1	4	5	-1	4	0	0	JOEL WARD	5	3	3	6	4	0	1	0
KIMMO TIMONEN	5	0	5	5	0	4	0	0	JASON CHIMERA	5	1	5	6	0	8	0	0
MICHAEL RAFFL	5	1	3	4	3	4	0	0	ALEX OVECHKIN	4	3	2	5	-6	2	2	0
BRAYDON COBURN	5	0	4	4	2	0	0	0	ERIC FEHR	5	1	4	5	1	6	0	0
SEAN COUTURIER	5	1	2	3	-2	0	0	0	TROY BROUWER	5	2	2	4	0	2	1	0
STEVE DOWNIE	5	1	2	3	1	27	0	0	MARCUS JOHANSSON	5	2	2	4	-3	0	1	0
MARK STREIT	5	2	0	2	0	4	1	0	MARTIN ERAT	4	0	4	4	2	0	0	0
WAYNE SIMMONDS	5	1	1	2	-3	18	0	0	DMITRY ORLOV	3	3	0	3	4	5	0	0
SCOTT HARTNELL	5	0	2	2	2	6	0	0	MIKHAIL GRABOVSKI	1	0	3	3	3	0	0	0
BRAYDEN SCHENN	5	0	2	2	-1	15	0	0	JAY BEAGLE	4	1	0	1	1	0	0	0
ADAM HALL	5	1	0	1	0	5	0	1	BROOKS LAICH	3	1	0	1	-3	2	1	0
VINCENT LECAVALIER	3	1	0	1	-2	30	0	0	KARL ALZNER	5	0	1	1	-5	6	0	0
LUKE SCHENN	5	0	1	1	-1	9	0	0	JOHN CARLSON	5	0	1	1	-7	2	0	0
ERIK GUSTAFSSON	3	0	1	1	0	0	0	0	JACK HILLEN	1	0	1	1	-1	0	0	0
CHRIS VANDELDELDE	2	0	1	1	1	2	0	0	NATE SCHMIDT	1	0	1	1	3	2	0	0
ANDREW MACDONALD	1	0	1	1	2	0	0	0	TOM WILSON	5	0	0	0	-1	44	0	0
NICKLAS GROSSMANN	5	0	0	0	1	7	0	0	JOHN SKINE	4	0	0	0	-1	21	0	0
ZAC RINALDO	5	0	0	0	1	19	0	0	STEVE OLEKSY	3	0	0	0	1	22	0	0
ANDREJ MESZAROS	1	0	0	0	-3	0	0	0	AARON VOLPATTI	3	0	0	0	0	22	0	0
									CONNOR CARRICK	2	0	0	0	-1	0	0	0
									MICHAEL LATTA	2	0	0	0	0	5	0	0
									NICOLAS DESCHAMPS	1	0	0	0	0	0	0	0
									DUSTIN PENNER	1	0	0	0	0	0	0	0
									RYAN STOA	1	0	0	0	-1	0	0	0
									ALEXANDER URBOM	1	0	0	0	1	15	0	0
									CASEY WELLMAN	1	0	0	0	0	0	0	0

GOALTENDING RECORD:

FLYERS	GP	MIN	GA	AVG	EN	SO	W	L	OT	SHOTS	SAVE %
STEVE MASON	5	284	17	3.59	0	0	3	1	1	130	.869
RAY EMERY	1	23	4	10.53	0	0	0	0	0	15	.733
TEAM TOTALS	5	307	21	4.10	0	0	3	1	1	145	.855
WASHINGTON	GP	MIN	GA	AVG	EN	SO	W	L	OT	SHOTS	SAVE %
BRADEN HOLTBY	4	215	14	3.91	0	1	1	1	1	119	.882
PHILIPP GRUBAUER	2	92	5	3.25	1	0	1	1	0	39	.872
TEAM TOTALS	5	307	19	3.71	1	1	2	2	1	158	.874

POWER PLAY

FLYERS	5	FOR	21	23.8%	WASHINGTON	7	FOR	24	29.2%
HOME	3	FOR	13	23.1%	HOME	1	FOR	11	9.1%
AWAY	2	FOR	8	25.0%	AWAY	6	FOR	13	46.2%

PENALTY KILLING

FLYERS	17	FOR	24	70.9%	WASHINGTON	16	FOR	21	76.2%
HOME	7	FOR	13	53.8%	HOME	6	FOR	8	75.0%
AWAY	10	FOR	11	90.9%	AWAY	10	FOR	13	76.9%

FLYERS VS. WINNIPEG JETS

2013 – 14 RESULTS: WON – 1; LOST – 0; OTL – 1

DATE	GAME NO.	FLYERS	FLYERS GOALSCORERS	GOALTENDERS	WINNING GOAL
11-15-13	19	FLYERS 2 AT WINNIPEG 3 (SO)	19, 17P	MASON(L)/PAVELEC(W)	LITTLE (SO)
11-29-13	25	WINNIPEG 1 AT FLYERS 2	19, 14S	MASON (W)/PAVELEC(L)	COUTURIER

	GP	W	L	OT	PTS	GF	GA	SO	PPG	SHG	PIM
FLYERS	2	1	0	1	3	4	3	0	1	1	22
WINNIPEG	2	1	1	0	2	3	4	0	2	0	16

GOALS BY PERIOD:	1ST	2ND	3RD	OT	TOTAL	SHOTS BY PERIOD:	1ST	2ND	3RD	OT	TOTAL
FLYERS	3	1	0	0	4	FLYERS	26	19	15	8	68
WINNIPEG	1	0	2	0	3	WINNIPEG	15	21	25	3	64

INDIVIDUAL SCORING:

FLYERS	GP	G	A	TP	+/-	PIM	PP	SH	WINNIPEG	GP	G	A	TP	+/-	PIM	PP	SH
SCOTT HARTNELL	2	2	1	3	2	0	0	0	DUSTIN BYFUGLIEN	2	2	0	2	-3	0	2	0
SEAN COUTURIER	2	1	0	1	1	2	0	1	OLLI JOKINEN	2	0	2	2	-1	4	0	0
WAYNE SIMMONDS	2	1	0	1	0	2	1	0	MICHAEL FROLIK	2	1	0	1	0	0	0	0
CLAUDE GIROUX	2	0	1	1	2	2	0	0	EVANDER KANE	2	0	1	1	-1	0	0	0
KIMMO TIMONEN	2	0	1	1	1	0	0	0	MARK SCHEIFELE	2	0	1	1	0	0	0	0
JAKUB VORACEK	2	0	1	1	1	0	0	0	DEVIN SETOGUCHI	2	0	1	1	0	2	0	0
BRAYDON COBURN	2	0	0	0	1	2	0	0	MARK STUART	1	0	1	1	1	2	0	0
STEVE DOWNIE	2	0	0	0	1	6	0	0	GRANT CLITSOME	2	0	0	0	-1	0	0	0
NICKLAS GROSSMANN	2	0	0	0	1	2	0	0	KEATON ELLERBY	2	0	0	0	1	0	0	0
ADAM HALL	2	0	0	0	-1	0	0	0	TOBIAS ENSTROM	2	0	0	0	-1	4	0	0
VINCENT LECALAVALIER	2	0	0	0	0	2	0	0	MATT HALISCHUK	2	0	0	0	1	0	0	0
MATT READ	2	0	0	0	1	0	0	0	ANDREW LADD	2	0	0	0	-1	0	0	0
ZAC RINALDO	2	0	0	0	-1	0	0	0	BRYAN LITTLE	2	0	0	0	-1	0	0	0
BRAYDEN SCHENN	2	0	0	0	0	0	0	0	ERIC TANGRADI	2	0	0	0	-1	0	0	0
LUKE SCHENN	2	0	0	0	0	0	0	0	CHRIS THORBURN	2	0	0	0	0	0	0	0
MARK STREIT	2	0	0	0	1	0	0	0	BLAKE WHEELER	2	0	0	0	-2	0	0	0
ERIK GUSTAFSSON	1	0	0	0	0	0	0	0	JAMES WRIGHT	2	0	0	0	0	0	0	0
ANDRAEL MESZAROS	1	0	0	0	0	4	0	0	ZACH BOGOSIAN	1	0	0	0	0	0	0	0
MICHAEL RAFFL	1	0	0	0	-1	0	0	0	ADAM PARDY	1	0	0	0	0	4	0	0
JAY ROSEHILL	1	0	0	0	0	0	0	0	JACOB TROUBA	1	0	0	0	-1	0	0	0

GOALTENDING RECORD:

FLYERS	GP	MIN	GA	AVG	EN	SO	W	L	OT	SHOTS	SAVE %
STEVE MASON	2	125	3	1.44	0	0	1	0	1	64	.953
TEAM TOTALS	2	125	3	1.44	0	0	1	0	1	64	.953

WINNIPEG	GP	MIN	GA	AVG	EN	SO	W	L	OT	SHOTS	SAVE %
ONDREJ PAVELEC	2	124	4	1.94	0	0	1	1	0	68	.941
TEAM TOTALS	2	124	4	1.94	0	0	1	1	0	68	.941

POWER PLAY:

FLYERS	1	FOR	7	14.3%	WINNIPEG	2	FOR	10	20.0%
HOME	0	FOR	4	0.0%	HOME	2	FOR	4	50.0%
AWAY	1	FOR	3	33.3%	AWAY	0	FOR	6	0.0%

PENALTY KILLING

FLYERS	8	FOR	10	80.0%	WINNIPEG	6	FOR	7	85.7%
HOME	6	FOR	6	100%	HOME	2	FOR	3	66.7%
AWAY	2	FOR	4	50.0%	AWAY	4	FOR	4	100%

FLYERS RECORD BY GAME - BEST

GAME	PTS	TIMES	RECORD	LAST TIME	GAME	PTS	TIMES	RECORD	LAST TIME
1	2	21x	1-0-0	2011-12	46	74		31-3-12	1979-80
2	4	14x	2-0-0	2011-12	47	76		32-3-12	1979-80
3	6	11x	3-0-0	2011-12	48	78		33-3-12	1979-80
4	8	7x	4-0-0	1995-96	49	80		34-3-12	1979-80
5	10	2x	5-0-0	1986-87	50	82		35-3-12	1979-80
6	12		6-0-0	1986-87	51	83		35-3-13	1979-80
7	13		6-0-1	1981-82	52	83		35-4-13	1979-80
8	15		7-0-1	1981-82	53	85		36-4-13	1979-80
9	15	2x	7-1-1	1981-82	54	87		37-4-13	1979-80
10	17	2x	8-1-1	1981-82	55	89		38-4-13	1979-80
11	19		9-1-1	1979-80	56	91		39-4-13	1979-80
12	21		10-1-1	1979-80	57	91		39-5-13	1979-80
13	23		11-1-1	1979-80	58	93		40-5-13	1979-80
14	25		12-1-1	1979-80	59	95		41-5-13	1979-80
15	27		13-1-1	1979-80	60	96		41-5-14	1979-80
16	28	2x	14-2-0	1985-86	61	97		41-5-15	1979-80
			13-1-2	1979-80	62	97		41-6-15	1979-80
17	30	2x	15-2-0	1985-86	63	99		42-6-15	1979-80
			14-1-2	1979-80	64	99		42-7-15	1979-80
18	32		15-1-2	1979-80	65	101		43-7-15	1979-80
19	33		15-1-3	1979-80	66	103		44-7-15	1979-80
20	35		16-1-3	1979-80	67	105		45-7-15	1979-80
21	37		17-1-3	1979-80	68	106		45-7-16	1979-80
22	38		17-1-4	1979-80	69	106		45-8-16	1979-80
23	39		17-1-5	1979-80	70	107		45-8-17	1979-80
24	40		17-1-6	1979-80	71	108		47-10-14	1975-76
25	42		18-1-6	1979-80	72	108	2x	45-9-18	1979-80
26	43		18-1-7	1979-80				47-11-14	1975-76
27	45		19-1-7	1979-80	73	110		48-11-14	1975-76
28	47		20-1-7	1979-80	74	111		48-11-15	1975-76
29	48		20-1-8	1979-80	75	113		49-11-15	1975-76
30	49		20-1-9	1979-80	76	114		49-11-16	1975-76
31	51		21-1-9	1979-80	77	114		49-12-16	1975-76
32	53		22-1-9	1979-80	78	116		50-12-16	1975-76
33	54		22-1-10	1979-80	79	118		51-12-16	1975-76
34	56		23-1-10	1979-80	80	118		51-13-16	1975-76
35	58		24-1-10	1979-80	81	104		46-23-12	2010-11
36	60		25-1-10	1979-80	82	106		47-23-12	2010-11
37	62		26-1-10	1979-80	83	81		35-37-11	1992-93
38	62		26-2-10	1979-80	84	83		36-37-11	1992-93
39	64		27-2-10	1979-80					
40	64		27-3-10	1979-80					
41	65		27-3-11	1979-80					
42	67		28-3-11	1979-80					
43	69		29-3-11	1979-80					
44	70		29-3-12	1979-80					
45	72		30-3-12	1979-80					

+ Record includes three points awarded for three overtime losses.

Changes in the NHL season length since the Flyers inception are as follows:

- 1967-68 – 74 games
- 1968-70 – 76 games
- 1970-74 – 78 games
- 1974-92 – 80 games
- 1992-94 – 84 games
- 1994-12 – 82 games
- 2012-13 – 48 games

FLYERS RECORD BY GAME - WORST

GAME	PTS	TIMES	RECORD	LAST TIME	GAME	PTS	TIMES	RECORD	LAST TIME
1	0	17x	0-1-0	2013-14	44	26		11-29-4	2006-07
2	0	10x	0-2-0	2013-14	45	26		11-30-4	2006-07
3	0	3x	0-3-0	2013-14	46	26		11-31-4	2006-07
4	1	3x	0-3-1	2008-09	47	27		11-31-5	2006-07
5	2	2x	0-4-1	1999-2000#	48	27		11-32-5	2006-07
			0-3-2	2008-09	49	29		12-32-5	2006-07
6	2		0-5-1	1999-2000#	50	30		12-32-6	2006-07
7	2		1-6-0	2013-14	51	31		12-32-7	2006-07
8	2		1-7-0	2013-14	52	33		13-32-7	2006-07
9	4		2-7-0	2013-14	53	33		13-33-7	2006-07
10	5	2x	2-7-1	2006-07	54	34		13-33-8	2006-07
11	6		3-8-0	2013-14	55	36		14-33-8	2006-07
12	6		3-9-0	2013-14	56	38		15-33-8	2006-07
13	7		3-9-1	2006-07	57	38		15-34-8	2006-07
14	7		3-10-1	2006-07	58	40		16-34-8	2006-07
15	7		3-11-1	2006-07	59	40		16-35-8	2006-07
16	8		3-11-2	2006-07	60	40		16-36-8	2006-07
17	8		3-12-2	2006-07	61	41	2x	16-36-9	2006-07
18	10		4-12-2	2006-07				13-33-15	1968-69
19	12		5-12-2	2006-07	62	41		16-37-9	2006-07
20	12		5-13-2	2006-07	63	42		16-37-10	2006-07
21	12		5-14-2	2006-07	64	44	2x	17-37-10	2006-07
22	13		5-14-3	2006-07				13-33-18	1968-69
23	15	2x	6-14-3	2006-07	65	45		17-37-11	2006-07
24	15		6-15-3	1968-69	66	47	2x	18-37-11	2006-07
25	16		6-15-4	1968-69				14-33-19	1968-69
26	16		6-16-4	1968-69	67	47		18-38-11	2006-07
27	16		6-17-4	1968-69	68	49		19-38-11	2006-07
28	18		7-17-4	1968-69	69	49		19-39-11	2006-07
29	20	2x	8-17-4	2006-07	70	49		19-40-11	2006-07
30	20		8-18-4	2006-07	71	51		20-40-11	2006-07
31	20		8-19-4	2006-07	72	51		20-41-11	2006-07
32	20		8-20-4	2006-07	73	51		20-42-11	2006-07
33	20		8-21-4	2006-07	74	51		20-43-11	2006-07
34	20		8-22-4	2006-07	75	51		20-44-11	2006-07
35	20		8-23-4	2006-07	76	53		21-44-11	2006-07
36	20		8-24-4	2006-07	77	53		21-45-11	2006-07
37	22		9-24-4	2006-07	78	53		21-46-11	2006-07
38	24		10-24-4	2006-07	79	54		21-46-12	2006-07
39	26		11-24-4	2006-07	80	54		21-47-12	2006-07
40	26		11-25-4	2006-07	81	54		21-48-12	2006-07
41	26		11-26-4	2006-07	82	56		22-48-12	2006-07
42	26		11-27-4	2006-07	83	79		35-39-9	1993-94
43	26		11-28-4	2006-07	84	80		35-39-10	1993-94

#Record includes one point awarded for an overtime loss.

FLYERS ALL-TIME RECORDS VS. NHL TEAMS (OVERALL)

TEAM	SITE	GP	W	L	T	OTL	PTS	PCT.	GF	GA	SOV	SOA
Anaheim	Home	12	4	4	3	1	12	0.500	31	26	2	0
	Road	14	6	5	2	1	15	0.536	49	51	1	0
	Totals	26	10	9	5	2	27	0.519	80	77	3	0
Arizona	Home	36	25	10	0	1	51	0.708	145	95	2	2
	Road	35	18	15	2	0	38	0.543	116	111	0	3
	Totals	71	43	25	2	1	89	0.627	261	206	2	5
Boston	Home	91	37	40	10	4	88	0.484	287	281	2	6
	Road	92	28	48	11	5	72	0.391	253	325	2	7
	Totals	183	65	88	21	9	160	0.437	540	606	4	13
Buffalo	Home	84	49	20	12	3	113	0.673	294	217	7	2
	Road	80	32	38	8	2	74	0.463	230	266	3	5
	Totals	164	81	58	20	5	187	0.570	524	483	10	7
Calgary	Home	55	35	15	3	2	75	0.682	205	146	5	2
	Road	56	22	25	9	0	53	0.473	187	215	1	3
	Totals	111	57	40	12	2	128	0.577	392	361	6	5
Carolina	Home	61	40	12	5	4	89	0.730	228	158	5	2
	Road	61	34	16	9	2	79	0.648	219	180	1	3
	Totals	122	74	28	14	6	168	0.689	447	338	6	5
Chicago	Home	66	39	16	11	0	89	0.674	218	170	3	4
	Road	64	17	28	19	0	53	0.414	182	220	2	2
	Totals	130	56	44	30	0	142	0.546	400	390	5	6
Colorado	Home	38	25	9	2	2	54	0.711	137	100	1	0
	Road	40	11	15	12	2	36	0.450	132	141	1	0
	Totals	78	36	24	14	4	90	0.577	269	241	2	0
Columbus	Home	7	5	1	1	0	11	0.786	29	16	1	1
	Road	8	2	4	2	0	6	0.375	16	23	0	1
	Totals	15	7	5	3	0	17	0.567	45	39	1	2
Dallas	Home	72	46	10	16	0	108	0.750	273	163	6	3
	Road	71	26	29	16	0	68	0.479	225	229	2	6
	Totals	143	72	39	32	0	176	0.615	498	392	8	9
Detroit	Home	62	38	13	11	0	87	0.702	248	174	4	1
	Road	65	20	35	10	0	50	0.385	201	233	0	3
	Totals	127	58	48	21	0	137	0.539	449	407	4	4
Edmonton	Home	35	22	11	2	0	46	0.657	142	96	2	1
	Road	32	9	17	6	0	24	0.375	90	109	0	2
	Totals	67	31	28	8	0	70	0.522	232	205	2	3
Florida	Home	42	18	15	6	3	45	0.536	110	107	3	3
	Road	41	28	12	1	0	57	0.695	139	99	2	0
	Totals	83	46	27	7	3	102	0.614	249	206	5	3
L.A.	Home	68	42	17	7	2	93	0.684	253	165	11	5
	Road	71	41	21	8	1	91	0.641	240	204	8	4
	Totals	139	83	38	15	3	184	0.662	493	369	19	9
Minnesota	Home	9	7	1	0	1	15	0.833	29	12	1	1
	Road	6	2	3	1	0	5	0.417	13	11	0	2
	Totals	15	9	4	1	1	20	0.667	42	23	1	3
Montreal	Home	90	38	34	16	2	94	0.522	272	263	3	8
	Road	91	32	43	14	2	80	0.440	269	310	3	7
	Totals	181	70	77	30	4	174	0.481	541	573	6	15

FLYERS ALL-TIME RECORDS VS. NHL TEAMS (OVERALL)

TEAM	SITE	GP	W	L	T	OTL	PTS	PCT.	GF	GA	SOF	SOA
Nashville	Home	10	5	2	1	2	13	0.650	33	20	1	0
	Road	8	3	1	2	2	10	0.625	18	18	1	0
	Totals	18	8	3	3	4	23	0.639	51	38	2	0
New Jersey	Home	113	66	32	10	5	147	0.650	400	290	13	6
	Road	112	41	58	8	5	95	0.424	342	370	3	9
	Totals	225	107	90	18	10	242	0.538	742	660	16	15
NY Islanders	Home	123	75	33	11	4	165	0.671	440	335	7	5
	Road	126	54	54	15	3	126	0.500	383	423	6	3
	Totals	249	129	87	26	7	291	0.584	823	758	13	8
NY Rangers	Home	138	67	53	14	4	152	0.551	429	384	7	6
	Road	138	51	61	23	3	128	0.464	392	437	5	7
	Totals	276	118	114	37	7	280	0.507	821	821	12	13
Ottawa	Home	40	24	12	2	2	52	0.650	135	107	1	2
	Road	41	15	17	6	3	39	0.476	121	126	2	1
	Totals	81	39	29	8	5	91	0.562	256	233	3	3
Pittsburgh	Home	134	93	29	8	4	198	0.739	537	353	14	5
	Road	135	53	56	22	4	132	0.489	435	471	6	8
	Totals	269	146	85	30	8	330	0.613	972	824	20	13
St. Louis	Home	71	48	13	10	0	106	0.746	276	162	8	3
	Road	72	36	27	7	2	81	0.563	225	203	6	6
	Totals	143	84	40	17	2	187	0.654	501	365	14	9
San Jose	Home	16	6	6	2	2	16	0.500	51	53	0	1
	Road	17	8	6	2	1	19	0.559	44	42	2	2
	Totals	33	14	12	4	3	35	0.530	95	95	2	3
Tampa Bay	Home	41	20	12	7	2	49	0.598	129	105	6	3
	Road	44	22	20	1	1	46	0.523	126	136	1	1
	Totals	85	42	32	8	3	95	0.559	255	241	7	4
Toronto	Home	84	52	24	8	0	112	0.667	311	203	7	5
	Road	84	38	29	14	3	93	0.554	272	256	6	3
	Totals	168	90	53	22	3	205	0.610	583	459	13	8
Vancouver	Home	58	38	19	1	0	77	0.664	245	174	4	0
	Road	55	32	11	12	0	76	0.691	220	157	4	1
	Totals	113	70	30	13	0	153	0.677	465	331	8	1
Washington	Home	102	63	31	6	2	134	0.657	384	289	5	5
	Road	97	42	37	13	5	102	0.526	311	315	5	6
	Totals	199	105	68	19	7	236	0.593	695	604	10	11
Winnipeg	Home	26	16	5	2	3	37	0.712	101	77	2	2
	Road	27	18	6	1	2	39	0.722	91	68	1	2
	Totals	53	34	11	3	5	76	0.717	192	145	3	4

FLYERS REGULAR SEASON RECORD VS. NHL TEAMS 1967-2014

ANAHEIM

YEAR	OVERALL						HOME						ROAD					
	GP	W	L	T	OTL	PTS	GP	W	L	T	OTL	PTS	GP	W	L	T	OTL	PTS
1993-94	2	0	2	0	--	0	1	0	1	0	--	0	1	0	1	0	--	0
1994-95	Did Not Play						Did Not Play						Did Not Play					
1995-96	2	1	0	1	--	3	1	0	0	1	--	1	1	1	0	0	--	2
1996-97	2	2	0	0	--	4	1	1	0	0	--	2	1	1	0	0	--	2
1997-98	2	0	0	2	--	2	1	0	0	1	--	1	1	0	0	1	--	1
1998-99	2	1	1	0	--	2	1	1	0	0	--	2	1	0	1	0	--	0
1999-00	2	0	0	2	0	2	1	0	0	1	0	1	1	0	0	1	0	1
2000-01	1	0	1	0	0	0	1	0	1	0	0	0	Did Not Play					
2001-02	2	1	1	0	0	2	1	1	0	0	0	2	1	0	1	0	0	0
2002-03	1	1	0	0	0	2	Did Not Play						1	1	0	0	0	2
2003-04	1	0	0	0	1	1	Did Not Play						1	0	0	0	1	1
2005-06	Did Not Play						Did Not Play						Did Not Play					
2006-07	1	1	0	--	0	2	Did Not Play						1	1	0	--	0	2
2007-08	1	1	0	--	0	2	1	1	0	--	0	2	Did Not Play					
2008-09	1	1	0	--	0	2	Did Not Play						1	1	0	--	0	2
2009-10	1	0	0	--	1	1	1	0	0	0	1	1	Did Not Play					
2010-11	2	0	2	--	--	0	1	0	1	--	--	0	1	0	1	--	--	0
2011-12	1	1	0	--	0	2	Did Not Play						1	1	0	--	0	2
2012-13	Did Not Play						Did Not Play						Did Not Play					
2013-14	2	0	2	--	0	0	1	0	1	--	0	0	1	0	1	--	0	0
TOTALS	26	10	9	5	2	27	12	4	4	3	1	12	14	6	5	2	1	15

ARIZONA

YEAR	OVERALL						HOME						ROAD					
	GP	W	L	T	OTL	PTS	GP	W	L	T	OTL	PTS	GP	W	L	T	OTL	PTS
1979-80	4	4	0	0	--	8	2	2	0	0	--	4	2	2	0	0	--	4
1980-81	4	3	1	0	--	6	2	2	0	0	--	4	2	1	1	0	--	2
1981-82	3	1	2	0	--	2	2	1	1	0	--	2	1	0	1	0	--	0
1982-83	3	3	0	0	--	6	1	1	0	0	--	2	2	2	0	0	--	4
1983-84	3	2	1	0	--	4	2	2	0	0	--	4	1	0	1	0	--	0
1984-85	3	0	3	0	--	0	1	0	1	0	--	0	2	0	2	0	--	0
1985-86	3	2	1	0	--	4	2	2	0	0	--	4	1	0	1	0	--	0
1986-87	3	2	1	0	--	4	1	1	0	0	--	2	2	1	1	0	--	2
1987-88	3	3	0	0	--	6	2	2	0	0	--	4	1	1	0	0	--	2
1988-89	3	2	0	1	--	5	1	1	0	0	--	2	2	1	0	1	--	3
1989-90	3	1	2	0	--	2	2	1	1	0	--	2	1	0	1	0	--	0
1990-91	3	3	0	0	--	6	1	1	0	0	--	2	2	2	0	0	--	4
1991-92	3	0	3	0	--	0	2	0	2	0	--	0	1	0	1	0	--	0
1992-93	2	2	0	0	--	4	1	1	0	0	--	2	1	1	0	0	--	2
1993-94	2	0	1	1	--	1	1	0	1	0	--	0	1	0	0	1	--	1
1994-95	Did Not Play						Did Not Play						Did Not Play					
1995-96	2	1	1	0	--	2	1	1	0	0	--	2	1	0	1	0	--	0
1996-97	2	2	0	0	--	4	1	1	0	0	--	2	1	1	0	0	--	2
1997-98	2	1	1	0	--	2	1	0	1	0	--	0	1	1	0	0	--	2
1998-99	2	2	0	0	--	4	1	1	0	0	--	2	1	1	0	0	--	2
1999-00	2	2	0	0	0	4	1	1	0	0	0	2	1	1	0	0	0	2
2000-01	2	0	2	0	0	0	1	0	1	0	0	0	1	0	1	0	0	0
2001-02	1	0	1	0	0	0	Did Not Play						1	0	1	0	0	0
2002-03	2	1	1	0	0	2	1	1	0	0	0	2	1	0	1	0	0	0
2003-04	2	2	0	0	0	4	1	1	0	0	0	2	1	1	0	0	0	2
2005-06	Did Not Play						Did Not Play						Did Not Play					
2006-07	1	0	1	--	0	0	Did Not Play						1	0	1	--	0	0
2007-08	1	0	1	--	0	0	1	0	1	--	0	0	Did Not Play					
2008-09	1	1	0	--	0	2	1	1	0	--	0	2	Did Not Play					
2009-10	1	0	1	--	0	0	Did Not Play						1	0	1	--	0	0
2010-11	1	0	0	--	1	1	1	0	0	--	1	1	Did Not Play					
2011-12	2	2	0	--	0	4	1	0	--	0	2	1	1	0	--	0	2	
2012-13	Did Not Play						Did Not Play						Did Not Play					
2013-14	2	1	1	--	0	2	1	0	1	--	0	0	1	1	0	--	0	2
TOTALS	71	43	25	2	1	89	36	25	10	0	1	51	35	18	15	2	0	38

FLYERS REGULAR SEASON RECORD VS. NHL TEAMS 1967-2014

BOSTON

YEAR	OVERALL						HOME						ROAD					
	GP	W	L	T	OTL	PTS	GP	W	L	T	OTL	PTS	GP	W	L	T	OTL	PTS
1967-68	4	1	3	0	--	2	2*	0	2	0	--	0	2	1	1	0	--	2
1968-69	6	2	4	0	--	4	3	2	1	0	--	4	3	0	3	0	--	0
1969-70	6	0	4	2	--	2	3	0	2	1	--	1	3	0	2	1	--	1
1970-71	6	0	6	0	--	0	3	0	3	0	--	0	3	0	3	0	--	0
1971-72	6	0	6	0	--	0	3	0	3	0	--	0	3	0	3	0	--	0
1972-73	5	0	4	1	--	1	3	0	3	0	--	0	2	0	1	1	--	1
1973-74	5	1	3	1	--	3	2	1	0	1	--	3	3	0	3	0	--	0
1974-75	4	1	2	1	--	3	2	1	1	0	--	2	2	0	1	1	--	1
1975-76	4	1	2	1	--	3	2	1	1	0	--	2	2	0	1	1	--	1
1976-77	4	3	1	0	--	6	2	1	1	0	--	2	2	2	0	0	--	4
1977-78	4	2	1	1	--	5	2	2	0	0	--	4	2	0	1	1	--	1
1978-79	5	3	1	1	--	7	2	2	0	0	--	4	3	1	1	1	--	3
1979-80	4	1	1	2	--	4	2	0	0	2	--	2	2	1	1	0	--	2
1980-81	4	2	2	0	--	4	2	2	0	0	--	4	2	0	2	0	--	0
1981-82	3	2	1	0	--	4	2	1	1	0	--	2	1	1	0	0	--	2
1982-83	3	0	2	1	--	1	1	0	0	1	--	1	2	0	2	0	--	0
1983-84	3	1	1	1	--	3	2	1	0	1	--	3	1	0	1	0	--	0
1984-85	3	2	1	0	--	4	1	1	0	0	--	2	2	1	1	0	--	2
1985-86	3	2	1	0	--	4	2	2	0	0	--	4	1	0	1	0	--	0
1986-87	3	2	1	0	--	4	1	1	0	0	--	2	2	1	1	0	--	2
1987-88	3	2	1	0	--	4	2	1	1	0	--	2	1	1	0	0	--	2
1988-89	3	1	2	0	--	2	1	1	0	0	--	2	2	0	2	0	--	0
1989-90	3	0	3	0	--	0	2	0	2	0	--	0	1	0	1	0	--	0
1990-91	3	1	2	0	--	2	1	0	1	0	--	0	2	1	1	0	--	2
1991-92	3	2	1	0	--	4	1	1	0	0	--	2	2	1	1	0	--	2
1992-93	4	1	3	0	--	2	2	0	2	0	--	0	2	1	1	0	--	2
1993-94	5	2	2	1	--	5	2	1	1	0	--	2	3*	1	1	1	--	3
1994-95	4	2	2	0	--	4	2	2	0	0	--	4	2	0	2	0	--	0
1995-96	4	2	2	0	--	4	2	1	1	0	--	2	2	1	1	0	--	2
1996-97	4	2	1	1	--	5	2	2	0	0	--	4	2	0	1	1	--	1
1997-98	4	0	3	1	--	1	2	0	1	1	--	1	2	0	2	0	--	0
1998-99	4	2	1	1	--	5	2	1	0	1	--	3	2	1	1	0	--	2
1999-00	4	3	0	1	0	7	2	2	0	0	0	4	2	1	0	1	0	3
2000-01	4	1	2	1	0	3	2	1	1	0	0	2	2	0	1	1	0	1
2001-02	4	2	1	0	1	5	2	0	1	0	1	1	2	2	0	0	0	4
2002-03	4	1	0	2	1	5	2	0	0	2	0	2	2	1	0	0	1	3
2003-04	4	1	1	1	1	4	2	1	1	0	0	2	2	0	0	1	1	2
2005-06	4	3	1	--	0	6	2	1	1	--	0	2	2	2	0	--	0	4
2006-07	4	2	2	--	0	4	2	1	1	--	0	2	2	1	1	--	0	2
2007-08	4	1	1	--	2	4	2	0	1	--	1	1	2	1	0	--	1	3
2008-09	4	2	2	--	0	4	2	0	2	--	0	0	2	2	0	--	0	4
2009-10	4	2	1	--	1	5	2	1	1	--	0	2	2	1	0	--	1	3
2010-11	4	1	3	--	--	2	2	0	2	--	0	0	2	1	1	--	0	2
2011-12	4	1	1	--	2	4	2	0	1	--	1	1	2	1	0	--	1	3
2012-13	3	2	1	--	0	4	2	2	0	--	0	4	1	0	1	--	0	0
2013-14	3	0	2	--	1	1	2	0	1	--	1	1	1	0	1	--	0	0
TOTALS	183	65	88	21	9	160	91	37	40	10	4	88	92	28	48	11	5	72

BUFFALO

YEAR	OVERALL						HOME						ROAD					
	GP	W	L	T	OTL	PTS	GP	W	L	T	OTL	PTS	GP	W	L	T	OTL	PTS
1970-71	6	3	2	1	--	7	3	2	0	1	--	5	3	1	2	0	--	2
1971-72	6	2	2	2	--	6	3	2	0	1	--	5	3	0	2	1	--	1
1972-73	5	3	2	0	--	6	2	2	0	0	--	4	3	1	2	0	--	2
1973-74	5	5	0	0	--	10	3	3	0	0	--	6	2	2	0	0	--	4
1974-75	4	3	0	1	--	7	2	2	0	0	--	4	2	1	0	1	--	3
1975-76	4	3	0	1	--	7	2	2	0	0	--	4	2	1	0	1	--	3
1976-77	4	2	2	0	--	4	2	2	0	0	--	4	2	0	2	0	--	0
1977-78	4	0	3	1	--	1	2	0	1	1	--	1	2	0	2	0	--	0
1978-79	5	3	0	2	--	8	3	1	0	2	--	4	2	2	0	0	--	4
1979-80	4	3	0	1	--	7	2	2	0	0	--	4	2	1	0	1	--	3

FLYERS REGULAR SEASON RECORD VS. NHL TEAMS 1967-2014

BUFFALO (Continued)

YEAR	OVERALL						HOME						ROAD					
	GP	W	L	T	OTL	PTS	GP	W	L	T	OTL	PTS	GP	W	L	T	OTL	PTS
1980-81	4	0	2	2	--	2	2	0	1	1	--	1	2	0	1	1	--	1
1981-82	3	2	1	0	--	4	2	2	0	0	--	4	1	0	1	0	--	0
1982-83	3	1	2	0	--	2	1	1	0	0	--	2	2	0	2	0	--	0
1983-84	3	0	3	0	--	0	2	0	2	0	--	0	1	0	1	0	--	0
1984-85	3	1	1	1	--	3	1	0	1	0	--	0	2	1	0	1	--	3
1985-86	3	1	2	0	--	2	2	0	2	0	--	0	1	1	0	0	--	2
1986-87	3	2	1	0	--	4	1	1	0	0	--	2	2	1	1	0	--	2
1987-88	3	3	0	0	--	6	2	2	0	0	--	4	1	1	0	0	--	2
1988-89	3	2	1	0	--	4	1	1	0	0	--	2	2	1	1	0	--	2
1989-90	3	1	2	0	--	2	2	1	1	0	--	2	1	0	1	0	--	0
1990-91	3	0	3	0	--	0	1	0	1	0	--	0	2	0	2	0	--	0
1991-92	3	1	1	1	--	3	2	1	0	1	--	3	1	0	1	0	--	0
1992-93	3	1	1	1	--	3	2	0	1	1	--	1	1	1	0	0	--	2
1993-94	4	3	1	0	--	6	2	1	1	0	--	2	2	2	0	0	--	4
1994-95	3	2	1	0	--	4	2	2	0	0	--	4	1	0	1	0	--	0
1995-96	4	2	2	0	--	4	2	1	1	0	--	2	2	1	1	0	--	2
1996-97	4	1	2	1	--	3	2	0	1	1	--	1	2	1	1	0	--	2
1997-98	4	2	1	1	--	5	2	1	0	1	--	3	2	1	1	0	--	2
1998-99	4	0	1	3	--	3	2	0	0	2	--	2	2	0	1	1	--	1
1999-00	4	3	1	0	0	6	2	2	0	0	0	4	2	1	1	0	0	2
2000-01	4	4	0	0	0	8	2	2	0	0	0	4	2	2	0	0	0	4
2001-02	4	0	4	0	0	0	2	0	2	0	0	0	2	0	2	0	0	0
2002-03	4	2	2	0	0	4	2	2	0	0	0	4	2	0	2	0	0	0
2003-04	4	2	1	1	0	5	2	2	0	0	0	4	2	0	1	1	0	1
2005-06	4	1	2	--	1	3	2	0	1	--	1	1	2	1	1	--	0	2
2006-07	4	1	2	--	1	3	2	1	0	--	1	3	2	0	2	--	0	0
2007-08	4	1	2	--	1	3	2	0	1	--	1	1	2	1	1	--	0	2
2008-09	4	4	0	--	0	8	2	2	0	--	0	4	2	2	0	--	0	4
2009-10	4	1	2	--	1	2	2	0	2	--	0	0	2	1	0	--	1	3
2010-11	4	2	1	--	1	5	2	1	1	--	0	2	2	1	0	--	1	3
2011-12	4	4	0	--	0	8	2	2	0	--	0	4	2	2	0	--	0	4
2012-13	3	1	2	--	0	2	1	1	0	--	0	2	2	0	2	--	0	0
2013-14	3	3	0	--	0	6	2	2	0	--	0	4	1	1	0	--	0	2
TOTALS	164	81	58	20	5	187	84	49	20	12	3	113	80	32	38	8	2	74

CALGARY/ATLANTA

YEAR	OVERALL					HOME					ROAD							
	GP	W	L	T	OTL	PTS	GP	W	L	T	OTL	PTS	GP	W	L	T	OTL	PTS
1972-73	5	3	1	1	--	7	3	2	0	1	--	5	2	1	1	0	--	2
1973-74	6	2	2	2	--	6	3	1	2	0	--	2	3	1	0	2	--	4
1974-75	6	3	2	1	--	7	3	2	1	0	--	4	3	1	1	1	--	3
1975-76	6	4	1	1	--	9	3	3	0	0	--	6	3	1	1	1	--	3
1976-77	6	2	2	2	--	6	3	2	1	0	--	4	3	0	1	2	--	2
1977-78	6	4	1	1	--	9	3	3	0	0	--	6	3	1	1	1	--	3
1978-79	8	4	4	0	--	8	4	3	1	0	--	6	4	1	3	0	--	2
1979-80	4	2	2	0	--	4	2	2	0	0	--	4	2	0	2	0	--	0
1980-81	4	2	2	0	--	4	2	2	0	0	--	4	2	0	2	0	--	0
1981-82	3	3	0	0	--	6	1	1	0	0	--	2	2	2	0	0	--	4
1982-83	3	3	0	0	--	6	2	2	0	0	--	4	1	1	0	0	--	2
1983-84	3	2	1	0	--	4	1	1	0	0	--	2	2	1	1	0	--	2
1984-85	3	2	1	0	--	4	2	2	0	0	--	4	1	0	1	0	--	0
1985-86	3	2	1	0	--	4	1	1	0	0	--	2	2	1	1	0	--	2
1986-87	3	1	2	0	--	2	2	1	1	0	--	2	1	0	1	0	--	0
1987-88	3	0	3	0	--	0	1	0	1	0	--	0	2	0	2	0	--	0
1988-89	3	0	3	0	--	0	2	0	2	0	--	0	1	0	1	0	--	0
1989-90	3	1	1	1	--	3	1	0	1	0	--	0	2	1	0	1	--	3
1990-91	3	1	2	0	--	2	2	1	1	0	--	2	1	0	1	0	--	0
1991-92	3	2	1	0	--	4	1	1	0	0	--	2	2	1	1	0	--	2
1992-93	3	0	1	2	--	2	1	0	0	1	--	1	2*	0	1	1	--	1
1993-94	2	0	2	0	--	0	1	0	1	0	--	0	1	0	1	0	--	0

*Record includes game played at neutral site.

FLYERS REGULAR SEASON RECORD VS. NHL TEAMS 1967-2014

CALGARY/ATLANTA (Continued)

YEAR	OVERALL					PTS	HOME					PTS	ROAD					PTS	
	GP	W	L	T	OTL		GP	W	L	T	OTL		GP	W	L	T	OTL		
1994-95		Did Not Play						Did Not Play						Did Not Play					
1995-96	2	2	0	0	--	4	1	1	0	0	--	2	1	1	0	0	--	2	
1996-97	2	1	1	0	--	2	1	0	1	0	--	0	1	1	0	0	--	2	
1997-98	2	1	1	0	--	2	1	1	0	0	--	2	1	0	1	0	--	0	
1998-99	2	1	0	1	--	3	1	0	0	1	--	1	1	1	0	0	--	2	
1999-00	1	1	0	0	0	2	Did Not Play					1	1	0	0	0	2		
2000-01	2	1	1	0	0	2	1	1	0	0	0	2	1	0	1	0	0	0	
2001-02	1	0	1	0	0	0	1	0	1	0	0	0	Did Not Play						
2002-03	1	1	0	0	0	2	Did Not Play					1	1	0	0	0	2		
2003-04	1	0	0	0	1	1	1	0	0	1	0	1	Did Not Play						
2005-06	1	1	0	--	0	2	1	1	0	--	0	2	Did Not Play						
2006-07	Did Not Play						Did Not Play						Did Not Play						
2007-08	1	1	0	--	0	2	Did Not Play					1	1	0	--	0	2		
2008-09	1	0	1	--	0	0	1	0	1	--	0	0	Did Not Play						
2009-10	1	1	0	--	0	2	Did Not Play					1	1	0	--	0	2		
2010-11	1	0	0	--	1	1	1	0	0	--	1	1	Did Not Play						
2011-12	1	1	0	--	0	2	Did Not Play					1	1	0	--	0	2		
2012-13	Did Not Play						Did Not Play						Did Not Play						
2013-14	2	2	0	--	0	4	1	1	0	--	0	2	1	1	0	--	0	2	
TOTALS	111	57	40	12	2	128	55	35	15	3	2	75	56	22	25	9	0	53	

CAROLINA/HARTFORD

YEAR	OVERALL					PTS	HOME					PTS	ROAD					PTS
	GP	W	L	T	OTL		GP	W	L	T	OTL		GP	W	L	T	OTL	
1979-80	4	2	0	2	--	6	2	2	0	0	--	4	2*	0	0	2	--	2
1980-81	4	3	0	1	--	7	2	1	0	1	--	3	2	2	0	0	--	4
1981-82	3	3	0	0	--	6	2	2	0	0	--	4	1	1	0	0	--	2
1982-83	3	2	1	0	--	4	1	1	0	0	--	2	2	1	1	0	--	2
1983-84	3	1	2	0	--	2	2	1	1	0	--	2	1	0	1	0	--	0
1984-85	3	2	0	1	--	5	1	1	0	0	--	2	2	1	0	1	--	3
1985-86	3	3	0	0	--	6	2	2	0	0	--	4	1	1	0	0	--	2
1986-87	3	1	2	0	--	2	1	0	1	0	--	0	2	1	1	0	--	2
1987-88	3	2	1	0	--	4	2	2	0	0	--	4	1	0	1	0	--	0
1988-89	3	1	1	1	--	3	1	1	0	0	--	2	2	0	1	1	--	1
1989-90	3	1	2	0	--	2	2	1	1	0	--	2	1	0	1	0	--	0
1990-91	3	0	3	0	--	0	1	0	1	0	--	0	2	0	2	0	--	0
1991-92	3	0	3	0	--	0	2	0	2	0	--	0	1	0	1	0	--	0
1992-93	3	3	0	0	--	6	1	1	0	0	--	2	2	2	0	0	--	4
1993-94	4	3	1	0	--	6	2	1	1	0	--	2	2	2	0	0	--	4
1994-95	3	2	1	0	--	4	1	1	0	0	--	2	2	1	1	0	--	2
1995-96	4	3	0	1	--	7	2	2	0	0	--	4	2	1	0	1	--	3
1996-97	4	3	0	1	--	7	2	1	0	1	--	3	2	2	0	0	--	4
1997-98	4	2	1	1	--	5	2	1	1	0	--	2	2	1	0	1	--	3
1998-99	4	2	0	2	--	6	2	1	0	1	--	3	2	1	0	1	--	3
1999-00	4	2	2	0	0	4	2	1	1	0	0	2	2	1	1	0	0	2
2000-01	4	3	1	0	0	6	2	2	0	0	0	4	2	1	1	0	0	2
2001-02	4	3	1	0	0	6	2	2	0	0	0	4	2	1	1	0	0	2
2002-03	4	2	0	2	0	6	2	1	0	1	0	3	2	1	0	1	0	3
2003-04	4	2	0	2	0	6	2	1	0	1	0	3	2	1	0	1	0	3
2005-06	4	2	1	--	1	5	2	1	0	--	1	3	2	1	1	--	0	2
2006-07	4	2	1	--	1	5	2	1	1	--	0	2	2	1	0	--	1	3
2007-08	4	3	0	--	1	7	2	1	0	--	1	3	2	2	0	--	0	4
2008-09	4	3	0	--	1	7	2	1	0	--	1	3	2	2	0	--	0	4
2009-10	4	4	0	--	0	8	2	2	0	--	0	4	2	2	0	--	0	4
2010-11	4	3	1	--	0	6	2	2	0	--	0	4	2	1	1	--	0	2
2011-12	4	3	1	--	0	6	2	1	1	--	0	2	2	2	0	--	0	4
2012-13	3	3	0	--	0	6	2	2	0	--	0	4	1	1	0	--	0	2
2013-14	4	0	2	--	2	2	2	0	1	--	1	1	2	0	1	--	1	1
TOTALS	122	74	28	14	6	168	61	40	12	5	4	89	61	34	16	9	2	79

*Record includes game played at neutral site.

FLYERS REGULAR SEASON RECORD VS. NHL TEAMS 1967-2014

CHICAGO

YEAR	OVERALL					HOME					ROAD							
	GP	W	L	T	PTS	GP	W	L	T	PTS	GP	W	L	T	PTS			
1967-68	4	1	3	0	--	2	2	1	1	0	--	2	0	2	0	--	0	
1968-69	6	0	3	3	--	3	3	0	2	1	--	1	3	0	1	2	--	2
1969-70	6	0	4	2	--	2	3	0	3	0	--	0	3	0	1	2	--	2
1970-71	6	1	4	1	--	3	3	1	1	1	--	3	3	0	3	0	--	0
1971-72	6	2	3	1	--	5	3	2	1	0	--	4	3	0	2	1	--	1
1972-73	5	2	2	1	--	5	2	1	0	1	--	3	3	1	2	0	--	2
1973-74	5	2	2	1	--	5	3	2	1	0	--	4	2	0	1	1	--	1
1974-75	5	4	1	0	--	8	3	3	0	0	--	6	2	1	1	0	--	2
1975-76	5	2	1	2	--	6	2	1	0	1	--	3	3	1	1	1	--	3
1976-77	5	3	0	2	--	8	3	3	0	0	--	6	2	0	0	2	--	2
1977-78	5	2	2	1	--	5	2	2	0	0	--	4	3	0	2	1	--	1
1978-79	4	1	3	0	--	2	2	0	2	0	--	0	2	1	1	0	--	2
1979-80	4	2	0	2	--	6	2	1	0	1	--	3	2	1	0	1	--	3
1980-81	4	1	1	2	--	4	2	1	0	1	--	3	2	0	1	1	--	1
1981-82	3	1	1	1	--	3	1	0	0	1	--	1	2	1	1	0	--	2
1982-83	3	1	1	1	--	3	2	0	1	1	--	1	1	1	0	0	--	2
1983-84	3	1	0	2	--	4	1	1	0	0	--	2	2	0	0	2	--	2
1984-85	3	2	1	0	--	4	2	2	0	0	--	4	1	0	1	0	--	0
1985-86	3	2	0	1	--	5	1	1	0	0	--	2	2	1	0	1	--	3
1986-87	3	2	0	1	--	5	2	2	0	0	--	4	1	0	0	1	--	1
1987-88	3	0	3	0	--	0	1	0	1	0	--	0	2	0	2	0	--	0
1988-89	3	3	0	0	--	6	2	2	0	0	--	4	1	1	0	0	--	2
1989-90	3	0	3	0	--	0	1	0	1	0	--	0	2	0	2	0	--	0
1990-91	3	2	1	0	--	4	2	1	1	0	--	2	1	1	0	0	--	2
1991-92	3	0	0	3	--	3	2	0	0	2	--	2	1	0	0	1	--	1
1992-93	2	1	0	1	--	3	1	1	0	0	--	2	1	0	0	1	--	1
1993-94	2	1	0	1	--	3	1	0	0	1	--	1	1	1	0	0	--	2
1994-95	Did Not Play					Did Not Play					Did Not Play							
1995-96	2	1	1	0	--	2	1	1	0	0	--	2	1	0	1	0	--	0
1996-97	2	0	1	1	--	1	1	0	1	0	--	0	1	0	0	1	--	1
1997-98	2	2	0	0	--	4	1	1	0	0	--	2	1	1	0	0	--	2
1998-99	2	2	0	0	--	4	1	1	0	0	--	2	1	1	0	0	--	2
1999-00	1	1	0	0	0	2	1	1	0	0	0	2	Did Not Play					
2000-01	1	1	0	0	0	2	Did Not Play					1	1	0	0	0	2	
2001-02	2	1	1	0	0	2	1	1	0	0	0	2	1	0	1	0	0	0
2002-03	2	2	0	0	0	4	1	1	0	0	0	2	1	1	0	0	0	2
2003-04	1	1	0	0	0	2	1	1	0	0	0	2	Did Not Play					
2005-06	1	1	0	--	0	2	Did Not Play					1	1	0	--	0	2	
2006-07	1	1	0	--	0	2	1	1	0	--	0	2	Did Not Play					
2007-08	Did Not Play					Did Not Play					Did Not Play							
2008-09	1	0	1	--	0	0	Did Not Play					1	0	1	--	0	0	
2009-10	1	1	0	--	0	2	1	1	0	--	0	2	Did Not Play					
2010-11	1	1	0	--	0	2	Did Not Play					1	1	0	--	0	2	
2011-12	1	1	0	--	0	2	1	1	0	--	0	2	Did Not Play					
2012-13	Did Not Play					Did Not Play					Did Not Play							
2013-14	2	1	1	0	0	2	1	1	0	0	0	2	1	0	1	0	0	0
TOTALS	130	56	44	30	0	142	66	39	16	11	0	89	64	17	28	19	0	53

FLYERS REGULAR SEASON RECORD VS. NHL TEAMS 1967-2014

COLORADO/QUEBEC

YEAR	OVERALL					HOME					ROAD							
	GP	W	L	T	OTL	PTS	GP	W	L	T	OTL	PTS	GP	W	L	T	OTL	PTS
1979-80	4	3	0	1	--	7	2	2	0	0	--	4	2	1	0	1	--	3
1980-81	4	1	2	1	--	3	2	1	1	0	--	2	2	0	1	1	--	1
1981-82	3	1	1	1	--	3	1	1	0	0	--	2	2	0	1	1	--	1
1982-83	3	3	0	0	--	6	2	2	0	0	--	4	1	1	0	0	--	2
1983-84	3	2	0	1	--	5	1	1	0	0	--	2	2	1	0	1	--	3
1984-85	3	1	1	1	--	3	2	1	0	1	--	3	1	0	1	0	--	0
1985-86	3	1	1	1	--	3	1	0	1	0	--	0	2	1	0	1	--	3
1986-87	3	2	0	1	--	5	2	2	0	0	--	4	1	0	0	1	--	1
1987-88	3	2	0	1	--	5	1	0	0	1	--	1	2	2	0	0	--	4
1988-89	3	2	1	0	--	4	2	2	0	0	--	4	1	0	1	0	--	0
1989-90	3	1	1	1	--	3	1	1	0	0	--	2	2	0	1	1	--	1
1990-91	3	3	0	0	--	6	2	2	0	0	--	4	1	1	0	0	--	2
1991-92	3	3	0	0	--	6	2	2	0	0	--	4	1	1	0	0	--	2
1992-93	4	1	3	0	--	2	2	1	1	0	--	2	2	0	2	0	--	0
1993-94	4	3	1	0	--	6	2	2	0	0	--	4	2	1	1	0	--	2
1994-95	4	0	3	1	--	1	2	0	2	0	--	0	2	0	1	1	--	1
1995-96	2	0	1	1	--	1	1	0	1	0	--	0	1	0	0	1	--	1
1996-97	2	1	0	1	--	3	1	1	0	0	--	2	1	0	0	1	--	1
1997-98	2	0	2	0	--	0	1	0	1	0	--	0	1	0	1	0	--	0
1998-99	2	0	1	1	--	1	1	0	1	0	--	0	1	0	0	1	--	1
1999-00	2	1	1	0	0	2	1	1	0	0	0	2	1	0	1	0	0	0
2000-01	1	0	0	1	0	1	Did Not Play					1	0	0	1	0	1	
2001-02	2	1	1	0	0	2	1	0	1	0	0	0	1	1	0	0	0	2
2002-03	2	1	0	0	1	3	1	0	0	0	1	1	1	1	0	0	0	2
2003-04	1	0	0	0	1	1	Did Not Play					1	0	0	0	1	1	
2005-06	1	0	0	--	1	1	1	0	--	1	1	1	Did Not Play					
2006-07	Did Not Play						Did Not Play					Did Not Play						
2007-08	1	0	1	--	0	0	Did Not Play					1	0	1	--	0	0	
2008-09	2	1	1	--	0	2	1	1	0	--	0	2	1	0	1	--	0	0
2009-10	1	0	1	--	0	0	Did Not Play					1	0	1	--	0	0	
2010-11	1	1	0	--	0	2	1	1	0	--	0	2	Did Not Play					
2011-12	1	0	0	--	1	1	Did Not Play					1	0	0	--	1	1	
2012-13	Did Not Play						Did Not Play					Did Not Play						
2013-14	2	1	1	--	0	2	1	1	0	--	0	2	1	0	1	--	0	0
TOTALS	78	36	24	14	4	90	38	25	9	2	2	54	40	11	15	12	2	36

COLUMBUS

YEAR	OVERALL					HOME					ROAD							
	GP	W	L	T	OTL	PTS	GP	W	L	T	OTL	PTS	GP	W	L	T	OTL	PTS
2000-01	1	1	0	0	0	2	Did Not Play					1	1	0	0	0	2	
2001-02	2	0	0	2	0	2	1	0	0	1	0	1	1	0	0	1	0	1
2002-03	1	1	0	0	0	2	1	1	0	0	0	2	Did Not Play					
2003-04	1	0	0	1	0	1	Did Not Play					1	0	0	1	0	1	
2005-06	1	1	0	--	0	2	Did Not Play					1	1	0	--	0	2	
2006-07	1	1	0	--	0	2	1	1	0	--	0	2	Did Not Play					
2007-08	Did Not Play						Did Not Play					Did Not Play						
2008-09	1	0	1	--	0	0	Did Not Play					1	0	1	--	0	0	
2009-10	1	1	0	--	0	2	1	1	0	--	0	2	Did Not Play					
2010-11	1	0	1	--	0	0	Did Not Play					1	0	1	--	0	0	
2011-12	1	1	0	--	0	2	1	1	0	--	0	2	Did Not Play					
2012-13	Did Not Play						Did Not Play					Did Not Play						
2013-14	4	1	3	--	0	2	2	1	1	--	0	2	2	0	2	--	0	0
TOTALS	15	7	5	3	0	17	7	5	1	1	0	11	8	2	4	2	0	6

FLYERS REGULAR SEASON RECORD VS. NHL TEAMS 1967-2014

DALLAS/MINNESOTA

YEAR	OVERALL					HOME					ROAD							
	GP	W	L	T	PTS	GP	W	L	T	PTS	GP	W	L	T	PTS			
1967-68	10	6	3	1	--	13	*5	3	2	0	--	6	5	3	1	1	--	7
1968-69	8	3	2	3	--	9	4	1	1	2	--	4	4	2	1	1	--	5
1969-70	8	4	3	1	--	9	4	3	1	0	--	6	4	1	2	1	--	3
1970-71	6	2	1	3	--	7	3	2	0	1	--	5	3	0	1	2	--	2
1971-72	6	1	3	2	--	4	3	1	1	1	--	3	3	0	2	1	--	1
1972-73	5	3	2	0	--	6	3	3	0	0	--	6	2	0	2	0	--	0
1973-74	6	4	0	2	--	10	3	2	0	1	--	5	3	2	0	1	--	5
1974-75	5	4	1	0	--	8	3	3	0	0	--	6	2	1	1	0	--	2
1975-76	5	3	0	2	--	8	2	2	0	0	--	4	3	1	0	2	--	4
1976-77	5	3	0	2	--	8	2	2	0	0	--	4	3	1	0	2	--	4
1977-78	5	3	2	0	--	6	3	1	2	0	--	2	2	2	0	0	--	4
1978-79	4	2	2	0	--	4	2	2	0	0	--	4	2	0	2	0	--	0
1979-80	4	3	1	0	--	6	2	2	0	0	--	4	2	1	1	0	--	2
1980-81	4	2	1	1	--	5	2	1	0	1	--	3	2	1	1	0	--	2
1981-82	3	1	1	1	--	3	2	1	0	1	--	3	1	0	1	0	--	0
1982-83	3	1	1	1	--	3	1	1	0	0	--	2	2	0	1	1	--	1
1983-84	3	0	1	2	--	2	2	0	0	2	--	2	1	0	1	0	--	0
1984-85	3	3	0	0	--	6	1	1	0	0	--	2	2	2	0	0	--	4
1985-86	3	2	0	1	--	5	2	1	0	1	--	3	1	1	0	0	--	2
1986-87	3	1	2	0	--	2	1	1	0	0	--	2	2	0	2	0	--	0
1987-88	3	2	1	0	--	4	2	1	1	0	--	2	1	1	0	0	--	2
1988-89	3	2	1	0	--	4	1	1	0	0	--	2	2	1	1	0	--	2
1989-90	3	2	1	0	--	4	2	2	0	0	--	4	1	0	1	0	--	0
1990-91	3	1	1	1	--	3	1	1	0	0	--	2	2	0	1	1	--	1
1991-92	3	3	0	0	--	6	1	1	0	0	--	2	2	2	0	0	--	4
1992-93	2	1	1	0	--	2	1	1	0	0	--	2	1	0	1	0	--	0
1993-94	2	0	2	0	--	0	1	0	1	0	--	0	1	0	1	0	--	0
1994-95	Did Not Play					Did Not Play					Did Not Play							
1995-96	2	1	0	1	--	3	1	1	0	0	--	2	1	0	0	1	--	1
1996-97	2	1	0	1	--	3	1	0	0	1	--	1	1	1	0	0	--	2
1997-98	2	0	1	1	--	1	1	0	0	1	--	1	1	0	1	0	--	0
1998-99	1	0	0	1	--	1	1	0	0	1	--	1	Did Not Play					
1999-00	2	0	1	1	0	1	1	0	0	1	0	1	1	0	1	0	0	0
2000-01	1	0	1	0	0	0	Did Not Play					1	0	1	0	0	0	0
2001-02	2	1	0	1	0	3	1	1	0	0	0	2	1	0	0	1	0	1
2002-03	1	0	0	1	0	1	1	0	0	1	0	1	Did Not Play					
2003-04	2	0	0	2	0	2	1	0	0	1	0	1	1	0	0	1	0	1
2005-06	Did Not Play					Did Not Play					Did Not Play							
2006-07	1	0	1	--	0	0	Did Not Play					1	0	1	--	0	0	0
2007-08	1	0	1	--	0	0	1	0	1	--	0	0	Did Not Play					
2008-09	1	1	0	--	0	0	1	1	0	--	0	0	Did Not Play					
2009-10	2	2	0	--	0	2	1	1	0	--	0	2	1	1	0	--	0	2
2010-11	2	2	0	--	0	4	1	1	0	--	0	2	1	1	0	--	0	2
2011-12	1	1	0	--	0	2	Did Not Play					1	1	0	--	0	2	2
2012-13	Did Not Play					Did Not Play					Did Not Play							
2013-14	2	1	1	--	0	2	1	1	0	--	0	2	1	0	1	--	0	0
TOTALS	143	72	39	32	0	176	67	46	10	16	0	108	71	26	29	16	0	68

*Record includes game played at neutral site.

FLYERS REGULAR SEASON RECORD VS. NHL TEAMS 1967-2014

DETROIT

YEAR	OVERALL					HOME					ROAD							
	GP	W	L	T	OTL	PTS	GP	W	L	T	OTL	PTS	GP	W	L	T	OTL	PTS
1967-68	4	1	3	0	--	2	2	1	1	0	--	2	2	0	2	0	--	0
1968-69	6	1	3	2	--	4	3	1	2	0	--	2	3	0	1	2	--	2
1969-70	6	1	3	2	--	4	3	0	1	2	--	2	3	1	2	0	--	2
1970-71	6	2	3	1	--	5	3	1	1	1	--	3	3	1	2	0	--	2
1971-72	6	2	3	1	--	5	3	1	1	1	--	3	3	1	2	0	--	2
1972-73	5	1	3	1	--	3	2	1	0	1	--	3	3	0	3	0	--	0
1973-74	5	5	0	0	--	10	3	3	0	0	--	6	2	2	0	0	--	4
1974-75	4	2	1	1	--	5	2	2	0	0	--	4	2	0	1	1	--	1
1975-76	4	2	2	0	--	4	2	2	0	0	--	4	2	0	2	0	--	0
1976-77	4	3	1	0	--	6	2	2	0	0	--	4	2	1	1	0	--	2
1977-78	4	2	1	1	--	5	2	2	0	0	--	4	2	0	1	1	--	1
1978-79	4	2	0	2	--	6	2	1	0	1	--	3	2	1	0	1	--	3
1979-80	4	3	0	1	--	7	2	1	0	1	--	3	2	2	0	0	--	4
1980-81	4	3	1	0	--	6	2	2	0	0	--	4	2	1	1	0	--	2
1981-82	3	2	0	1	--	5	1	0	0	1	--	1	2	2	0	0	--	4
1982-83	3	3	0	0	--	6	2	2	0	0	--	4	1	1	0	0	--	2
1983-84	3	1	0	2	--	4	1	0	0	1	--	1	2	1	0	1	--	3
1984-85	3	2	0	1	--	5	2	2	0	0	--	4	1	0	0	1	--	1
1985-86	3	2	1	0	--	4	1	1	0	0	--	2	2	1	1	0	--	2
1986-87	3	2	1	0	--	4	2	1	1	0	--	2	1	1	0	0	--	2
1987-88	3	2	0	1	--	5	1	1	0	0	--	2	2	1	0	1	--	3
1988-89	3	1	2	0	--	2	2	0	2	0	--	0	1	1	0	0	--	2
1989-90	3	0	1	2	--	2	1	0	0	1	--	1	2	0	1	1	--	1
1990-91	3	1	2	0	--	2	2	1	1	0	--	2	1	0	1	0	--	0
1991-92	2	1	1	0	--	2	1	1	0	0	--	2	1	0	1	0	--	0
1992-93	3	0	2	1	--	1	2	0	1	1	--	1	1	0	1	0	--	0
1993-94	2	0	2	0	--	0	1	0	1	0	--	0	1	0	1	0	--	0
1994-95	Did Not Play						Did Not Play						Did Not Play					
1995-96	2	1	1	0	--	2	1	1	0	0	--	2	1	0	1	0	--	0
1996-97	2	0	1	1	--	1	1	0	1	0	--	0	1	0	0	1	--	1
1997-98	2	1	1	0	--	2	1	1	0	0	--	2	1	0	1	0	--	0
1998-99	2	1	1	0	--	2	1	1	0	0	--	2	1	0	1	0	--	0
1999-00	1	0	1	0	0	0	Did Not Play						1	0	1	0	0	0
2000-01	2	1	1	0	0	2	1	1	0	0	0	2	1	0	1	0	0	0
2001-02	1	0	1	0	0	0	Did Not Play						1	0	1	0	0	0
2002-03	1	1	0	0	0	2	1	1	0	0	0	2	Did Not Play					
2003-04	1	0	1	0	0	0	Did Not Play						1	0	1	0	0	0
2005-06	1	0	1	--	0	0	Did Not Play						1	0	1	--	0	0
2006-07	1	1	0	--	0	2	1	1	0	--	0	2	Did Not Play					
2007-08	Did Not Play						Did Not Play						Did Not Play					
2008-09	1	0	1	--	0	0	Did Not Play						1	0	1	--	0	0
2009-10	1	1	0	--	0	2	1	1	0	--	0	2	Did Not Play					
2010-11	1	1	0	--	0	2	Did Not Play						1	1	0	--	0	2
2011-12	2	1	1	--	0	2	1	1	0	--	0	2	1	0	1	--	0	0
2012-13	Did Not Play						Did Not Play						Did Not Play					
2013-14	3	2	1	--	0	4	1	1	0	--	0	2	2	1	1	--	0	2
TOTALS	127	58	48	21	0	137	62	38	13	11	0	87	65	20	35	10	0	50

FLYERS REGULAR SEASON RECORD VS. NHL TEAMS 1967-2014

EDMONTON

YEAR	OVERALL						HOME						ROAD					
	GP	W	L	T	OTL	PTS	GP	W	L	T	OTL	PTS	GP	W	L	T	OTL	PTS
1979-80	4	3	0	1	--	7	2	2	0	0	--	4	2	1	0	1	--	3
1980-81	4	2	2	0	--	4	2	1	1	0	--	2	2	1	1	0	--	2
1981-82	3	1	2	0	--	2	1	1	0	0	--	2	2	0	2	0	--	0
1982-83	3	2	1	0	--	4	2	1	1	0	--	2	1	1	0	0	--	2
1983-84	3	2	0	1	--	5	1	1	0	0	--	2	2	1	0	1	--	3
1984-85	3	3	0	0	--	6	2	2	0	0	--	4	1	1	0	0	--	2
1985-86	3	1	2	0	--	2	1	1	0	0	--	2	2	0	2	0	--	0
1986-87	3	2	1	0	--	4	2	2	0	0	--	4	1	0	1	0	--	0
1987-88	3	1	2	0	--	2	1	1	0	0	--	2	2	0	2	0	--	0
1988-89	3	0	1	2	--	2	2	0	1	1	--	1	1	0	0	1	--	1
1989-90	3	1	2	0	--	2	1	1	0	0	--	2	2	0	2	0	--	0
1990-91	3	0	3	0	--	0	2	0	2	0	--	0	1	0	1	0	--	0
1991-92	3	2	1	0	--	4	2	2	0	0	--	4	1	0	1	0	--	0
1992-93	2	1	0	1	--	3	1	1	0	0	--	2	1	0	0	1	--	1
1993-94	2	0	2	0	--	0	1	0	1	0	--	0	1	0	1	0	--	0
1994-95	Did Not Play						Did Not Play						Did Not Play					
1995-96	2	1	1	0	--	2	1	1	0	0	--	2	1	0	1	0	--	0
1996-97	2	2	0	0	--	4	1	1	0	0	--	2	1	1	0	0	--	2
1997-98	2	2	0	0	--	4	1	1	0	0	--	2	1	1	0	0	--	2
1998-99	2	0	0	2	--	2	1	0	0	1	--	1	1	0	0	1	--	1
1999-00	1	0	1	0	0	0	1	0	1	0	0	0	Did Not Play					
2000-01	2	2	0	0	0	4	1	1	0	0	0	2	1	1	0	0	0	2
2001-02	1	0	1	0	0	0	1	0	1	0	0	0	Did Not Play					
2002-03	1	0	0	1	0	1	Did Not Play						1	0	0	1	0	1
2003-04	1	0	1	0	0	0	1	0	1	0	0	0	Did Not Play					
2005-06	1	0	1	--	0	0	1	0	1	--	0	0	Did Not Play					
2006-07	Did Not Play						Did Not Play						Did Not Play					
2007-08	1	0	1	--	0	0	Did Not Play						1	0	1	--	0	0
2008-09	1	0	1	--	0	0	1	0	1	--	0	0	Did Not Play					
2009-10	1	0	1	--	0	0	Did Not Play						1	0	1	--	0	0
2010-11	1	1	0	--	0	2	1	1	0	--	0	2	Did Not Play					
2011-12	1	0	1	--	0	0	Did Not Play						1	0	1	--	0	0
2012-13	Did Not Play						Did Not Play						Did Not Play					
2013-14	2	2	0	--	0	4	1	1	0	--	0	2	1	1	0	--	0	2
TOTALS	67	31	28	8	0	70	35	22	11	2	0	46	32	9	17	6	0	24

FLORIDA

YEAR	OVERALL						HOME						ROAD					
	GP	W	L	T	OTL	PTS	GP	W	L	T	OTL	PTS	GP	W	L	T	OTL	PTS
1993-94	5	3	1	1	--	7	3	2	0	1	--	5	2	1	1	0	--	2
1994-95	4	2	1	1	--	5	2	0	1	1	--	1	2	2	0	0	--	4
1995-96	5	2	2	1	--	5	2	0	1	1	--	1	3	2	1	0	--	4
1996-97	5	3	2	0	--	6	3	1	2	0	--	2	2	2	0	0	--	4
1997-98	6	4	2	0	--	8	3	2	1	0	--	4	3	2	1	0	--	4
1998-99	4	1	2	1	--	3	2	0	1	1	--	1	2	1	1	0	--	2
1999-00	4	3	1	0	0	6	2	2	0	0	0	4	2	1	1	0	0	2
2000-01	4	3	1	0	0	6	2	1	1	0	0	2	2	2	0	0	0	4
2001-02	4	3	0	1	0	7	2	1	0	1	0	3	2	2	0	0	0	4
2002-03	4	2	1	1	0	5	2	0	1	1	0	1	2	2	0	0	0	4
2003-04	4	2	0	1	1	6	2	1	0	0	1	3	2	1	0	1	0	3
2005-06	4	4	0	--	0	8	2	2	0	--	0	4	2	2	0	--	0	4
2006-07	4	0	4	--	0	0	2	0	2	--	0	0	2	0	2	--	0	0
2007-08	4	2	1	--	1	5	2	1	0	--	1	3	2	1	1	--	0	2
2008-09	4	2	2	--	0	4	2	1	1	--	0	2	2	1	1	--	0	2
2009-10	4	1	3	--	0	2	2	1	1	--	0	2	2	0	2	--	0	0
2010-11	4	3	1	--	0	6	2	1	1	--	0	2	2	2	0	--	0	4
2011-12	4	3	1	--	0	6	2	1	1	--	0	2	2	2	0	--	0	4
2012-13	3	1	1	--	1	3	2	0	2	--	1	1	1	1	0	--	0	2
2013-14	3	2	1	--	0	4	1	1	0	--	0	2	2	1				
TOTALS	83	46	27	7	3	102	42	18	15	6	3	45	41	28				

FLYERS REGULAR SEASON RECORD VS. NHL TEAMS 1967-2014

LOS ANGELES

YEAR	OVERALL				HOME				ROAD									
	GP	W	L	T	OTL	PTS	GP	W	L	T	OTL	PTS	GP	W	L	T	OTL	PTS
1967-68	10	4	5	1	--	9	5*	2	2	1	--	5	5*	2	3	0	--	4
1968-69	8	4	3	1	--	9	4	3	1	0	--	6	4	1	2	1	--	3
1969-70	8	5	2	1	--	11	4	3	0	1	--	7	4	2	2	0	--	4
1970-71	6	2	1	3	--	7	3	1	1	1	--	3	3	1	0	2	--	4
1971-72	6	3	2	1	--	7	3	1	1	1	--	3	3	2	1	0	--	4
1972-73	6	2	4	0	--	4	3	1	2	0	--	2	3	1	2	0	--	2
1973-74	5	2	2	1	--	5	2	1	1	0	--	2	3	1	1	1	--	3
1974-75	4	2	1	1	--	5	2	1	1	0	--	2	2	1	0	1	--	3
1975-76	4	2	0	2	--	6	2	1	0	1	--	3	2	1	0	1	--	3
1976-77	4	4	0	0	--	8	2	2	0	0	--	4	2	2	0	0	--	4
1977-78	4	3	0	1	--	7	2	1	0	1	--	3	2	2	0	0	--	4
1978-79	4	4	0	0	--	8	2	2	0	0	--	4	2	2	0	0	--	4
1979-80	4	4	0	0	--	8	2	2	0	0	--	4	2	2	0	0	--	4
1980-81	4	4	0	0	--	8	2	2	0	0	--	4	2	2	0	0	--	4
1981-82	3	2	0	1	--	5	2	2	0	0	--	4	1	0	0	1	--	1
1982-83	3	2	1	0	--	4	1	0	1	0	--	0	2	2	0	0	--	4
1983-84	3	2	1	0	--	4	2	1	1	0	--	2	1	1	0	0	--	2
1984-85	3	1	1	1	--	3	1	0	0	1	--	1	2	1	1	0	--	2
1985-86	3	3	0	0	--	6	2	2	0	0	--	4	1	1	0	0	--	2
1986-87	3	1	2	0	--	2	1	0	1	0	--	0	2	1	1	0	--	2
1987-88	3	3	0	0	--	6	2	2	0	0	--	4	2	1	0	0	--	2
1988-89	3	1	2	0	--	2	1	0	1	0	--	0	2	1	1	0	--	2
1989-90	3	3	0	0	--	6	2	2	0	0	--	4	1	1	0	0	--	2
1990-91	3	1	2	0	--	2	1	0	1	0	--	0	2	1	1	0	--	2
1991-92	3	1	2	0	--	2	1	1	0	0	--	2	2	0	2	0	--	0
1992-93	2	1	1	0	--	2	1	0	1	0	--	0	1	1	0	0	--	2
1993-94	2	2	0	0	--	4	1	1	0	0	--	2	1	1	0	0	--	2
1994-95	Did Not Play						Did Not Play						Did Not Play					
1995-96	2	1	0	1	--	3	1	1	0	0	--	2	1	0	0	1	--	1
1996-97	2	1	1	0	--	2	1	1	0	0	--	2	1	0	1	0	--	0
1997-98	2	1	1	0	--	2	1	1	0	0	--	2	1	0	1	0	--	0
1998-99	2	1	1	0	--	2	1	1	0	0	--	2	1	0	1	0	--	0
1999-00	2	1	0	0	1	3	1	0	0	0	1	1	1	1	0	0	0	2
2000-01	1	1	0	0	0	2	1	1	0	0	0	2	Did Not Play					
2001-02	1	1	0	0	0	2	Did Not Play						1	1	0	0	0	2
2002-03	2	2	0	0	0	4	1	1	0	0	0	2	1	1	0	0	0	2
2003-04	1	0	1	0	0	0	Did Not Play						1	0	1	0	0	0
2005-06	Did Not Play						Did Not Play						Did Not Play					
2006-07	1	1	0	--	0	2	Did Not Play						1	1	0	--	0	2
2007-08	1	1	0	--	0	2	1	1	0	--	0	2	Did Not Play					
2008-09	2	1	0	--	1	3	1	1	0	--	0	2	1	0	0	--	1	1
2009-10	1	1	0	--	0	2	Did Not Play						1	1	0	--	0	2
2010-11	2	1	1	--	0	2	1	0	1	--	0	0	1	1	0	--	0	2
2011-12	1	0	0	--	1	1	1	0	0	--	1	1	Did Not Play					
2012-13	Did Not Play						Did Not Play						Did Not Play					
2013-14	2	1	1	--	0	2	1	0	1	--	0	0	1	1	0	--	0	2
TOTALS	139	83	38	15	3	184	68	42	17	7	2	93	71	41	21	8	1	91

*Record includes game played at neutral site.

FLYERS REGULAR SEASON RECORD VS. NHL TEAMS 1967-2014

MINNESOTA

YEAR	OVERALL						HOME						ROAD					
	GP	W	L	T	OTL	PTS	GP	W	L	T	OTL	PTS	GP	W	L	T	OTL	PTS
2000-01	2	1	0	1	0	3	1	1	0	0	0	2	1	0	0	1	0	1
2001-02	1	1	0	0	0	2	1	1	0	0	0	2	Did Not Play					
2002-03	2	0	2	0	0	0	1	0	1	0	0	0	1	0	1	0	0	0
2003-04	1	1	0	0	0	2	1	1	0	0	0	2	Did Not Play					
2005-06	1	1	0	--	0	2	1	1	0	--	0	2	Did Not Play					
2006-07	Did Not Play						Did Not Play						Did Not Play					
2007-08	1	1	0	--	0	2	Did Not Play						1	1	0	--	0	2
2008-09	1	1	0	--	0	2	1	1	0	--	0	2	Did Not Play					
2009-10	2	0	1	--	1	1	1	0	0	--	1	1	1	0	1	--	0	0
2010-11	1	1	0	--	0	2	Did Not Play						1	1	0	--	0	2
2011-12	1	1	0	--	0	2	1	1	0	--	0	2	Did Not Play					
2012-13	Did Not Play						Did Not Play						Did Not Play					
2013-14	2	1	1	--	0	2	1	1	0	--	0	2	1	0	1	--	0	0
TOTALS	15	9	4	1	1	20	9	7	1	0	1	15	6	2	3	1	0	5

FLYERS REGULAR SEASON RECORD VS. NHL TEAMS 1967-2014

MONTREAL

YEAR	OVERALL					HOME					ROAD							
	GP	W	L	T	PTS	GP	W	L	T	PTS	GP	W	L	T	PTS			
1967-68	4	1	2	1	--	3	2	0	1	1	--	1	2	1	1	0	--	2
1968-69	6	1	5	0	--	2	3	1	2	0	--	2	3	0	3	0	--	0
1969-70	6	0	4	2	--	2	3	0	2	1	--	1	3	0	2	1	--	1
1970-71	6	1	4	1	--	3	3	0	2	1	--	1	3	1	2	0	--	2
1971-72	6	2	3	1	--	5	3	2	1	0	--	4	3	0	2	1	--	1
1972-73	5	2	2	1	--	5	2	1	0	1	--	3	3	1	2	0	--	2
1973-74	5	2	2	1	--	5	3	2	1	0	--	4	2	0	1	1	--	1
1974-75	4	2	1	1	--	5	2	1	0	1	--	3	2	1	1	0	--	2
1975-76	4	2	1	1	--	5	2	2	0	0	--	4	2	0	1	1	--	1
1976-77	4	0	4	0	--	0	2	0	2	0	--	0	2	0	2	0	--	0
1977-78	4	0	2	2	--	2	2	0	1	1	--	1	2	0	1	1	--	1
1978-79	4	0	3	1	--	1	2	0	2	0	--	0	2	0	1	1	--	1
1979-80	4	1	2	1	--	3	2	0	1	1	--	1	2	1	1	0	--	2
1980-81	4	1	2	1	--	3	2	1	0	1	--	3	2	0	2	0	--	0
1981-82	3	1	2	0	--	2	1	0	1	0	--	0	2	1	1	0	--	2
1982-83	3	1	2	0	--	2	2	1	1	0	--	2	1	0	1	0	--	0
1983-84	3	2	0	1	--	5	1	0	0	1	--	1	2	2	0	0	--	4
1984-85	3	1	2	0	--	2	2	1	1	0	--	2	1	0	1	0	--	0
1985-86	3	2	1	0	--	4	1	1	0	0	--	2	2	1	1	0	--	2
1986-87	3	2	0	1	--	5	2	2	0	0	--	4	1	0	0	1	--	1
1987-88	3	0	1	2	--	2	1	0	0	1	--	1	2	0	1	1	--	1
1988-89	3	0	1	2	--	2	2	0	1	1	--	1	1	0	0	1	--	1
1989-90	3	2	0	1	--	5	1	1	0	0	--	2	2	1	0	1	--	3
1990-91	3	2	0	1	--	5	2	1	0	1	--	3	1	1	0	0	--	2
1991-92	3	2	1	0	--	4	1	0	1	0	--	0	2	2	0	0	--	4
1992-93	4	1	2	1	--	3	2	0	1	1	--	1	2	1	1	0	--	2
1993-94	4	2	1	1	--	5	2	2	0	0	--	4	2	0	1	1	--	1
1994-95	4	3	0	1	--	7	2	2	0	0	--	4	2	1	0	1	--	3
1995-96	4	4	0	0	--	8	2	2	0	0	--	4	2	2	0	0	--	4
1996-97	4	2	1	1	--	5	2	2	0	0	--	4	2	0	1	1	--	1
1997-98	4	2	1	1	--	5	2	0	1	1	--	1	2	2	0	0	--	4
1998-99	4	1	3	0	--	2	2	1	1	0	--	2	2	0	2	0	--	0
1999-00	4	1	0	2	1	5	2	0	0	1	1	2	2	1	0	1	0	3
2000-01	4	0	2	1	1	2	2	0	1	1	0	1	2	0	1	0	1	1
2001-02	4	2	2	0	0	4	2	0	2	0	0	0	2	2	0	0	0	4
2002-03	4	4	0	0	0	8	2	2	0	0	0	4	2	2	0	0	0	4
2003-04	4	3	1	0	0	6	2	1	1	0	0	2	2	2	0	0	0	4
2005-06	4	1	2	--	1	3	2	1	1	--	0	2	2	0	1	--	1	1
2006-07	4	1	3	--	0	2	2	0	2	--	0	0	2	1	1	--	0	2
2007-08	4	0	4	--	0	0	2	0	2	--	0	0	2	0	2	--	0	0
2008-09	4	1	2	--	1	3	2	0	1	--	1	1	2	1	1	--	0	2
2009-10	4	2	2	--	0	4	2	1	1	--	0	2	2	1	1	--	0	2
2010-11	4	3	1	--	0	6	2	2	0	--	0	4	2	1	1	--	0	2
2011-12	4	3	1	--	0	6	2	2	0	--	0	4	2	1	1	--	0	2
2012-13	3	2	1	--	0	4	1	1	0	--	0	2	2	1	1	--	0	2
2013-14	3	2	1	--	0	4	2	2	0	--	0	4	1	0	1	--	0	0
TOTALS	181	70	77	30	4	174	90	38	34	16	2	94	91	32	43	14	2	80

FLYERS REGULAR SEASON RECORD VS. NHL TEAMS 1967-2014

NASHVILLE

YEAR	OVERALL					PTS	HOME					PTS	ROAD					PTS	
	GP	W	L	T	OTL		GP	W	L	T	OTL		GP	W	L	T	OTL		
1998-99	2	2	0	0	--	4	1	1	0	0	--	2	1	1	0	0	--	2	
1999-00	2	1	0	1	0	3	1	0	0	1	0	1	1	1	0	0	0	2	
2000-01	2	0	1	1	0	1	1	0	1	0	0	0	1	0	0	1	0	1	
2001-02	1	0	0	0	1	1	1	0	0	0	1	1	Did Not Play						
2002-03	1	0	0	1	0	1	Did Not Play						1	0	0	1	0	1	
2003-04	1	1	0	0	0	2	1	1	0	0	0	2	Did Not Play						
2005-06	1	0	0	--	1	1	Did Not Play						1	0	0	--	1	1	
2006-07	1	0	1	--	0	0	1	0	1	--	0	0	Did Not Play						
2007-08	Did Not Play						Did Not Play						Did Not Play						
2008-09	1	1	0	--	0	2	1	1	0	--	0	2	Did Not Play						
2009-10	1	0	0	--	1	1	Did Not Play						1	0	0	0	1	1	
2010-11	1	1	0	--	0	2	1	1	0	--	0	2	Did Not Play						
2011-12	2	1	1	--	0	2	1	1	0	--	0	2	1	0	1	--	0	0	
2012-13	Did Not Play						Did Not Play						Did Not Play						
2013-14	2	1	0	--	1	3	1	0	0	--	1	1	1	1	0	--	0	2	
TOTALS	18	8	3	3	4	23	10	5	2	1	2	13	8	3	1	2	2	10	

NEW JERSEY/COLORADO/KANSAS CITY

YEAR	OVERALL					PTS	HOME					PTS	ROAD					PTS
	GP	W	L	T	OTL		GP	W	L	T	OTL		GP	W	L	T	OTL	
1974-75	5	4	0	1	--	9	3	3	0	0	--	6	2	1	0	1	--	3
1975-76	5	5	0	0	--	10	2	2	0	0	--	4	3	3	0	0	--	6
1976-77	5	5	0	0	--	10	3	3	0	0	--	6	2	2	0	0	--	4
1977-78	5	3	2	0	--	6	2	2	0	0	--	4	3	1	2	0	--	2
1978-79	4	3	0	1	--	7	2	2	0	0	--	4	2	1	0	1	--	3
1979-80	4	2	1	1	--	5	2	1	0	1	--	3	2	1	1	0	--	2
1980-81	4	4	0	0	--	8	2	2	0	0	--	4	2	2	0	0	--	4
1981-82	3	2	1	0	--	4	2	2	0	0	--	4	1	0	1	0	--	0
1982-83	7	5	2	0	--	10	3	3	0	0	--	6	4	2	2	0	--	4
1983-84	7	7	0	0	--	14	4	4	0	0	--	8	3	3	0	0	--	6
1984-85	7	5	2	0	--	10	3	2	1	0	--	4	4	3	1	0	--	6
1985-86	7	4	3	0	--	8	4	3	1	0	--	6	3	1	2	0	--	2
1986-87	7	4	2	1	--	9	3	3	0	0	--	6	4	1	2	1	--	3
1987-88	7	0	5	2	--	2	4	0	2	2	--	2	3	0	3	0	--	0
1988-89	7	5	2	0	--	10	3	3	0	0	--	6	4	2	2	0	--	4
1989-90	7	2	4	1	--	5	4	0	3	1	--	1	3	2	1	0	--	4
1990-91	7	1	4	2	--	4	3	1	1	1	--	3	4	0	3	1	--	1
1991-92	7	2	3	2	--	6	4	2	0	2	--	6	3	0	3	0	--	0
1992-93	7	2	5	0	--	4	4	2	2	0	--	4	3	0	3	0	--	0
1993-94	5	1	4	0	--	2	2	1	1	0	--	2	3	0	3	0	--	0
1994-95	4	3	1	0	--	6	2	1	1	0	--	2	2	2	0	0	--	4
1995-96	6	2	4	0	--	4	3	1	2	0	--	2	3	1	2	0	--	2
1996-97	5	3	2	0	--	6	3	2	1	0	--	4	2	1	1	0	--	2
1997-98	5	0	4	1	--	1	2	0	1	1	--	1	3	0	3	0	--	0
1998-99	5	1	3	1	--	3	3	1	2	0	--	2	2	0	1	1	--	1
1999-00	5	1	4	0	0	2	2	1	1	0	0	2	3	0	3	0	0	0
2000-01	5	1	2	2	0	4	3	1	2	0	0	2	2	0	0	2	0	2
2001-02	5	3	1	1	0	7	2	1	0	1	0	3	3	2	1	0	0	4
2002-03	5	1	2	1	1	4	3	0	1	1	1	2	2	1	1	0	0	2
2003-04	6	3	2	1	0	7	3	2	1	0	0	4	3	1	1	1	0	3
2005-06	8	3	4	--	1	7	4	3	1	--	0	6	4	0	3	--	1	1
2006-07	8	1	4	--	3	5	4	1	1	--	2	4	4	0	3	--	1	1
2007-08	8	2	5	--	1	5	4	2	2	--	0	4	4	0	3	--	1	1
2008-09	6	3	1	--	2	8	3	2	0	--	1	4	3	1	1	--	1	4
2009-10	6	5	1	--	0	10	3	3	0	--	0	6	3	2	1	--	0	4
2010-11	6	3	2	--	1	7	3	2	1	--	0	4	3	1	1	--	1	3
2011-12	6	3	2	--	1	7	3	1	1	--	1	3	3	2	1	--	0	4
2012-13	5	1	4	--	0	2	2	1	1	--	0	2	3	0	3	--	0	0
2013-14	4	2	2	--	0	4	2	0	2	--	0	0	2	2	0	--	0	4
TOTALS	225	107	90	18	10	242	113	66	32	10	5	147	112	41	58	8	5	95

FLYERS REGULAR SEASON RECORD VS. NHL TEAMS 1967-2014

NEW YORK ISLANDERS

YEAR	OVERALL					HOME					ROAD							
	GP	W	L	T	OTL	PTS	GP	W	L	T	OTL	PTS	GP	W	L	T	OTL	PTS
1972-73	5	4	1	0	--	8	3	3	0	0	--	6	2	1	1	0	--	2
1973-74	5	5	0	0	--	10	2	2	0	0	--	4	3	3	0	0	--	6
1974-75	6	3	1	2	--	8	3	2	1	0	--	4	3	1	0	2	--	4
1975-76	6	2	4	0	--	4	3	2	1	0	--	4	3	0	3	0	--	0
1976-77	6	2	3	1	--	5	3	2	1	0	--	4	3	0	2	1	--	1
1977-78	6	1	2	3	--	5	3	1	1	1	--	3	3	0	1	2	--	2
1978-79	8	1	5	2	--	4	4	1	2	1	--	3	4	0	3	1	--	1
1979-80	4	2	2	0	--	4	2	1	1	0	--	2	2	1	1	0	--	2
1980-81	4	2	1	1	--	5	2	1	1	0	--	2	2	1	0	1	--	3
1981-82	8	1	6	1	--	3	4	1	2	1	--	3	4	0	4	0	--	0
1982-83	7	4	1	2	--	10	3	2	0	1	--	5	4	2	1	1	--	5
1983-84	7	3	4	0	--	6	4	2	2	0	--	4	3	1	2	0	--	2
1984-85	7	3	3	1	--	7	3	2	0	1	--	5	4	1	3	0	--	2
1985-86	7	3	4	0	--	6	4	3	1	0	--	6	3	0	3	0	--	0
1986-87	7	4	3	0	--	8	3	1	2	0	--	2	4	3	1	0	--	6
1987-88	7	3	3	1	--	7	4	1	2	1	--	3	3	2	1	0	--	4
1988-89	7	5	1	1	--	11	3	3	0	0	--	6	4	2	1	1	--	5
1989-90	7	4	1	2	--	10	4	3	0	1	--	7	3	1	1	1	--	3
1990-91	7	4	2	1	--	9	3	2	0	1	--	5	4	2	2	0	--	4
1991-92	7	3	3	1	--	7	3	3	0	0	--	6	4	0	3	1	--	1
1992-93	9	2	7	0	--	4	4	2	2	0	--	4	5	0	5	0	--	0
1993-94	5	2	3	0	--	4	3	2	1	0	--	4	2	0	2	0	--	0
1994-95	4	2	2	0	--	4	2	1	1	0	--	2	2	1	1	0	--	2
1995-96	6	4	1	1	--	9	3	2	1	0	--	4	3	2	0	1	--	5
1996-97	5	1	3	1	--	3	2	1	1	0	--	2	3	0	2	1	--	1
1997-98	5	3	2	0	--	6	3	3	0	0	--	6	2	0	2	0	--	0
1998-99	5	1	2	2	--	4	2	1	0	1	--	3	3	0	2	1	--	1
1999-00	5	3	0	1	1	8	3	1	0	1	1	4	2	2	0	0	0	4
2000-01	5	4	0	0	1	9	2	2	0	0	0	4	3	2	0	0	1	5
2001-02	5	1	3	0	1	3	3	0	2	0	1	1	2	1	1	0	0	2
2002-03	5	3	1	1	0	7	2	0	1	1	0	1	3	3	0	0	0	6
2003-04	6	3	2	1	0	7	3	2	1	0	0	4	3	1	1	1	0	3
2005-06	8	6	2	--	0	14	4	3	1	--	0	10	4	3	1	--	0	4
2006-07	8	2	5	--	1	5	4	0	4	--	0	0	4	2	1	--	1	5
2007-08	8	7	1	--	0	14	4	4	0	--	0	8	4	3	1	--	0	6
2008-09	6	6	0	--	0	12	3	3	0	--	0	6	3	3	0	--	0	6
2009-10	6	5	1	--	0	10	3	3	0	--	0	6	3	2	1	--	0	2
2010-11	6	6	0	--	0	7	3	3	0	--	0	4	3	3	0	--	0	3
2011-12	6	4	1	--	1	9	3	1	1	--	1	3	3	3	0	--	0	6
2012-13	4	2	1	--	1	5	2	1	0	--	1	3	2	1	1	--	0	2
2013-14	4	3	0	--	1	7	2	2	0	--	0	4	2	1	0	--	1	3
TOTALS	249	129	87	26	7	291	123	75	33	11	4	165	126	54	54	15	3	126

FLYERS REGULAR SEASON RECORD VS. NHL TEAMS 1967-2014

NEW YORK RANGERS

YEAR	OVERALL					HOME					ROAD							
	GP	W	L	T	PTS	GP	W	L	T	PTS	GP	W	L	T	PTS			
1967-68	4	1	3	0	--	2	2	1	1	0	--	2	0	2	0	--	0	
1968-69	6	1	3	2	--	4	3	0	2	1	--	1	3	1	1	1	--	3
1969-70	6	0	0	6	--	6	3	0	0	3	--	3	3	0	0	3	--	3
1970-71	6	3	2	1	--	7	3	3	0	0	--	6	3	0	2	1	--	1
1971-72	6	0	6	0	--	0	3	0	3	0	--	0	3	0	3	0	--	0
1972-73	5	0	4	1	--	1	2	0	2	0	--	0	3	0	2	1	--	1
1973-74	5	1	2	2	--	4	3	1	0	2	--	4	2	0	2	0	--	0
1974-75	6	3	2	1	--	7	3	1	1	1	--	3	3	2	1	0	--	4
1975-76	6	5	1	0	--	10	3	3	0	0	--	6	3	2	1	0	--	4
1976-77	6	2	0	4	--	8	3	2	0	1	--	5	3	0	0	3	--	3
1977-78	6	4	0	2	--	10	3	3	0	0	--	6	3	1	0	2	--	4
1978-79	8	3	2	3	--	9	4	2	2	0	--	4	4	1	0	3	--	5
1979-80	4	2	1	1	--	5	2	1	1	0	--	2	2	1	0	1	--	3
1980-81	4	1	1	2	--	4	2	0	1	1	--	1	2	1	0	1	--	3
1981-82	8	2	4	2	--	6	4	1	2	1	--	3	4	1	2	1	--	3
1982-83	7	4	3	0	--	8	4	3	1	0	--	6	3	1	2	0	--	2
1983-84	7	3	4	0	--	6	3	2	1	0	--	4	4	1	3	0	--	2
1984-85	7	7	0	0	--	14	4	4	0	0	--	8	3	3	0	0	--	6
1985-86	7	6	1	0	--	12	3	3	0	0	--	6	4	3	1	0	--	6
1986-87	7	3	4	0	--	6	4	1	3	0	--	2	3	2	1	0	--	4
1987-88	7	3	3	1	--	7	3	1	2	0	--	2	4	2	1	1	--	5
1988-89	7	3	3	1	--	7	4	2	1	1	--	5	3	1	2	0	--	2
1989-90	7	2	5	0	--	4	3	0	3	0	--	0	4	2	2	0	--	4
1990-91	7	2	3	2	--	6	4	2	0	2	--	6	3	0	3	0	--	0
1991-92	7	1	6	0	--	2	3	1	2	0	--	2	4	0	4	0	--	0
1992-93	7	4	2	1	--	9	3	3	0	0	--	6	4	1	2	1	--	3
1993-94	5	1	3	1	--	3	2	1	1	0	--	2	3	0	2	1	--	1
1994-95	4	2	2	0	--	4	2	1	1	0	--	2	2	1	1	0	--	2
1995-96	5	1	3	1	--	3	3	1	2	0	--	2	2	0	1	1	--	1
1996-97	6	2	3	1	--	5	3	1	2	0	--	2	3	1	1	1	--	3
1997-98	5	3	1	1	--	7	2	1	1	0	--	2	3	2	0	1	--	5
1998-99	5	2	2	1	--	5	3	1	1	1	--	3	2	1	1	0	--	2
1999-00	5	4	1	0	0	8	2	1	1	0	0	2	3	3	0	0	0	6
2000-01	5	4	0	0	1	9	3	3	0	0	0	6	2	1	0	0	1	3
2001-02	5	3	2	0	0	6	2	2	0	0	0	4	3	1	2	0	0	2
2002-03	5	3	2	0	0	6	3	2	1	0	0	4	2	1	1	0	0	2
2003-04	6	5	1	0	0	10	3	2	1	0	0	4	3	3	0	0	0	6
2005-06	8	4	2	--	2	10	4	1	2	--	1	3	4	3	0	--	1	7
2006-07	8	2	5	--	1	5	4	0	3	--	1	1	4	2	2	--	0	4
2007-08	8	3	3	--	2	8	4	1	2	--	1	3	4	2	1	--	1	5
2008-09	6	2	4	--	0	4	3	1	2	--	0	2	3	1	2	--	0	2
2009-10	6	3	3	--	0	6	3	2	1	--	0	4	3	1	2	--	0	2
2010-11	6	4	1	--	1	9	3	2	0	--	1	5	3	2	1	--	0	4
2011-12	6	0	6	--	0	0	3	0	3	--	0	0	3	0	3	--	0	0
2012-13	5	2	3	--	0	4	3	2	1	--	0	4	2	0	2	--	0	0
2013-14	4	2	2	--	0	4	2	2	0	--	0	4	2	0	2	--	0	0
TOTALS	276	118	114	37	7	280	138	67	53	14	4	152	138	51	61	23	3	128

FLYERS REGULAR SEASON RECORD VS. NHL TEAMS 1967-2014

OTTAWA

YEAR	OVERALL						HOME						ROAD					
	GP	W	L	T	OTL	PTS	GP	W	L	T	OTL	PTS	GP	W	L	T	OTL	PTS
1992-93	3	2	1	0	--	4	2	2	0	0	--	4	1	0	1	0	--	0
1993-94	4	3	0	1	--	7	2	2	0	0	--	4	2	1	0	1	--	3
1994-95	3	1	2	0	--	2	1	0	1	0	--	0	2	1	1	0	--	2
1995-96	4	4	0	0	--	8	2	2	0	0	--	4	2	2	0	0	--	4
1996-97	4	4	0	0	--	8	2	2	0	0	--	4	2	2	0	0	--	4
1997-98	4	4	0	0	--	8	2	2	0	0	--	4	2	2	0	0	--	4
1998-99	5	1	4	0	--	2	2	0	2	0	--	0	3	1	2	0	--	2
1999-00	4	0	2	2	0	2	2	0	1	1	0	1	2	0	1	1	0	1
2000-01	4	1	2	1	0	3	2	1	1	0	0	2	2	0	1	1	0	1
2001-02	4	1	2	1	0	3	2	0	1	1	0	1	2	1	1	0	0	2
2002-03	4	1	1	2	0	4	2	1	1	0	0	2	2	0	0	2	0	2
2003-04	4	1	2	1	0	3	2	1	1	0	0	2	2	0	1	1	0	1
2005-06	4	3	1	--	0	6	2	2	0	--	0	4	2	1	1	--	0	2
2006-07	4	0	3	--	1	1	2	0	1	--	1	1	2	0	2	--	0	0
2007-08	4	3	0	--	1	7	2	2	0	--	0	4	2	1	0	--	1	3
2008-09	4	1	2	--	1	3	2	1	1	--	0	2	2	0	1	--	1	1
2009-10	4	1	3	--	0	2	2	1	1	--	0	2	2	0	2	--	0	0
2010-11	4	2	2	--	0	4	2	2	0	--	0	4	2	0	2	--	0	0
2011-12	4	2	1	--	1	5	2	1	0	--	1	3	2	1	1	--	0	2
2012-13	3	2	1	--	0	4	2	1	1	--	0	2	1	1	0	--	0	2
2013-14	3	2	0	--	1	5	1	1	0	--	0	2	2	1	0	--	1	3
TOTALS	81	39	29	8	5	91	40	24	12	2	2	52	41	15	17	6	3	39

FLYERS REGULAR SEASON RECORD VS. NHL TEAMS 1967-2014

PITTSBURGH

YEAR	OVERALL					HOME					ROAD							
	GP	W	L	T	OTL	PTS	GP	W	L	T	OTL	PTS	GP	W	L	T	OTL	PTS
1967-68	10	3	4	3	--	9	5*	3	2	0	--	6	5	0	2	3	--	3
1968-69	8	4	1	3	--	11	4	3	0	1	--	7	4	1	1	2	--	4
1969-70	8	1	5	2	--	4	4	1	2	1	--	3	4	0	3	1	--	1
1970-71	6	3	1	2	--	8	3	3	0	0	--	6	3	0	1	2	--	2
1971-72	6	2	3	1	--	5	3	2	0	1	--	5	3	0	3	0	--	0
1972-73	6	4	2	0	--	8	3	3	0	0	--	6	3	3	1	0	--	2
1973-74	5	3	2	0	--	6	3	2	1	0	--	4	2	1	1	0	--	2
1974-75	4	3	1	0	--	6	2	2	0	0	--	4	2	1	1	0	--	2
1975-76	4	3	0	1	--	7	2	2	0	0	--	4	2	1	0	1	--	3
1976-77	4	3	1	0	--	6	2	2	0	0	--	4	2	1	1	0	--	2
1977-78	4	3	0	1	--	7	2	1	0	1	--	3	2	2	0	0	--	4
1978-79	4	3	1	0	--	6	2	2	0	0	--	4	2	1	1	0	--	2
1979-80	4	3	0	1	--	7	2	1	0	1	--	3	2	2	0	0	--	4
1980-81	4	4	0	0	--	8	2	2	0	0	--	4	2	2	0	0	--	4
1981-82	8	5	2	1	--	11	4	4	0	0	--	8	4	1	2	1	--	3
1982-83	7	5	1	1	--	11	4	4	0	0	--	8	3	1	1	1	--	3
1983-84	7	7	0	0	--	14	3	3	0	0	--	6	4	4	0	0	--	8
1984-85	7	5	2	0	--	10	4	4	0	0	--	8	3	1	2	0	--	2
1985-86	7	6	0	1	--	13	3	3	0	0	--	6	4	3	0	1	--	7
1986-87	7	4	1	2	--	10	4	3	0	1	--	7	3	1	1	1	--	3
1987-88	7	5	2	0	--	10	3	3	0	0	--	6	4	2	2	0	--	4
1988-89	7	3	4	0	--	6	4	2	2	0	--	4	3	1	2	0	--	2
1989-90	7	4	3	0	--	8	3	2	1	0	--	4	4	2	2	0	--	4
1990-91	7	4	2	1	--	9	4	2	2	0	--	4	3	2	0	1	--	5
1991-92	7	0	5	2	--	2	3	0	2	1	--	1	4	0	3	1	--	1
1992-93	7	1	5	1	--	3	3	1	2	0	--	2	4	0	3	1	--	1
1993-94	4	1	2	1	--	3	2	1	1	0	--	2	2	0	1	1	--	1
1994-95	3	2	1	0	--	4	2	2	0	0	--	4	1	0	1	0	--	0
1995-96	4	2	2	0	--	4	2	2	0	0	--	4	2	0	2	0	--	0
1996-97	4	3	1	0	--	6	2	2	0	0	--	4	2	1	1	0	--	2
1997-98	4	2	2	0	--	4	2	2	0	0	--	4	2	0	2	0	--	0
1998-99	5	3	1	1	--	7	2	2	0	0	--	4	3	1	1	1	--	3
1999-00	5	4	0	1	0	9	3	3	0	0	0	6	2	1	0	1	0	3
2000-01	5	2	3	0	0	4	2	1	1	0	0	2	3	1	2	0	0	2
2001-02	5	3	1	1	0	7	3	3	0	0	0	6	2	0	1	1	0	1
2002-03	5	4	1	0	0	8	2	2	0	0	0	4	3	2	1	0	0	4
2003-04	6	2	1	3	0	7	3	1	1	1	0	3	3	1	0	2	0	4
2005-06	8	6	1	--	1	13	4	3	0	--	1	7	4	3	1	--	0	6
2006-07	8	0	6	--	2	2	4	0	3	--	1	1	4	0	3	--	1	1
2007-08	8	5	3	--	0	10	4	4	0	--	0	8	4	1	3	--	0	2
2008-09	6	2	2	--	2	6	3	1	2	--	0	2	3	1	0	--	2	4
2009-10	6	1	4	--	1	2	3	0	2	--	1	0	3	1	2	--	0	2
2010-11	6	4	1	--	1	9	3	1	1	--	1	3	3	3	0	--	0	6
2011-12	6	4	2	--	0	8	3	2	1	--	0	4	3	2	1	--	0	4
2012-13	4	1	2	--	1	3	2	0	2	--	0	0	2	1	0	--	1	3
2013-14	5	4	1	--	0	8	2	1	1	--	0	2	3	3	0	--	1	7
TOTALS	269	146	85	30	8	330	134	93	29	8	4	198	135	53	56	22	5	133

*Record includes game played at neutral site.

FLYERS REGULAR SEASON RECORD VS. NHL TEAMS 1967-2014

ST. LOUIS

YEAR	OVERALL					HOME					ROAD							
	GP	W	L	T	OTL	PTS	GP	W	L	T	OTL	PTS	GP	W	L	T	OTL	PTS
1967-68	10	7	1	2	--	16	5	3	0	2	--	8	5	4	1	0	--	8
1968-69	8	1	6	1	--	3	4	1	2	1	--	3	4	0	4	0	--	0
1969-70	8	1	5	2	--	4	4	1	2	1	--	3	4	0	3	1	--	1
1970-71	6	1	3	2	--	4	3	0	2	1	--	1	3	1	1	1	--	3
1971-72	6	1	2	3	--	5	3	1	1	1	--	3	3	0	1	2	--	2
1972-73	5	3	1	1	--	7	2	2	0	0	--	4	3	1	1	1	--	3
1973-74	6	6	0	0	--	12	3	3	0	0	--	6	3	3	0	0	--	6
1974-75	5	3	2	0	--	6	2	2	0	0	--	4	3	1	2	0	--	2
1975-76	5	3	1	1	--	7	3	3	0	0	--	6	2	0	1	1	--	1
1976-77	5	5	0	0	--	10	2	2	0	0	--	4	3	3	0	0	--	6
1977-78	5	4	1	0	--	8	3	3	0	0	--	6	2	1	1	0	--	2
1978-79	5	4	1	0	--	8	3	3	0	0	--	6	2	1	1	0	--	2
1979-80	4	2	0	2	--	6	2	1	0	1	--	3	2	1	0	1	--	3
1980-81	4	3	0	1	--	7	2	1	0	1	--	3	2	2	0	0	--	4
1981-82	3	3	0	0	--	6	1	1	0	0	--	2	2	2	0	0	--	4
1982-83	3	3	0	0	--	6	2	2	0	0	--	4	1	1	0	0	--	2
1983-84	3	1	2	0	--	2	1	1	0	0	--	2	2	0	2	0	--	0
1984-85	3	3	0	0	--	6	2	2	0	0	--	4	1	1	0	0	--	2
1985-86	3	2	1	0	--	4	1	1	0	0	--	2	2	1	1	0	--	2
1986-87	3	3	0	0	--	6	2	2	0	0	--	4	1	1	0	0	--	2
1987-88	3	2	1	0	--	4	1	1	0	0	--	2	2	1	1	0	--	2
1988-89	3	0	3	0	--	0	2	0	2	0	--	0	1	0	1	0	--	0
1989-90	3	2	1	0	--	4	1	1	0	0	--	2	2	1	1	0	--	2
1990-91	3	1	1	1	--	3	2	0	1	1	--	1	1	1	0	0	--	2
1991-92	2	2	0	0	--	4	1	1	0	0	--	2	1	1	0	0	--	2
1992-93	2	1	1	0	--	2	1	1	0	0	--	2	1	0	1	0	--	0
1993-94	2	2	0	0	--	4	1	1	0	0	--	2	1	1	0	0	--	2
1994-95	Did Not Play						Did Not Play						Did Not Play					
1995-96	2	1	0	1	--	3	1	0	0	1	--	1	1	1	0	0	--	2
1996-97	2	1	1	0	--	2	1	1	0	0	--	2	1	0	1	0	--	0
1997-98	2	1	1	0	--	2	1	0	1	0	--	0	1	1	0	0	--	2
1998-99	2	1	1	0	--	2	1	1	0	0	--	2	1	0	1	0	--	0
1999-00	2	1	1	0	0	2	1	1	0	0	0	2	1	0	1	0	0	0
2000-01	2	2	0	0	0	4	1	1	0	0	0	2	1	1	0	0	0	2
2001-02	2	2	0	0	0	4	1	1	0	0	0	2	1	1	0	0	0	2
2002-03	2	1	1	0	0	2	1	0	1	0	0	0	1	1	0	0	0	2
2003-04	1	1	0	0	0	2	Did Not Play						1	1	0	0	0	2
2005-06	1	1	0	0	--	2	Did Not Play						1	1	0	--	0	2
2006-07	1	1	0	--	0	2	1	1	0	--	0	2	Did Not Play					
2007-08	Did Not Play						Did Not Play						Did Not Play					
2008-09	1	0	1	--	0	0	Did Not Play						1	0	1	--	0	0
2009-10	1	1	0	--	0	2	1	1	0	--	0	2	Did Not Play					
2010-11	1	0	0	--	1	1	Did Not Play						1	0	0	--	1	1
2011-12	1	0	1	--	0	0	1	0	1	--	0	0	Did Not Play					
2012-13	Did Not Play						Did Not Play						Did Not Play					
2013-14	2	1	0	--	1	3	1	1	0	--	0	2	1	0	0	--	1	1
TOTALS	143	84	40	17	2	187	71	48	13	10	0	106	72	36	27	7	2	81

FLYERS REGULAR SEASON RECORD VS. NHL TEAMS 1967-2014

SAN JOSE

YEAR	OVERALL					HOME					ROAD							
	GP	W	L	T	OTL	PTS	GP	W	L	T	OTL	PTS	GP	W	L	T	OTL	PTS
1991-92	3	2	1	0	--	4	1	1	0	0	--	2	2	1	1	0	--	2
1992-93	2	2	0	0	--	4	1	1	0	0	--	2	1	1	0	0	--	2
1993-94	2	1	1	0	--	2	1	0	1	0	--	0	1	1	0	0	--	2
1994-95	Did Not Play						Did Not Play						Did Not Play					
1995-96	2	2	0	0	--	4	1	1	0	0	--	2	1	1	0	0	--	2
1996-97	2	1	0	1	--	3	1	0	0	1	--	1	1	1	0	0	--	2
1997-98	2	1	1	0	--	2	1	0	1	0	--	0	1	1	0	0	--	2
1998-99	2	1	0	1	--	3	1	1	0	0	--	2	1	0	0	1	--	1
1999-00	2	2	0	0	0	4	1	1	0	0	0	2	1	1	0	0	0	2
2000-01	1	1	0	0	0	2	1	1	0	0	0	2	Did Not Play					
2001-02	1	0	1	0	0	0	Did Not Play					1	0	1	0	0	0	
2002-03	2	0	1	1	0	1	1	0	0	1	0	1	1	0	1	0	0	0
2003-04	2	0	1	1	0	1	1	0	1	0	0	0	1	0	0	1	0	1
2005-06	Did Not Play						Did Not Play						Did Not Play					
2006-07	1	0	1	0	--	0	Did Not Play					1	0	1	--	0	0	
2007-08	1	0	1	--	0	0	1	0	1	--	0	0	Did Not Play					
2008-09	2	0	0	--	2	2	1	0	0	--	1	1	1	0	0	--	1	1
2009-10	2	0	2	--	0	0	1	0	1	--	0	0	1	0	1	--	0	0
2010-11	1	0	0	--	1	1	1	0	0	--	1	1	Did Not Play					
2011-12	1	0	1	--	0	0	Did Not Play					1	0	1	--	0	0	
2012-13	Did Not Play						Did Not Play						Did Not Play					
2013-14	2	1	1	--	0	2	1	0	1	--	0	0	1	1	0	--	0	2
TOTALS	33	14	12	4	3	35	16	6	6	2	2	16	17	8	6	2	1	19

TAMPA BAY

YEAR	OVERALL					HOME					ROAD							
	GP	W	L	T	OTL	PTS	GP	W	L	T	OTL	PTS	GP	W	L	T	OTL	PTS
1992-93	2	1	1	0	--	2	1	1	0	0	--	2	1	0	1	0	--	0
1993-94	5	3	1	1	--	7	2	1	0	1	--	3	3	2	1	0	--	4
1994-95	4	4	0	0	--	8	2	2	0	0	--	4	2	2	0	0	--	4
1995-96	5	2	1	2	--	6	3	1	0	2	--	4	2	1	1	0	--	2
1996-97	5	2	2	1	--	5	2	0	1	1	--	1	3	2	1	0	--	4
1997-98	6	5	0	1	--	11	3	3	0	0	--	6	3	2	0	1	--	5
1998-99	4	2	1	1	--	5	2	1	0	1	--	3	2	1	1	0	--	2
1999-00	4	3	1	0	0	6	2	2	0	0	0	4	2	1	1	0	0	2
2000-01	4	2	1	1	0	5	2	1	0	1	0	3	2	1	1	0	0	2
2001-02	4	3	0	1	0	7	2	1	0	1	0	3	2	2	0	0	0	4
2002-03	4	3	1	0	0	6	2	1	1	0	0	2	2	2	0	0	0	4
2003-04	4	0	3	0	1	1	2	0	1	0	1	1	2	0	2	0	0	0
2005-06	4	0	4	--	0	0	2	0	2	--	0	0	2	0	2	0	0	0
2006-07	4	1	2	--	1	3	2	0	1	--	1	1	2	1	1	--	0	2
2007-08	4	2	2	--	0	4	2	1	1	--	0	2	2	1	1	--	0	2
2008-09	4	2	2	--	0	4	2	1	1	--	0	2	2	1	1	--	0	2
2009-10	4	4	0	--	0	8	2	2	0	--	0	4	2	2	0	--	0	4
2010-11	4	1	3	--	0	2	2	0	2	--	0	0	2	1	1	--	0	2
2011-12	4	1	2	--	1	3	2	1	1	--	0	2	2	0	1	--	1	1
2012-13	3	1	2	--	0	2	1	1	0	--	0	2	2	0	2	--	0	0
2013-14	3	0	3	--	0	0	1	0	1	--	0	0	2	0	2	--	0	0
TOTALS	85	42	32	8	3	95	41	20	12	7	2	49	44	22	20	1	1	46

FLYERS REGULAR SEASON RECORD VS. NHL TEAMS 1967-2014

TORONTO

YEAR	OVERALL					HOME					ROAD									
	GP	W	L	T	PTS	GP	W	L	T	PTS	GP	W	L	T	PTS					
1967-68	4	3	1	0	--	6	2*	2	0	0	--	4	2	1	1	0	--	2		
1968-69	6	1	1	4	--	6	3	0	1	2	--	2	3	1	0	2	--	4		
1969-70	6	2	3	1	--	5	3	1	1	1	--	3	3	1	2	0	--	2		
1970-71	6	3	2	1	--	7	3	2	0	1	--	5	3	1	2	0	--	2		
1971-72	6	2	2	2	--	6	3	1	1	1	--	3	3	1	1	1	--	3		
1972-73	5	3	1	1	--	7	3	3	0	0	--	6	2	0	1	1	--	1		
1973-74	5	4	0	1	--	9	2	1	0	1	--	3	3	3	0	0	--	6		
1974-75	4	3	0	1	--	7	2	2	0	0	--	4	2	1	0	1	--	3		
1975-76	4	3	0	1	--	7	2	2	0	0	--	4	2	1	0	1	--	3		
1976-77	4	2	1	1	--	5	2	1	1	0	--	2	2	1	0	1	--	3		
1977-78	4	1	3	0	--	2	2	1	1	0	--	2	2	0	2	0	--	0		
1978-79	5	2	2	1	--	5	2	2	0	0	--	4	3	0	2	1	--	1		
1979-80	4	1	1	2	--	4	2	1	1	0	--	2	2	0	0	2	--	2		
1980-81	4	0	2	2	--	2	2	0	1	1	--	1	2	0	1	1	--	1		
1981-82	3	2	1	0	--	4	2	2	0	0	--	4	1	0	1	0	--	0		
1982-83	3	2	0	1	--	5	1	1	0	0	--	2	2	1	0	1	--	3		
1983-84	3	3	0	0	--	6	2	2	0	0	--	4	1	1	0	0	--	2		
1984-85	3	2	1	0	--	4	1	1	0	0	--	2	2	1	1	0	--	2		
1985-86	3	2	1	0	--	4	2	1	1	0	--	2	1	1	0	0	--	2		
1986-87	3	1	1	1	--	3	1	1	0	0	--	2	2	0	1	1	--	1		
1987-88	3	1	2	0	--	2	2	1	1	0	--	2	1	0	1	0	--	0		
1988-89	3	2	1	0	--	4	1	1	0	0	--	2	2	1	1	0	--	2		
1989-90	3	2	1	0	--	4	2	1	1	0	--	2	1	1	0	0	--	2		
1990-91	3	3	0	0	--	6	1	1	0	0	--	2	2	2	0	0	--	4		
1991-92	3	1	1	1	--	3	2	1	0	1	--	3	1	0	1	0	--	0		
1992-93	2	2	0	0	--	4	1	1	0	0	--	2	1	1	0	0	--	2		
1993-94	2	0	2	0	--	0	1	0	1	0	--	0	1	0	1	0	--	0		
1994-95	Did Not Play					Did Not Play					Did Not Play									
1995-96	2	2	0	0	--	4	1	1	0	0	--	2	1	1	0	0	--	2		
1996-97	2	2	0	0	--	4	1	1	0	0	--	2	1	1	0	0	--	2		
1997-98	2	1	1	0	--	2	1	1	0	0	--	2	1	0	1	0	--	0		
1998-99	4	3	1	0	--	6	2	1	1	0	--	2	2	2	0	0	--	4		
1999-00	4	3	1	0	0	6	2	2	0	0	0	4	2	1	1	0	0	2		
2000-01	4	2	2	0	0	4	2	1	1	0	0	2	2	1	1	0	0	2		
2001-02	4	2	1	1	0	5	2	1	1	0	0	2	2	1	0	1	0	3		
2002-03	4	2	2	0	0	4	2	1	1	0	0	2	2	1	1	0	0	2		
2003-04	4	3	1	0	0	6	2	1	1	0	0	2	2	2	0	0	0	4		
2005-06	4	1	3	--	0	2	2	0	2	--	0	0	2	1	1	--	0	2		
2006-07	4	0	3	--	1	1	2	0	2	--	0	0	2	0	1	--	1	1		
2007-08	4	2	1	--	1	5	2	1	1	--	0	2	2	1	0	--	1	3		
2008-09	4	2	2	--	0	4	2	2	0	--	0	4	2	0	2	--	0	0		
2009-10	4	3	1	--	0	6	2	2	0	--	0	4	2	1	1	--	0	2		
2010-11	4	3	1	--	0	6	2	1	1	--	0	2	2	2	0	--	0	4		
2011-12	4	4	0	--	0	8	2	2	0	--	0	4	2	2	0	--	0	4		
2012-13	3	1	2	--	0	2	1	0	1	--	0	0	2	1	1	--	0	2		
2013-14	3	1	1	--	1	3	2	1	1	--	0	2	1	0	0	--	1	1		
TOTALS	168	90	53	22	3	205	84	52	24	8	0	112	84	38	29	14	3	93		

*Record includes game played at neutral site.

FLYERS REGULAR SEASON RECORD VS. NHL TEAMS 1967-2014

VANCOUVER

YEAR	OVERALL				HOME				ROAD									
	GP	W	L	T	OTL	PTS	GP	W	L	T	OTL	PTS	GP	W	L	T	OTL	PTS
1970-71	6	4	2	0	--	8	3	3	0	0	--	6	3	1	2	0	--	2
1971-72	6	5	1	0	--	10	3	3	0	0	--	6	3	2	1	0	--	4
1972-73	5	4	0	1	--	9	3	3	0	0	--	6	2	1	0	1	--	3
1973-74	5	3	1	1	--	7	2	2	0	0	--	4	3	1	1	1	--	3
1974-75	5	4	1	0	--	8	2	1	1	0	--	2	3	3	0	0	--	6
1975-76	5	4	0	1	--	9	3	3	0	0	--	6	2	1	0	1	--	3
1976-77	5	4	0	1	--	9	3	3	0	0	--	6	2	1	0	1	--	3
1977-78	5	5	0	0	--	10	2	2	0	0	--	4	3	3	0	0	--	6
1978-79	4	2	1	1	--	5	2	1	1	0	--	2	2	1	0	1	--	3
1979-80	4	3	1	0	--	6	2	1	1	0	--	2	2	2	0	0	--	4
1980-81	4	1	2	1	--	3	2	1	1	0	--	2	2	0	1	1	--	1
1981-82	3	0	2	1	--	1	1	0	1	0	--	0	2	0	1	1	--	1
1982-83	3	1	1	1	--	3	2	1	1	0	--	2	1	0	0	1	--	1
1983-84	3	1	2	0	--	2	1	0	1	0	--	0	2	1	1	0	--	2
1984-85	3	3	0	0	--	6	2	2	0	0	--	4	1	1	0	0	--	2
1985-86	3	2	1	0	--	4	1	1	0	0	--	2	2	1	1	0	--	2
1986-87	3	2	1	0	--	4	2	2	0	0	--	4	1	0	1	0	--	0
1987-88	3	2	1	0	--	4	1	0	1	0	--	0	2	2	0	0	--	4
1988-89	3	0	3	0	--	0	2	0	2	0	--	0	1	0	1	0	--	0
1989-90	3	0	1	2	--	2	1	0	1	0	--	0	2	0	0	2	--	2
1990-91	3	2	1	0	--	4	2	1	1	0	--	2	1	1	0	0	--	2
1991-92	2	0	1	1	--	1	1	0	1	0	--	0	1	0	0	1	--	1
1992-93	2	1	0	1	--	3	1	0	0	1	--	1	1	1	0	0	--	2
1993-94	2	1	1	0	--	2	1	0	1	0	--	0	1	1	0	0	--	2
1994-95	Did Not Play						Did Not Play						Did Not Play					
1995-96	2	1	0	1	--	3	1	1	0	0	--	2	1	0	0	1	--	1
1996-97	2	2	0	0	--	4	1	1	0	0	--	2	1	1	0	0	--	2
1997-98	2	2	0	0	--	4	1	1	0	0	--	2	1	1	0	0	--	2
1998-99	2	2	0	0	--	4	1	1	0	0	--	2	1	1	0	0	--	2
1999-00	2	1	1	0	0	2	1	0	1	0	0	0	1	1	0	0	0	2
2000-01	1	1	0	0	0	2	1	1	0	0	0	2	Did Not Play					
2001-02	2	1	1	0	0	2	1	0	1	0	0	0	1	1	0	0	0	2
2002-03	1	1	0	0	0	2	1	1	0	0	0	2	Did Not Play					
2003-04	1	1	0	0	0	2	1	1	0	0	0	2	Did Not Play					
2005-06	1	0	1	--	0	0	1	0	1	--	0	0	Did Not Play					
2006-07	Did Not Play						Did Not Play						Did Not Play					
2007-08	1	1	0	--	0	2	Did Not Play						1	1	0	--	0	2
2008-09	1	1	0	--	0	2	Did Not Play						1	1	0	--	0	2
2009-10	1	0	1	--	0	0	1	0	1	--	0	0	Did Not Play					
2010-11	1	0	1	0	0	0	Did Not Play						1	0	1	0	0	0
2011-12	1	1	0	--	0	2	1	1	0	--	0	2	Did Not Play					
2012-13	Did Not Play						Did Not Play						Did Not Play					
2013-14	2	1	1	--	0	2	1	0	1	--	0	0	1	1	0	--	0	2
TOTALS	113	70	30	13	0	153	58	38	19	1	0	77	55	32	11	12	0	76

FLYERS REGULAR SEASON RECORD VS. NHL TEAMS 1967-2014

WASHINGTON

YEAR	OVERALL					HOME					ROAD							
	GP	W	L	T	OTL	PTS	GP	W	L	T	OTL	PTS	GP	W	L	T	OTL	PTS
1974-75	4	4	0	0	--	8	2	2	0	0	--	4	2	2	0	0	--	4
1975-76	4	3	0	1	--	7	2	2	0	0	--	4	2	1	0	1	--	3
1976-77	4	2	0	2	--	6	2	2	0	0	--	4	2	0	0	2	--	2
1977-78	4	4	0	0	--	8	2	2	0	0	--	4	2	2	0	0	--	4
1978-79	4	3	0	1	--	7	2	2	0	0	--	4	2	1	0	1	--	3
1979-80	4	2	0	2	--	6	2	2	0	0	--	4	2	0	0	2	--	2
1980-81	4	2	2	0	--	4	2	0	2	0	--	0	2	2	0	0	--	4
1981-82	8	3	4	1	--	7	4	2	2	0	--	4	4	1	2	1	--	3
1982-83	7	3	4	0	--	6	3	1	2	0	--	2	4	2	2	0	--	4
1983-84	7	3	4	0	--	6	4	2	2	0	--	4	3	1	2	0	--	2
1984-85	7	5	1	1	--	11	3	2	0	1	--	5	4	3	1	0	--	6
1985-86	7	5	2	0	--	10	4	4	0	0	--	8	3	1	2	0	--	2
1986-87	7	5	1	1	--	11	3	2	0	1	--	5	4	3	1	0	--	6
1987-88	7	2	4	1	--	5	4	1	2	1	--	3	3	1	2	0	--	2
1988-89	7	3	4	0	--	6	3	2	1	0	--	4	4	1	3	0	--	2
1989-90	7	1	5	1	--	3	4	0	3	1	--	1	3	1	2	0	--	2
1990-91	7	1	5	1	--	3	3	1	2	0	--	2	4	0	3	1	--	1
1991-92	7	4	3	0	--	8	4	3	1	0	--	6	3	1	2	0	--	2
1992-93	7	5	1	1	--	11	4	3	1	0	--	6	3	2	0	1	--	5
1993-94	6	1	4	1	--	3	4*	0	4	0	--	0	2	1	0	1	--	3
1994-95	4	3	0	1	--	7	2	2	0	0	--	4	2	1	0	1	--	3
1995-96	5	2	2	1	--	5	2	2	0	0	--	4	3	0	2	1	--	1
1996-97	6	3	2	1	--	7	3	1	1	1	--	3	3	2	1	0	--	4
1997-98	5	2	2	1	--	5	3	2	1	0	--	4	2	0	1	1	--	1
1998-99	4	4	0	0	--	8	2	2	0	0	--	4	2	2	0	0	--	4
1999-00	4	2	2	0	0	4	2	2	0	0	0	4	2	0	2	0	0	0
2000-01	4	1	2	1	0	3	2	1	0	1	0	3	2	0	2	0	0	0
2001-02	4	4	0	0	0	8	2	2	0	0	0	4	2	2	0	0	0	4
2002-03	4	2	1	0	1	5	2	2	0	0	0	4	2	0	1	0	1	1
2003-04	4	3	1	0	0	6	2	2	0	0	0	4	2	1	1	0	0	2
2005-06	4	3	0	--	1	7	2	2	0	--	0	4	2	1	0	--	1	3
2006-07	4	0	4	--	0	0	2	0	2	--	0	0	2	0	2	--	0	0
2007-08	4	2	1	--	1	5	2	0	1	--	1	1	2	2	0	--	0	4
2008-09	4	2	1	--	1	5	2	1	1	--	0	2	2	1	0	--	1	3
2009-10	4	1	3	0	0	2	2	1	1	0	0	2	2	0	2	0	0	0
2010-11	4	2	0	--	2	6	2	1	0	--	1	3	2	1	0	--	1	3
2011-12	4	3	1	--	0	6	2	1	1	--	0	2	2	2	0	--	0	4
2012-13	3	2	1	--	0	4	2	2	0	--	0	2	1	0	1	--	0	2
2013-14	5	3	1	--	1	7	3	2	1	--	0	4	2	1	0	--	1	3
TOTALS	199	105	68	19	7	236	102	63	31	6	2	134	97	42	37	13	5	102

*Record includes game played at neutral site.

FLYERS REGULAR SEASON RECORD VS. NHL TEAMS 1967-2014

WINNIPEG/ATLANTA

YEAR	OVERALL						HOME						ROAD					
	GP	W	L	T	OTL	PTS	GP	W	L	T	OTL	PTS	GP	W	L	T	OTL	PTS
1999-00	4	2	1	1	0	5	2	1	0	1	0	3	2	1	1	0	0	2
2000-01	4	3	0	1	0	7	2	1	0	1	0	3	2	2	0	0	0	4
2001-02	4	3	0	1	0	7	2	2	0	0	0	4	2	1	0	1	0	3
2002-03	4	3	1	0	0	6	2	1	1	0	0	2	2	2	0	0	0	4
2003-04	4	3	1	0	0	6	2	2	0	0	0	4	2	1	1	0	0	2
2005-06	4	3	0	--	1	7	2	1	0	--	1	3	2	2	0	--	0	4
2006-07	4	4	0	--	0	8	2	2	0	--	0	4	2	2	0	--	0	4
2007-08	4	4	0	--	0	8	2	2	0	--	0	4	2	2	0	--	0	4
2008-09	4	4	0	--	0	8	2	2	0	--	0	4	2	2	0	--	0	4
2009-10	4	0	4	--	0	8	2	0	2	--	0	0	2	0	2	--	0	0
2010-11	4	1	1	--	2	4	2	0	1	--	1	1	2	1	0	--	1	3
2011-12	4	1	2	--	1	2	2	0	1	--	1	1	2	1	1	--	0	0
2012-13	3	2	1	--	0	4	1	1	0	--	0	2	2	1	1	--	0	2
2013-14	2	1	0	--	1	3	1	1	0	--	0	2	1	0	0	--	1	1
TOTALS	53	34	11	3	5	76	26	16	5	2	3	37	27	18	6	1	2	39

FLYERS REGULAR SEASON RECORDS 1967-2014

SEASON	GP	W	L	T/OT	OL	PTS	GF	GA	FINISH
1967-68	74	31	32	11	--	73	173	179	1st, West
1968-69	76	20	35	21	--	61	174	225	3rd, West
1969-70	76	17	35	24	--	58	197	225	5th, West
1970-71	78	28	33	17	--	73	207	225	3rd, West
1971-72	78	26	38	14	--	66	200	236	5th, West
1972-73	78	37	30	11	--	85	296	256	2nd, West
1973-74	78	50	16	12	--	112	273	164	1st, West
1974-75	80	51	18	11	--	113	293	181	1st, Patrick
1975-76	80	51	13	16	--	118	348	209	1st, Patrick
1976-77	80	48	16	16	--	112	323	213	1st, Patrick
1977-78	80	45	20	15	--	105	296	200	2nd, Patrick
1978-79	80	40	25	15	--	95	281	248	2nd, Patrick
1979-80	80	48	12	20	--	116	327	254	1st, Patrick
1980-81	80	41	24	15	--	97	313	249	2nd, Patrick
1981-82	80	38	31	11	--	87	325	313	3rd, Patrick
1982-83	80	49	23	8	--	106	326	240	1st, Patrick
1983-84	80	44	26	10	--	98	350	290	3rd, Patrick
1984-85	80	53	20	7	--	113	348	241	1st, Patrick
1985-86	80	53	23	4	--	110	335	241	1st, Patrick
1986-87	80	46	26	8	--	100	310	245	1st, Patrick
1987-88	80	38	33	9	--	85	292	292	3rd, Patrick
1988-89	80	36	36	8	--	80	307	285	4th, Patrick
1989-90	80	30	39	11	--	71	290	297	6th, Patrick
1990-91	80	33	37	10	--	76	252	267	5th, Patrick
1991-92	80	32	37	11	--	75	252	273	6th, Patrick
1992-93	84	36	37	11	--	83	319	319	5th, Patrick
1993-94	84	35	39	10	--	80	294	314	6th, Atlantic
1994-95	48	28	16	4	--	60	150	132	1st, Atlantic
1995-96	82	45	24	13	--	103	282	208	1st, Atlantic
1996-97	82	45	24	13	--	103	274	217	2nd, Atlantic
1997-98	82	42	29	11	--	95	242	193	2nd, Atlantic
1998-99	82	37	26	19	--	93	231	196	2nd, Atlantic
1999-00	82	45	22	--	15	105	237	179	1st, Atlantic
2000-01	82	43	25	--	4	100	240	207	2nd, Atlantic
2001-02	82	42	27	--	13	97	234	192	1st, Atlantic
2002-03	82	45	20	--	17	107	211	166	2nd, Atlantic
2003-04	82	40	21	--	21	101	229	186	1st, Atlantic
2004-05					Did Not Play				
2005-06	82	45	26	--	11	101	263	253	2nd, Atlantic
2006-07	82	22	48	--	12	56	213	297	5th, Atlantic
2007-08	82	42	29	--	11	95	245	227	4th, Atlantic
2008-09	82	44	27	--	11	99	260	232	3rd, Atlantic
2009-10	82	41	35	--	6	88	232	222	3rd, Atlantic
2010-11	82	47	23	--	12	106	256	216	1st, Atlantic
2011-12	82	47	26	--	9	103	260	225	3rd, Atlantic
2012-13	48	23	22	-	3	49	133	141	4th, Atlantic
2013-14	82	42	30	-	10	94	236	235	3rd, Metropolitan
TOTALS	3,636	1,821	1,254	457	104	4,203	12,152	10,646	

FLYERS REGULAR SEASON HOME AND ROAD RECORDS 1967-2014

SEASON	HOME				ROAD				OVERALL			
	W	L	T	OTL	W	L	T	OTL	W	L	T	OTL
1967-68	17	13	7	-	14	19	4	-	31	32	11	-
1968-69	14	16	8	-	6	19	13	-	20	35	21	-
1969-70	11	14	13	-	6	21	11	-	17	35	24	-
1970-71	20	10	9	-	8	23	8	-	28	33	17	-
1971-72	19	13	7	-	7	25	7	-	26	38	14	-
1972-73	27	8	4	-	10	22	7	-	37	30	11	-
1973-74	28	6	5	-	22	10	7	-	50	16	12	-
1974-75	32	6	2	-	19	12	9	-	51	18	11	-
1975-76	36	2	2	-	15	11	14	-	51	13	16	-
1976-77	33	6	1	-	15	10	15	-	48	16	16	-
1977-78	29	6	5	-	16	14	10	-	45	20	15	-
1978-79	26	10	4	-	14	15	11	-	40	25	15	-
1979-80	27	5	8	-	21	7	12	-	48	12	20	-
1980-81	23	9	8	-	18	15	7	-	41	24	15	-
1981-82	25	10	5	-	13	21	6	-	38	31	11	-
1982-83	29	8	3	-	20	15	5	-	49	23	8	-
1983-84	25	10	5	-	19	16	5	-	44	26	10	-
1984-85	32	4	4	-	21	16	3	-	53	20	7	-
1985-86	33	6	1	-	20	17	3	-	53	23	4	-
1986-87	29	9	2	-	17	17	6	-	46	26	8	-
1987-88	20	14	6	-	18	19	3	-	38	33	9	-
1988-89	22	15	3	-	14	21	5	-	36	36	8	-
1989-90	17	19	4	-	13	20	7	-	30	39	11	-
1990-91	18	16	6	-	15	21	4	-	33	37	10	-
1991-92	22	11	7	-	10	26	4	-	32	37	11	-
1992-93	23	14	5	-	13	23	6	-	36	37	11	-
1993-94	19	20	3	-	16	19	7	-	35	39	10	-
1994-95	16	7	1	-	12	9	3	-	28	16	4	-
1995-96	27	9	5	-	18	15	8	-	45	24	13	-
1996-97	23	12	6	-	22	12	7	-	45	24	13	-
1997-98	24	11	6	-	18	18	5	-	42	29	11	-
1998-99	21	9	11	-	16	17	8	-	37	26	19	-
1999-00	25	6	7	3	20	16	5	0	45	22	12	3
2000-01	26	11	4	0	17	14	7	3	43	25	11	3
2001-02	20	13	5	3	22	14	5	0	42	27	10	3
2002-03	21	10	8	2	24	10	5	2	45	20	13	4
2003-04	24	11	3	3	16	10	12	3	40	21	15	6
2004-05					Did Not Play							
2005-06	22	13	-	6	23	13	-	5	45	26	-	11
2006-07	10	24	-	7	12	24	-	5	22	48	-	12
2007-08	21	14	-	6	21	15	-	5	42	29	-	11
2008-09	24	13	-	4	20	14	-	7	44	27	-	11
2009-10	24	14	-	3	17	21	-	3	41	35	-	6
2010-11	22	12	-	7	25	11	-	5	47	23	-	12
2011-12	22	13	-	6	25	13	-	3	47	26	-	9
2012-13	15	7	-	2	8	15	-	1	23	22	-	3
2013-14	24	14	-	3	18	16	-	7	42	30	-	10
TOTALS	1067	503	193	55	754	751	264	49	1821	1254	457	104

FLYERS ALL-TIME REGULAR SEASON OVERTIME RECORDS 1983-2014

YEAR-BY-YEAR OVERTIME RECORDS

SEASON	OVERALL			SEASON	HOME			SEASON	ROAD		
	W	L	T		W	L	T		W	L	T
1983-84	3	1	10	1983-84	2	1	5	1983-84	1	0	5
1984-85	1	1	7	1984-85	0	0	4	1984-85	1	1	3
1985-86	4	1	4	1985-86	2	0	1	1985-86	2	1	3
1986-87	1	1	8	1986-87	1	0	2	1986-87	0	1	6
1987-88	1	3	9	1987-88	1	1	6	1987-88	0	2	3
1988-89	1	5	8	1988-89	1	4	3	1988-89	0	1	5
1989-90	2	5	11	1989-90	2	3	4	1989-90	0	2	7
1990-91	1	0	10	1990-91	0	0	6	1990-91	1	0	4
1991-92	2	4	11	1991-92	2	1	7	1991-92	0	3	4
1992-93	4	2	11	1992-93	2	2	5	1992-93	2	0	6
1993-94	3	5	10	1993-94	2	4	3	1993-94	1	1	7
1994-95	3	1	4	1994-95	1	1	1	1994-95	2	0	3
1995-96	4	3	13	1995-96	2	1	5	1995-96	2	2	8
1996-97	3	2	13	1996-97	2	0	6	1996-97	1	2	7
1997-98	3	1	11	1997-98	2	1	6	1997-98	1	0	5
1998-99	2	3	19	1998-99	0	1	11	1998-99	2	2	8
1999-00	6	3	12	1999-2000	4	3	7	1999-2000	2	0	5
2000-01	5	3	11	2000-01	2	0	4	2000-01	3	3	7
2001-02	3	3	10	2001-02	2	3	5	2001-02	1	0	5
2002-03	6	4	13	2002-03	1	2	8	2002-03	5	2	5
2003-04	2	6	15	2003-04	1	3	3	2003-04	1	3	12
2005-06	7	5	-	2005-06	3	4	-	2005-06	4	1	-
2006-07	3	6	-	2006-07	2	3	-	2006-07	1	3	-
2007-08	3	5	-	2007-08	2	3	-	2007-08	1	2	-
2008-09	6	5	-	2008-09	4	3	-	2008-09	2	2	-
2009-10	2	3	-	2009-10	1	1	-	2009-10	1	2	-
2010-11	3	5	-	2010-11	1	2	-	2010-11	2	3	-
2011-12	6	2	-	2011-12	2	1	-	2011-12	4	1	-
2012-13	2	1	-	2012-13	2	0	-	2012-13	0	1	-
2013-14	4	2	-	2013-14	1	0	-	2013-14	3	2	-
TOTALS	96	91	220	TOTALS	51	48	102	TOTALS	45	43	118

YEAR-BY-YEAR SHOOTOUT RECORDS

SEASON	OVERALL		SEASON	HOME		SEASON	ROAD	
	W	L		W	L		W	L
2005-06	4	6	2005-06	3	2	2005-06	1	4
2006-07	1	6	2006-07	1	4	2006-07	0	2
2007-08	3	6	2007-08	1	3	2007-08	2	3
2008-09	4	6	2008-09	1	1	2008-09	3	5
2009-10	4	3	2009-10	3	2	2009-10	1	1
2010-11	3	7	2010-11	0	5	2010-11	3	2
2011-12	4	7	2011-12	1	5	2011-12	3	2
2012-13	1	2	2012-13	1	2	2012-13	0	0
2013-14	3	8	2013-14	0	3	2013-14	3	5
TOTALS	27	51	TOTALS	11	27	TOTALS	16	24

FLYERS REGULAR SEASON HOME ATTENDANCE RECORDS 1967-2014

SEASON	ATTENDANCE	GAMES	AVERAGE	SELLOUTS
1967-68	288,747	30	9,625	3
1968-69	425,443	38	11,196	4
1969-70	508,132	38	13,372	18
1970-71	551,113	39	14,131	27
1971-72	560,796	39	14,379	26
1972-73	626,468	39	16,063	22
1973-74	663,273	39	17,007	39
1974-75	683,080	40	17,077	40
1975-76	683,080	40	17,077	40
1976-77	683,080	40	17,077	40
1977-78	683,080	40	17,077	40
1978-79	683,080	40	17,077	40
1979-80	683,080	40	17,077	40
1980-81	683,080	40	17,077	40
1981-82	681,744	40	17,044	8
1982-83	673,880	40	16,847	13
1983-84	665,445	40	16,636	13
1984-85	678,036	40	16,951	23
1985-86	687,342	40	17,184	32
1986-87	688,497	40	17,212	36
1987-88	696,180	40	17,405	31
1988-89	696,202	40	17,405	36
1989-90	696,268	40	17,407	32
1990-91	693,674	40	17,342	27
1991-92	685,604	40	17,140	11
1992-93	708,512	41	17,281	14
1993-94	706,455	41	17,231	10
1994-95	411,848	24	17,160	15
1995-96	711,136	41	17,345	32
1996-97	791,753	41	19,311	15
1997-98	800,285	41	19,519	23
1998-99	804,105	41	19,612	37
1999-00	805,014	41	19,634	35
2000-01	802,595	41	19,575	29
2001-02	802,327	41	19,569	27
2002-03	792,333	41	19,325	14
2003-04	794,406	41	19,376	20
2004-05	---			
2005-06	805,783	41	19,653	39
2006-07	790,591	41	19,283	10
2007-08	801,797	41	19,556	26
2008-09	801,372	41	19,546	27
2009-10	800,996	41	19,537	30
2010-11	808,301	41	19,715	36
2011-12	837,754*	41	20,433*	41
2012-13	474,878	24	19,787	24
2013-14	813,411#	41	19,839#	41
TOTALS	31,814,056	1,809	17,587	1,226

* Franchise record. Total includes attendance of 46,967 at 2012 Bridgestone NHL Winter Classic at Citizens Bank Park on January 2, 2012. WFC home game average was 19,770.

Franchise record for Wells Fargo Center home games only.

(Note: Flyers played at the Spectrum from the 1967-68 through 1995-96 seasons and moved into the Wachovia Center for the 1996-97 season.)

FLYERS REGULAR SEASON OPENING GAME RECORDS 1967-2014

SEASON OPENER (21-17-7)

1967-68	FLYERS	1	at	California	5	L
1968-69	FLYERS	2	at	Boston	3	L
1969-70	FLYERS	0	at	Minnesota	4	L
1970-71	Minnesota	1	at	FLYERS	2	W
1971-72	FLYERS	2	at	Pittsburgh	3	L
1972-73	FLYERS	4	at	St. Louis	4	T
1973-74	Toronto	0	at	FLYERS	2	W
1974-75	Los Angeles	5	at	FLYERS	3	L
1975-76	Washington	4	at	FLYERS	5	W
1976-77	NY Islanders	3	at	FLYERS	0	L
1977-78	Chicago	1	at	FLYERS	5	W
1978-79	FLYERS	3	at	NY Rangers	3	T
1979-80	NY Islanders	2	at	FLYERS	5	W
1980-81	Pittsburgh	4	at	FLYERS	7	W
1981-82	Detroit	2	at	FLYERS	2	T
1982-83	Quebec	5	at	FLYERS	9	W
1983-84	Washington	1	at	FLYERS	4	W
1984-85	Washington	2	at	FLYERS	2	T
1985-86	New Jersey	6	at	FLYERS	5	L
1986-87	Edmonton	1	at	FLYERS	2	W
1987-88	Montreal	2	at	FLYERS	2	T
1988-89	New Jersey	1	at	FLYERS	4	W
1989-90	New Jersey	6	at	FLYERS	2	L
1990-91	FLYERS	1	at	Boston	4	L
1991-92	FLYERS	2	at	Washington	5	L
1992-93	FLYERS	3	at	Pittsburgh	3	T
1993-94	Pittsburgh	3	at	FLYERS	4	W
1994-95	Quebec	3	at	FLYERS	1	L
1995-96	FLYERS	7	at	Montreal	1	W
1996-97	Florida	3	at	FLYERS	1	L
1997-98	Florida	1	at	FLYERS	3	W
1998-99	FLYERS	1	at	NY Rangers	0	W
1999-00	Ottawa	3	at	FLYERS	0	L
2000-01	Vancouver	3	at	FLYERS	6	W
2001-02	Florida	2	at	FLYERS	5	W
2002-03	FLYERS	2	at	Edmonton	2	T
2003-04	Buffalo	0	at	FLYERS	2	W
2004-05			Did Not Play			
2005-06	NY Rangers	5	at	FLYERS	3	L
2006-07	FLYERS	0	at	Pittsburgh	4	L
2007-08	FLYERS	3	at	Calgary	2	W
2008-09	NY Rangers	4	at	FLYERS	3	L
2009-10	FLYERS	2	at	Carolina	0	W
2010-11	FLYERS	3	at	Pittsburgh	2	W
2011-12	FLYERS	2	at	Boston	1	W
2012-13	Pittsburgh	3	at	FLYERS	1	L
2013-14	Toronto	3	at	FLYERS	1	L

FLYERS REGULAR SEASON HOME/ROAD OPENING GAME RECORDS 1967-2014

HOME OPENER (26-14-6)

1967-68	W	FLYERS 1, Pittsburgh 0
1968-69	W	FLYERS 3, Pittsburgh 0
1969-70	T	FLYERS 1, Montreal 1
1970-71	W	FLYERS 2, Minnesota 1
1971-72	L	Los Angeles 7 FLYERS 0
1972-73	W	FLYERS 7, Vancouver 3
1973-74	W	FLYERS 2, Toronto 0
1974-75	L	Los Angeles 5, FLYERS 3
1975-76	W	FLYERS 5, Washington 4
1976-77	L	NY Islanders 3, FLYERS 0
1977-78	W	FLYERS 5, Chicago 1
1978-79	L	Montreal 3, FLYERS 2
1979-80	W	FLYERS 5, NY Islanders 2
1980-81	W	FLYERS 7, Pittsburgh 4
1981-82	T	FLYERS 2, Detroit 2
1982-83	W	FLYERS 9, Quebec 5
1983-84	W	FLYERS 4, Washington 1
1984-85	T	FLYERS 2, Washington 2
1985-86	L	New Jersey 6, FLYERS 5
1986-87	W	FLYERS 2, Edmonton 1
1987-88	T	FLYERS 2, Montreal 2
1988-89	W	FLYERS 4, New Jersey 1
1989-90	L	New Jersey 6, FLYERS 2
1990-91	W	FLYERS 7, Detroit 2
1991-92	L	Pittsburgh 6, FLYERS 3
1992-93	W	FLYERS 6, New Jersey 4
1993-94	W	FLYERS 4, Pittsburgh 3
1994-95	L	Quebec 3, FLYERS 1
1995-96	W	FLYERS 2, Washington 1
1996-97	L	Florida 3, FLYERS 1
1997-98	W	FLYERS 3, Florida 1
1998-99	W	FLYERS 4, Anaheim 1
1999-00	L	Ottawa 3, FLYERS 0
2000-01	W	FLYERS 6, Vancouver 3
2001-02	W	FLYERS 5, Florida 2
2002-03	T	FLYERS 3, NY Islanders 3
2003-04	W	FLYERS 2, Buffalo 0
2004-05	--	---
2005-06	L	NY Rangers 5, FLYERS 3
2006-07	SOL	NY Rangers 5, FLYERS 4
2007-08	W	FLYERS 3, NY Islanders 1
2008-09	L	NY Rangers 4, FLYERS 3
2009-10	W-OT	FLYERS 6, Washington 5
2010-11	W	FLYERS 4, Colorado 2
2011-12	W	FLYERS 5, Vancouver 4
2012-13	L	Pittsburgh 3, FLYERS 1
2013-14	L	Toronto 3, FLYERS 1

ROAD OPENER (20-15-11)

1967-68	L	FLYERS 1 @ California 5
1968-69	L	FLYERS 2 @ Boston 3
1969-70	L	FLYERS 0 @ Minnesota 4
1970-71	T	FLYERS 0 @ Pittsburgh 0
1971-72	L	FLYERS 2 @ Pittsburgh 3
1972-73	T	FLYERS 4 @ St. Louis 4
1973-74	W	FLYERS 6 @ NY Islanders 0
1974-75	W	FLYERS 6 @ Pittsburgh 3
1975-76	W	FLYERS 9 @ Minnesota 5
1976-77	L	FLYERS 3 @ Atlanta 4
1977-78	W	FLYERS 8 @ Pittsburgh 2
1978-79	T	FLYERS 3 @ NY Rangers 3
1979-80	L	FLYERS 2 @ Atlanta 9
1980-81	W	FLYERS 5 @ St. Louis 1
1981-82	W	FLYERS 5 @ Washington 4
1982-83	W	FLYERS 3 @ Washington 2
1983-84	W	FLYERS 6 @ Montreal 3
1984-85	W	FLYERS 4 @ Washington 2
1985-86	W	FLYERS 4 @ Pittsburgh 2
1986-87	W	FLYERS 6 @ Washington 1
1987-88	W	FLYERS 5 @ Minnesota 4
1988-89	W	FLYERS 7 @ Minnesota 6
1989-90	L	FLYERS 3 @ Washington 5
1990-91	L	FLYERS 1 @ Boston 4
1991-92	L	FLYERS 2 @ Washington 5
1992-93	T	FLYERS 3 @ Pittsburgh 3
1993-94	W	FLYERS 5 @ Hartford 2
1994-95	L	FLYERS 1 @ Boston 4
1995-96	W	FLYERS 7 @ Montreal 1
1996-97	L	FLYERS 1 @ NY Islanders 5
1997-98	W	FLYERS 1 @ New Jersey 4
1998-99	T	FLYERS 1 @ NY Rangers 0
1999-00	T	FLYERS 1 @ Boston 1
2000-01	T	FLYERS 3 @ Minnesota 3
2001-02	T	FLYERS 2 @ Columbus 2
2002-03	T	FLYERS 2 @ Edmonton 2
2003-04	T	FLYERS 0 @ San Jose 0
2004-05	--	---
2005-06	L	FLYERS 2 @ Toronto 4
2006-07	L	FLYERS 0 @ Pittsburgh 4
2007-08	W	FLYERS 3 @ Calgary 2
2008-09	OTL	FLYERS 2 @ Pittsburgh 3
2009-10	W	FLYERS 2 @ Carolina 0
2010-11	W	FLYERS 3 @ Pittsburgh 2
2011-12	W	FLYERS 2 @ Boston 1
2012-13	L	FLYERS 2 @ BUFFALO 5
2013-14	L	FLYERS 1 @ Montreal 4

PHILADELPHIA FLYERS ALL-TIME COACHING REGISTER 1967-2014

COACH	FIRST SEASON	NO. OF SEASONS	RECORD	PCT.	PLAYOFF RECORD	PLAYOFF PCT.
Keith Allen	1967-68	2	51 • 67 • 32	.447	3 • 8	.273
Vic Stasiuk	1969-70	2	45 • 68 • 41	.425	0 • 4	.000
Fred Shero	1971-72	7	308 • 151 • 95	.642	48 • 35	.578
(a) Bob McCammon	1978-79	4	119 • 68 • 31	.617	1 • 9	.100
(b) Pat Quinn	1978-79	4	141 • 73 • 48	.630	22 • 17	.564
Mike Keenan	1984-85	4	190 • 102 • 28	.638	32 • 25	.561
Paul Holmgren	1988-89	4	107 • 126 • 31	.464	10 • 9	.526
(c) Bill Dineen	1991-92	2	60 • 60 • 20	.500	—	—
Terry Simpson	1993-94	1	35 • 39 • 10	.476	—	—
Terry Murray	1994-95	3	118 • 64 • 30	.627	28 • 18	.609
Wayne Cashman	1997-98	1	32 • 20 • 9	.598	—	—
(d) Roger Neilson	1997-98	3	76 • 52 • 32	.578	3 • 8	.273
(e) Craig Ramsay	1999-2000	2	28 • 20 • 5	.594	11 • 7	.611
(f) Bill Barber	2000-01	2	73 • 46 • 17	.599	3 • 8	.273
Ken Hitchcock	2002-03	3	130 • 77 • 39	.608	19 • 18	.514
(g) John Stevens	2006-07	4	120 • 109 • 34	.521	11 • 12	.478
(h) Peter Laviolette	2009-13	5	145 • 101 • 29	.527	23 • 22	.511
(i) Craig Berube	2013 -	1	42 • 27 • 10	.595	3 • 4	.429

(a) Replaced Bob McCammon 50 games into the 1978-79 season, compiling an 18-8-4 mark

(b) Replaced Pat Quinn 72 games into the 1981-82 season, compiling a 4-2-2 mark

(c) Replaced Paul Holmgren 24 games into the 1991-92 season, compiling a 24-23-9 mark

(d) Replaced Wayne Cashman 61 games into the 1997-98 season, compiling a 10-9-2 mark

(e) Replaced Roger Neilson 57 games into the 1999-2000 season, compiling a 16-8-1 mark

(f) Replaced Craig Ramsay 28 games into the 2000-01 season, compiling a 31-16-7 mark

(g) Replaced Ken Hitchcock 8 games into the 2006-07 season, compiling a 21-42-11 mark

(h) Replaced John Stevens 25 games into the 2009-10 season, compiling a 28-24-5 mark

(i) Replaced Peter Laviolette three games into the 2013-14 season, compiling a 42-27-10 mark

“MOSTS” BY A FLYER IN A SINGLE SEASON

GOALS:

Reggie Leach	61	1975-76
Tim Kerr	58	1985-86
Tim Kerr	58	1986-87
Tim Kerr	54	1983-84
Tim Kerr	54	1984-85
Mark Recchi	53	1992-93
John LeClair	51	1995-96
John LeClair	51	1997-98
Rick MacLeish	50	1972-73
Bill Barber	50	1975-76
Reggie Leach	50	1979-80
John LeClair	50	1996-97

ASSISTS:

Bobby Clarke	89	1974-75
Bobby Clarke	89	1975-76
Mark Recchi	70	1992-93
Bobby Clarke	68	1977-78
Ken Linseman	68	1981-82
Eric Lindros	68	1995-96
Bobby Clarke	67	1972-73
Mark Recchi	67	1993-94
Claude Giroux	65	2011-12
Mark Recchi	63	1999-00
Bobby Clarke	62	1976-77
Bobby Clarke	62	1982-83
Rod Brind'Amour	62	1993-94

POINTS:

Mark Recchi	123	1992-93
Bobby Clarke	119	1975-76
Bobby Clarke	116	1974-75
Eric Lindros	115	1995-96
Bill Barber	112	1975-76
Mark Recchi	107	1993-94
Bobby Clarke	104	1972-73
Rick MacLeish	100	1972-73
Tim Kerr	98	1984-85
Rick MacLeish	97	1976-77
Brian Propp	97	1984-85
Brian Propp	97	1985-86
Rod Brind'Amour	97	1993-94
Eric Lindros	97	1993-94
John LeClair	97	1995-96
John LeClair	97	1996-97

FLYERS REGULAR SEASON TEAM LEADERS 1967-2014

SEASON	PLAYER	GOALS	PLAYER	ASSISTS	PLAYER	POINTS
1967-68	Rochefort	21	Angotti	37	Angotti	49
1968-69	Lacroix	24	Gendron	35	Lacroix	56
1969-70	Dornhoefer	26	Lacroix	36	Lacroix	58
1970-71	Clarke	27	Clarke	36	Clarke	63
1971-72	Clarke	35	Clarke	46	Clarke	81
1972-73	MacLeish	50	Clarke	67	Clarke	104
1973-74	Clarke	35	Clarke	52	Clarke	87
1974-75	Leach	45	Clarke	89	Clarke	116
1975-76	Leach	61	Clarke	89	Clarke	119
1976-77	MacLeish	49	Clarke	62	MacLeish	97
1977-78	Barber	41	Clarke	68	Clarke	89
1978-79	Barber/Leach	34	Clarke	57	Barber	80
1979-80	Leach	50	Clarke/Linseman	57	Linseman	79
1980-81	Barber	43	Wilson	47	Barber	85
1981-82	Barber	45	Linseman	68	Linseman	92
1982-83	Sittler	43	Clarke	62	Clarke	85
1983-84	Kerr	54	Propp	53	Kerr	93
1984-85	Kerr	54	Propp	54	Kerr	98
1985-86	Kerr	58	Howe	58	Propp	97
1986-87	Kerr	58	Poulin	45	Kerr	95
1987-88	Tocchet	31	Propp	49	Craven/Propp	76
1988-89	Kerr	48	Eklund	51	Kerr	88
1989-90	Tocchet	37	Tocchet	59	Tocchet	96
1990-91	Tocchet	40	Eklund	50	Tocchet	71
1991-92	Brind'Amour	33	Brind'Amour	44	Brind'Amour	77
1992-93	Recchi	53	Recchi	70	Recchi	123
1993-94	Lindros	44	Recchi	67	Recchi	107
1994-95	Lindros	29	Lindros	41	Lindros	70
1995-96	LeClair	51	Lindros	68	Lindros	115
1996-97	LeClair	50	LeClair/Lindros	47	LeClair	97
1997-98	LeClair	51	Lindros	41	LeClair	87
1998-99	LeClair	43	Lindros	53	Lindros	93
1999-00	LeClair	40	Recchi	63	Recchi	91
2000-01	Primeau	34	Recchi	50	Recchi	77
2001-02	Gagne	33	Roenick	46	Roenick	67
2002-03	Roenick	27	Recchi/Roenick	32	Roenick	59
2003-04	Recchi	26	Recchi	49	Recchi	75
2005-06	Gagne	47	Forsberg	56	Gagne	79
2006-07	Gagne	41	Pitkanen	39	Gagne	68
2007-08	Briere	31	Richards	47	Richards	75
2008-09	Carter	46	Richards	50	Carter	84
2009-10	Carter	33	Pronger	45	Richards	62
2010-11	Carter	36	Giroux	51	Giroux	76
2011-12	Hartnell	37	Giroux	65	Giroux	93
2012-13	Voracek	22	Giroux	34	Giroux	47
2013-14	Simmonds	29	Giroux	58	Giroux	86

SEASON LENGTHS

48 games – 1994-95, 2012-13

74 games – 1967-68

76 games – 1968-70

78 games – 1970-74

80 games – 1974-92

82 games – 1995-2012, 2013-present

84 games – 1992-94

FLYERS REGULAR SEASON TEAM LEADERS 1967-2014

SEASON	PLAYER	PIM	GOALTENDER	GAA	GOALTENDER	WINS
1967-68	Van Impe	141	Favell	2.27	Parent	16
1968-69	Kennedy	195	Parent	2.69	Parent	17
1969-70	Heiskala	171	Parent	2.79	Parent	13
1970-71	Dornhoefer	93	Favell	2.66	Favell	16
1971-72	Dornhoefer	183	Favell	2.80	Favell	18
1972-73	Schultz	259	Favell	2.83	Favell	20
1973-74	Schultz	348	Parent	1.89	Parent	47
1974-75	Schultz	472	Parent	2.03	Parent	44
1975-76	Schultz	307	Stephenson	2.58	Stephenson	40
1976-77	Holmgren	201	Stephenson	2.31	Parent	35
1977-78	Dupont	225	Parent	2.22	Parent	29
1978-79	Wilson	197	Parent	2.70	Stephenson	20
1979-80	Holmgren	267	Peeters	2.73	Peeters	29
1980-81	Holmgren	306	St.Croix	2.49	Peeters	22
1981-82	Cochrane	329	Peeters	3.71	Peeters	23
1982-83	Cochrane	237	Froese	2.52	Lindbergh	23
1983-84	Cochrane	225	Froese	3.14	Froese	28
1984-85	Tocchet	181	Lindbergh	3.02	Lindbergh	40
1985-86	Tocchet	284	Froese	2.55	Froese	31
1986-87	Tocchet	286	Hextall	3.00	Hextall	37
1987-88	Tocchet	301	Hextall	3.51	Hextall	30
1988-89	Chychrun	245	Hextall	3.23	Hextall	30
1989-90	Berube	291	Wregget	3.42	Wregget	22
1990-91	Berube	293	Peeters	2.88	Hextall	13
1991-92	Carkner	195	Hextall	3.40	Hextall	16
1992-93	McGill	238	Soderstrom	3.42	Soderstrom	20
1993-94	Brown	137	Roussel	3.34	Roussel	29
1994-95	Antoski	107	Roussel	2.34	Hextall	17
1995-96	Antoski	204	Hextall	2.17	Hextall	31
1996-97	Daniels	237	Snow	2.52	Hextall	31
1997-98	Kordic	210	Hextall	2.17	Hextall	21
1998-99	Lindros	120	Vanbiesbrouck	2.18	Vanbiesbrouck	27
1999-00	Berube	162	Boucher	1.91	Vanbiesbrouck	25
2000-01	Richardson	131	Cechmanek	2.01	Cechmanek	35
2001-02	Fedoruk	141	Cechmanek	2.05	Cechmanek	24
2002-03	Brashear	161	Cechmanek	1.83	Cechmanek	33
2003-04	Brashear	212	Esche	2.04	Esche	21
2005-06	Brashear	166	Niittymaki/Esche	2.97	Niittymaki	23
2006-07	Eager	233	Niittymaki	3.38	Niittymaki	9
2007-08	Cote	202	Biron	2.59	Biron	30
2008-09	Carcillo	254	Niittymaki/Biron	2.76	Biron	29
2009-10	Carcillo	207	Leighton	2.48	Emery/Leighton	16
2010-11	Hartnell	142	Boucher	2.41	Bobrovsky	28
2011-12	Rinaldo	232	Bryzgalov	2.48	Bryzgalov	33
2012-13	Rinaldo	85	Mason	1.90	Bryzgalov	19
2013-14	Rinaldo	153	Mason	2.50	Mason	33

FLYERS ALL-TIME TOP ROOKIE SCORERS 1967-2014

PLAYER	POS	YEAR	GP	G	A	PTS
Mikael Renberg	RW	1993-94	83	38	44	82
Dave Poulin	C	1983-84	73	31	45	76
Eric Lindros	C	1992-93	61	41	34	75
Brian Propp	LW	1979-80	80	34	41	75
Ron Flockhart	C	1981-82	72	33	39	72
Pelle Eklund	C	1985-86	70	15	51	66
Bill Barber	LW	1972-73	69	30	34	64
Peter Zezel	C	1984-85	65	15	46	61
Andre Lacroix	C	1968-69	75	24	32	56
Serge Bernier	RW	1970-71	77	23	28	51
Ron Sutter	C	1983-84	79	19	32	51
Mel Bridgman	C	1975-76	80	23	27	50
Behn Wilson	D	1978-79	80	13	36	49
Simon Gagne	LW	1999-00	80	20	28	48
Matt Read	RW	2011-12	79	24	23	47
Bobby Clarke	C	1969-70	76	15	31	46
Tim Kerr	C	1980-81	68	22	23	45
Jim Johnson	C	1968-69	69	17	27	44
Thomas Ericsson	D	1983-84	68	11	33	44
Janne Niinimaa	D	1996-97	77	4	40	44

FLYERS ALL-TIME SCORING AND PENALTY RECORDS 1967-2014

PLAYER	GP	G	A	PTS	PIM
B. Clarke	1144	358	852	1210	1453
B. Barber	903	420	463	883	623
B. Propp	790	369	480	849	669
R. MacLeish	741	328	369	697	384
E. Lindros	486	290	369	659	946
T. Kerr	601	363	287	650	577
J. LeClair	649	333	310	643	337
M. Recchi	602	232	395	627	388
R. Brind'Amour	633	235	366	601	563
S. Gagne	691	264	271	535	284
G. Dornhoefer	725	202	316	518	1256
R. Leach	606	306	208	514	276
R. Tocchet	621	232	276	508	1817
M. Howe	594	138	342	480	323
P. Eklund	589	118	334	452	107
M. Craven	523	152	272	424	315
I. Sinisalo	526	199	209	408	180
E. Desjardins	738	93	303	396	406
D. Poulin	467	161	233	394	303
*C. Giroux	415	119	258	377	181
Ron Sutter	555	137	223	360	854
M. Richards	453	133	216	349	397
J. Carter	461	181	162	343	288
S. Hartnell	517	157	169	326	908
M. Bridgman	462	119	205	324	971
R. Lonsberry	497	144	170	314	403
P. Holmgren	500	138	171	309	1600
M. Renberg	366	128	168	296	210
B. Kelly	741	128	168	296	1285
D. Briere	364	124	159	283	331
*K. Timonen	519	38	232	270	304
P. Zezel	310	91	170	261	230
O. Kindrachuk	360	79	181	260	465
K. Linseman	269	73	184	257	585
D. Saleski	476	118	117	235	602
T. Bladon	463	67	163	230	281
M. Knuble	338	118	111	229	290
B. Wilson	339	59	155	214	873
K. Primeau	312	87	126	213	414
S. Nolet	358	93	108	201	129
Joe Watson	746	36	162	198	397
S. Mellanby	355	83	114	197	694
B. Dailey	304	56	138	194	397
D. Crossman	392	35	158	193	255
B. McCrimmon	367	35	152	187	355
Jim Watson	613	38	148	186	492
D. Sittler	191	84	94	178	148
A. Dupont	539	42	135	177	1505
K. Dineen	284	88	88	176	533
J. Roenick	216	67	106	173	211
G. Galley	236	28	144	172	260
A. Lacroix	245	72	98	170	36
J. Johnson	266	66	102	168	67
D. Smith	494	80	87	167	338
C. Therien	753	29	130	159	583
*J. Voracek	208	63	94	157	89
J. Gendron	278	69	86	155	203
*B. Coburn	537	36	116	152	454
K. Johnsson	291	40	107	147	140

PLAYER	GP	G	A	PTS	PIM
M. Handzus	237	54	92	146	166
R. Flockhart	167	65	80	145	108
*W. Simmonds	209	72	69	141	302
K. Samuelsson	545	35	106	141	815
D. McGillis	340	32	108	140	303
B. Flett	167	71	68	139	130
L. Carson	346	61	76	137	494
M. Carle	308	15	122	137	91
T. Carkner	376	29	103	132	867
R. Allison	168	47	81	128	210
G. Murphy	261	31	97	128	254
D. Langkum	209	41	86	127	130
E. Van Impe	617	19	107	126	892
B. Fedyk	200	59	65	124	160
K. Acton	303	45	72	117	424
*R.J. Umberger	228	49	67	116	78
J. Pitkanen	206	25	91	116	210
D. Schultz	297	51	64	115	1386
J. Williams	226	43	72	115	108
P. Forsberg	100	30	85	115	118
M. Bullard	124	50	63	113	127
*M. Read	196	57	54	111	30
S. Kapanen	311	44	66	110	70
B. Marsh	514	14	96	110	636
T. Gorence	291	57	52	109	89
B. Clement	229	53	52	105	166
J. van Riemsdyk	196	47	52	99	89
T. Klatt	209	41	57	98	57
T. Eriksson	208	22	76	98	107
M. Ricci	146	41	56	97	157
J. Lupul	135	45	51	96	93
A. Hill	221	40	55	95	227
*C. Pronger	145	15	77	92	133
S. Podein	301	44	48	92	216
*B. Schenn	183	40	45	85	112
M. Dvorak	193	11	74	85	51
J. Beranek	134	46	38	84	137
K. Huffman	207	23	61	84	158
P. Falloon	144	38	45	83	24
Rich Sutter	204	36	47	83	381
B. Ashbee	270	15	67	82	277
*S. Couturier	205	30	51	81	69
J. Otto	213	28	52	80	292
D. Yushkevich	215	17	63	80	212
T. Crisp	194	25	54	79	78
D. Brown	552	39	39	78	1382
J. Niinimaa	143	7	71	78	114
L. Rochefort	139	35	42	77	26
G. Cochrane	257	16	61	77	1110
A. Meszaros	192	20	56	76	116
R. Fedotenko	199	37	38	75	127
S. Bernier	123	35	40	75	130
K. Jones	131	27	47	74	164
B. Sutherland	124	42	29	71	40
L. Goodenough	129	15	56	71	104
C. Gratton	108	23	47	70	200
P. Svoboda	232	10	60	70	320
R. Jones	217	13	56	69	134
T. Amonte	93	27	41	68	40

FLYERS ALL-TIME SCORING AND PENALTY RECORDS 1967-2014

PLAYER	GP	G	A	PTS	PIM	PLAYER	GP	G	A	PTS	PIM
D. Brashear	270	22	44	66	648	D. Carcillo	153	16	16	32	414
S. Upshall	134	27	37	64	145	R. Somik	113	12	20	32	27
S. Duchesne	89	20	43	63	88	F. Meyer	83	8	24	32	47
D. Zubrus	200	19	43	62	89	A. Daigle	68	12	19	31	8
D. Quinn	102	18	40	58	48	P. White	104	10	21	31	24
V. Zelepukin	151	27	30	57	103	T. Murray	115	1	30	31	69
V. Leino	94	21	36	57	26	P. Ranheim	187	15	15	30	56
G. Peters	229	27	28	55	209	B. Betts	138	13	17	30	22
D. Sarrazin	100	20	35	55	22	G. Sanderson	58	11	18	29	44
P. Coffey	94	8	47	55	50	C. Boivin	114	11	18	29	320
C. Berube	323	20	34	54	1138	S. Downie	89	9	20	29	154
J. Jagr	73	19	35	54	30	K. Haller	132	7	22	29	177
D. Hawerchuk	67	16	38	54	36	R. Hextall	489	1	28	29	476
L. Hachborn	78	16	38	54	27	A. Nodl	127	12	16	28	20
K. Dykhuis	227	13	41	54	211	N. Barnes	82	4	24	28	77
B. Selby	119	25	28	53	47	J. Dopita	52	11	16	27	8
Marty Murray	150	23	30	53	23	P. Hannigan	72	11	16	27	58
E. Weinrich	215	8	45	53	98	R. Fleming	65	9	18	27	134
Y. Racine	67	9	43	52	48	J. Potvin	64	6	21	27	16
A. Lomakin	108	22	28	50	60	F. Bathe	198	3	24	27	502
M. Pederson	84	20	30	50	33	J. Druce	79	12	14	26	27
R. Lapointe	146	8	42	50	183	J.J. Daigneault	105	8	18	26	68
B. Lesuk	123	24	25	49	112	M. Busniuk	143	3	23	26	297
B. Dunlop	69	20	29	49	16	M. Sillinger	52	11	14	25	24
L. Angotti	70	12	37	49	35	C. LaForge	65	9	16	25	36
J. Latal	92	12	36	48	24	C. MacTavish	100	8	17	25	85
D. Ververgaert	95	23	24	47	30	T. Ball	62	7	18	25	20
V. Prospal	77	14	33	47	27	K. Manderville	129	7	18	25	59
L. Hillman	149	8	39	47	112	M. Rathje	97	3	22	25	52
B. Hughes	122	5	41	46	88	E. Heiskala	127	13	11	24	294
M. Talbot	127	25	21	46	84	*N. Grossmann	130	2	22	24	86
D. Blackburn	115	16	29	45	59	M. Ragnarsson	113	9	15	24	90
A. Asham	150	18	26	44	281	D. Kushner	82	10	13	23	213
*M. Streit	82	10	34	44	44	B. Radivojevic	88	9	14	23	80
D. Powe	204	22	21	43	130	A. Conroy	114	9	14	23	156
F. Kennedy	132	18	25	43	325	T. Horacek	116	9	14	23	217
G. Hawgood	59	9	34	43	58	*L. Schenn	126	7	16	23	92
J. Hull	210	20	22	42	26	E. Gustafsson	91	6	17	23	24
B. Dean	86	11	31	42	54	N. Zherdev	56	16	6	22	22
L. Hale	196	5	37	42	90	D. Cherry	139	12	10	22	41
L. Morrison	202	19	22	41	70	*M. Raffl	68	9	13	22	28
B. Benning	59	11	29	40	128	G. Adams	39	7	15	22	113
B. Hoffmeyer	92	9	31	40	182	A. Delmore	95	7	15	22	24
J. Wells	126	5	35	40	313	A. Picard	72	3	19	22	23
P. Evans	103	14	25	39	34	H. Bennett	53	13	8	21	67
T. Fedoruk	268	13	26	39	575	K. Calder	59	9	12	21	36
*V. Lecavalier	69	20	17	37	44	D. Evans	65	8	13	21	70
V. Butsayev	99	14	23	37	119	P. Nedved	49	6	15	21	54
C. Forbes	132	22	14	36	110	M. Baron	83	10	10	20	86
E. Hoekstra	70	15	21	36	6	C. Schmautz	30	8	12	20	23
R. Foley	58	11	25	36	168	D. Seidenberg	92	6	14	20	26
J. Miszuk	140	6	30	36	149	D. Hoyda	108	4	16	20	257
L. Richardson	387	7	28	35	618	I. Laperriere	82	3	17	20	162
G. Paslawski	60	14	19	33	12	K. McCarthy	90	3	17	20	57
R. DiMaio	109	12	21	33	117	J. Chychrun	199	3	17	20	606
N. Lacombe	92	11	22	33	34	D. Sulliman	80	9	10	19	8
D. Hatcher	203	9	24	33	193	B. Eager	111	9	10	19	313
M. Taylor	64	8	25	33	24	A. Semenov	70	4	15	19	20
W. Hillman	258	8	25	33	170	*Z. Rinaldo	165	7	11	18	470

FLYERS ALL-TIME SCORING AND PENALTY RECORDS 1967-2014

PLAYER	GP	G	A	PTS	PIM	PLAYER	GP	G	A	PTS	PIM
A. Zhamnov	20	5	13	18	14	R. Paiement	43	4	5	9	74
S. O'Donnell	81	1	17	18	87	A. Hall	91	4	5	9	23
A. Faust	47	10	7	17	14	P. Guay	16	2	7	9	14
R. Nattress	44	7	10	17	29	K. Stevens	23	2	7	9	18
B. Jones	48	7	10	17	44	W. Hicks	32	2	7	9	6
R. Robitaille	28	5	12	17	22	C. McAllister	121	2	7	9	258
S. Ruzicka	55	4	13	17	47	M. Lamb	27	1	8	9	18
A. Stanley	64	4	13	17	28	J. Finley	55	1	8	9	24
R. McGill	134	4	13	17	363	O. Bartulis	66	1	8	9	32
T. Bergen	14	11	5	16	4	F. Arthur	77	1	8	9	49
M. Sykora	49	5	11	16	26	S. Daniels	56	5	3	8	237
G. Morrison	43	1	15	16	70	G. Odjick	30	4	4	8	38
P. Sharp	66	10	5	15	67	M. York	34	4	4	8	8
D. Afanasenkov	41	8	7	15	12	M. Roupe	40	3	5	8	42
E. Hospodar	112	8	7	15	321	M. Maneluk	14	2	6	8	12
M. Freer	59	6	9	15	18	D. Michayluk	14	2	6	8	8
D. Tippett	73	4	11	15	38	T. Young	20	2	6	8	12
B. Savage	66	9	5	14	28	J. Bowen	73	2	6	8	99
J. Sim	39	7	7	14	28	A. Burt	84	1	7	8	59
R. Potulny	44	7	7	14	26	Ross Fitzpatrick	20	5	2	7	0
B. Dobbin	56	6	8	14	39	B. Corkum	28	4	3	7	8
J. Vandermeer	75	6	8	14	79	M.A. Bourdon	45	4	3	7	52
M. Bureau	125	6	8	14	20	C. Foster	25	3	4	7	20
M. Botell	32	4	10	14	31	E. Joyal	26	3	4	7	8
G. Metropolit	55	4	10	14	15	G. Hynes	37	3	4	7	16
M. Hostak	55	3	11	14	24	H. Zolnierczyk	44	3	4	7	71
M. Parizeau	38	2	12	14	10	G. Seabrooke	19	1	6	7	4
D. Lacroix	130	8	5	13	298	G. Smyth	49	1	6	7	192
P. Juhlin	56	7	6	13	23	T. Harris	70	1	6	7	48
P. Brendl	50	6	7	13	6	L. Kukkonen	95	1	6	7	56
J. Paddock	47	5	8	13	49	R. Parent	102	1	6	7	36
W. Huber	10	4	9	13	16	R. Cote	156	1	6	7	411
A. Zhitnik	31	3	10	13	38	G. Dionne	22	0	7	7	2
A. Alberts	79	1	12	13	61	L. Sbisa	39	0	7	7	36
C. Lapointe	56	7	5	12	48	C. Darby	12	2	4	6	2
S. McCarthy	71	6	6	12	136	D. Babych	39	2	4	6	32
M. Greig	30	5	7	12	14	M. Andersson	43	2	4	6	0
J. Gauthier	65	5	7	12	74	D. Tolpeko	26	1	5	6	24
D. Kordic	197	4	8	12	584	J. Sacco	34	1	5	6	20
K. Versteeg	27	7	4	11	24	B. Gervais	37	1	5	6	10
E. Chouinard	46	7	4	11	10	D. Fenyves	58	1	5	6	32
M. Mantha	35	3	8	11	35	A. Lijja	50	0	6	6	34
B. Wesley	52	3	8	11	109	B. Froese	144	0	6	6	22
L. Zeidel	66	1	10	11	74	J. Montgomery	13	2	3	5	15
B. Parent	486	0	11	11	95	T. Warriner	13	2	3	5	6
Y. Preston	28	7	3	10	4	D. Markov	34	2	3	5	58
J. Hlavac	31	7	3	10	8	J. Shelley	89	2	3	5	191
T. McGinn	36	7	3	10	23	M. Picard	7	1	4	5	0
E. Wellwood	31	5	5	10	4	J. Kalinski	22	1	4	5	0
J. Dowd	73	5	5	10	41	M. Timander	34	1	4	5	19
A. Oates	14	3	7	10	6	P. Lawless	8	0	5	5	0
J. McIlhargey	128	3	7	10	497	M. Stankiewicz	19	0	5	5	25
D. Tertyshny	62	2	8	10	30	P. Thoresen	21	0	5	5	8
D. Nachbaur	65	2	8	10	194	W. Brossart	47	0	5	5	12
D. Stanley	89	2	8	10	216	R. MacSweyn	47	0	5	5	10
J. Smith	77	1	9	10	86	R. Zettler	65	0	5	5	103
N. Dimitrakos	24	5	4	9	12	R. Esche	128	0	5	5	43
M. Comrie	21	4	5	9	12	M. Biron	133	0	5	5	8
S. Kasper	37	4	5	9	12	P. Lindbergh	157	0	5	5	10

FLYERS ALL-TIME SCORING AND PENALTY RECORDS 1967-2014

PLAYER	GP	G	A	PTS	PIM	PLAYER	GP	G	A	PTS	PIM
D. Callander	18	3	1	4	5	M. Byers	5	0	2	2	0
P. Murray	25	3	1	4	15	J. Slaney	5	0	2	2	0
L. Barrie	9	2	2	4	9	B. Berglund	7	0	2	2	4
D. Syvret	27	2	2	4	14	L. Jonsson	8	0	2	2	6
M. Pyorala	36	2	2	4	10	J. Stevens	9	0	2	2	14
B. Wilkie	10	1	3	4	8	*B. Manning	10	0	2	2	0
P. Plante	26	1	3	4	15	N. Guenin	12	0	2	2	6
R. Bailey	27	1	3	4	78	Z. Zalapski	12	0	2	2	6
T. Stevenson	31	1	3	4	45	D. Snuggerrud	14	0	2	2	0
P. J. Stock	31	1	3	4	78	O-K. Tollefsen	18	0	2	2	23
S. Malgunas	71	1	3	4	90	B. Kane	23	0	2	2	35
S. Antoski	89	1	3	4	265	D. Richter	50	0	2	2	138
A. Stratton	12	0	4	4	4	*S. Mason	68	0	2	2	0
J. Timonen	14	0	4	4	6	T. Soderstrom	78	0	2	2	4
*A. MacDonald	19	0	4	4	16	R. St. Croix	82	0	2	2	2
M. LaForest	38	0	4	4	12	J. Vanbiesbrouck	112	0	2	2	18
D. Gauthier	60	0	4	4	82	B. Boucher	140	0	2	2	12
K. Wregget	107	0	4	4	18	A. Niittymaki	161	0	2	2	4
D. Roussel	139	0	4	4	23	D. Gillen	1	1	0	1	0
P. Peeters	179	0	4	4	77	T. Hlushko	2	1	0	1	0
D. Favell	215	0	4	4	86	W. Walz	2	1	0	1	0
R. Romaniuk	17	3	0	3	17	B. Sirois	4	1	0	1	4
*J. Rosehill	45	3	0	3	154	T. White	4	1	0	1	0
D. Laliberte	11	2	1	3	6	T. Divisek	5	1	0	1	0
O. Lauridsen	15	2	1	3	34	K. Maguire	5	1	0	1	6
A. Savage	16	2	1	3	4	P. Hubacek	6	1	0	1	2
C. Jensen	21	2	1	3	2	D. Lucas	6	1	0	1	0
T. Sestito	21	2	1	3	95	T. Kallio	7	1	0	1	2
S. Cronin	35	2	1	3	37	C. Joseph	17	1	0	1	21
G. Roberts	11	1	2	3	15	D. Rumble	18	1	0	1	4
D. Plante	12	1	2	3	4	A. Secord	20	1	0	1	38
E. Meloche	13	1	2	3	4	B. H. Armstrong	1	0	1	1	0
L. Mickey	14	1	2	3	8	R. Bast	2	0	1	1	0
D. Schock	14	1	2	3	0	D. Patterson	3	0	1	1	0
J. Gratton	22	1	2	3	71	K. Newbury	4	0	1	1	7
B. Root	24	1	2	3	16	M. Suzor	4	0	1	1	4
K. Daniels	27	1	2	3	4	R. Moore	5	0	1	1	0
L. Wright	38	1	2	3	6	N. Baumgartner	6	0	1	1	21
I. Bryzgalov	40	0	3	3	0	V. Malakhov	6	0	1	1	2
U. Samuelsson	49	1	2	3	58	M. Ellison	7	0	1	1	2
G. Meehan	12	0	3	3	4	R. Ready	7	0	1	1	0
S. Sandelin	15	0	3	3	0	T. Grant	8	0	1	1	10
J. Modry	19	0	3	3	8	G. Inness	8	0	1	1	0
M. Petit	20	0	3	3	51	K. Law	9	0	1	1	4
A. Brimanis	21	0	3	3	12	B. Tibbetts	9	0	1	1	69
R. Vopat	48	0	3	3	80	M. Stothers	12	0	1	1	23
D. Biggs	11	2	0	2	8	A. Kovalenko	13	0	1	1	2
Y. Dupre	35	2	0	2	16	S. Smith	14	0	1	1	15
*J. Akeson	2	1	1	2	0	R. Ramage	15	0	1	1	14
D. Gardner	2	1	1	2	0	S. Beauregard	16	0	1	1	0
A. Brickley	3	1	1	2	0	P. Kubina	17	0	1	1	15
M. Holan	8	1	1	2	4	*C. VandeVelde	18	0	1	1	6
B. Collins	9	1	1	2	4	K. Huskins	19	0	1	1	4
D. McAmmond	10	1	1	2	0	Rory Fitzpatrick	19	0	1	1	11
L. Keenan	14	1	1	2	2	M. Belhumeur	23	0	1	1	2
P. Crowe	16	1	1	2	28	D. Jensen	30	0	1	1	2
M. Eaton	27	1	1	2	8	M. Leighton	39	0	1	1	0
L. Krajicek	27	1	1	2	14	B. Taylor	44	0	1	1	16
C. Winnes	4	0	2	2	0	*R. Emery	57	0	1	1	2

FLYERS ALL-TIME SCORING AND PENALTY RECORDS 1967-2014

PLAYER	GP	G	A	PTS	PIM	PLAYER	GP	G	A	PTS	PIM
G. Snow	90	0	1	1	66	T. Tookey	2	0	0	0	0
R. Cechmanek	163	0	1	1	22	C. Vilgrain	2	0	0	0	0
W. Stephenson	165	0	1	1	17	G. Williams	2	0	0	0	0
S. Anderson	1	0	0	0	0	J. Zent	2	0	0	0	0
J. Backlund	1	0	0	0	0	M. Cullen	3	0	0	0	0
D. Carruthers	1	0	0	0	0	M. Grenier	3	0	0	0	0
J. Cunningham	1	0	0	0	2	M. Lamoureux	3	0	0	0	0
M. D'Amour	1	0	0	0	0	F. Chabot	4	0	0	0	0
R. Drolet	1	0	0	0	0	C. Fisher	4	0	0	0	6
J. Duchesne	1	0	0	0	0	J. Mair	4	0	0	0	0
J. Fritsch	1	0	0	0	0	D. McLeod	4	0	0	0	0
J. Gillis	1	0	0	0	0	S. Washburn	4	0	0	0	0
M. Houle	1	0	0	0	0	J. Wright	4	0	0	0	4
C. Mokusak	1	0	0	0	5	*S. Laughton	5	0	0	0	0
J. Mrazek	1	0	0	0	0	A. MacAdam	5	0	0	0	0
G. Mulvena	1	0	0	0	2	H. Gill	6	0	0	0	2
Mike Murray	1	0	0	0	0	P. Healey	6	0	0	0	12
R. Osburn	1	0	0	0	0	S. Lajeunesse	6	0	0	0	2
J-M Pelletier	1	0	0	0	0	W. Young	6	0	0	0	0
R. Pelletier	1	0	0	0	0	D. Hamel	7	0	0	0	0
M. Peluso	1	0	0	0	0	B. Holmstrom	7	0	0	0	7
V. Pletka	1	0	0	0	0	R. Park	7	0	0	0	0
N. Raduns	1	0	0	0	0	J. Boulerice	8	0	0	0	34
B. Ritchie	1	0	0	0	0	M. Walker	8	0	0	0	20
M. Siklenka	1	0	0	0	0	P. Kavanagh	8	0	0	0	2
R. Simpson	1	0	0	0	0	B. Hoffort	9	0	0	0	2
J. Skalde	1	0	0	0	2	N. Boynton	10	0	0	0	4
W. Skolney	1	0	0	0	2	J. Paterson	11	0	0	0	43
D. Sloane	1	0	0	0	0	L. Brown	12	0	0	0	0
B. Wesenberg	1	0	0	0	5	D. Printz	13	0	0	0	4
D. Wilson	1	0	0	0	0	B. St. Jacques	13	0	0	0	4
K. Wright	1	0	0	0	0	J. Ross	13	0	0	0	2
M. Boland	2	0	0	0	0	D. Reid	14	0	0	0	18
D. Ederstrand	2	0	0	0	0	J. Hanna	15	0	0	0	0
K. Greentree	2	0	0	0	0	J. Harding	15	0	0	0	47
*M. Konan	2	0	0	0	0	G. Lefebvre	17	0	0	0	4
F. Kucera	2	0	0	0	2	G. Resch	22	0	0	0	0
J. Lank	2	0	0	0	2	N. Fotiu	23	0	0	0	40
M. Larocque	2	0	0	0	0	B. Myhres	23	0	0	0	169
N. Little	2	0	0	0	10	S. Burke	26	0	0	0	0
I. MacNeil	2	0	0	0	0	R. Holt	26	0	0	0	74
M. Ouellet	2	0	0	0	0	J. Hackett	27	0	0	0	0
S. Sabol	2	0	0	0	0	B. Gamble	35	0	0	0	2
G. Swarbrick	2	0	0	0	0	P. Myre	57	0	0	0	37
B. Tiley	2	0	0	0	0						

FLYERS ALL-TIME GOALTENDER RECORDS 1967-2014

PLAYER	GP	MINS	GA	SO	AVG	W	L	OT
Marc D'Amour	1	19	0	0	0.00	0	0	0
Robbie Moore	5	237	7	2	1.77	3	0	1
Roman Cechmanek	163	9,384	306	20	1.96	92	43	22
Gary Inness	8	330	12	0	2.18	3	0	2
John Vanbiesbrouck	112	6,662	243	9	2.19	52	33	24
Maxime Ouellet	2	76	27	0	2.37	0	1	0
Jeff Hackett	27	1630	65	3	2.39	10	10	6
Bernie Parent	486	28,276	1141	50	2.42	232	141	103
*Steve Mason	68	3,863	157	4	2.43	37	20	7
Sean Burke	26	1,457	62	2	2.55	13	8	2
Garth Snow	90	4,972	215	3	2.59	40	25	16
Ilya Bryzgalov	99	5,713	248	7	2.64	52	33	10
Robert Esche	128	7,106	314	7	2.65	60	40	16
Martin Biron	133	7,650	346	7	2.71	65	47	16
Brian Boucher	174	9,574	399	8	2.64	73	68	19
Bob Froese	144	8,108	370	12	2.74	92	29	12
Wayne Stephenson	165	9,192	424	10	2.77	93	35	26
Doug Favell	215	12,053	559	16	2.78	76	87	37
*Ray Emery	57	3,081	143	5	2.78	25	20	3
Sergei Bobrovsky	83	4,567	208	0	2.81	42	23	10
Ron Hexall	489	28,181	1,367	18	2.91	240	172	58
Glenn Resch	22	1,054	52	0	2.96	7	7	2
Dunc Wilson	1	60	3	0	3.00	0	1	0
Johan Backlund	1	40	2	0	3.00	0	1	0
Antero Niittymaki	161	9,042	454	4	3.01	62	61	23
Bruce Gamble	35	1,846	95	2	3.09	10	14	4
Dominic Roussel	139	7,507	398	5	3.18	62	49	14
Pete Peeters	179	9,987	531	5	3.19	85	57	20
Michel Belhumeur	23	1,117	60	0	3.22	9	7	3
Rick St.Croix	82	4,808	259	2	3.23	38	26	16
Pelle Lindbergh	157	9,151	503	7	3.30	87	49	15
Michael Leighton	33	1,762	81	1	4.24	19	8	2
Jeremy Duchesne	1	17	1	0	3.53	0	0	0
Ken Wregget	107	5,834	345	0	3.55	42	47	9
Tommy Soderstrom	78	4,248	259	7	3.66	26	35	10
Phil Myre	57	3,267	202	0	3.71	24	12	19
Bruce Hoffer	9	368	23	0	3.75	4	0	3
Wendell Young	6	320	20	0	3.75	3	2	0
Darren Jensen	30	1,496	95	2	3.81	15	10	1
Neil Little	2	93	6	0	3.87	0	2	0
Mark LaForest	38	1,905	124	1	3.91	10	16	4
Michel Larocque	2	120	8	0	4.00	0	1	1
Bobby Taylor	44	2,190	148	0	4.05	15	16	7
Frederic Chabot	4	70	5	0	4.29	0	1	1
Stephane Beauregard	16	802	59	0	4.41	3	9	0
Don McLeod	4	181	14	0	4.64	0	3	1
Cal Heeter	1	64	5	0	4.69	0	0	1
Jean-Marc Pelletier	1	60	5	0	5.00	0	1	0
Jerome Mrzek	1	6	1	0	10.00	0	0	0
Martin Houle	1	2	1	0	30.00	0	0	0

*Still Active on the Flyers Roster

FLYERS ALL-TIME REGULAR SEASON RECORDS 1967-2014

PLAYER	GOALS	PLAYER	ASSISTS	PLAYER	POINTS
Bill Barber	420	Bobby Clarke	852	Bobby Clarke	1210
Brian Propp	369	Brian Propp	480	Bill Barber	883
Tim Kerr	363	Bill Barber	463	Brian Propp	849
Bobby Clarke	358	Mark Recchi	395	Rick MacLeish	697
John LeClair	333	Eric Lindros	369	Eric Lindros	659
Rick MacLeish	328	Rick MacLeish	369	Tim Kerr	650
Reggie Leach	306	Rod Brind'Amour	366	John LeClair	643
Eric Lindros	290	Mark Howe	342	Mark Recchi	627
Simon Gagne	264	Pelle Eklund	334	Rod Brind'Amour	601
Rod Brind'Amour	235	Gary Dornhoefer	316	Simon Gagne	535

PLAYER	GAMES	PLAYER	PIM	DEFENSEMEN	G	A	PTS
Bobby Clarke	1144	Rick Tocchet	1817	Mark Howe	138	342	480
Bill Barber	903	Paul Holmgren	1600	Eric Desjardins	93	303	396
Brian Propp	790	Andre Dupont	1505	*Kimmo Timonen	38	232	270
Chris Therien	753	Bobby Clarke	1453	Tom Bladon	67	163	230
Joe Watson	746	Dave Schultz	1386	Behn Wilson	59	155	214
Bob Kelly	741	Dave Brown	1382	Joe Watson	36	162	198
Rick MacLeish	741	Bob Kelly	1285	Bob Dailey	56	138	194
Eric Desjardins	738	Gary Dornhoefer	1256	Doug Crossman	35	158	193
Gary Dornhoefer	725	Craig Berube	1138	Brad McCrimmon	35	152	187
Simon Gagne	691	Glen Cochrane	1110	Jim Watson	38	148	186

LEFT WINGS	G	A	PTS	CENTERS	G	A	PTS	RIGHT WINGS	G	A	PTS
Bill Barber	420	463	883	Bobby Clarke	358	852	1210	Tim Kerr	363	287	650
Brian Propp	369	480	849	Rick MacLeish	328	369	697	Mark Recchi	232	395	627
John LeClair	333	310	643	Eric Lindros	290	369	659	Gary Dornhoefer	202	316	518
Simon Gagne	259	265	524	Rod Brind'Amour	235	366	601	Reggie Leach	306	208	514
Murray Craven	152	272	424	Pelle Eklund	118	334	452	Rick Tocchet	232	276	508
Scott Hartnell	157	169	326	Dave Poulin	161	233	394	Ilkka Sinisalo	199	209	408
Ross Lonsberry	144	170	314	*Claude Giroux	119	258	377	Paul Holmgren	138	171	309
Bob Kelly	128	168	296	Ron Sutter	137	223	360	Mikael Renberg	128	168	296
Derrick Smith	80	87	167	Michael Richards	133	216	349	Don Saleski	118	117	235
Jean-Guy Gendron	69	86	155	Jeff Carter	181	162	323	Mike Knuble	118	111	229

POWER PLAY	GOALS	SHORTHANDED	GOALS	HAT TRICK	TIMES
Tim Kerr	145	Bobby Clarke	32	Tim Kerr	17
Bill Barber	104	Bill Barber	31	Rick MacLeish	12
Brian Propp	103	Dave Poulin	27	John LeClair	11
John LeClair	102	Mark Howe	24	Eric Lindros	11
Bobby Clarke	99	Michael Richards	23	Brian Propp	8
Rick MacLeish	98	Rick MacLeish	21	Rick Tocchet	8
Eric Lindros	82	Brian Propp	20	Reggie Leach	7
Reggie Leach	79	Rod Brind'Amour	18	Bill Barber	6
Rod Brind'Amour	75	Jeff Carter	12	Bobby Clarke	5
Mark Recchi	74	Simon Gagne	11	Kevin Dineen	5
		Don Saleski	11	Dave Poulin	5
		Ilkka Sinisalo	11		

GOALTENDERS	GAMES	SHUTOUTS	AVERAGE	GAA (50+ GAMES)	WINS		
Ron Hextall	489	Bernie Parent	50	Roman Cechmanek	1.96	Ron Hextall	240
Bernie Parent	486	Roman Cechmanek	20	J. Vanbiesbrouck	2.19	Bernie Parent	232
Doug Favell	215	Ron Hextall	18	Bernie Parent	2.42	W. Stephenson	93
Pete Peeters	179	Doug Favell	16	*Steve Mason	2.44	Roman Cechmanek	92
Brian Boucher	174	Bob Froese	12	Brian Boucher	2.50	Bob Froese	92
W. Stephenson	165	Wayne Stephenson	10	Garth Snow	2.59	P. Lindbergh	87
Roman Cechmanek	163	J. Vanbiesbrouck	9	Ilya Bryzgalov	2.60	Pete Peeters	85

FLYERS ALL-TIME REGULAR SEASON STREAKS 1967-2014

LONGEST...

WIN STREAKS

13 Games	Oct. 19, 1985 through Nov. 17, 1985
11 Games	March 5, 1985 through March 24, 1985
10 Games	Dec. 22, 1982 through Jan. 13, 1983
9 Games	Oct. 25, 1979 through Nov. 15, 1979
9 Games	April 2, 1995 through April 22, 1995

WIN STREAKS AT HOME

20 Games	Jan. 4, 1976 through April 3, 1976
14 Games	Feb. 10, 1985 through April 4, 1985
11 Games	Feb. 13, 1975 through March 30, 1975
11 Games	Nov. 28, 1976 through Jan. 16, 1977
11 Games	Oct. 19, 1985 through Nov. 27, 1985
11 Games	Oct. 27, 2003 through Dec. 5, 2003

WIN STREAKS ON THE ROAD

8 Games	Dec. 22, 1982 through Jan. 16, 1983
7 Games	Oct. 12, 1985 through Nov. 16, 1985
6 Games	Jan. 22, 1980 through Feb. 9, 1980
6 Games	March 5, 1985 through March 23, 1985
6 Games	Jan. 2, 2003 through Jan. 21, 2003
6 Games	Dec. 13, 2005 through Dec. 29, 2005
6 Games	Jan. 5, 2008 through Feb. 5, 2008

LOSING STREAKS

9 Games	Dec. 8, 2006 through Dec. 27, 2006
7 Games	Jan. 4, 2007 through Jan. 18, 2007
6 Games	March 25, 1970 through April 4, 1970
6 Games	Dec. 5, 1992 through Dec. 17, 1992
6 Games	Jan. 25, 1994 through Feb. 5, 1994

LOSING STREAKS AT HOME

8 Games	Dec. 9, 2006 through Jan. 27, 2007
5 Games	Jan. 30, 1969 through Feb. 15, 1969
5 Games	Dec. 19, 1989 through Jan. 23, 1990
5 Games	Feb. 6, 2008 through Feb. 21, 2008
4 Games	4 times

LOSING STREAKS ON THE ROAD

8 Games	Oct. 25, 1972 through Nov. 26, 1972
8 Games	March 3, 1988 through March 29, 1988
7 Games	Dec. 28, 1991 through Jan. 25, 1992
6 Games	8 times

TIE STREAKS

4 Games	Jan. 2, 1969 through Jan. 8, 1969
4 Games	Dec. 8, 1991 through Dec. 15, 1991
3 Games	Feb. 27, 1969 through March 2, 1969
3 Games	Oct. 23, 1969 through Oct. 30, 1969
3 Games	March 1, 1970 through March 7, 1970
3 Games	Jan. 20, 1971 through Jan. 23, 1971
3 Games	Jan. 18, 1979 through Jan. 21, 1979
3 Games	Dec. 1, 1979 through Dec. 4, 1979
3 Games	Dec. 17, 1983 through Dec. 21, 1983
3 Games	Jan. 4, 1996 through Jan. 11, 1996
3 Games	March 6, 1999 through March 9, 1999
3 Games	Nov. 13, 2002 through Nov. 16, 2002

TIE STREAKS AT HOME

4 Games	Oct. 19, 1969 through Oct. 30, 1969
3 Games	Jan. 11, 1979 through Jan. 18, 1979
3 Games	Dec. 8, 1991 through Dec. 14, 1991
3 Games	Nov. 13, 2002 through Nov. 21, 2002

TIE STREAKS ON THE ROAD

4 Games	March 1, 1969 through March 15, 1969
3 Games	Dec. 27, 1968 through Jan. 8, 1969
3 Games	Feb. 21, 1976 through Feb. 28, 1976
3 Games	Nov. 24, 1979 through Dec. 16, 1979
3 Games	Dec. 12, 2000 through Dec. 19, 2000

UNDEFEATED STREAKS

35 Games	Oct. 14, 1979 through Jan. 6, 1980 (25-0-10)
23 Games	Jan. 29, 1976 through March 18, 1976 (17-0-6)
20 Games	Nov. 16, 1976 through Jan. 1, 1977 (15-0-5)
17 Games	Nov. 30, 1996 through Jan. 7, 1997 (14-0-3)
15 Games	Dec. 12, 1998 through Jan. 13, 1999 (10-0-5)

UNDEFEATED STREAKS AT HOME

26 Games	Oct. 11, 1979 through Feb. 3, 1980 (19-0-7)
21 Games	Oct. 17, 1976 through Jan. 16, 1977 (20-0-1)
20 Games	Jan. 4, 1976 through April 3, 1976 (20-0-0)
16 Games	Oct. 19, 1980 through Dec. 18, 1980 (14-0-2)
15 Games	Feb. 7, 1985 through April 4, 1985 (14-0-1)
15 Games	Oct. 28, 1999 through Jan. 8, 2000 (12-0-3)

UNDEFEATED STREAKS ON THE ROAD

16 Games	Oct. 20, 1979 through Jan. 6, 1980 (11-0-5)
12 Games	Nov. 30, 1996 through Jan. 29, 1997 (8-0-4)
11 Games	Jan. 29, 1976 through March 16, 1976 (5-0-6)
10 Games	Nov. 26, 1976 through Jan. 1, 1977 (6-0-4)
10 Games	Feb. 26, 1977 through April 3, 1977 (6-0-4)
10 Games	Dec. 8, 1998 through Jan. 18, 1999 (7-0-3)

WINLESS STREAKS

12 Games	Feb. 24, 1999 through March 16, 1999 (0-8-4)
11 Games	Nov. 21, 1968 through Dec. 14, 1968 (0-9-2)
11 Games	Dec. 10, 1970 through Jan. 3, 1971 (0-9-2)
10 Games	Dec. 31, 1989 through Jan. 23, 1990 (0-7-3)
10 Games	Dec. 2, 2006 through Dec. 27, 2006 (0-9-1)
10 Games	Feb. 6, 2008 through Feb. 23, 2008 (0-8-2)

WINLESS STREAKS AT HOME

13 Games	Nov. 29, 2006 through Feb. 8, 2007 (0-9-4)
8 Games	Dec. 19, 1968 through Jan. 18, 1969 (0-4-4)
8 Games	Nov. 17, 1991 through Dec. 14, 1991 (0-4-4)
7 Games	Dec. 2, 1990 through Jan. 13, 1991 (0-4-3)
6 Games	Nov. 21, 1968 through Dec. 12, 1968 (0-5-1)
6 Games	Nov. 7, 2002 through Dec. 2, 2002 (0-2-3-1)
6 Games	Nov. 2, 2006 through Nov. 22, 2006 (0-4-2)
6 Games	Feb. 6, 2008 through Feb. 23, 2008 (0-5-1)
6 Games	Mar. 12, 2011 through Apr. 3, 2011 (0-2-4)

WINLESS STREAKS ON THE ROAD

19 Games	Oct. 23, 1971 through Jan. 27, 1972 (0-15-4)
15 Games	Jan. 15, 1969 through March 16, 1969 (0-7-8)
11 Games	Oct. 20, 1972 through Dec. 13, 1972 (0-9-2)
10 Games	Jan. 19, 1982 through Feb. 24, 1982 (0-7-3)
10 Games	Dec. 27, 1991 through Feb. 4, 1992 (0-8-2)

FLYERS ALL-TIME REGULAR SEASON RECORDS 1967-2014

TEAM RECORDS: STREAKS

LONGEST...

WIN STREAK – 13 GAMES
- October 19, 1985 through November 17, 1985

WIN STREAK AT HOME** – 20 GAMES
- January 4, 1976 through April 3, 1976

WIN STREAK ON ROAD – 8 GAMES
- December 22, 1982 through January 16, 1983

WIN STREAK VS. A SINGLE TEAM – 15 GAMES
- vs. NY Islanders (March 1, 2008 to March 9, 2010)

WIN STREAK AT HOME VS. A SINGLE TEAM – 23 GAMES
- vs. Pittsburgh, February 17, 1980 through February 19, 1987

WIN STREAK ON ROAD VS. A SINGLE TEAM – 10 GAMES
- vs. Los Angeles, December 30, 1976 to January 5, 1982

LOSING STREAK – 9 GAMES
- December 8, 2006 through December 27, 2006

LOSING STREAK AT HOME – 8 GAMES
- December 9, 2006 through January 27, 2007

LOSING STREAK ON ROAD – 8 GAMES
- October 25, 1972 to November 26, 1972
- March 3, 1988 through March 29, 1988

LOSING STREAK VS. A SINGLE TEAM – 15 GAMES
- vs. Boston, October 25, 1970 through December 17, 1972

LOSING STREAK AT HOME VS. A SINGLE TEAM – 9 GAMES
- vs. Boston, November 21, 1970 through February 15, 1973

LOSING STREAK ON ROAD VS. A SINGLE TEAM – 10 GAMES
- vs. New Jersey, February 16, 1991 through March 26, 1994

TIE STREAK – 4 GAMES
- January 2, 1969 through January 8, 1969
- December 8, 1991 through December 15, 1991

TIE STREAK AT HOME – 5 GAMES
- March 29, 1969 through October 30, 1969

TIE STREAK ON ROAD – 4 GAMES
- March 1, 1969 through March 15, 1969

TIE STREAK VS. A SINGLE TEAM – 7 GAMES
- vs. NY Rangers, February 9, 1969 through March 19, 1970

TIE STREAK AT HOME VS. A SINGLE TEAM – 4 GAMES
- vs. Dallas, January 21, 1997 through November 18, 1999

TIE STREAK ON ROAD VS. A SINGLE TEAM – 5 GAMES
- vs. NY Rangers, February 9, 1969 through January 20, 1971

CONSECUTIVE GAMES STREAK WITHOUT A TIE – 77 GAMES
- February 9, 1985 through January 28, 1986

UNDEFEATED STREAK* – 35 GAMES
- (25-0-10), October 14, 1979 through January 6, 1980

UNDEFEATED STREAK AT HOME – 26 GAMES (Single Season)
- (19-0-7), October 11, 1979 through February 3, 1980

UNDEFEATED STREAK ON ROAD – 16 GAMES
- (11-0-5), October 20, 1979 through January 6, 1980

UNDEFEATED STREAK VS. A SINGLE TEAM – 32 GAMES
- vs. LA (27-0-5), October 22, 1974 through February 5, 1983

UNDEFEATED STREAK AT HOME VS. A SINGLE TEAM – 42 GAMES
- vs. Pittsburgh (39-0-3), February 7, 1974 through December 8, 1988

UNDEFEATED STREAK ON ROAD VS. A SINGLE TEAM – 21 GAMES
- vs. LA (17-0-4), November 14, 1973 through December 30, 1984

WINLESS STREAK – 12 GAMES
- (0-8-4), February 24, 1999 through March 16, 1999

WINLESS STREAK AT HOME – 13 GAMES
- (0-9-4), November 29, 2006 through February 8, 2007

WINLESS STREAK ON ROAD – 19 GAMES
- (0-15-4), October 23, 1971 through January 27, 1972

WINLESS STREAK VS. A SINGLE TEAM – 27 GAMES

- vs. Boston (0-23-4), November 27, 1969 through February 9, 1974

WINLESS STREAK AT HOME VS. A SINGLE TEAM – 13 GAMES
- vs. Boston (0-11-2), December 13, 1969 through December 9, 1973

WINLESS STREAK ON ROAD VS. A SINGLE TEAM – 22 GAMES
- vs. Boston (0-18-4), January 20, 1968 through March 27, 1976

CONSECUTIVE SHUTOUT STREAK – 4 GAMES
- December 14 through 21, 1996
- January 7 through 13, 1999

CONSECUTIVE SHUTOUTS AGAINST STREAK – 2 GAMES
- 7 times

CONSECUTIVE GAMES W/O BEING SHUTOUT STREAK – 120 GAMES
- December 28, 1984 through March 27, 1986

CONSECUTIVE GAMES W/O SHUTTING OUT OPPONENT STREAK – 115 GAMES
- January 7, 1987 to March 25, 1988

CONSECUTIVE GAMES DECIDED BY A SHOOTOUT – 3 GAMES
- January 2, 2009 to January 6, 2009

TEAM RECORDS: SEASON

MOST...

ASSISTS – 632 (1985-86)
GOALS – 350 (1983-84)
SCORING POINTS – 970 (1985-86)
GOALS AT HOME – 205 (1975-76)
GOALS ON ROAD – 167 (1983-84)
GOALS AGAINST – 319 (1992-93)
LOSSES – 48 (2006-07)
LOSSES AT HOME – 24 (2006-07)
LOSSES ON ROAD – 25 (1971-72)
PENALTY MINUTES – 2,621 (1980-81)
POINTS IN STANDINGS – 118 (1975-76)
POINTS IN STANDINGS AT HOME – 74 (1975-76)
POINTS IN STANDINGS ON ROAD – 55 (2002-03)
POWER PLAY GOALS – 98 (1988-89)
SHORTHANDED GOALS – 22 (1986-87)
SHORTHANDED GOALS AGAINST – 16 (1990-91)
SHUTOUTS – 13 (1974-75)
SHUTOUTS AT HOME – 11 (1974-75)
SHUTOUTS ON ROAD – 5 (1982-83)
SHUTOUTS AGAINST – 10 (1968-69)
SHUTOUTS AGAINST AT HOME – 7 (1968-69)
SHUTOUTS AGAINST ON ROAD – 5 (2006-07)
TIES* – 24 (1969-70)
TIES AT HOME** – 13 (1969-70)
TIES ON ROAD* – 15 (1976-77)
WINS – 53 (1984-85; 1985-86)
WINS AT HOME** – 36 (1975-76)
WINS ON ROAD – 25 (2010-11, 2011-12)
MOST PLAYERS USED – 49 (2006-07)

FEWEST...

ASSISTS – 290 (1967-68)
GOALS – 173 (1967-68)
GOALS AT HOME – 92 (1968-69)
GOALS ON ROAD – 77 (1967-68)
GOALS AGAINST – 164 (1973-74)
GOALS AGAINST AT HOME – 61 (1974-75)
GOALS AGAINST ON ROAD – 89 (1973-74)
LOSSES – 12 (1979-80)
LOSSES AT HOME – 2 (1975-76)
LOSSES ON ROAD – 7 (1979-80)
PENALTY MINUTES – 964 (1968-69)
POINTS IN STANDINGS – 56 (2006-07)
POINTS IN STANDINGS AT HOME – 27 (2006-07)
POINTS IN STANDINGS ON ROAD – 21 (1971-72)
POWER PLAY GOALS – 33 (1967-68)
POWER PLAY GOALS AGAINST – 40 (2001-02)
SCORING POINTS – 463 (1967-68)
SHORTHANDED GOALS – 2 (1990-91)
SHUTOUTS – 0 (1981-82; 1988-89)
SHUTOUTS AT HOME – 0 (1979-80; 1981-82; 1988-89)

FLYERS ALL-TIME REGULAR SEASON RECORDS 1967-2014

SHUTOUTS AGAINST – 1 (8 times)
TIES – 4 (1985-86)
TIES AT HOME – 1 (1976-77; 1985-86)
TIES ON ROAD – 3 (1984-85; 1985-86; 1987-88)
WINS – 17 (1969-70)
WINS AT HOME – 10 (2006-07)
WINS ON ROAD – 6 (1968-69; 1969-70)

**Franchise season records in the "fewest" category do not include the 48-game seasons in 1994-95 and 2012-13.*

TEAM RECORDS: GAME

MOST...

ASSISTS – 22

-vs. Detroit, February 2, 1974
-vs. Pittsburgh, March 22, 1984

DECISIVE WIN – 11-0; 13-2

-vs. Pittsburgh, October 20, 1977
-vs. Vancouver, October 18, 1984

DECISIVE WIN AT HOME – 11-0; 13-2

-vs. Pittsburgh, October 20, 1977
-vs. Vancouver, October 18, 1984

DECISIVE WIN ON ROAD – 10-2; 8-0

-at Los Angeles, December 29, 1992
-at Vancouver, December 31, 1997

DECISIVE SHUTOUT WIN – 11-0

-vs. Pittsburgh, October 20, 1977

DECISIVE SHUTOUT WIN AT HOME – 11-0

-vs. Pittsburgh, October 20, 1977

DECISIVE SHUTOUT WIN ON ROAD – 8-0

-at Vancouver, December 31, 1997

DECISIVE LOSS – 12-0

-vs. Chicago, January 30, 1969

DECISIVE LOSS AT HOME – 12-0

-vs. Chicago, January 30, 1969

DECISIVE LOSS ON ROAD – 11-2

-at Montreal, October 27, 1981

DECISIVE SHUTOUT LOSS – 12-0

-vs. Chicago, January 30, 1969

DECISIVE SHUTOUT LOSS AT HOME – 12-0

-vs. Chicago, January 30, 1969

DECISIVE SHUTOUT LOSS ON ROAD – 8-0

-at St. Louis, November 1, 1969
-at Dallas, January 6, 1994

GOALS – 13

-vs. Pittsburgh, March 22, 1984
-vs. Vancouver, October 18, 1984

GOALS AT HOME – 13

-vs. Pittsburgh, March 22, 1984
-vs. Vancouver, October 18, 1984

GOALS ON ROAD – 11

-at Detroit, February 23, 1988

GOALS BOTH TEAMS – 17

-vs. Calgary, (FLYERS 9/Calgary 8), February 27, 1982
-vs. Pittsburgh, (FLYERS 13/Pittsburgh 4), March 22, 1984
-vs. Detroit (FLYERS 11/Detroit 6), February 23, 1988
-vs. Winnipeg (Winnipeg 9/FLYERS 8), October 27, 2011

GOALS AGAINST – 12

-vs. Chicago, January 30, 1969

GOALS AGAINST AT HOME – 12

-vs. Chicago, January 30, 1969

GOALS AGAINST ON ROAD – 11

-at Montreal, October 27, 1981
-at Pittsburgh, November 16, 1993

PENALTY MINUTES* – 213

-vs. Ottawa, March 5, 2004

PENALTY MINUTES BY OPPONENT – 206

-vs. Ottawa, March 5, 2004

PENALTY MINUTES BY BOTH TEAMS* – 419

-vs. Ottawa, March 5, 2004

POWER PLAY GOALS – 6

-vs. California, January 9, 1972 at Minnesota,
October 13, 1988

POWER PLAY GOALS AGAINST – 6

-vs. Colorado, February 19, 1980
-at Minnesota, October 13, 1988

SCORING POINTS – 35

-vs. Pittsburgh, March 22, 1984

SHORTHANDED GOALS – 3

-vs. Washington, December 15, 1984
-vs. Calgary, January 13, 1985 at NY Islanders, April 2, 1996

SHOTS ON GOAL – 62

-vs. Washington, April 1, 1976

SHOTS ON GOAL AT HOME – 62

-vs. Washington, April 1, 1976

SHOTS ON GOAL ON ROAD – 55

-at Boston, March 1, 2007

SHOTS ON GOAL BOTH TEAMS – 95

-vs. NY Rangers (FLYERS 51/NY Rangers 44), February 13, 1976

SHOTS AGAINST – 56

-at Toronto, January 5, 2008

SHOTS AGAINST AT HOME – 52

-vs. Minnesota, February 3, 1990

SHOTS AGAINST ON ROAD – 56

-at Toronto, January 5, 2008

FEWEST...

PENALTY MINUTES** – 0

-vs. St. Louis, March 18, 1979
-vs. Phoenix, November 26, 2000
-vs. NY Rangers, February 20, 2011

PENALTY MINUTES BY OPPONENT** – 0

-6 times

PENALTY MINUTES, BOTH TEAMS – 2

-vs. Los Angeles (FLYERS 2/Los Angeles 0), December 8, 1967

SHOTS ON GOAL – 13

-at Washington, December 11, 1990
-at Los Angeles, February 1, 2014

SHOTS ON GOAL AT HOME – 14

-vs. Boston, January 28, 1995

SHOTS ON GOAL ON ROAD – 13

-at Washington, December 11, 1990
-at Los Angeles, February 1, 2014

SHOTS ON GOAL BOTH TEAMS – 28

-at Montreal (FLYERS 15/Montreal 13), December 7, 2009

SHOTS AGAINST – 7

-vs. Washington, February 12, 1978

SHOTS AGAINST ON ROAD – 13

-at Toronto, March 23, 1996
-at Washington, January 25, 2004
-at Montreal, December 7, 2009

FASTEST...

OPENING GOAL – 8 SECONDS

-vs. Edmonton, Tim Kerr, 0:08 of 1st period, March 7, 1989

OPENING TWO GOALS – 31 SECONDS

-at NY Islanders, Justin Williams, 0:16 of 1st period;
Michal Handzus, 0:31 of 1st period, October 26, 2002

FLYERS ALL-TIME REGULAR SEASON RECORDS 1967-2014

TWO GOALS – 7 SECONDS

- vs. St. Louis, Dave Brown, 5:26 of 3rd period; Brian Propp, 5:33 of 3rd period, December 2, 1986
- vs. Washington, Moe Mantha, 17:58 of 1st period; Ron Sutter, 18:05 of 1st period, Dec. 27, 1988
- vs. Boston, Matt Read, 11:24 of 2nd period; Oliver Lauridsen, 11:31 of 2nd period, Apr. 23, 2013

THREE GOALS – 35 SECONDS

- vs. Boston, Behn Wilson, 8:13 of 2nd period; Blake Dunlop, 8:28 of 2nd period; Al Hill, 8:48 of 2nd period, March 1, 1979

FOUR GOALS – 1 MINUTE 22 SECONDS

- vs. Pittsburgh, Bobby Clarke 16:23 of 3rd period; Ilkka Sinisalo 16:39 of 3rd period; Reggie Leach 17:05 of 3rd period; Ken Linseman 17:45 of 3rd period; October 11, 1981

TWO SHORTHANDED GOALS – 26 SECONDS

- at New Jersey, Murray Craven, 15:07 of 1st period; Mark Howe, 15:33 of 1st period; November 6, 1986

TEAM RECORDS: PERIOD

MOST...

GOALS – 8

- vs. NY Islanders, 2nd period, March 31, 1973

GOALS AGAINST – 6

- Chicago, 1st period, January 30, 1969
- Montreal, 1st period, October 27, 1981
- New Jersey, 3rd period, March 7, 1993
- at Buffalo, October 27, 1006

GOALS BOTH TEAMS – 9

- vs. NY Islanders, 2nd period, March 21, 1973 (FLYERS 8, NY Islanders 1)
- vs. Atlanta, 2nd period, January 11, 1974 (FLYERS 5, Atlanta 4)
- vs. Washington, 2nd period, January 15, 1980 (FLYERS 6, Washington 3)
- vs. Hartford, 1st period, February 25, 1984 (Hartford 5, FLYERS 4)
- vs. Tampa Bay, 1st period, November 18, 2010 (FLYERS 5, Tampa Bay 4)

PENALTY MINUTES* – 209

- vs. Ottawa, 3rd period, March 5, 2004

PENALTY MINUTES BY OPPONENT – 200

- vs. Ottawa, 3rd period, March 5, 2004

PENALTY MINUTES, BOTH TEAMS* – 409

- vs. Ottawa, 3rd period, March 5, 2004

SHOTS ON GOAL, HOME – 25

- vs. Washington, 2nd period, April 1, 1976

SHOTS ON GOAL, AWAY – 25

- at Toronto, 2nd period, February 13, 1988

SHOTS ON GOAL, AGAINST, HOME – 25

- vs. Washington, 1st period, December 20, 2008

SHOTS ON GOAL, AGAINST, AWAY – 32

- at Minnesota, 1st period, December 13, 1972

SHORTHANDED GOALS – 3

- vs. Washington, December 15, 1983

FEWEST...

SHOTS ON GOAL – 1

- 8 times

SHOTS ON GOAL AGAINST – 0

- at Tampa Bay, second period, November 22, 1999

FASTEST...

GOAL FROM START OF PERIOD – 8 SECONDS

- Bob Kelly, 0:08, of 2nd period vs. Minnesota, March 2, 1972
- Tim Kerr, 0:08, of 1st period vs. Edmonton, March 7, 1989

GOAL ALLOWED FROM START OF PERIOD - 4 SECONDS

- James Van Riemsdyk, 0:04, of 2nd period vs. Toronto, March 28, 2014

TEAM RECORDS: MISCELLANEOUS

SCORELESS GAMES – 0-0

- vs. Los Angeles, Mar. 14, 1968
- vs. St. Louis, Oct. 26, 1969
- @ Pittsburgh, Oct. 17, 1970
- @ NY Rangers, Mar. 30, 1981
- @ Pittsburgh, Dec. 4, 1982
- vs. Montreal, Feb. 11, 1993
- vs. Tampa Bay, Feb. 24, 2001
- @ San Jose, Oct. 16, 2003

GOAL WITH LEAST TIME REMAINING – 0.6 SECONDS

- Tony Amonte at Anaheim, Oct. 22, 2003
- Freddy Meyer vs. Carolina, Mar. 8, 2006

LONGEST TIME WITHOUT ALLOWING A GOAL – 265:08 MINUTES

- December 12 to 22, 1996

MOST SHOTS IN A FIVE-MINUTE OVERTIME PERIOD – 10

- vs. Anaheim, February 3, 2000

MOST PLAYERS TO APPEAR IN ALL 82 GAMES – 7 (2013-14)

MOST THIRD PERIOD COMEBACKS – 11 (2013-14)

LONGEST HOME ICE SCORELESS STREAK – 175:22

- October 29 – November 9, 2013

INDIVIDUAL RECORDS: FLYERS CAREER

MOST...

SEASONS – 15 (Bobby Clarke)

GAMES – 1,144 (Bobby Clarke)

GOALS – 420 (Bill Barber)

ASSISTS – 852 (Bobby Clarke)

POINTS – 1210 (Bobby Clarke)

HAT TRICKS – 17 (Tim Kerr)

POWER PLAY GOALS – 145 (Tim Kerr)

SHORTHANDED GOALS – 32 (Bobby Clarke)

PENALTY MINUTES – 1,817 (Rick Tocchet)

INDIVIDUAL RECORDS: STREAKS

LONGEST...

ASSIST STREAK – 12 GAMES

- Bobby Clarke: March 11, 1976 to April 3, 1976; February 1, 1978 to March 16, 1978

GOAL STREAK – 9 GAMES

- Rick Tocchet: March 1, 1989 to March 19, 1989

POINT STREAK – 18 GAMES

- Bobby Clarke: February 26, 1975 to April 3, 1975
- Eric Lindros: January 7 to February 18, 1999

CONSECUTIVE GAME STREAK – 484 GAMES

- Rod Brind'Amour: February 24, 1993 to April 18, 1999

INDIVIDUAL RECORDS: SEASON

MOST...

ASSISTS – 89

- Bobby Clarke, 1974-75; 1975-76

GAME-WINNING GOALS – 12

- Jeff Carter, 2008-09
- Brian Propp, 1982-83

GOALS – 61

- Reggie Leach, 1975-76

GOALS BY A DEFENSESMAN – 24

- Mark Howe, 1985-86

GOALS BY A LINE – 141 in 1975-76

- Bobby Clarke 30
- Bill Barber 50
- Reggie Leach 61

HAT TRICKS – 5

FLYERS ALL-TIME REGULAR SEASON RECORDS 1967-2014

- Tim Kerr, 1984-85
- PENALTY MINUTES*** – 472
 - Dave Schultz, 1974-75
- PENALTY MINUTES BY A DEFENSEMAN** – 329
 - Glen Cochran, 1981-82
- PENALTY MINUTES BY A GOALTENDER*** – 113
 - Ron Hextall, 1988-89
- POINTS** – 123
 - Mark Recchi, 1992-93
- POINTS BY A DEFENSEMAN** – 82
 - Mark Howe, 1985-86
- POINTS BY A GOALIE** – 8
 - Ron Hextall, (8A), 1988-89
- POINTS BY A LINE** – 322 in 1975-76
 - Bobby Clarke, 119
 - Bill Barber, 112
 - Reggie Leach, 91
- POINTS BY A ROOKIE** – 82
 - Mikael Renberg, 1993-94
- POINTS BY A ROOKIE DEFENSEMAN** – 49
 - Behn Wilson, 1978-79
- ASSISTS BY A ROOKIE** – 51
 - Pelle Eklund, 1985-86
- ASSISTS BY A ROOKIE DEFENSEMAN** – 44
 - Janne Niinimaa, 1996-97
- GOALS BY A ROOKIE** – 41
 - Eric Lindros, 1992-93
- POWER PLAY GOALS*** – 34
 - Tim Kerr, 1985-86
- SHORTHANDED GOALS** – 7
 - Brian Propp, 1984-85; Mark Howe, 1985-86; Mike Richards, 2008-09
- SHOTS ON GOAL** – 380
 - Bill Barber, 1975-76
- SHUTOUTS** – 12
 - Bernie Parent, 1973-74; 1974-75
- WINS BY A GOALTENDER** – 47
 - Bernie Parent, 1973-74

INDIVIDUAL RECORDS: GAME

MOST...

- ASSISTS** – 6
 - Eric Lindros at Ottawa, February 26, 1997
- ASSISTS BY DEFENSEMAN** – 5
 - Alexandre Picard, vs. New Jersey, Feb. 1, 2007
- ASSISTS BY ROOKIE** – 5
 - Alexandre Picard, vs. New Jersey, Feb. 1, 2007
- ASSISTS AGAINST** – 6
 - Ron Stackhouse, Pittsburgh, March 8, 1975
- GOALS** – 4
 - Rick MacLeish vs. NY Islanders, February 13, 1973
 - Rick MacLeish vs. Toronto, March 4, 1973
 - Tom Bladon vs. Cleveland, December 11, 1977
 - Tim Kerr vs. St. Louis, October 25, 1984
 - Tim Kerr vs. Detroit, January 17, 1985
 - Tim Kerr at Washington, February 9, 1985
 - Tim Kerr vs. Chicago, November 20, 1986
 - Brian Propp vs. St. Louis, December 2, 1986
 - Rick Tocchet at Los Angeles, February 27, 1988
 - Rick Tocchet vs. Winnipeg, January 25, 1990
 - Kevin Dineen at Chicago, October 31, 1993
 - John LeClair vs. Montreal, February 6, 1997
 - Eric Lindros at Toronto, March 19, 1997

- John LeClair vs. Vancouver, November 29, 1998
- Jiri Dopita vs. Atlanta, January 8, 2002
- John LeClair at Montreal, October 15, 2002
- GOALS AGAINST** – 6
 - Red Berenson, St. Louis, November 7, 1968
- POWER PLAY GOALS** – 3
 - Tim Kerr vs. Los Angeles, November 3, 1985
 - Tim Kerr vs. Chicago, November 20, 1986
 - Brian Propp at Minnesota, October 13, 1988
 - Scott Hartnell at NY Islanders, January 19, 2008
- SHOTS** – 14
 - Eric Lindros vs. NY Islanders, March 19, 1996
- PENALTIES** – 8
 - Don Nachbaur at Pittsburgh, March 19, 1988
- PENALTY MINUTES** – 55
 - Frank Bathe vs. Los Angeles, March 11, 1979
- PENALTY MINUTES BY OPPONENT** – 69
 - Randy Holt, Los Angeles, March 11, 1979
- POINTS** – 8
 - Tom Bladon vs. Cleveland, December 11, 1977
- POINTS BY A LINE** – 16
 - vs. Montreal, February 6, 1997; John LeClair, 4 Goals, 2 Assists; Eric Lindros, 1 Goal, 4 Assists; Mikael Renberg, 1 Goal, 4 Assists at Ottawa, February 26, 1997; John LeClair, 3 Goals, 1 Assist; Eric Lindros, 1 Goal, 6 Assists; Mikael Renberg, 2 Goals, 3 Assists
- POINTS AGAINST** – 7
 - Red Berenson, St. Louis, November 7, 1968

FASTEST...

- TWO GOALS** – 8 SECONDS
 - Ron Flockhart vs. St. Louis; 5:10 of 3rd period; 5:18 of 3rd period; December 6, 1981
- THREE GOALS** – 2 MINUTES 27 SECONDS
 - Tim Kerr vs. St. Louis Blues: 12:22 of 3rd period; 12:45 of 3rd period; 14:49 of 3rd period; October 25, 1984
- FOUR GOALS** – 19 MINUTES 47 SECONDS
 - Rick MacLeish vs. NY Islanders: 6:30 of 2nd period; 6:57 of 2nd period; 13:25 of 2nd period; 6:17 of 3rd period; February 13, 1973

INDIVIDUAL RECORDS: PERIOD

MOST...

- GOALS** – 3
 - Bill Flett vs. Los Angeles, March 9, 1972
 - Rick MacLeish vs. NY Islanders, February 13, 1973
 - Bobby Clarke vs. Pittsburgh, December 13, 1980
 - Tim Kerr vs. St. Louis, October 25, 1984
 - Murray Craven vs. Detroit, November 13, 1986
 - Eric Lindros vs. St. Louis, January 19, 1994
 - Mikael Renberg at San Jose, February 15, 1994
 - Eric Lindros at Toronto, March 19, 1997
 - John LeClair vs. Vancouver, November 29, 1998
 - Danny Briere at Carolina, November 21, 2007

INDIVIDUAL RECORDS: MISCELLANEOUS

- MOST CONSECUTIVE STARTS BY A GOALTENDER IN A SEASON** – 37
 - Bernie Parent, 1973-74
- LONGEST TIME WITHOUT ALLOWING A GOAL** – 249:43 minutes
 - Ilya Bryzgalov, March 8 to 15, 2012
- LONGEST WINLESS STREAK BY GOALTENDER** – 15 Games
 - Antero Niittymaki (0-13-2), Dec. 2, 2006 through Jan. 20, 2007

*NHL Record **Ties NHL Record

ALL-TIME FLYERS PENALTY SHOTS [REGULAR SEASON]

PLAYER	DATE	OPPONENT	H/A	GOALTENDER	RESULT
Bill Clement	Mar. 7, 1974	Detroit	Home	Jim Rutherford	No Goal
Orest Kindrachuk	Nov. 9, 1974	Washington	Home	Michel Belhumeur	Goal
Orest Kindrachuk	Oct. 15, 1977	Pittsburgh	Home	Dunc Wilson	No Goal
Rick MacLeish	Mar. 20, 1978	NY Islanders	Home	Billy Smith	Goal
Ilkka Sinisalo	Oct. 11, 1981	Pittsburgh	Home	Paul Harrison	Goal
Behn Wilson	Dec. 17, 1981	Buffalo	Home	Don Edwards	Goal
Brian Propp	Jan. 4, 1983	Vancouver	Home	Ken Ellacott	Goal
Ron Sutter	Nov. 18, 1984	NY Islanders	Home	Kelly Hrudey	No Goal
Brian Propp	Dec. 19, 1985	New Jersey	Home	Glenn Resch	No Goal
Dave Poulin	Mar. 6, 1986	Toronto	Home	Don Edwards	No Goal
Rick Tocchet	Jan. 6, 1987	New Jersey	Home	Craig Billington	No Goal
Pelle Eklund	Jan. 14, 1990	NY Rangers	Away	Mike Richter	No Goal
Keith Acton	Mar. 25, 1990	NY Rangers	Away	John Vanbiesbrouck	Goal
Mike Ricci	Nov. 17, 1990	New Jersey	Away	Chris Terreri	No Goal
Murray Craven	Dec. 23, 1990	Montreal	Home	Andre Racicot	Goal
Norman Lacombe	Feb. 5, 1991	Los Angeles	Home	Kelly Hrudey	Goal
Murray Craven	Oct. 13, 1991	New Jersey	Home	Chris Terreri	No Goal
Eric Lindros	Dec. 26, 1992	Washington	Away	Don Beaupre	Goal
Mark Recchi	Feb. 6, 1995	Ottawa	Away	Don Beaupre	No Goal
Trent Klatt	Oct. 1, 1997	Florida	Home	John Vanbiesbrouck	No Goal
Valeri Zelepukin	Oct. 30, 1999	New Jersey	Home	Martin Brodeur	No Goal
Michal Handzus	Dec. 5, 2002	NY Rangers	Home	Dan Blackburn	Goal
Simon Gagne	Feb. 21, 2004	Atlanta	Home	Pasi Nurminen	Goal
Alexei Zhamnov	Feb. 24, 2004	Chicago	Home	Michael Leighton	No Goal
Peter Forsberg	Oct. 27, 2005	Florida	Home	Roberto Luongo	No Goal
R.J. Umberger	Nov. 18, 2005	Atlanta	Home	Michael Garnett	No Goal
Michael Richards	Oct. 17, 2006	Buffalo	Away	Ryan Miller	No Goal
R.J. Umberger	Dec. 21, 2006	Montreal	Away	David Aebischer	No Goal
Dmitry Afanasev	Feb. 17, 2007	NY Rangers	Away	Stephen Valiquette	No Goal
Michael Richards	Nov. 21, 2007	Carolina	Away	Cam Ward	No Goal
Danny Briere	Dec. 16, 2007	New Jersey	Away	Martin Brodeur	No Goal
Joffrey Lupul	Dec. 29, 2007	Tampa Bay	Away	Karri Ramo	Goal
Simon Gagne	Oct. 16, 2008	Colorado	Away	Andrew Raycroft	Goal
Michael Richards	Oct. 28, 2008	Atlanta	Away	Kari Lehtonen	No Goal
Scott Hartnell	Jan. 3, 2009	LA Kings	Away	Jonathan Quick	No Goal
Simon Gagne	Feb. 14, 2009	NY Islanders	Home	Yann Danis	Goal
Michael Richards	Mar. 20, 2009	Buffalo	Away	Patrick Lalime	No Goal
Darroll Powe	Apr. 4, 2009	Ottawa	Away	Alex Auld	Goal
Darroll Powe	Oct. 27, 2009	Montreal	Away	Jose Theodore	No Goal
Michael Richards	Jan. 23, 2010	Carolina	Home	Cam Ward	No Goal
Danny Briere	Feb. 13, 2010	Montreal	Away	Carey Price	Goal
Scott Hartnell	Dec. 10, 2010	Boston	Home	Tim Thomas	No Goal
Darroll Powe	Feb. 15, 2011	Tampa Bay	Away	Dwayne Roloson	Goal
Maxime Talbot	Nov. 3, 2011	New Jersey	Home	Johan Hedberg	Goal
Matt Read	Nov. 13, 2011	Florida	Away	Jose Theodore	Goal
Danny Briere	Jan. 2, 2012	NY Rangers	Home	Henrik Lundqvist	No Goal
Wayne Simmonds	Oct. 2, 2013	Toronto	Home	Jonathan Bernier	No Goal
Adam Hall	Oct. 11, 2013	Phoenix	Home	Thomas Greiss	No Goal
Wayne Simmonds	Nov. 27, 2013	Tampa Bay	Away	Anders Lindback	No Goal

*For Flyers Penalty Shots taken in the Playoffs, see Flyers Playoff Section

NOTES: The Flyers have connected on 19 of 49 penalty shot attempts (38.8%)... Michal Handzus' attempt on December 5, 2002, was the Flyers' first penalty shot attempt in regular season overtime... Eric Desjardins and Behn Wilson are the only Flyers defensemen ever to attempt a penalty shot... Ilkka Sinisalo became only the third player in NHL history to score his first goal on a penalty shot. The others were Ralph Bowman of the St. Louis Eagles, when in 1934-35 he recorded the first-ever successful penalty shot in the NHL, and Phil Hoene of the Los Angeles Kings in 1973-74... With his goal vs. Washington on April 15, 2008, Michael Richards' became only the second player in NHL history to record their first career NHL playoff goal on a penalty shot (Minnesota's Wayne Connolly in 1968).

ALL-TIME PENALTY SHOTS VS FLYERS [REGULAR SEASON]

PLAYER	DATE	OPPONENT	H/A	GOALTENDER	RESULT
Richard Martin	Jan. 31, 1974	Buffalo	Home	Bernie Parent	Goal
Curt Bennett	Oct. 9, 1976	Atlanta	Away	Bernie Parent	Goal
Lanny McDonald	Oct. 14, 1979	Toronto	Home	Pete Peeters	Goal
Lanny McDonald	Nov. 18, 1982	Calgary	Home	Pelle Lindbergh	No Goal
John Tucker	Oct. 31, 1984	Buffalo	Away	Pelle Lindbergh	Goal
Scott Bjugstad	Nov. 3, 1984	Minnesota	Home	Pelle Lindbergh	No Goal
Mike Gartner	Apr. 4, 1987	Washington	Away	Glenn Resch	Goal
Jan Ericson	Oct. 24, 1987	NY Rangers	Home	Mark Laforest	Goal
Dave Tippett	Oct. 31, 1987	Hartford	Away	Ron Hextall	Goal
Mark Johnson	Mar. 12, 1988	New Jersey	Home	Ron Hextall	Goal
Joe Sakic	Dec. 9, 1989	Quebec	Away	Ken Wregget	Goal
Gary Leeman	Nov. 4, 1990	Toronto	Away	Pete Peeters	No Goal
Doug Brown	Nov. 23, 1991	New Jersey	Home	Ken Wregget	Goal
Benoit Hogue	Jan. 24, 1995	NY Islanders	Away	Ron Hextall	Goal
Stu Barnes	Mar. 8, 1998	Pittsburgh	Home	Ron Hextall	No Goal
Kevin Stevens	Mar. 22, 1998	NY Rangers	Home	Sean Burke	No Goal
Steve Sullivan	Feb. 25, 2003	Chicago	Away	Roman Cechmanek	No Goal
Nathan Horton	Jan. 8, 2004	Florida	Home	Jeff Hackett	Goal
Richard Zednik	Jan. 20, 2004	Montreal	Home	Robert Esche	No Goal
Michael Nylander	Oct. 5, 2005	NY Rangers	Home	Robert Esche	No Goal
Robert Nilsson	Mar. 4, 2006	NY Islanders	Away	Antero Niittymaki	No Goal
Justin Williams	Mar. 28, 2007	Carolina	Home	Martin Biron	No Goal
Phil Kessel	Oct. 27, 2007	Boston	Away	Martin Biron	No Goal
Roman Hamrik	Nov. 1, 2007	Montreal	Away	Martin Biron	No Goal
Radek Dvorak	Dec. 30, 2007	Florida	Away	Antero Niittymaki	No Goal
Ryan Malone	Dec. 2, 2008	Tampa Bay	Home	Martin Biron	No Goal
Vincent Lecavalier	Jan. 15, 2009	Tampa Bay	Away	Martin Biron	Goal
Martin St. Louis	Jan. 30, 2009	Tampa Bay	Away	Antero Niittymaki	No Goal
Alexander Ovechkin	Jan. 18, 2010	Washington	Away	Ray Emery	Goal
Frans Nielsen	Oct. 30, 2010	NY Islanders	Home	Sergei Bobrovsky	Goal
Marian Hossa	Jan. 23, 2011	Chicago	Away	Sergei Bobrovsky	Goal
Patrick Dwyer	Nov. 14, 2011	Carolina	Away	Sergei Bobrovsky	Goal
Michael Grabner	Jan. 12, 2012	NY Islanders	Away	Sergei Bobrovsky	No Goal
Shawn Horcoff	Feb. 23, 2012	Edmonton	Away	Ilya Bryzgalov	No Goal
Alex Tanguay	Feb. 25, 2012	Calgary	Away	Ilya Bryzgalov	Goal
Marcus Johansson	Mar. 22, 2012	Washington	Home	Ilya Bryzgalov	No Goal
Ilya Kovalchuk	Jan. 22, 2013	New Jersey	Away	Ilya Bryzgalov	Goal
Jonathan Huberdeau	Feb. 21, 2013	Florida	Home	Ilya Bryzgalov	Goal
Kyle Turris	Nov. 19, 2013	Ottawa	Home	Steve Mason	No Goal

- For Flyers Penalty Shots against in the Playoffs, see Flyers Playoff Section

NOTES: Flyers' opponents have connected on 19 of 39 penalty shot attempts (50%)... Lanny McDonald is the only player to attempt more than one penalty shot against the Flyers... the two penalty shot goals scored against the Flyers in 2010-11 were the only goals of the game scored by the opponent, marking the first two occasions in franchise history that a Flyers goaltender lost a shutout solely due to a penalty shot.

ALL-TIME FLYERS HAT TRICKS [REGULAR SEASON] 1967-2014

YEAR	NO.	PLAYER	DATE	SCORE	GOALTENDERS
1967-68 (3)	1	L. Rochefort	Nov. 4	FLYERS 4 at Montreal 1	R. Vachon
	2	L. Rochefort (a)	Feb. 22	Minnesota 3 at FLYERS 7	C. Maniago
	3	R. Paiement (b)	Apr. 13	St. Louis 1 at FLYERS 6 (None)	G. Hall
1968-69 (0)					
1969-70 (5)	4	A. Lacroix	Oct. 22	FLYERS 4 at Toronto 3	B. Gamble
	5	J. Johnson	Dec. 3	FLYERS 7 at Los Angeles 1	G. Desjardins
	6	A. Lacroix	Dec. 11	Toronto 3 at FLYERS 6	M. Edwards
	7	G. Dornhoefer	Jan. 8	Los Angeles 1 at FLYERS 4	W. Rutledge
	8	S. Nolet	Mar. 7	Boston 5 at FLYERS 5	G. Cheevers
1970-71 (3)	9	J. Johnson	Nov. 19	California 2 at FLYERS 6	G. Smith
	10	A. Lacroix	Nov. 29	Vancouver 2 at FLYERS 4	D. Wilson
	11	G. Dornhoefer (c)	Mar. 6	California 4 at FLYERS 4	C. Worthy
1971-72 (3)	12	S. Nolet	Oct. 31	Montreal 3 at FLYERS 5	K. Dryden
	13	B. Lesuk	Jan. 9	California 3 at FLYERS 10	G. Meloche (1), G. Kurt (2)
1972-73 (7)	14	B. Flett	Mar. 9	FLYERS 5 at Los Angeles 3	G. Edwards
	15	R. MacLeish	Nov. 9	Chicago 3 at FLYERS 5	T. Esposito
	16	G. Dornhoefer	Dec. 10	Toronto 2 at FLYERS 5	J. Plante
	17	B. Flett (c)	Jan. 21	FLYERS 4 at Buffalo 3	D. Dryden
	18	R. MacLeish (d)	Feb. 13	NY Islanders 2 at FLYERS 8	B. Smith
	19	B. Clarke	Feb. 17	FLYERS 7 at Montreal 6	M. Blasse (2), K. Dryden (1)
	20	R. MacLeish (d)	Mar. 4	Toronto 0 at FLYERS 10	R. Low (3), G. McRae (1)
1973-74 (8)	21	R. Lonsberry	Mar. 22	Vancouver 0 at FLYERS 9	D. Wilson
	22	D. Schultz	Jan. 3	NY Rangers 3 at FLYERS 4	P. McDuffe
	23	D. Schultz	Jan. 10	Minnesota 4 at FLYERS 7	F. Rivard
	24	B. Clarke	Feb. 2	Detroit 2 at FLYERS 12	J. Rutherford (2), B. McKenzie (1)
25	R. Lonsberry	Feb. 2	Detroit 2 at FLYERS 12	J. Rutherford (1), B. McKenzie (2)	
26	S. Nolet	Mar. 7	Detroit 2 at FLYERS 6	J. Rutherford (1), D. Grant (2)	
27	B. Clarke	Mar. 28	FLYERS 3 at Atlanta 3	D. Bouchard	
1974-75 (7)	28	B. Barber	Apr. 7	Minnesota 2 at FLYERS 6	F. Rivard
	29	R. MacLeish (b,c)	Apr. 11	Atlanta 1 at FLYERS 5	P. Myre
	30	R. Leach	Nov. 27	Detroit 2 at FLYERS 6	D. Grant
	31	R. Leach	Dec. 12	Minnesota 0 at FLYERS 6	P. LoPresti
	32	R. MacLeish	Mar. 5	FLYERS 9 at Minnesota 2	P. LoPresti
	33	R. MacLeish	Mar. 18	FLYERS 7 at Washington 2	R. Low
	34	R. Leach	Mar. 26	FLYERS 6 at California 2	G. Simmons
	35	R. MacLeish (b)	Apr. 13	Toronto 3 at FLYERS 6	G. McRae
	36	R. MacLeish (b)	May 13	NY Islanders 1 at FLYERS 4	G. Resch
	1975-76 (7)	37	B. Barber	Oct. 26	FLYERS 7 at NY Rangers 2
38		R. MacLeish	Dec. 19	FLYERS 7 at Washington 5	B. Wolfe
39		R. Leach	Jan. 22	Atlanta 2 at FLYERS 7	P. Myre (2), D. Bouchard (1)
40	O. Kindrachuk	Mar. 6	Detroit 1 at FLYERS 6	J. Rutherford	
41	B. Barber	Apr. 1	Washington 2 at FLYERS 11	R. Low	
1976-77 (3)	42	D. Saleski (b)	Apr. 20	Toronto 1 at FLYERS 7	W. Thomas
	43	R. Leach (b,e)	May 6	Boston 3 at FLYERS 6	G. Gilbert
	44	R. MacLeish	Oct. 24	Colorado 3 at FLYERS 5	B. McKenzie
	45	R. MacLeish	Dec. 5	Cleveland 2 at FLYERS 6	G. Simmons
	46	D. Saleski	Mar. 13	Pittsburgh 0 at FLYERS 4	D. Herron
1977-78 (4)	47	D. Saleski	Oct. 16	St. Louis 0 at FLYERS 7	E. Johnston (2), E. Staniowski (1)
	48	T. Bladon (d)	Dec. 11	Cleveland 1 at FLYERS 11	G. Edwards (3), G. Meloche (1)
49	R. MacLeish	Dec. 29	Minnesota 2 at FLYERS 5	P. LoPresti	
50	R. Lonsberry	Mar. 12	Colorado 2 at FLYERS 6	D. Favell	

ALL-TIME FLYERS HAT TRICKS [REGULAR SEASON] 1967-2014

YEAR	NO.	PLAYER	DATE	SCORE	GOALTENDERS
1978-79 (1)	51	R. MacLeish	Dec. 9	Boston 2 at FLYERS 9	G. Gilbert (2), G. Cheevers (1)
1979-80 (6)	52	R. MacLeish	Nov. 11	Vancouver 4 at FLYERS 5	C. Ridley
	53	R. Leach	Dec. 6	Los Angeles 4 at FLYERS 9	R. Grahame (2), M. Lessard (1)
	54	B. Barber	Mar. 16	Colorado 4 at FLYERS 4	H. Astrom
	55	R. Leach	Apr. 3	Washington 2 at FLYERS 4	W. Stephenson (2), ENG (1)
	56	B. Barber (b,d)	May 4	FLYERS 5 at Minnesota 3	G. Meloche
	57	P. Holmgren (b)	May 15	NY Islanders 3 at FLYERS 8	B. Smith (2), G. Resch (1)
1980-81 (7)	58	R. MacLeish	Nov. 6	Los Angeles 2 at FLYERS 8	R. Grahame
	59	B. Clarke	Dec. 13	FLYERS 6 at Pittsburgh 5	G. Millen
	60	R. Leach	Feb. 8	Hartford 6 at FLYERS 6	J. Garrett
	61	B. Barber	Feb. 27	FLYERS 5 at Winnipeg 3	M. Mattsson
	62	T. Kerr	Mar. 19	Boston 3 at FLYERS 5	M. Baron
	63	B. Barber (b)	Apr. 9	Quebec 5 at FLYERS 8	D. Bouchard
	64	B. Propp (b,c)	Apr. 22	Calgary 4 at FLYERS 9	P. Riggin
1981-82 (4)	65	M. Bridgman	Oct. 29	Pittsburgh 4 at FLYERS 6	M. Dion
	66	B. Propp	Dec. 28	FLYERS 7 at Calgary 4	P. Riggin (2), R. Lemelin (1)
	67	R. Allison	Mar. 2	Winnipeg 7 at FLYERS 6	D. Soetaert
	68	T. Kerr	Apr. 4	Toronto 1 at FLYERS 7	M. Laroque
1982-83 (3)	69	D. Sittler	Nov. 28	FLYERS 5 at Vancouver 5	K. Ellacott
	70	B. Clarke	Dec. 27	FLYERS 8 at Detroit 4	G. Stefan
	71	D. Sittler	Jan. 8	FLYERS 7 at Hartford 4	G. Millen
1983-84 (4)	72	B. Barber	Jan. 5	Winnipeg 6 at FLYERS 7 (OT)	D. Soetaert
	73	D. Poulin	Jan. 21	NY Islanders 1 at FLYERS 7	B. Smith
	74	D. Poulin	Mar. 22	Pittsburgh 4 at FLYERS 13	D. Herron
	75	I. Sinisalo	Mar. 22	Pittsburgh 4 at FLYERS 13	D. Herron
	76	B. Propp	Oct. 18	Vancouver 2 at FLYERS 13	R. Brodeur (2), J. Garrett (1)
	77	I. Sinisalo	Oct. 18	Vancouver 2 at FLYERS 13	R. Brodeur (1), J. Garrett (2)
	78	T. Kerr (c,d)	Oct. 25	St. Louis 2 at FLYERS 7	M. Liut
	79	T. Kerr	Dec. 23	Washington 4 at FLYERS 7	P. Riggin
	80	L. Carson	Dec. 28	FLYERS 7 at Vancouver 4	R. Brodeur
	81	B. Propp	Jan. 13	Calgary 1 at FLYERS 7	D. Edwards
	82	T. Kerr (c,d)	Jan. 17	Detroit 5 at FLYERS 7	E. Mio
	83	I. Sinisalo	Feb. 5	FLYERS 5 at NY Islanders 7	K. Hrudehy
	84	T. Kerr (c,d)	Feb. 9	FLYERS 5 at Washington 4	P. Riggin
	85	B. Propp	Mar. 5	FLYERS 5 at NY Islanders 4	K. Hrudehy
	86	T. Kerr	Mar. 7	Washington 6 at FLYERS 9	P. Riggin (2), A. Jensen (1)
	87	D. Poulin	Mar. 7	Washington 6 at FLYERS 9	P. Riggin
	88	T. Kerr (b,c,d)	Apr. 13	FLYERS 6 at NY Rangers 5	G. Hanlon
	89	B. Propp (b,c)	Apr. 21	NY Islanders 2 at FLYERS 5	B. Smith
1985-86 (6)	90	T. Kerr	Nov. 3	Los Angeles 4 at FLYERS 7	B. Janecyk
	91	T. Kerr (c)	Nov. 9	Boston 3 at FLYERS 5	P. Peeters
	92	D. Poulin	Nov. 2	Pittsburgh 4 at FLYERS 7	D. Herron
	93	T. Kerr	Dec. 27	FLYERS 6 at Vancouver 1	W. Young
	94	B. Propp	Apr. 6	Washington 3 at FLYERS 5	P. Peeters
	95	P. Zezel(b)	Apr. 14	FLYERS 7 at NY Rangers 1	J. Vanbiesbrouck
1986-87 (10)	96	M. Craven	Nov. 13	Detroit 5 at FLYERS 7	G. Stefan
	97	T. Kerr (d)	Nov. 20	Chicago 1 at FLYERS 5	M. Bannerman
	98	B. Propp (d)	Dec. 2	St. Louis 1 at FLYERS 7	G. Millen
	99	T. Kerr	Dec. 18	NY Islanders 4 at FLYERS 9	B. Smith (2), K. Hrudehy (1)
	100	D. Poulin	Dec. 18	NY Islanders 4 at FLYERS 9	B. Smith (2), K. Hrudehy (1)

ALL-TIME FLYERS HAT TRICKS [REGULAR SEASON] 1967-2014

YEAR	NO.	PLAYER	DATE	SCORE	GOALTENDERS
	101	T. Kerr	Dec. 21	St. Louis 6 at FLYERS 7	R. Wamsley
	102	P. Zezel	Jan. 28	FLYERS 7 at Buffalo 4	J. Cloutier
	103	B. Propp	Apr. 5	NY Islanders 9 at FLYERS 5	B. Smith
	104	T. Kerr (b)	Apr. 20	NY Islanders 2 at FLYERS 4	K. Hrudey
	105	P. Eklund (b)	May 10	FLYERS 6 at Montreal 3	B. Hayward (1), P. Roy (2)
1987-88 (5)	106	M. Craven	Feb. 13	FLYERS 4 at Toronto 7	K. Wregget
	107	R. Tocchet	Feb. 21	Detroit 3 at FLYERS 5	G. Hanlon (2), ENG (1)
	108	R. Tocchet (d)	Feb. 27	FLYERS 8 at Los Angeles 6	G. Healy (3), ENG (1)
	109	R. Tocchett	Mar. 1	FLYERS 7 at Vancouver 3	K. McLean (1), F. Caprice (2)
1988-89 (8)	110	T. Kerr (c)	Mar. 26	Winnipeg 0 at FLYERS 6	D. Berthiaume
	111	B. Propp	Oct. 13	FLYERS 7 at Minnesota 6	J. Myllys
	112	T. Kerr	Nov. 12	Detroit 5 at FLYERS 4	G. Hanlon
	113	R. Tocchet	Nov. 20	New Jersey 1 at FLYERS 7	S. Burke
	114	D. Smith	Dec. 10	Chicago 4 at FLYERS 6	J. Waite (2), D. Pang (1)
	115	R. Tocchet	Dec. 17	FLYERS 7 at Toronto 1	J. Reese (2), A. Bester (1)
	116	T. Kerr	Jan. 21	FLYERS 7 at Winnipeg 3	E. Reddick
	117	T. Kerr	Feb. 22	FLYERS 6 at NY Rangers 4	B. Froese
	118	T. Kerr (b,c)	Apr. 19	FLYERS 4 at Pittsburgh 2	T. Barrasso
1989-90 (3)	119	R. Tocchet	Oct. 8	FLYERS 3 at Winnipeg 5	T. Draper
	120	T. Horacek	Dec. 3	FLYERS 6 at Los Angeles 3	K. Hrudey (2), M. Gosselin (1)
	121	R. Tocchet (d)	Jan. 25	Winnipeg 6 at FLYERS 8	B. Essensa (3), ENG (1)
1990-91 (2)	122	R. Tocchet	Jan. 24	Washington 1 at FLYERS 6	M. Liut
	123	P. Eklund	Mar. 23	NY Rangers 4 at FLYERS 7	M. Richter
1991-92 (1)	124	S. Duchesne	Dec. 19	NY Islanders 2 at FLYERS 6	G. Healy (2), ENG (1)
1992-93 (8)	125	G. Paslawski	Oct. 24	Montreal 7 at FLYERS 6	A. Racicot
	126	E. Lindros	Nov. 15	Ottawa 2 at FLYERS 7	P. Sidorkiewicz
	127	E. Lindros	Dec. 26	FLYERS 5 at Washington 5	J. Hrivnak (2), D. Beaupre (1)
	128	R. Brind'Amour	Dec. 29	FLYERS 10 at Los Angeles 2	K. Hrudey (1), R. Stauber (2)
	129	K. Dineen	Jan. 7	Washington 2 at FLYERS 8	J. Hrivnak (2), O. Kolzig (1)
	130	K. Dineen	Feb. 9	Ottawa 1 at FLYERS 8	P. Sidorkiewicz (1), D. Berthiaume (2)
	131	E. Lindros	Mar. 24	FLYERS 5 at NY Rangers 4	J. Vanbiesbrouck
	132	K. Dineen	Apr. 15	FLYERS 7 at Buffalo 4	G. Fuhr (1), D. Hasek (2)
1993-94 (5)	133	K. Dineen (d)	Oct. 31	FLYERS 9 at Chicago 6	E. Belfour
	134	K. Dineen	Nov. 24	Montreal 2 at FLYERS 9	A. Racicot (2), P. Roy (1)
	135	V. Butsayev	Dec. 2	FLYERS 6 at Vancouver 3	K. Whitmore
	136	E. Lindros	Jan. 19	St. Louis 3 at FLYERS 8	J. Hrivnak
	137	M. Renberg (c)	Feb. 15	FLYERS 6 at San Jose 4	A. Irbe
1994-95 (7)	138	J. Beranek	Feb. 2	NY Islanders 5 at FLYERS 4 (OT)	J. McLennan
	139	J. LeClair	Feb. 14	FLYERS 5 at Tampa Bay 2	D. Puppia
	140	E. Lindros	Feb. 23	FLYERS 6 at Quebec 6	S. Fiset
	141	J. LeClair	Feb. 25	FLYERS 7 at Montreal 0	P. Roy
	142	E. Lindros	Mar. 18	FLYERS 4 at Florida 3 (OT)	J. Vanbiesbrouck
	143	E. Lindros	Mar. 20	Montreal 4 at FLYERS 8	P. Roy
	144	J. LeClair (b)	May 21	NY Rangers 4 at FLYERS 5 (OT)	M. Richter
1995-96 (3)	145	E. Lindros	Feb. 3	FLYERS 7 at St. Louis 3	G. Fuhr (2), B. Racine (1)
	146	J. LeClair	Mar. 17	San Jose 2 at FLYERS 8	G. Sarjeant

ALL-TIME FLYERS HAT TRICKS [REGULAR SEASON] 1967-2014

YEAR	NO.	PLAYER	DATE	SCORE	GOALTENDERS
1996-97 (6)	147	J. LeClair (c)	Mar. 31	Pittsburgh 1 at FLYERS 4	T. Barrasso
	148	D. Hawerchuk	Nov. 21	Pittsburgh 3 at FLYERS 7	K. Wreggett
	149	J. LeClair (d)	Feb. 6	Montreal 5 at FLYERS 9	T. Vokoun (2), J. Theodore (2)
	150	J. LeClair	Feb. 26	FLYERS 8 at Ottawa 5	R. Tugnutt (2), M. Bales (1)
	151	T. Klatt	Mar. 1	FLYERS 5 at Boston 5	B. Ranford
	152	E. Lindros (d)	Mar. 19	FLYERS 6 at Toronto 3	F. Potvin
	153	E. Lindros (b)	May 20	FLYERS 6 at NY Rangers 3	M. Richter (2), ENG (1)
1997-98 (3)	154	J. LeClair	Oct. 11	FLYERS 6 at Montreal 2	A. Moog
	155	E. Lindros	Dec. 11	NY Islanders 3 at FLYERS 4	T. Salo
	156	A. Daigle	Mar. 14	Detroit 1 at FLYERS 6	C. Osgood
1998-99 (2)	157	J. LeClair (c)	Oct. 16	FLYERS 5 at Tampa Bay 2	D. Puppa
	158	J. LeClair (d)	Nov. 29	Vancouver 2 at FLYERS 6	G. Snow
1999-00 (2)	159	E. Lindros	Dec. 9	Toronto 2 at FLYERS 4	G. Healy
	160	A. Delmore (b)	May 7	Pittsburgh 3 at FLYERS 6	R. Tugnutt (2), P. Skudra (1)
2000-01 (2)	161	J. LeClair	Dec. 6	Tampa Bay 3 at FLYERS 6	D. Cloutier
	162	K. Primeau	Mar. 8	Calgary 2 at FLYERS 5	F. Brathwaite (2), ENG (1)
2001-02 (3)	163	M. Recchi	Oct. 20	Washington 3 at FLYERS 6	O. Kolzig (2), C. Billington (1)
	164	J. Dopita (d)	Jan. 8	Atlanta 4 at FLYERS 7	M. Hnilicka (2), D. Rhodes (2)
	165	S. Gagne	Mar. 2	FLYERS 5 at NY Rangers 6	M. Richter
2002-03 (2)	166	M. Recchi	Oct. 12	FLYERS 5 at Calgary 4	R. Turek
	167	J. LeClair (d)	Oct. 15	FLYERS 6 at Montreal 2	J. Theodore
2003-04 (1)	168	K. Primeau (b)	May 2	Toronto 2 at FLYERS 7	E. Belfour (2), T. Kidd (1)
	169	S. Gagne	Nov. 5	Atlanta 3 at FLYERS 4	M. Dunham
	170	M. Richards	Feb. 8	NY Islanders 2 at FLYERS 5	G. Snow (2), ENG (1)
2006-07 (0)					None
2007-08 (7)	171	D. Briere	Nov. 21	FLYERS 6 at Carolina 3	C. Ward
	172	J. Lupul	Dec. 11	Pittsburgh 2 at FLYERS 8	D. Sabourin (2), T. Conklin
	173	R.J. Umberger	Dec. 11	Pittsburgh 2 at FLYERS 8	D. Sabourin (2), T. Conklin
	174	J. Lupul	Dec. 15	Carolina 6 at FLYERS 5	J. Grahame
	175	S. Hartnell (c)	Jan. 10	FLYERS 6 at NY Rangers 2	H. Lundqvist
	176	S. Hartnell	Jan. 19	FLYERS 5 at NY Islanders 3	R. DiPietro
2008-09 (3)	177	M. Knuble (c)	Feb. 2	Anaheim 0 at FLYERS 3	J. Hiller
	178	S. Hartnell	Dec. 11	Carolina 5 at FLYERS 6	M. Leighton
	179	S. Hartnell	Dec. 20	Washington 1 at FLYERS 7	J. Theodore
	180	J. Carter	Apr. 3	Toronto 5 at FLYERS 8	M. Gerber
2009-10 (3)	181	M. Richards	Oct. 6	FLYERS 6 at Washington 5	S. Varlamov
	182	S. Gagne (c)	Dec. 30	NY Rangers 0 at FLYERS 6	C. Johnson
	183	D. Briere	Feb. 13	Montreal 2 at FLYERS 6	J. Halak (2), Carey Price (1)
2010-11(3)	184	J. Carter (c)	Nov. 11	FLYERS 8 at Carolina 1	C. Ward/J. Peters
	185	V. Leino	Mar. 12	Atlanta 4 at FLYERS 5	C. Mason
	186	J. van Riemsdyk	Mar. 26	FLYERS 4 at NY Islanders 1	R. DiPietro
2011-12 (2)	187	D. Briere (c)	Jan. 7	Ottawa 2 at FLYERS 3	C. Anderson
	188	S. Hartnell (c)	Jan. 22	Bruins 6 at FLYERS 5	T. Thomas
2012-13 (4)	190	M. Read	Jan. 26	FLYERS 7 at Florida 1	J. Theodore (1), S. Clemmensen (2)
	191	J. Voracek	Feb. 20	FLYERS 6 at Pittsburgh 5	T. Vokoun
	192	S. Hartnell	Apr. 15	FLYERS 7 at Montreal 3	C. Price (2)/P. Budaj (1)
	193	W. Simmonds	Apr. 20	FLYERS 5 at Carolina 3	J. Peters
2013-14 (1)	194	V. Lecavalier	Oct. 26	FLYERS 5 at NY Islanders 2	K. Poulin

NOTE: The Flyers' all-time "hat trick game" record is 168-11-9; 106-7-4 at home, 62-4-5 on the road. The Flyers have had two players with a hat trick on six occasions, all at home, and are 6-0 in those games.

(a) Game played in Quebec, (b) Playoffs, (c) Natural hat trick, (d) Four goals, (e) Five goals.

ALL-TIME HAT TRICKS VS FLYERS [REGULAR SEASON]

YEAR	NO.	PLAYER	DATE	SCORE	GOALTENDERS
1967-68 (2)	1	W. Connelly	Jan. 10	FLYERS 4 at Minnesota 6	Favell
	2	F. Smith (a)	Mar. 17	Toronto 4 at FLYERS 7	Parent
1968-69 (4)	3	R. Berenson (e)	Nov. 7	St. Louis 8 at FLYERS 0	Favell
	4	E. Joyal	Dec. 4	FLYERS 1 at Los Angeles 3	Parent
	5	Y. Cournoyer	Jan. 25	FLYERS 3 at Montreal 6	Parent
	6	J. Pappin	Jan. 30	Chicago 12 at FLYERS 0	Favell (1), Parent (2)
1969-70 (4)	7	R. Berenson	Nov. 1	FLYERS 0 at St. Louis 8	Parent (2), Favell (1)
	8	C. Koroll	Dec. 14	FLYERS 1 at Chicago 4	Favell
	9	A. Delvecchio	Jan. 3	Detroit 6 at FLYERS 1	Parent (1), Favell (2)
	10	R. Backstrom	Mar. 5	Montreal 5 at FLYERS 2	Parent
1970-71 (4)	11	P. Henderson	Dec. 26	FLYERS 1 at Toronto 9	Parent (2), Favell (1)
	12	M. Tardif	Dec. 27	Montreal 5 at FLYERS 2	Favell
	13	J. Bucyk	Jan. 3	Boston 4 at FLYERS 1	Favell
	14	J. Pappin (b)	Apr. 11	Chicago 6 at FLYERS 2	Gamble
1971-72 (5)	15	N. Ferguson	Oct. 13	FLYERS 5 at California 4	Gamble
	16	G. Unger	Oct. 30	FLYERS 4 at St. Louis 4	Gamble
	17	P. Esposito	Jan. 27	FLYERS 2 at Boston 4	Gamble (2), ENG (1)
	18	P. Esposito	Feb. 17	Boston 4 at FLYERS 1	Favell (2), ENG (1)
19	Y. Cournoyer	Mar. 5	Montreal 4 at FLYERS 0	Taylor	
1972-73 (1)	20	S. Vickers	Nov. 15	FLYERS 3 at NY Rangers 7	Belhumeur
1973-74 (1)	21	J. Lemaire	Oct. 25	Montreal 4 at FLYERS 0	Parent
1974-75 (0)				(None)	
1975-76 (3)	22	B. Nystrom	Dec. 30	FLYERS 2 at NY Islanders 6	Stephenson
	23	B. Clement	Jan. 27	FLYERS 4 at Atlanta 8	Taylor
1976-77 (4)	24	D. Sittler (b,d)	Apr. 22	FLYERS 5 at Toronto 8	Parent
	25	L. McDonald	Oct. 16	FLYERS 5 at Toronto 5	Parent
	26	B. Nystrom	Jan. 10	FLYERS 3 at NY Islanders 8	Parent
	27	E. Vail	Jan. 22	FLYERS 4 at Atlanta 4	Parent
1977-78 (2)	28	L. McDonald (b,c)	Apr. 17	FLYERS 6 at Toronto 5	Stephenson
	29	D. Sittler	Oct. 22	FLYERS 1 at Toronto 6	Stephenson (2), Parent (1)
	30	B. Schmautz	Dec. 23	FLYERS 1 at Boston 6	Stephenson
	31	J. Pronovost	Dec. 16	FLYERS 2 at Atlanta 7	Parent
1978-79 (6)	32	U. Nilsson	Jan. 21	FLYERS 5 at NY Rangers 5	Parent
	33	I. Boldirev	Mar. 15	Atlanta 4 at FLYERS 5	Stephenson
	34	S. Payne	Mar. 21	FLYERS 3 at Minnesota 7	Stephenson
	35	M. Fidler	Mar. 21	FLYERS 3 at Minnesota 7	Stephenson
1979-80 (1)	36	M. Bossy (c)	Apr. 7	FLYERS 2 at NY Islanders 9	Stephenson (3), Moore (1)
	37	R. Duguay (b)	Apr. 20	FLYERS 2 at NY Rangers 4	Peeters
1980-81 (7)	38	P. Gardner (c)	Dec. 13	FLYERS 6 at Pittsburgh 5	Myre
	39	S. Christoff	Jan. 22	Minnesota 4 at FLYERS 5	Peeters
	40	M. Tremblay	Jan. 24	FLYERS 3 at Montreal 6	Peeters
	41	W. Miller	Feb. 8	Hartford 6 at FLYERS 6	Myre
	42	W. Gretzky (c)	Mar. 7	Edmonton 5 at FLYERS 3	St. Croix
	43	D. Gare	Mar. 8	FLYERS 4 at Buffalo 8	Peeters
	44	M. Gartner	Mar. 24	Washington 5 at FLYERS 2	Peeters
	45	K. Acton	Oct. 27	FLYERS 2 at Montreal 11	Peeters
	46	S. Smyl	Oct. 31	Vancouver 8 at FLYERS 4	Peeters
	47	R. Duguay	Nov. 5	NY Rangers 6 at FLYERS 2	St. Croix
	48	P. Gardner	Nov. 7	FLYERS 2 at Pittsburgh 7	Lindbergh
	49	T. Tookey	Nov. 21	FLYERS 4 at Washington 10	St. Croix
	50	D. Maruk	Nov. 21	FLYERS 4 at Washington 10	St. Croix
	51	W. Gretzky (d)	Dec. 30	FLYERS 5 at Edmonton 7	Peeters (4), ENG (1)
1981-82 (14)	52	B. Trottier	Jan. 7	NY Islanders 5 at FLYERS 4	St. Croix
	53	D. Lever	Jan. 26	FLYERS 4 at Colorado 7	Peeters
	54	W. Gretzky	Jan. 31	FLYERS 4 at Edmonton 7	St. Croix
	55	B. Trottier (d)	Feb. 13	FLYERS 2 at NY Islanders 8	Peeters
	56	K. Nilsson (c)	Feb. 27	FLYERS 9 at Calgary 8	Peeters
	57	W. Lindstrom (d)	Mar. 2	Winnipeg 7 at FLYERS 6	Peeters
	58	R. Ruotsalainen	Mar. 17	FLYERS 2 at NY Rangers 5	Lindbergh

ALL-TIME HAT TRICKS VS FLYERS [REGULAR SEASON]

YEAR	NO.	PLAYER	DATE	SCORE	GOALTENDERS	
1982-83 (3)	59	B. Pederson	Dec. 5	FLYERS 4 at Boston 6	Lindbergh	
	60	B. Stoughton	Dec. 11	FLYERS 4 at Hartford 7	Lindbergh	
	61	M. Hallin	Mar. 19	FLYERS 2 at NY Islanders 9	Froese	
1983-84 (3)	62	R. Vaive	Oct. 23	Toronto 5 at FLYERS 8	Lindbergh	
	63	B. MacLellan (c)	Nov. 3	Los Angeles 6 at FLYERS 5	Lindbergh	
	64	B. Gustafsson (d)	Jan. 8	Washington 7 at FLYERS 1	Lindbergh	
1984-85 (1)	65	W. Gretzky (b)	May 25	FLYERS 3 at Edmonton 4	Lindbergh	
1985-86 (3)	66	P. Gagne	Oct. 10	New Jersey 6 at FLYERS 5	Lindbergh	
	67	W. Gretzky	Dec. 31	FLYERS 3 at Edmonton 4	Froese	
	68	P. Verbeek	Mar. 8	FLYERS 3 at New Jersey 7	Jensen (1), Froese (2)	
1986-87 (2)	69	S. Burr	Nov. 13	Detroit 5 at FLYERS 7	Hextall	
	70	M. Bossy	Nov. 29	FLYERS 6 at NY Islanders 5	Hextall	
	1987-88 (3)	71	P. Verbeek	Jan. 10	New Jersey 7 at FLYERS 5	Laforest
72		H. Loob (c)	Mar. 3	FLYERS 3 at Calgary 6	Hextall	
73		G. Anderson (c)	Mar. 4	FLYERS 4 at Edmonton 7	Laforest	
1988-89 (7)	74	M. Lemieux	Oct. 18	FLYERS 2 at Pittsburgh 4	Hextall	
	75	S. Yzerman	Nov. 4	FLYERS 4 at Detroit 3	Laforest	
	76	S. Yzerman	Nov. 12	Detroit 5 at FLYERS 4	Hextall	
	77	B. Nicholls	Nov. 22	Los Angeles 6 at FLYERS 1	Hextall	
	78	M. Ridley	Dec. 6	FLYERS 3 at Washington 4	Laforest	
	79	G. Leeman	Mar. 19	Toronto 6 at FLYERS 8	Wregget	
	80	M. Lemieux (b,d)	Apr. 25	FLYERS 7 at Pittsburgh 10	Hextall (4), ENG (1)	
	1989-90 (6)	81	S. Turgeon	Oct. 5	New Jersey 6 at FLYERS 2	Wregget
		82	A. Secord	Jan. 11	Chicago 5 at FLYERS 4	Wregget
		83	G. Courtnall	Jan. 28	FLYERS 2 at Washington 7	Wregget (2), Peeters (1)
84		T. Tanti	Jan. 30	FLYERS 6 at Pittsburgh 3	Wregget	
85		J. Cullen	Feb. 20	FLYERS 4 at Pittsburgh 6	Wregget (2), ENG (1)	
86		M. Messier (c)	Mar. 3	FLYERS 3 at Edmonton 5	Hextall	
1990-91 (2)	87	P. LaFontaine	Oct. 27	FLYERS 2 at NY Islanders 5	Hextall (2), Wregget (1)	
	88	M. Lemieux	Mar. 26	Pittsburgh 3 at FLYERS 5	Peeters	
1991-92 (2)	89	K. Stevens (c)	Nov. 29	Pittsburgh 9 at FLYERS 3	Wregget (3), Roussel (1)	
			90	D. Hunter	Mar. 20	FLYERS 7 at Washington 6
1992-93 (3)	91	V. Prokhorov	Oct. 31	FLYERS 4 at St. Louis 6	Roussel (2), Beauregard (1)	
	92	M. Lemieux (c)	Mar. 20	FLYERS 3 at Pittsburgh 9	Soderstrom (2), Roussel (1)	
	93	E. Olczyk	Mar. 24	FLYERS 5 at NY Rangers 4	Soderstrom	
1993-94 (2)	94	K. Tkachuk	Oct. 23	Winnipeg 9 at FLYERS 6	Soderstrom	
	95	T. Fleury	Mar. 31	Calgary 4 at FLYERS 1	Soderstrom (2), ENG (1)	
1994-95 (1)	96	C. Neely	Jan. 22	FLYERS 1 at Boston 4	Roussel	
1995-96 (2)	97	M. Lemieux	Jan. 27	FLYERS 4 at Pittsburgh 7	Snow (2), Hextall (1)	
	98	P. Forsberg	Feb. 11	Colorado 5 at FLYERS 3	Hextall	
	99	W. Gretzky (b)	May 18	NY Rangers 5 at FLYERS 4	Snow	
1997-98 (2)	100	Z. Palffy	Jan. 28	FLYERS 1 at NY Islanders 6	Snow	
	101	R. McKay	Mar. 24	FLYERS 2 at New Jersey 3	Hextall	
	1998-99 (3)	102	P. Bure	Jan. 26	Florida 3 at FLYERS 3	Vanbiesbrouck
103		P. Nedved	Feb. 28	FLYERS 5 at NY Rangers 6	Vanbiesbrouck	
104		A. Yashin	Mar. 4	Ottawa 5 at FLYERS 0	Pelletier	
1999-00 (2)	105	P. Bondra	Oct. 12	FLYERS 4 at Washington 5	Vanbiesbrouck	
	106	B. Savage	Oct. 14	Montreal 5 at FLYERS 4	Boucher	
2000-01 (3)	107	A. Kovalev	Nov. 8	FLYERS 2 at Pittsburgh 5	Boucher	
	108	S. Konowalchuk	Nov. 18	Washington 3 at FLYERS 5	Boucher	
	109	A. Kovalev	Feb. 7	FLYERS 4 at Pittsburgh 9	Cechmanek (2), Boucher (1)	
2001-02 (3)	110	O. Petrov	Jan. 14	FLYERS 5 at Montreal 3	Boucher	
	111	P. Kariya	Feb. 6	FLYERS 4 at Anaheim 5	Boucher	
	112	E. Lindros	Mar. 2	FLYERS 5 at NY Rangers 6	Cechmanek (1), Boucher (2)	
2002-03 (2)	113	D. Heatley	Jan. 13	Atlanta 7 at FLYERS 4	Esche (2), Cechmanek (1)	
			114	A. Mogilny (b)	Apr. 9	Toronto 5 at FLYERS 3

ALL-TIME HAT TRICKS VS FLYERS [REGULAR SEASON]

YEAR	NO.	PLAYER	DATE	SCORE	GOALTENDERS
2003-04 (1)	115	F. Modin	Jan. 3	FLYERS 1 at Tampa Bay 6	Esche
2005-06 (9)	116	E. Staal	Oct. 28	FLYERS 6 at Carolina 8	Niittymaki
	117	V. Prospal	Nov. 14	FLYERS 2 at Tampa Bay 5	Esche (2), ENG (1)
	118	J. Blake	Nov. 26	NY Islanders 4 at FLYERS 2	Niittymaki (2), ENG (1)
	119	J. Bulis	Jan. 25	Montreal 5 at FLYERS 3	Esche
	120	F. Modin	Jan. 28	Tampa Bay 6 at FLYERS 0	Niittymaki
	121	M. Ryder	Feb. 5	FLYERS 0 at Montreal 5	Niittymaki
	122	J. Jagr	Mar. 22	FLYERS 6 at NY Rangers 3	Esche
	123	J-P Dumont (b)	Apr. 24	FLYERS 2 at Buffalo 8	Esche (2), Niittymaki (1)
	124	J. Pominville (b)	Apr. 24	FLYERS 2 at Buffalo 8	Esche (1), Niittymaki (2)
2006-07 (3)	125	S. Crosby	Oct. 28	Pittsburgh 8 at FLYERS 2	Niittymaki (2), Esche (1)
	126	M. Straka	Jan. 4	FLYERS 2 at NY Rangers 3	Esche
	127	J. Blake	Feb. 27	FLYERS 5 at NY Islanders 6	Niittymaki
2007-08 (0)				(None)	
2008-09 (0)				(None)	
2009-10 (2)	128	D. Heatley	Nov. 20	FLYERS at San Jose	R. Emery
	129	A. Kovalev	Jan. 3	FLYERS at Ottawa	B. Boucher
2010-11 (2)	130	S. Stamkos	Nov. 18	Tampa Bay at FLYERS	B. Boucher/S. Bobrovsky
	131	P. Elias	Apr. 1	FLYERS at New Jersey	B. Boucher
2011-12 (1)	132	R. Callahan	Feb. 11	NY Rangers 5 at FLYERS 2	S. Bobrovsky
2012-13 (0)				(None)	
2013-14 (3)	133	J. Ward	Nov. 1	Washington 7 at FLYERS 0	Mason
	134	T. Seguin	Dec. 7	FLYERS 1 at Dallas 5	Mason
	135	J. Pavelski	Feb. 27	San Jose 7 at FLYERS 3	Mason/Emery

ALL-TIME FLYERS SHUTOUTS [REGULAR SEASON]

YEAR	NO.	DATE	OPPONENT	SCORE	FLYERS GOALIE	YEAR	NO.	DATE	OPPONENT	SCORE	FLYERS GOALIE
1967-68 (8)	1	Oct. 19	PITTSBURGH	1-0	Favell		35	Dec. 16	NY ISLANDERS	4-0	Parent
	2	Dec. 8	Los Angeles	3-0	Favell		36	Jan. 13	ATLANTA	1-0	Parent
	3	Dec. 16	St. Louis	1-0	Parent		37	Jan. 19	LOS ANGELES	2-0	Parent
	4	Dec. 21	MINNESOTA	6-0	Parent		38	Jan. 25	California	5-0	Parent
	5	Dec. 30	Los Angeles	2-0	Favell		39	Mar. 3	MONTREAL	6-0	Parent
	6	Mar. 10	MINNESOTA	2-0	Parent		40	Apr. 4	NY ISLANDERS	4-0	Parent
	7	Mar. 14	LOS ANGELES	0-0	Parent	1974-75 (13)	41	Nov. 2	Montreal	3-0	Parent
	8	Mar. 28	ST. LOUIS	2-0	Favell		42	Nov. 7	MINNESOTA	2-0	Parent
1968-69 (2)	9	Oct. 17	PITTSBURGH	3-0	Parent		43	Nov. 10	CALIFORNIA	3-0	Parent
	10	Nov. 9	Pittsburgh	3-0	Favell		44	Dec. 1	KANSAS CITY	10-0	Parent
1969-70 (4)	11	Oct. 26	ST. LOUIS	0-0	Parent		45	Dec. 12	MINNESOTA	6-0	Parent
	12	Dec. 21	PITTSBURGH	4-0	Parent		46	Dec. 22	PITTSBURGH	4-0	Parent
	13	Jan. 24	Minnesota	6-0	Favell		47	Jan. 1	Vancouver	2-0	Parent
	14	Jan. 25	ST. LOUIS	2-0	Parent		48	Jan. 16	WASHINGTON	4-0	Parent
1970-71 (4)	15	Oct. 17	Pittsburgh	0-0	Parent		49	Feb. 1	BUFFALO	6-0	Parent
	16	Dec. 4	California	4-0	Parent		50	Mar. 1	KANSAS CITY	3-0	Stephenson
	17	Jan. 14	TORONTO	3-0	Favell		51	Mar. 13	PITTSBURGH	6-0	Parent
	18	Feb. 17	Los Angeles	4-0	Favell		52	Mar. 16	LOS ANGELES	3-0	Parent
1971-72 (7)	19	Oct. 16	Los Angeles	1-0	Favell		53	Mar. 22	MINNESOTA	4-0	Parent
	20	Nov. 18	LOS ANGELES	2-0	Gamble	1975-76 (1)	54	Nov. 2	KANSAS CITY	10-0	Stephenson
	21	Dec. 5	CALIFORNIA	3-0	Favell	1976-77 (8)	55	Oct. 10	LOS ANGELES	1-0	Parent
	22	Dec. 16	BUFFALO	5-0	Favell		56	Oct. 28	PITTSBURGH	3-0	Parent
	23	Jan. 30	PITTSBURGH	4-0	Gamble		57	Nov. 16	DETROIT	2-0	Parent
	24	Mar. 2	MINNESOTA	3-0	Favell		58	Dec. 18	St. Louis	2-0	Parent
	25	Mar. 25	CALIFORNIA	3-0	Favell		59	Dec. 30	Los Angeles	2-0	Stephenson
1972-73 (3)	26	Feb. 25	California	7-0	Favell		60	Jan. 27	St. Louis	2-0	Stephenson
	27	Mar. 4	TORONTO	10-0	Favell		61	Feb. 3	CHICAGO	6-0	Parent
	28	Mar. 22	VANCOUVER	9-0	Favell		62	Mar. 13	PITTSBURGH	4-0	Stephenson
1973-74 (12)	29	Oct. 11	TORONTO	2-0	Parent	1977-78 (10)	63	Oct. 16	ST. LOUIS	7-0	Stephenson
	30	Oct. 13	NY Islanders	6-0	Parent		64	Oct. 20	PITTSBURGH	11-0	Parent
	31	Oct. 27	Pittsburgh	6-0	Parent		65	Nov. 13	DETROIT	3-0	Stephenson
	32	Nov. 1	CHICAGO	1-0	Parent		66	Nov. 20	ATLANTA	4-0	Parent
	33	Nov. 4	PITTSBURGH	7-0	Parent		67	Nov. 27	LOS ANGELES	2-0	Stephenson
	34	Nov. 24	St. Louis	1-0	Parent		68	Nov. 29	Vancouver	3-0	Parent

ALL-TIME FLYERS SHUTOUTS [REGULAR SEASON]

FLYERS					FLYERS						
YEAR	NO.	DATE	OPPONENT	SCORE	GOALIE	YEAR	NO.	DATE	OPPONENT	SCORE	GOALIE
	69	Dec. 21	Cleveland	4-0	Parent	1995-96 (5)	126	Oct. 14	NY Islanders	3-0	Roussel
	70	Feb. 2	COLORADO	3-0	Parent		127	Dec. 14	TAMPA BAY	4-0	Hextall
	71	Feb. 6	ST. LOUIS	2-0	Parent		128	Mar. 16	WINNIPEG	3-0	Hextall
	72	Apr. 6	NY RANGERS	3-0	Parent		129	Mar. 23	Toronto	4-0	Hextall
1978-79 (8)	73	Oct. 26	TORONTO	5-0	Parent		130	Mar. 25	HARTFORD	3-0	Hextall
	74	Nov. 12	Vancouver	4-0	Parent	1996-97 (7)	131	Oct. 22	ANAHEIM	3-0	Hextall
	75	Nov. 30	ST. LOUIS	3-0	Stephenson		132	Dec. 14	Hartford	4-0	Snow
	76	Dec. 10	NY Rangers	4-0	Parent		133	Dec. 15	BOSTON	6-0	Hextall
	77	Jan. 7	LOS ANGELES	3-0	Parent		134	Dec. 19	NY ISLANDERS	5-0	Snow
	78	Mar. 6	COLORADO	5-0	Moore		135	Dec. 21	ST. LOUIS	4-0	Hextall
	79	Mar. 14	Chicago	4-0	Stephenson		136	Mar. 9	WASHINGTON	5-0	Hextall
	80	Mar. 29	VANCOUVER	5-0	Moore		137	Mar. 23	COLORADO	2-0	Hextall
1979-80 (1)	81	Feb. 2	Pittsburgh	4-0	Peeters	1997-98 (6)	138	Nov. 11	OTTAWA	1-0	Hextall
1980-81 (4)	82	Oct. 28	CALGARY	8-0	Peeters		139	Dec. 14	TAMPA BAY	3-0	Hextall
	83	Dec. 18	COLORADO	2-0	St. Croix		140	Dec. 20	FLORIDA	2-0	Snow
	84	Jan. 21	Pittsburgh	5-0	Peeters		141	Dec. 31	Vancouver	8-0	Hextall
	85	Mar. 30	NY Rangers	0-0	St. Croix		142	Jan. 20	BUFFALO	3-0	Hextall
1981-82 (0)					None		143	Apr. 2	LOS ANGELES	3-0	Burke
1982-83 (7)	86	Nov. 27	Los Angeles	4-0	Lindbergh	1998-99 (7)	144	Oct. 9	NY Rangers	1-0	Vanbiesbrouck
	87	Dec. 4	Pittsburgh	0-0	Lindbergh		145	Dec. 12	Toronto	3-0	Vanbiesbrouck
	88	Jan. 16	NY Rangers	4-0	Froese		146	Jan. 7	NY ISLANDERS	5-0	Vanbiesbrouck
	89	Jan. 22	NY Islanders	1-0	Froese		147	Jan. 9	CAROLINA	2-0	Hextall/ Vanbiesbrouck
	90	Feb. 5	Los Angeles	2-0	Lindbergh		148	Jan. 11	NASHVILLE	8-0	Vanbiesbrouck
	91	Feb. 20	NEW JERSEY	3-0	Froese		149	Jan. 13	Washington	3-0	Vanbiesbrouck
	92	Feb. 27	NY ISLANDERS	2-0	Froese		150	Jan. 18	Ottawa	5-0	Vanbiesbrouck
1983-84 (3)	93	Dec. 22	NEW JERSEY	5-0	Lindbergh		151	Oct. 20	NY RANGERS	5-0	Vanbiesbrouck
	94	Jan. 19	NEW JERSEY	2-0	Froese	1999-00 (7)	152	Oct. 22	NY Rangers	2-0	Vanbiesbrouck
	95	Feb. 5	TORONTO	7-0	Froese		153	Oct. 24	FLORIDA	2-0	Vanbiesbrouck
1984-85 (3)	96	Nov. 9	ST. LOUIS	6-0	Lindbergh		154	Dec. 18	TAMPA BAY	4-0	Boucher
	97	Mar. 30	NY RANGERS	3-0	Froese		155	Mar. 4	Boston	3-0	Boucher
	98	Apr. 4	NY ISLANDERS	3-0	Lindbergh		156	Mar. 21	Nashville	2-0	Boucher
1985-86 (8)	99	Oct. 24	HARTFORD	3-0	Lindbergh		157	Apr. 8	BOSTON	3-0	Boucher
	100	Nov. 21	HARTFORD	3-0	Froese	2000-01 (11)	158	Oct. 26	NY RANGERS	3-0	Boucher
	101	Dec. 7	NY RANGERS	4-0	Froese		159	Nov. 4	BUFFALO	3-0	Cechmanek
	102	Jan. 9	WASHINGTON	4-0	Jensen		160	Nov. 9	EDMONTON	2-0	Cechmanek
	103	Jan. 12	CALGARY	3-0	Froese		161	Jan. 12	Tampa Bay	3-0	Cechmanek
	104	Jan. 25	St. Louis	1-0	Jensen		162	Jan. 22	LOS ANGELES	3-0	Cechmanek
	105	Feb. 12	Buffalo	4-0	Froese		163	Feb. 1	NY ISLANDERS	2-0	Cechmanek
	106	Mar. 13	WASHINGTON	2-0	Froese		164	Feb. 19	CAROLINA	4-0	Cechmanek
1986-87 (1)	107	Jan. 6	NEW JERSEY	4-0	Hextall		165	Feb. 24	TAMPA BAY	0-0	Cechmanek
1987-88 (1)	108	Mar. 26	WINNIPEG	6-0	Laforest		166	Mar. 1	BUFFALO	2-0	Cechmanek
1988-89 (0)					None		167	Mar. 15	MINNESOTA	3-0	Cechmanek
1989-90 (1)	109	Feb. 15	TORONTO	3-0	Peeters		168	Mar. 31	DETROIT	1-0	Cechmanek
1990-91 (1)	110	Nov. 11	VANCOUVER	2-0	Peeters	2001-02 (7)	169	Oct. 30	Washington	3-0	Boucher
1991-92 (4)	111	Dec. 21	Minnesota	3-0	Hextall		170	Oct. 31	PITTSBURGH	3-0	Boucher
	112	Feb. 8	Quebec	3-0	Hextall		171	Nov. 15	WASHINGTON	5-0	Boucher/ Cechmanek
	113	Feb. 27	Calgary	3-0	Roussel		172	Dec. 1	TAMPA BAY	2-0	Cechmanek
	114	Mar. 1	San Jose	1-0	Hextall		173	Jan. 19	Toronto	3-0	Cechmanek
1992-93 (6)	115	Jan. 10	EDMONTON	4-0	Soderstrom		174	Feb. 9	St. Louis	5-0	Cechmanek
	116	Feb. 11	MONTREAL	0-0	Soderstrom		175	Feb. 27	New Jersey	1-0	Cechmanek
	117	Mar. 5	Washington	3-0	Soderstrom	2002-03 (8)	176	Dec. 14	BUFFALO	2-0	Esche
	118	Apr. 4	TORONTO	4-0	Soderstrom		177	Jan. 3	Anaheim	1-0	Esche
	119	Apr. 10	Toronto	4-0	Soderstrom		178	Jan. 9	NY Islanders	4-0	Cechmanek
	120	Apr. 12	NY RANGERS	1-0	Roussel		179	Feb. 20	LOS ANGELES	5-0	Cechmanek
1993-94 (3)	121	Oct. 15	Washington	3-0	Roussel		180	Feb. 25	Chicago	2-0	Cechmanek
	122	Nov. 26	TAMPA BAY	3-0	Soderstrom		181	Mar. 4	VANCOUVER	3-0	Cechmanek
	123	Dec. 27	Buffalo	2-0	Soderstrom		182	Mar. 29	PITTSBURGH	3-0	Cechmanek
1994-95 (2)	124	Feb. 25	Montreal	7-0	Hextall						
	125	May 2	NY Islanders	2-0	Roussel						

ALL-TIME FLYERS SHUTOUTS [REGULAR SEASON]

YEAR	NO.	DATE	OPPONENT	SCORE	FLYERS		YEAR	NO.	DATE	OPPONENT	SCORE	FLYERS		
					GOALIE	GOALIE						GOALIE	GOALIE	
2003-04(7)	183	Apr. 1	COLUMBUS	4-0	Cechmanek		2010-11(0)						None	
	184	Oct. 9	BUFFALO	2-0	Hackett		2011-12(5)	209	Oct. 8	NEW JERSEY	3-0	Bryzgalov		
	185	Oct. 16	San Jose	0-0	Hackett		210	Mar. 4	WASHINGTON	1-0	Bryzgalov			
	186	Oct. 27	MONTREAL	5-0	Esche		211	Mar. 8	Florida	5-0	Bryzgalov			
	187	Nov. 15	ATLANTA	4-0	Hackett		212	Mar. 10	TORONTO	1-0	Bryzgalov			
	188	Jan. 17	Toronto	4-0	Esche		213	Mar. 13	New Jersey	3-0	Bryzgalov			
	189	Mar. 20	NYRANGERS	3-0	Esche		2012-13(1)	214	Feb. 18	N.Y. Islanders	7-0	Bryzgalov		
	190	Apr. 1	Montreal	2-0	Burke		2011-12(6)	209	Oct. 8	NEW JERSEY	3-0	Bryzgalov		
	2005-06(3)	191	Dec. 6	CALGARY	1-0	Niittymaki(SOL)		210	Feb. 7	N.Y. ISLANDERS	0-1	Bryzgalov(SOL)		
		192	Jan. 2	Boston	1-0	Niittymaki		211	Mar. 4	WASHINGTON	1-0	Bryzgalov		
193		Mar. 15	Florida	4-0	Esche		212	Mar. 8	Florida	5-0	Bryzgalov			
2006-07(1)	194	Oct. 30	CHICAGO	3-0	Esche		213	Mar. 10	TORONTO	1-0	Bryzgalov(SOW)			
2007-08(6)	195	Oct. 16	ATLANTA	4-0	Biron		214	Mar. 13	New Jersey	3-0	Bryzgalov			
	196	Oct. 18	NEW JERSEY	4-0	Biron		2012-13(1)	215	Feb. 18	N.Y. ISLANDERS	7-0	Bryzgalov		
	197	Dec. 30	Florida	1-0	Niittymaki		2013-14(6)	216	Nov. 2	New Jersey	1-0	Emery		
	198	Feb. 2	ANAHEIM	3-0	Biron		217	Nov. 12	Ottawa	5-0	Mason			
	199	Apr. 4	NEW JERSEY	3-0	Biron		218	Jan. 28	Detroit	5-0	Mason			
	200	Apr. 6	PITTSBURGH	2-0	Biron		219	Feb. 1	Los Angeles	2-0	Mason			
2008-09(3)	201	Oct. 28	Atlanta	7-0	Niittymaki		220	Mar. 15	Pittsburgh	4-0	Mason			
	202	Nov. 21	Buffalo	3-0	Biron		221	Apr. 1	St. Louis	0-1	Emery(SOL)			
	203	Feb. 25	LOS ANGELES	2-0	Biron									
2009-10(5)	204	Oct. 2	CAROLINA	2-0	Emery									
	205	Dec. 30	N.Y. RANGERS	6-0	Leighton									
	206	Jan. 21	N.Y. Rangers	2-0	Emery									
	207	Feb. 1	CALGARY	3-0	Emery									
	208	Apr. 6	TORONTO	2-0	Boucher									

NOTES: Since the advent of the shootout in 2005-06, the Flyers have had four games reach the shootout with a 0-0 score. They are 2-2 in those games. They are noted above by SOW and SOL designations.

*For Flyers shutouts in the Playoffs, see Flyers Playoff Section

ALL-TIME SHUTOUTS VS FLYERS 1967-2014

YEAR	NO.	DATE	OPPONENT	SCORE	FLYERS		YEAR	NO.	DATE	OPPONENT	SCORE	FLYERS		
					GOALIE	GOALIE						GOALIE	GOALIE	
1967-68(9)	1	Nov. 15	Pittsburgh	5-0	H. Bassen		30	Dec. 12	BOSTON	1-0	G. Cheevers			
	2	Dec. 10	CHICAGO	3-0	D. DeJordy		31	Dec. 18	California	1-0	G. Smith			
	3	Jan. 25	MINNESOTA	3-0	C. Maniago		1971-72(7)	32	Oct. 21	LOS ANGELES	7-0	G. Edwards		
	4	Jan. 28	LOS ANGELES	2-0	T. Sawchuk		33	Nov. 3	Chicago	3-0	G. Smith			
	5	Feb. 14	Oakland	4-0	G. Smith/ C.Hodge		34	Nov. 7	MINNESOTA	3-0	G. Worsley			
	6	Mar. 2	NY Rangers	4-0	E. Giacomin		35	Dec. 9	NYRANGERS	5-0	G. Villemure			
	7	Mar. 14	LOS ANGELES	0-0	T. Sawchuk		36	Dec. 19	TORONTO	4-0	J. Plante			
	8	Mar. 27	St. Louis	3-0	G. Hall		37	Jan. 11	Detroit	5-0	A. Smith			
	9	Mar. 30	PITTSBURGH	2-0	L. Binkley		38	Mar. 5	MONTREAL	4-0	K. Dryden			
	1968-69(10)	10	Nov. 7	ST. LOUIS	8-0	J. Plante		1972-73(3)	39	Oct. 14	Detroit	5-0	R. Edwards	
12		Nov. 21	MONTREAL	3-0	G. Worsley		40	Jan. 7	Buffalo	2-0	D. Dryden			
13		Nov. 30	St. Louis	1-0	G. Hall		41	Mar. 1	LOS ANGELES	2-0	R. Vachon			
14		Dec. 6	Oakland	4-0	G. Smith		1973-74(2)	42	Oct. 20	Los Angeles	3-0	R. Vachon		
15		Dec. 12	TORONTO	1-0	J. Bower		43	Oct. 25	MONTREAL	4-0	W. Thomas			
16		Dec. 14	Montreal	1-0	T. Esposito		1974-75(2)	44	Jan. 11	Montreal	6-0	M. Larocque		
17		Jan. 16	MONTREAL	4-0	R. Vachon		45	Feb. 8	Minnesota	5-0	P. LoPreste			
18		Jan. 30	CHICAGO	12-0	D. DeJordy		1975-76(3)	46	Oct. 23	NY Islanders	3-0	G. Resch		
19		Feb. 4	DETROIT	2-0	R. Edwards		47	Jan. 18	Chicago	2-0	T. Esposito			
20		Feb. 15	CHICAGO	3-0	D. Dryden		48	Apr. 4	NY Rangers	2-0	J. Davidson			
1969-70(8)	21	Oct. 11	Minnesota	4-0	C. Maniago		1976-77(3)	49	Oct. 7	NY ISLANDERS	3-0	G. Resch		
	22	Oct. 26	ST. LOUIS	0-0	J. Plante		50	Nov. 13	Pittsburgh	1-0	D. Wilson			
	23	Nov. 1	St. Louis	8-0	J. Plante		51	Feb. 24	Buffalo	2-0	D. Edwards			
	24	Dec. 20	St. Louis	3-0	J. Plante		1977-78(2)	52	Dec. 18	MONTREAL	2-0	K. Dryden		
	25	Jan. 31	CHICAGO	5-0	T. Esposito		53	Feb. 23	Buffalo	4-0	D. Edwards			
	26	Mar. 21	Montreal	2-0	R. Vachon		1978-79(4)	54	Oct. 21	Toronto	2-0	M. Palmateer		
1970-71(3)	27	Apr. 2	ST. LOUIS	1-0	E. Wakely		55	Nov. 1	Atlanta	3-0	D. Bouchard			
	28	Apr. 4	MINNESOTA	1-0	G. Worsley		56	Nov. 28	Montreal	3-0	K. Dryden			
	29	Oct. 17	Pittsburgh	0-0	L. Binkley		57	Jan. 16	Atlanta	5-0	D. Bouchard			
						1979-80(1)	58	Mar. 20	TORONTO	3-0	M. Palmateer			

ALL-TIME SHUTOUTS VS FLYERS 1967-2014

YEAR	NO.	DATE	OPPONENT	SCORE	FLYERS GOALIE	YEAR	NO.	DATE	OPPONENT	SCORE	FLYERS GOALIE
1980-81 (5)	59	Nov. 16	Boston	1-0	R. Vachon	2001-02 (3)	123	Dec. 6	NY ISLANDERS	2-0	G. Snow
	60	Dec. 21	WASHINGTON	6-0	M. Palmateer		124	Feb. 12	NY ISLANDERS	1-0	G. Snow (OT)
	61	Feb. 5	BUFFALO	4-0	D. Edwards		125	Apr. 10	New Jersey	1-0	M. Brodeur
	62	Mar. 30	NY Rangers	0-0	S. Baker	2002-03 (9)	126	Nov. 7	NEW JERSEY	1-0	M. Brodeur
	63	Apr. 5	NY RANGERS	2-0	S. Baker		127	Nov. 23	Toronto	6-0	E. Belfour
1981-82 (2)	64	Nov. 14	Toronto	4-0	V. Tremblay		128	Nov. 29	TORONTO	3-0	E. Belfour
	65	Feb. 21	BOSTON	1-0	M. Baron		129	Dec. 2	NEW JERSEY	1-0M.	Brodeur(OT)
1982-83 (1)	66	Dec. 4	Pittsburgh	0-0	D. Herron		130	Dec. 28	Phoenix	4-0	S. Burke
1983-84 (1)	67	Jan. 27	Vancouver	4-0	R. Brodeur		131	Jan. 25	Boston	1-0.	Hj. Ghattett(OT)
1984-85 (1)	68	Dec. 26	Washington	6-0	P. Riggan		132	Jan. 28	TAMPA BAY	3-0	J. Grahame
1985-86 (1)	69	Mar. 27	BUFFALO	1-0	J. Cloutier		133	Feb. 10	MINNESOTA	1-0	M. Fernandez
1986-87 (2)	70	Dec. 6	Boston	5-0	B. Ranford		134	Feb. 12	Minnesota	2-0	D. Roloson
	71	Feb. 16	CALGARY	5-0	R. Lemelin	2003-04 (4)	135	Oct. 16	San Jose	0-0	E. Nabokov
1987-88 (7)	72	Oct. 15	NY ISLANDERS	6-0	K. Hrudehy		136	Oct. 21	Los Angeles	4-0R.	Cechmanek
	73	Oct. 27	New Jersey	4-0	A. Chevrier		137	Dec. 13	NEW JERSEY	2-0	M. Brodeur
	74	Nov. 14	TORONTO	6-0	K. Wregget		138	Jan. 10	EDMONTON	3-0	T. Salo
	75	Dec. 30	Edmonton	6-0	G. Fuhr	2005-06 (4)	139	Jan. 9	New Jersey	3-0	M. Brodeur
	76	Jan. 31	Washington	1-0P.	Peeters (OT)		140	Jan. 28	TAMPA BAY	6-0	S. Burke
	77	Mar. 19	Pittsburgh	7-0	S. Guenette		141	Feb. 5	Montreal	5-0	C. Huet
	78	Mar. 22	BOSTON	3-0	A. Moog		142	Mar. 12	Pittsburgh	2-0	M-A Fleury
1988-89 (1)	79	Jan. 26	WASHINGTON	1-0	C. Malarchuk	2006-07 (5)	143	Oct. 5	Pittsburgh	4-0	M-A Fleury
1989-90 (1)	80	Nov. 18	WINNIPEG	1-0D.	Berthiaume		144	Dec. 8	New Jersey	2-0	M. Brodeur
1990-91 (6)	81	Dec. 8	Minnesota	7-0	B. Hayward		145	Feb. 7	NY Islanders	2-0	R. DiPietro
	82	Dec. 22	Hartford	1-0	D. Reaugh		146	Mar. 12	Phoenix	4-0	M. Tellqvist
	83	Feb. 2	HARTFORD	2-0P.	Sidorkiewicz		147	Mar. 21	NY Rangers	5-0	H. Lundqvist
	84	Mar. 12	Los Angeles	6-0	K. Hrudehy	2007-08 (5)	148	Nov. 5	NY Rangers	2-0	H. Lundqvist
	85	Mar. 16	Washington	6-0	D. Beaupre		149	Jan. 4	New Jersey	3-0	M. Brodeur
	86	Mar. 28	WASHINGTON	3-0	D. Beaupre		150	Jan. 31	NY RANGERS	4-0	S. Valiquette
1991-92 (3)	87	Oct. 19	MONTREAL	1-0	R. Melanson		151	Feb. 9	NY RANGERS	2-0	S. Valiquette
	88	Oct. 25	Winnipeg	2-0	B. Essensa		152	Feb. 16	Montreal	1-0	C. Price
	89	Jan. 23	WINNIPEG	1-0S.	Beauregard	2008-09 (3)	153	Dec. 27	Columbus	3-0	S. Mason
1992-93 (3)	90	Oct. 17	New Jersey	2-0	C. Terrieri		154	Jan. 31	St. Louis	4-0	C. Mason
	91	Dec. 23	PITTSBURGH	4-0	T. Barrasso		155	Mar. 1	New Jersey	3-0	M. Brodeur
	92	Feb. 11	MONTREAL	0-0	A. Racicot	2009-10 (6)	156	Nov. 28	ATLANTA	2-0	Hedberg
1993-94 (5)	93	Dec. 4	Calgary	6-0	M. Vernon		157	Dec. 3	Vancouver	3-0	R. Luongo
	94	Jan. 6	Dallas	8-0	D. Wakaluk		158	Dec. 10	Ottawa	2-0	Elliott
	95	Feb. 5	Boston	4-0	J. Casey		159	Jan. 14	TORONTO	4-0	Toskala
	96	Feb. 13	PITTSBURGH	3-0	T. Barrasso		160	Feb. 3	EDMONTON	1-0	Deslauriers
	97	Feb. 25	NY Islanders	2-0	R. Hextall		161	Mar. 23	OTTAWA	2-0	Elliott
1994-95 (3)	98	Feb. 6	Ottawa	3-0	D. Beaupre	2010-11 (7)	162	Nov. 16	MONTREAL	3-0	C. Price
	99	Feb. 9	FLORIDA	3-0J.	Vanbiesbrouck		163	Dec. 1	Boston	3-0	T. Thomas
	100	Apr. 30	NY Rangers	2-0	G. Healy		164	Dec. 20	Florida	5-0	T. Vokoun
1995-96 (2)	101	Jan. 13	NY Rangers	4-0	G. Healy		165	Feb. 1	TAMPA BAY	4-0	D. Roloson
	102	Mar. 3	Washington	3-0	J. Carey		166	Feb. 13	Los Angeles	1-0	J. Quick
1996-97 (2)	103	Oct. 13	CALGARY	1-0	T. Kidd		167	Mar. 6	N.Y. RANGERS	7-0	H. Lundqvist
	104	Nov. 26	Boston	2-0	B. Ranford		168	Mar. 31	Atlanta	1-0	C. Mason
1997-98 (5)	105	Oct. 27	NEW JERSEY	5-0	M. Brodeur	2011-12 (5)	169	Nov. 26	NY RANGERS	2-0	H. Lundqvist
	106	Nov. 20	SAN JOSE	3-0	M. Vernon		170	Dec. 17	Boston	6-0	T. Thomas
	107	Dec. 3	BOSTON	3-0	B. Dafeo		171	Feb. 7	NY Islanders	1-0	E. Nabokov
	108	Jan. 24	Detroit	1-0	C. Osgood		172	Feb. 23	EDMONTON	2-0	D. Dubnyk
	109	Feb. 4	Dallas	1-0	R. Turek		173	Feb. 28	SAN JOSE	1-0	A. Niemi
1998-99 (4)	110	Dec. 4	Buffalo	3-0	D. Hasek	2012-13 (1)	214	Feb. 18	N.Y. ISLANDERS	7-0	Brygalov
	111	Mar. 4	OTTAWA	5-0	D. Rhodes	2012-13 (4)	174	Jan. 22	NEW JERSEY	3-0	M. Brodeur
	112	Mar. 13	Pittsburgh	4-0	P. Skudra		175	Mar. 9	BOSTON	3-0	T. Rask
	113	Apr. 3	Boston	3-0	B. Dafeo		176	Apr. 13	BUFFALO	1-0	J. Enroth
1999-00 (6)	114	Oct. 2	OTTAWA	3-0	P. Lalime		177	Apr. 18	New Jersey	3-0	M. Brodeur
	115	Oct. 7	CAROLINA	2-0	A. Irbe	2013-14 (5)	178	Nov. 1	Washington	7-0	B. Holby
	116	Jan. 14	Atlanta	1-0	N. Maracle		179	Nov. 7	New Jersey	3-0	M. Brodeur
	117	Jan. 30	Washington	2-0	O. Kolzig		180	Dec. 2	Minnesota	2-0	J. Harding
	118	Mar. 1	Dallas	2-0	E. Belfour		181	Apr. 1	St. Louis	1-0R.	Miller (SOW)
	119	Apr. 2	Carolina	1-0	A. Irbe		182	Apr. 3	Columbus	2-0	S. Bobrovsky
2000-01 (3)	120	Nov. 24	PITTSBURGH	1-0	G. Snow						
	121	Nov. 30	Carolina	2-0	A. Irbe						
	122	Feb. 24	TAMPA BAY	0-0	K. Weekes						

For Flyers shutouts against in the Playoffs, see Flyers Playoff Section

ALL-TIME FLYERS REGULAR SEASON OVERTIME DECISIONS 1967-2014

GOAL SCORER	DATE	SCORE	OPPONENT	TIME	RECORD
Bobby Clarke	Nov. 20, 1983	6-5	vs. Pittsburgh	2:43	1-0
Ilkka Sinisalo	Jan. 5, 1984	7-6	vs. Winnipeg	2:32	2-0
Tim Kerr	Feb. 19, 1984	3-2	@ NY Rangers	1:33	3-0
Phil Housley	Feb. 21, 1984	4-5	vs. Buffalo	4:09	3-1
Paul MacLean	Dec. 11, 1984	4-5	@ Winnipeg	3:58	3-2
Dave Poulin	Mar. 5, 1985	5-4	@ NY Islanders	2:18	4-2
Murray Craven	Nov. 17, 1985	5-4	vs. NY Islanders	3:52	5-2
Murray Craven	Dec. 22, 1985	3-2	vs. Pittsburgh	2:12	6-2
Jari Kurri	Mar. 2, 1986	1-2	@ Edmonton	1:29	6-3
Doug Crossman	Mar. 15, 1986	6-5	@ Toronto	2:43	7-3
Ilkka Sinisalo	Apr. 5, 1986	4-3	@ Pittsburgh	1:49	8-3
Dave Poulin	Mar. 26, 1987	3-2	vs. Quebec	3:22	9-3
Larry Murphy	Apr. 4, 1987	2-3	@ Washington	3:19	9-4
Kelly Miller	Jan. 31, 1988	0-1	@ Washington	3:27	9-5
Dave Brown	Feb. 15, 1988	5-4	vs. Hartford	3:35	10-5
Dirk Graham	Mar. 13, 1988	4-5	@ Chicago	1:00	10-6
Denis Savard	Mar. 17, 1988	3-4	vs. Chicago	0:37	10-7
Ron Sutter	Oct. 9, 1988	4-3	vs. Buffalo	2:44	11-7
Jim Peplinski	Oct. 23, 1988	4-5	vs. Calgary	4:23	11-8
Joe Nieuwendyk	Nov. 10, 1988	2-3	vs. Calgary	1:29	11-9
Bob Sweeney	Nov. 24, 1988	1-2	@ Boston	0:08	11-10
Brett Hull	Mar. 16, 1989	3-4	vs. St. Louis	3:21	11-11
Mario Lemieux	Apr. 2, 1989	5-6	vs. Pittsburgh	3:38	11-12
Doug Smail	Nov. 18, 1989	0-1	vs. Winnipeg	1:32	11-13
Ron Sutter	Dec. 7, 1989	4-3	vs. Buffalo	0:24	12-13
Kirk Muller	Dec. 22, 1989	4-5	vs. New Jersey	1:18	12-14
Gino Cavallini	Jan. 4, 1990	4-5	@ St. Louis	2:44	12-15
Brian Leetch	Jan. 14, 1990	3-4	@ NY Rangers	1:16	12-16
Dan Quinn	Jan. 18, 1990	2-3	vs. Vancouver	3:39	12-17
Mike Bullard	Feb. 3, 1990	7-6	vs. Minnesota	4:51	13-17
Murray Baron	Mar. 13, 1991	5-4	@ Vancouver	3:09	14-17
Donald Audette	Nov. 8, 1991	3-4	@ Buffalo	1:29	14-18
Brad Jones	Dec. 22, 1991	4-3	vs. Washington	1:10	15-18
Viacheslav Fetisov	Feb. 18, 1992	3-4	@ New Jersey	1:42	15-19
Tony Amonte	Feb. 23, 1992	1-2	@ NY Rangers	4:21	15-20
Rod Brind'Amour	Mar. 12, 1992	5-4	vs. Calgary	1:54	16-20
Andrew Cassels	Apr. 15, 1992	3-4	vs. Hartford	1:38	16-21
Kevin Dineen	Nov. 14, 1992	4-3	@ Montreal	0:48	17-21
Claude Boivin	Dec. 3, 1992	3-2	vs. Quebec	2:03	18-21
Jaromir Jagr	Dec. 17, 1992	4-5	vs. Pittsburgh	2:50	18-22
Ric Nattress	Jan. 24, 1993	5-4	vs. Hartford	2:37	19-22
Bob Sweeney	Jan. 26, 1993	3-4	vs. Buffalo	2:23	19-23
Dimitry Yushkevich	Apr. 16, 1993	5-4	@ Hartford	1:25	20-23
Pierre Turgeon	Nov. 21, 1993	4-5	vs. NY Islanders	0:24	20-24
Kevin Dineen	Nov. 27, 1993	4-3	@ Tampa Bay	0:34	21-24
Guy Carbonneau	Jan. 30, 1994	4-5	@ Montreal	2:29	21-25
Sergei Makarov	Feb. 3, 1994	2-3	vs. San Jose	3:13	21-26
Eric Lindros	Feb. 10, 1994	4-3	vs. Florida	0:50	22-26
Rod Brind'Amour	Feb. 24, 1994	5-4	vs. NY Islanders	1:25	23-26
Neal Broten	Mar. 8, 1994	3-4	vs. Dallas	2:43	23-27
Garry Valk	Mar. 27, 1994	2-3	vs. Anaheim	0:24	23-28
Ray Ferraro	Feb. 2, 1995	4-5	vs. NY Islanders	1:43	23-29
Eric Lindros	Mar. 18, 1995	4-3	@ Florida	2:13	24-29
Rod Brind'Amour	Apr. 16, 1995	4-3	vs. Pittsburgh	1:30	25-29
John LeClair	Apr. 22, 1995	4-3	@ New Jersey	0:54	26-29
Chris Therien	Nov. 19, 1995	3-2	vs. Vancouver	0:32	27-29
Kevin Haller	Nov. 29, 1995	2-1	@ Florida	4:30	28-29
Bill Guerin	Dec. 19, 1995	4-5	@ New Jersey	2:13	28-30
Steve Konowalchuk	Jan. 28, 1996	2-3	@ Washington	4:20	28-31
Eric Desjardins	Feb. 1, 1996	3-2	vs. Montreal	4:30	29-31
Bill Guerin	Mar. 10, 1996	2-3	vs. New Jersey	3:45	29-32
Bob Corkum	Mar. 29, 1996	6-5	@ Buffalo	3:50	30-32
Rod Brind'Amour	Oct. 10, 1996	5-4	vs. Los Angeles	0:33	31-32
Eric Lindros	Feb. 22, 1997	4-3	@ Florida	4:03	32-32

ALL-TIME FLYERS REGULAR SEASON OVERTIME DECISIONS 1967-2014

GOAL SCORER	DATE	SCORE	OPPONENT	TIME	RECORD
Fredrik Olausson	Mar. 8, 1997	2-3	@ Pittsburgh	0:19	32-33
Mike Peca	Mar. 11, 1997	2-3	@ Buffalo	0:42	32-34
Eric Lindros	Mar. 13, 1997	5-4	vs. Edmonton	4:16	33-34
Eric Lindros	Oct. 13, 1997	3-2	@ San Jose	1:49	34-34
Michal Pivonka	Jan. 31, 1998	2-3	vs. Washington	2:23	34-35
Alexandre Daigle	Mar. 8, 1998	4-3	vs. Pittsburgh	4:03	35-35
Shjon Podein	Mar. 22, 1998	5-4	vs. NY Rangers	4:39	36-35
Keith Jones	Nov. 22, 1998	2-1	@ Florida	0:26	37-35
Dave Andreychuk	Dec. 10, 1998	4-5	vs. New Jersey	1:18	37-36
Valeri Zelepukin	Dec. 29, 1998	4-3	@ Calgary	1:57	38-36
Wendel Clark	Mar. 28, 1999	2-3	@ Detroit	2:26	38-37
Bobby Holik	Apr. 16, 1999	2-3	@ New Jersey	3:27	38-38
Brian Savage	Oct. 14, 1999	4-5	vs. Montreal	3:22	38-39
Valeri Zelepukin	Oct. 28, 1999	5-4	vs. Colorado	4:51	39-39
Mark Recchi	Nov. 26, 1999	3-2	vs. Toronto	4:08	40-39
Adam Burt	Dec. 29, 1999	3-2	@ Vancouver	2:34	41-39
John LeClair	Feb. 12, 2000	3-2	vs. Buffalo	2:26	42-39
Luke Richardson	Feb. 24, 2000	4-3	vs. Pittsburgh	4:51	43-39
Mariusz Czerkawski	Mar. 5, 2000	3-4	vs. NY Islanders	0:59	43-40
Eric Desjardins	Mar. 8, 2000	3-2	@ Tampa Bay	3:49	44-40
Jozef Stumpel	Mar. 23, 2000	2-3	vs. Los Angeles	1:20	44-41
Mark Recchi	Nov. 15, 2000	2-1	@ Toronto	3:26	45-41
Dan McGillis	Nov. 17, 2000	3-2	@ Atlanta	1:01	46-41
Dan McGillis	Dec. 23, 2000	2-1	vs. Carolina	3:50	47-41
Keith Primeau	Jan. 8, 2001	2-1	@ St. Louis	1:59	48-41
Theoren Fleury	Jan. 16, 2001	3-4	@ NY Rangers	2:46	48-42
Roman Hamrlik	Feb. 22, 2001	3-4	@ NY Islanders	4:42	48-43
Brian Savage	Apr. 5, 2001	2-3	@ Montreal	3:49	48-44
John LeClair	Apr. 7, 2001	4-3	vs. Pittsburgh	4:39	49-44
John LeClair	Nov. 10, 2001	3-2	@ Florida	4:17	50-44
Jozef Stumpel	Nov. 29, 2001	2-3	vs. Boston	3:22	50-45
Mark Recchi	Dec. 22, 2001	4-3	vs. Carolina	0:27	51-45
Denis Arhipov	Jan. 24, 2002	2-3	vs. Nashville	1:16	51-46
Marty Murray	Jan. 29, 2002	3-2	vs. Pittsburgh	1:47	52-46
Michael Peca	Feb. 12, 2002	0-1	vs. NY Islanders	4:51	52-47
John LeClair	Nov. 5, 2002	2-1	@ Carolina	1:56	53-47
Justin Williams	Nov. 30, 2002	2-1	@ Montreal	4:53	54-47
Brian Gionta	Dec. 2, 2002	0-1	vs. New Jersey	2:51	54-48
Michal Handzus	Dec. 5, 2002	3-2	vs. NY Rangers	4:23	55-48
Eric Desjardins	Dec. 27, 2002	2-1	@ Colorado	1:38	56-48
Brian Rolston	Jan. 25, 2003	0-1	@ Boston	0:31	56-49
Michal Handzus	Feb. 13, 2003	4-3	@ St. Louis	2:02	57-49
Jeremy Roenick	Mar. 1, 2003	3-2	@ Boston	1:00	58-49
Peter Forsberg	Mar. 8, 2003	1-2	vs. Colorado	0:26	58-50
Peter Bondra	Mar. 10, 2003	1-2	@ Washington	0:21	58-51
Rob Niedermayer	Oct. 22, 2003	3-4	@ Anaheim	1:10	58-52
Marcus Ragnarsson	Nov. 8, 2003	2-1	@ NY Rangers	1:01	59-52
Simon Gagne	Nov. 13, 2003	4-3	vs. Vancouver	1:47	60-52
Dean McAmmond	Dec. 16, 2003	2-3	vs. Calgary	3:33	60-53
Martin St. Louis	Dec. 18, 2003	4-5	vs. Tampa Bay	2:03	60-54
Milan Hejduk	Dec. 27, 2003	2-3	@ Colorado	1:42	60-55
Valeri Bure	Jan. 8, 2004	3-4	vs. Florida	2:56	60-56
Glen Murray	Feb. 28, 2004	2-3	@ Boston	1:21	60-57
Mike Rathje	Oct. 14, 2005	6-5	vs. Pittsburgh	3:17	61-57
Mike Ribeiro	Oct. 25, 2005	2-3	@ Montreal	2:28	61-58
Joni Pitkanen	Oct. 27, 2005	5-4	vs. Florida	1:13	62-58
Joni Pitkanen	Nov. 8, 2005	4-3	vs. Boston	1:55	63-58
Sidney Crosby	Nov. 16, 2005	2-3	vs. Pittsburgh	4:13	63-59
Greg de Vries	Nov. 18, 2005	5-6	vs. Atlanta	3:05	63-60
Sami Kapanen	Dec. 28, 2005	4-3	@ Atlanta	0:13	64-60
Sami Kapanen	Dec. 29, 2005	4-3	@ Carolina	1:27	65-60
Simon Gagne	Jan. 5, 2006	4-3	@ NY Rangers	0:07	66-60
Alex Tanguay	Jan. 14, 2006	3-4	vs. Colorado	4:14	66-61
Joni Pitkanen	Jan. 30, 2006	3-2	@ NY Rangers	1:28	67-61
Jaromir Jagr	Feb. 4, 2006	3-4	vs. NY Rangers	1:24	67-62

ALL-TIME FLYERS REGULAR SEASON OVERTIME DECISIONS 1967-2014

GOAL SCORER	DATE	SCORE	OPPONENT	TIME	RECORD
Daniel Briere	Nov. 11, 2006	4-5	@ Buffalo	0:21	67-63
Wade Redden	Nov. 22, 2006	2-3	vs. Ottawa	4:39	67-64
Brad Lukowich	Feb. 1, 2007	5-6	vs. New Jersey	4:10	67-65
Simon Gagne	Feb. 10, 2007	4-3	vs. St. Louis	0:27	68-65
Glen Wesley	Feb. 22, 2007	2-3	@ Carolina	0:16	68-66
Trent Hunter	Feb. 27, 2007	5-6	@ NY Islanders	4:29	68-67
Scottie Upshall	Mar. 1, 2007	4-3	@ Boston	4:50	69-67
Simon Gagne	Mar. 6, 2007	5-4	vs. New Jersey	1:47	70-67
Bryan McCabe	Apr. 3, 2007	2-3	@ Toronto	2:18	70-68
Simon Gagne	Oct. 20, 2007	3-2	vs. Carolina	0:48	71-68
Nicklas Backstrom	Nov. 23, 2007	3-4	vs. Washington	1:55	71-69
Aaron Ward	Jan. 12, 2008	3-4	vs. Boston	0:43	71-70
Scott Hartnell	Jan. 29, 2008	3-2	vs. Los Angeles	4:31	72-70
Olli Jokinen	Feb. 23, 2008	1-2	vs. Florida	3:44	72-71
Pavel Kubina	Mar. 11, 2008	3-4	@ Toronto	4:04	72-72
Aaron Ward	Mar. 15, 2008	2-3	@ Boston	2:17	72-73
Michael Richards	Mar. 25, 2008	2-1	@ NY Rangers	2:16	73-73
Pascal Dupuis	Oct. 14, 2008	2-3	@ Pittsburgh	4:49	73-74
Dan Boyle	Oct. 18, 2008	4-5	@ San Jose	1:25	73-75
Jeff Carter	Oct. 25, 2008	3-2	vs. New Jersey	3:44	74-75
Jeff Carter	Oct. 30, 2008	3-2	vs. NY Islanders	4:37	75-75
Michael Richards	Nov. 22, 2008	4-3	vs. Phoenix	1:35	76-75
Sergei Samsonov	Nov. 28, 2008	2-3	vs. Carolina	3:53	76-76
Michael Richards	Dec. 2, 2008	4-3	vs. Tampa Bay	2:05	77-76
Patrik Elias	Dec. 4, 2008	2-3	vs. New Jersey	2:46	77-77
Jeff Carter	Dec. 6, 2008	2-1	@ Carolina	3:34	78-77
Randy Jones	Feb. 7, 2009	4-3	@ Boston	3:00	79-77
Mathieu Schneider	Feb. 27, 2009	3-4	vs. Montreal	3:21	79-78
Danny Briere	Oct. 6, 2009	6-5	Washington	3:52	80-78
Marco Sturm	Jan. 1, 2010	1-2	Boston	1:57	80-79
Simon Gagne	Feb. 10, 2010	3-2	New Jersey	3:27	81-79
Tim Connolly	Mar. 5, 2010	2-3	Buffalo	2:31	81-80
Kyle Brodziak	Mar. 25, 2010	3-4	Minnesota	2:33	81-81
Carlo Colaiacovo	Oct. 9, 2010	1-2	St. Louis	1:47	81-82
Mike Green	Nov. 7, 2010	2-3	Washington	0:29	81-83
Michael Richards	Dec. 11, 2010	2-1	Boston	4:57	82-83
Andrej Meszaros	Jan. 18, 2011	3-2	Washington	1:07	83-83
Shane Doan	Feb. 22, 2011	2-3	Phoenix	2:41	83-84
Andrej Meszaros	Feb. 24, 2011	4-3	N.Y. Islanders	4:42	84-84
Ron Hainsey	Mar. 12, 2011	4-5	Atlanta	1:17	84-85
Thomas Vanek	Apr. 8, 2011	3-4	Buffalo	1:16	84-86
Jack Johnson	Oct. 15, 2011	2-3	Los Angeles	1:39	84-87
Brett Connolly	Nov. 9, 2011	1-2	Tampa Bay	2:30	84-88
Danny Briere	Nov. 23, 2011	4-3	NY Islanders	2:34	85-88
Claude Giroux	Dec. 2, 2011	4-3	Anaheim	3:29	86-88
Claude Giroux	Dec. 7, 2011	5-4	Buffalo	2:37	87-88
Danny Briere	Jan. 7, 2012	3-2	Ottawa	4:54	88-88
Jaromir Jagr	Feb. 21, 2012	5-4	Winnipeg	4:16	89-88
Scott Hartnell	Mar. 18, 2012	3-2	Pittsburgh	4:59*	90-88
Danny Briere	Feb. 9, 2013	4-3	Carolina	1:47	91-88
Tyler Kennedy	Mar. 24, 2013	1-2	PITTSBURGH	2:33	91-89
Ruslan Fedotenko	Mar. 31, 2013	5-4	Washington	1:34	92-89
Manny Malhotra	Nov. 5, 2013	2-1	CAROLINA	2:40	92-90
Brayden Schenn	Jan. 7, 2014	3-2	New Jersey	1:50	93-90
Vincent Lecavalier	March 2, 2014	5-4	Washington	2:45	94-90
Joffrey Lupul	March 8, 2014	4-3	Toronto	2:21	94-91
Claude Giroux	March 18, 2014	3-2	Chicago	4:55	95-91
Mark Streit	April 12, 2014	4-3	Pittsburgh	2:10	96-91

*Goal scored with 0:00.9 remaining; is the franchise record for latest overtime goal.

FLYERS YEAR-BY-YEAR SHOOTOUT RESULTS 1967-2014

2013-14 SHOOTOUT RESULTS (11 GAMES, 3-8 RECORD)

DATE	OPPONENT	RESULT	FINAL	SO	FLY	OPP	DECIDING GOAL	GOALTENDERS
Nov. 15	@ WPG	L	2-3	1-2	1/5	2/5	Bryan Little	Pavelec/Mason
Nov. 30	@ NSH	W	3-2	1-0	1/2	0/3	Vincent Lecavalier	Mazanec/Mason
Dec. 9	@ OTT	L	4-5	0-1	0/3	1/3	Jason Spezza	Anderson/Mason
Dec. 15	@ WSH	L	4-5	1-2	1/3	2/3	Nicklas Backstrom	Grubauer/Mason
Dec. 28	@ EDM	W	4-3	2-1	2/3	1/3	Michael Raffl	Bryzgalov/Mason
Dec. 30	@ VAN	W	4-3	1-0	1/2	0/3	Vincent Lecavalier	Lack/Mason
Jan. 16	vs. NSH	L	3-4	2-3	2/7	3/7	Roman Josi	Hutton/Mason
Jan. 20	@ NYI	L	3-4	2-3	2/4	3/4	Kyle Okposo	Nilsson/Emery
Mar. 30	vs. BOS	L	3-4	1-2	1/5	2/5	Reilly Smith	Rask/Mason
Apr. 1	@ STL	L	0-1	0-2	0/2	2/3	T.J. Oshie	Miller/Emery
Apr. 13	vs. CAR	L	5-6	0-1	0/3	1/2	Eric Staal	Khudobin/Heeter
Team Totals	Goals	Att.	Pct.					
FLYERS	11	39	28.2%					
Opponent	17	41	41.5%					

2012-13 SHOOTOUT RESULTS (3 GAMES, 1-2 RECORD)

DATE	OPPONENT	RESULT	FINAL	SO	FLY	OPP	DECIDING GOAL	GOALTENDERS
Feb. 7	vs. FLA	L	2-3	0-2	0/2	2/2	Jonathan Huberdeau	Theodore/Bryzgalov
Mar. 15	vs. NJD	W	2-1	2-1	2/3	1/3	Claude Giroux	Hedberg/Bryzgalov
Mar. 28	vs. NYI	L	3-4	1-2	1/4	2/4	Josh Bailey	Nabokov/Bryzgalov
Team Totals	Goals	Att.	Pct.					
FLYERS	3	9	33.3%					
Opponent	5	9	55.6%					

2011-12 SHOOTOUT RESULTS (11 GAMES, 4-7 RECORD)

DATE	OPPONENT	RESULT	FINAL	SO	FLY	OPP	DECIDING GOAL	GOALTENDERS
Nov. 3	vs. NJD	L	3-4	1-2	1/3	2/3	Patrik Elias	Hedberg/Bobrovsky
Dec. 19	@ COL	L	2-3	2-3	2/3	3/3	Ryan O'Reilly	Giguere/Bryzgalov
Jan. 22	vs. BOS	L	5-6	1-2	1/3	2/2	Tyler Seguin	Thomas/Bryzgalov
Jan. 24	@ FLA	W	3-2	1-0	1/3	0/3	Claude Giroux	Clemmensen/Bobrovsky
Jan. 31	vs. WPG	L	1-2	0-1	0/3	1/3	Bryan Little	Pavelec/Bryzgalov
Feb. 7	vs. NYI	L	0-1	0-2	0/2	2/2	Frans Nielsen	Nabokov/Bryzgalov
Feb. 25	@ CGY	W	5-4	2-1	2/5	1/5	Matt Read	Kiprusoff/Bryzgalov
Mar. 10	@ TOR	W	1-0	1-0	1/2	0/3	Claude Giroux	Gustavsson/Bryzgalov
Mar. 17	@ BOS	L	2-3	2-3	2/3	3/3	Patrice Bergeron	Thomas/Bryzgalov
Mar. 22	vs. WSH	W	2-1	2-1	2/4	1/4	Wayne Simmonds	Holtby/Bryzgalov
Mar. 31	vs. OTT	L	3-4	1-2	1/3	2/2	Jason Spezza	Anderson/Bobrovsky
Team Totals	Goals	Att.	Pct.					
FLYERS	13	34	38.2%					
Opponent	17	33	51.5%					

2010-11 SHOOTOUT RESULTS (10 GAMES, 3-7 RECORD)

DATE	OPPONENT	RESULT	FINAL	SO	FLY	OPP	DECIDING GOAL	GOALTENDERS
Nov. 20	@ WSH	W	5-4	1-0	1/2	0/3	Danny Briere	Neuvirth/Boucher
Nov. 26	vs. CGY	L	2-3	1-2	1/3	2/3	Rene Bourque	Kiprusoff/Bobrovsky
Nov. 27	@ NJD	L	1-2	1-2	1/4	2/4	Travis Zajac	Hedberg/Boucher
Dec. 8	vs. SJS	L	4-5	0-2	0/2	2/2	Logan Couture	Niittymaki/Bobrovsky
Feb. 15	@ TBL	W	4-3	2-1	2/7	1/7	Kimmo Timonen	Roloson/Boucher
Mar. 17	@ ATL	L	3-4	0-2	0/2	2/3	Rob Schremp	Pavelec/Boucher
Mar. 19	@ DAL	W	3-2	2-1	2/6	1/6	Ville Leino	Lehtonen/Bobrovsky
Mar. 22	vs. WSH	L	4-5	2-3	2/3	3/3	Alexander Semin	Neuvirth/Boucher
Mar. 24	vs. PIT	L	1-2	1-2	1/4	2/4	Chris Kunitz	Fleury/Bobrovsky
Apr. 3	vs. NYR	L	2-3	0-2	0/2	2/2	Erik Christensen	Lundqvist/Bobrovsky

FLYERS YEAR-BY-YEAR SHOOTOUT RESULTS 1967-2014

Team Totals	Goals	Att.	Pct.
FLYERS	10	35	28.6%
Opponent	17	37	45.9%

2009-10 SHOOTOUT RESULTS (7 GAMES, 4-3 RECORD)

DATE	OPPONENT	RESULT	FINAL	SO	FLY	OPP	DECIDING GOAL	GOALTENDERS
Oct. 10	vs. ANA	L	2-3	0-1	0/3	1/2	Teemu Selanne	Hiller/Emery
Oct. 22	vs. BOS	W	4-3	1-0	1/3	0/3	Claude Giroux	Rask/Emery
Nov. 7	vs. STL	W	2-1	2-1	2/4	1/4	Mika Pyoral	Mason/Emery
Dec. 17	vs. PIT	L	2-3	0-2	0/2	2/2	Kris Letang	Flury/Boucher
Dec. 26	@ CAR	W	4-3	2-0	2/2	0/2	Danny Briere	Ward/Leighton
Mar. 16	@ NSH	L	3-4	0-1	0/3	1/2	Martin Erat	Rinne/Boucher
Apr. 11	vs. NYR	W	2-1	2-1	2/3	1/3	Claude Giroux	Lundqvist/Boucher

Team Totals	Goals	Att.	Pct.
FLYERS	7	20	35.0%
Opponent	6	18	33.3%

2008-09 SHOOTOUT RESULTS (10 GAMES, 4-6 RECORD)

DATE	OPPONENT	RESULT	FINAL	SO	FLY	OPP	DECIDING GOAL	GOALTENDERS
Oct. 22	vs. SJS	L	6-7	0-2	0/2	2/2	Joe Pavelski	Nabokov/Biron
Nov. 13	@ PIT	L	4-5	0-1	0/6	1/6	Alex Goligoski	Sabourin/Biron
Dec. 11	vs. CAR	W	6-5	2-0	2/2	0/2	Simon Gagne	Leighton/Biron
Dec. 21	@ NJD	L	2-3	1-2	1/5	2/5	Travis Zajac	Clemmensen/Niittymaki
Jan. 2	@ ANA	W	5-4	1-0	1/2	0/3	Michael Richards	Giguere/Biron
Jan. 3	@ LAK	L	1-2	0-2	0/2	2/3	Patrick O'Sullivan	Quick/Niittymaki
Jan. 6	@ WSH	L	1-2	0-1	0/3	1/3	Viktor Kozlov	Theodore/Biron
Jan. 16	@ FLA	W	3-2	1-0	1/2	0/3	Simon Gagne	Vokoun/Niittymaki
Mar. 28	@ NYI	W	4-3	2-1	2/2	1/3	Michael Richards	Danis/Biron
Apr. 4	@ OTT	L	3-4	1-2	1/5	2/5	Mike Fisher	Auld/Niittymaki

Team Totals	Goals	Att.	Pct.
FLYERS	8	31	25.8%
Opponent	11	35	31.4%

2007-08 SHOOTOUT RESULTS (9 GAMES, 3-6 RECORD)

DATE	OPPONENT	RESULT	FINAL	SO	FLY	OPP	DECIDING GOAL	GOALTENDERS
Nov. 15	vs. NYR	L	3-4	0-1	0/3	1/2	Brendan Shanahan	Lundqvist/Biron
Dec. 15	vs. CAR	L	5-6	2-3	2/3	3/3	Rod Brind'Amour	Grahame/Biron
Dec. 22	vs. BUF	L	5-6	0-1	0/3	1/2	Ales Kotalik	Miller/Biron
Feb. 19	@ OTT	L	2-3	1-2	1/3	2/3	Jason Spezza	Emery/Biron
Feb. 25	@ BUF	W	4-3	2-1	2/3	1/3	Danny Briere	Miller/Biron
Mar. 2	@ NYR	L	4-5	0-2	0/2	2/2	Brendan Shanahan	Valiquette/Biron
Mar. 21	vs. NYR	W	4-3	2-0	2/2	0/2	Michael Richards	Valiquette/Biron
Mar. 28	@ NJD	L	4-5	2-3	2/3	3/3	Jamie Langenbrunner	Brodeur/Biron
Mar. 29	@ NYI	W	4-3	1-0	1/3	0/3	Danny Briere	Dubielewicz/Niittymaki

Team Totals	Goals	Att.	Pct.
FLYERS	10	25	40.0%
Opponent	13	23	56.5%

2006-07 SHOOTOUT RESULTS (7 GAMES, 1-6 RECORD)

DATE	OPPONENT	RESULT	FINAL	SO	FLY	OPP	DECIDING GOAL	GOALTENDERS
Oct. 7	vs. NYR	L	4-5	0-1	0/13	1/13	Marcel Hossa	Lundqvist/Niittymaki
Oct. 26	vs. ATL	W	3-2	2-1	2/3	1/3	Peter Forsberg	Lehtonen/Niittymaki
Dec. 2	vs. NJD	L	3-4	0-2	0/2	2/2	Zach Parise	Brodeur/Niittymaki
Jan. 20	@ NJD	L	3-4	0-1	0/3	1/2	Brian Gionta	Brodeur/Niittymaki
Jan. 30	vs. TBL	L	3-4	0-2	0/2	2/2	Vincent Lecavalier	Holmqvist/Esche
Feb. 8	vs. PIT	L	4-5	0-1	0/3	1/3	Sidney Crosby	Flury/Niittymaki
Mar. 4	@ PIT	L	3-4	0-2	0/2	2/3	Erik Christensen	Flury/Biron

Team Totals	Goals	Att.	Pct.
FLYERS	2	28	7.1%
Opponent	10	28	35.7%

FLYERS YEAR-BY-YEAR SHOOTOUT RESULTS 1967-2014

FLYERS ALL-TIME SHOOTOUT GOALTENDING

GOALTENDER	GAMES	WON	LOST	GA	SA	SAVE %
Martin Biron	14	4	10	20	40	0.500
Robert Esche	4	1	3	6	10	0.400
Antero Niittymaki	17	6	11	22	66	0.667
Brian Boucher	8	3	5	12	27	0.556
*Ray Emery	3	1	1	2	9	0.778
Michael Leighton	2	2	0	0	4	1.000
Ilya Bryzgalov	11	4	7	18	34	0.471
Sergei Bobrovsky	8	2	6	13	25	0.480
Team Totals	67	23	43	93	215	0.567

* = Still active on Flyers Roster

FLYERS ALL-TIME SHOOTOUT SCORING

PLAYER	GOALS	SHOTS	SHOOTING %	GDD
*Jason Akeson	0	1	0.0%	0
Danny Briere	12	33	36.4%	4
Kyle Calder	0	1	0.0%	2/25/08, 3/29/08, 12/26/09, 11/20/10
Jeff Carter	3	19	15.8%	
*Sean Couturier	1	6	16.7%	0
Peter Forsberg	4	12	33.3%	1
Simon Gagne	5	19	26.3%	3
*Claude Giroux	17	40	42.5%	5
Michal Handzous	2	4	50.0%	1
Scott Hartnell	0	1	0.0%	12/26/2005
Jaromir Jagr	0	1	0.0%	
Sami Kapanen	0	1	0.0%	
Mike Knuble	0	3	0.0%	
*Vincent Lecavalier	2	8	25.0%	2
Ville Leino	2	4	50.0%	1
Joffrey Lupul	1	3	33.3%	11/30/2013 12/30/13
Freddy Meyer	0	1	0.0%	3/19/2011
Petr Nedved	1	5	20.0%	1
Joni Pitkanen	0	1	0.0%	3/6/2006
Mika Pyoral	1	1	100.0%	1
*Michael Raffl	1	3	33.3%	1
*Matt Read	6	15	40.0%	1
Michael Richards	11	37	29.7%	4
Randy Robitaille	0	1	0.0%	12/6/05, 3/21/08, 1/2/09, 3/28/09
Stefan Ruzicka	0	1	0.0%	
Geoff Sanderson	0	1	0.0%	
*Brayden Schenn	1	4	25.0%	
Jon Sim	0	1	0.0%	
*Wayne Simmonds	1	8	12.5%	1
*Kimmo Timonen	2	8	25.0%	1
*R.J. Umberger	0	1	0.0%	3/22/2012
Scottie Upshall	0	2	0.0%	2/15/2011
James van Riemsdyk	1	2	50.0%	
Kris Versteeg	0	2	0.0%	
*Jakub Voracek	0	2	0.0%	
Nikolay Zherdev	1	2	50.0%	
Team Totals	75	254	29.5%	27

* = Still active on Flyers Roster

FLYERS ALL-TIME SHOOTOUT RESULTS VS. NHL TEAMS

ANAHEIM (1-0)

YEAR	DATE	H/R	RESULT	FINAL	SO	FLY	OPP	DECIDING GOAL	GOALTENDERS
2008-09	Jan. 2	@ANA	W	5-4	1-0	1/2	0/3	Michael Richards	Giguere/Biron
2009-10	Oct. 10	vs. ANA	L	2-3	0-1	0/3	1/2	Teemu Selanne	Hiller/Emery

BOSTON (1-3)

YEAR	DATE	H/R	RESULT	FINAL	SO	FLY	OPP	DECIDING GOAL	GOALTENDERS
2009-10	Oct. 22	vs. BOS	W	4-3	1-0	1/3	0/3	Claude Giroux	Rask/Emery
2011-12	Jan. 22	vs. BOS	L	6-5	2-1	1/3	2/2	Tyler Seguin	Thomas/Bryzgalov
2011-12	Mar. 17	@BOS	L	3-2	3-2	2/3	3/3	Patrice Bergeron	Thomas/Bryzgalov
2009-10	Oct. 10	vs. ANA	L	2-3	0-1	0/3	1/2	Teemu Selanne	Hiller/Emery

BUFFALO (1-2)

YEAR	DATE	H/R	RESULT	FINAL	SO	FLY	OPP	DECIDING GOAL	GOALTENDERS
2005-06	Dec. 19	vs. BUF	L	1-2	1-2	1/4	2/4	Maxim Afinogenov	Miller/Niittymaki
2007-08	Dec. 22	vs. BUF	L	5-6	0-1	0/3	1/2	Ales Kotalik	Miller/Biron
2007-08	Feb. 25	@BUF	W	4-3	2-1	2/3	1/3	Danny Briere	Miller/Biron

CALGARY (2-1)

YEAR	DATE	H/R	RESULT	FINAL	SO	FLY	OPP	DECIDING GOAL	GOALTENDERS
2005-06	Dec. 6	vs. CGY	W	1-0	1-0	1/2	0/3	Michael Richards	Kiprusoff/Niittymaki
2010-11	Nov. 26	vs. CGY	L	2-3	0-1	1/3	2/3	Rene Bourque	Kiprusoff/Bobrovsky
2011-12	Feb. 25	@CGY	W	5-4	2-1	2/5	1/5	Matt Read	Kiprusoff/Bryzgalov

CAROLINA (3-3)

YEAR	DATE	H/R	RESULT	FINAL	SO	FLY	OPP	DECIDING GOAL	GOALTENDERS
2005-06	Jan. 17	vs. CAR	L	3-4	2-3	2/4	3/4	Rod Brind'Amour	Gerber/Niittymaki
2005-06	Mar. 8	vs. CAR	W	3-2	2-1	2/4	1/4	Simon Gagne	Gerber/Niittymaki
2007-08	Dec. 15	vs. CAR	L	5-6	2-3	2/3	3/3	Rod Brind'Amour	Grahame/Biron
2008-09	Dec. 11	vs. CAR	W	6-5	2-0	2/2	0/2	Simon Gagne	Leighton/Biron
2009-10	Dec. 26	@CAR	W	4-3	1-0	2/2	0/1	Danny Briere	Ward/Leighton
2013-14	Apr. 13	vs. CAR	L	5-6	0-1	0/3	1/2	Eric Staal	Khudobin/Heeter

CHICAGO: 0 Shootouts

COLORADO: (0-1)

YEAR	DATE	H/R	RESULT	FINAL	SO	FLY	OPP	DECIDING GOAL	GOALTENDERS
2011-12	Dec. 19	@COL	L	3-2	3-2	2/3	3/3	Ryan O'Reilly	Giguere/Bryzgalov

COLUMBUS: 0 Shootouts

DALLAS (1-0)

YEAR	DATE	H/R	RESULT	FINAL	SO	FLY	OPP	DECIDING GOAL	GOALTENDERS
2010-11	Mar. 19	@DAL	W	3-2	1-0	2/6	1/6	Ville Leino	Lehtonen/Bobrovsky

DETROIT: 0 Shootouts

EDMONTON: (1-0)

YEAR	DATE	H/R	RESULT	FINAL	SO	FLY	OPP	DECIDING GOAL	GOALTENDERS
2013-14	Dec. 28	@EDM	W	4-3	2-1	2/3	1/3	Michael Raffl	Bryzgalov/Mason

FLYERS ALL-TIME SHOOTOUT RESULTS VS. NHL TEAMS

FLORIDA (3-1)

YEAR	DATE	H/R	RESULT	FINAL	SO	FLY	OPP	DECIDING GOAL	GOALTENDERS
2005-06	Dec. 26	@FLA	W	3-2	1-0	1/4	0/4	Michal Handzus	Luongo/Niittymaki
2008-09	Jan. 16	@FLA	W	3-2	1-0	1/2	0/3	Simon Gagne	Vokoun/Niittymaki
2011-12	Jan. 24	@FLA	W	3-2	1-0	1/3	0/3	Claude Giroux	Clemmensen/Bobrovsky
2012-13	Feb. 7	Vs. FLA	L	2-3	0-1	0/2	2/2	Peter Mueller	Theodore/Bobrovsky

LOS ANGELES (0-1)

YEAR	DATE	H/R	RESULT	FINAL	SO	FLY	OPP	DECIDING GOAL	GOALTENDERS
2008-09	Jan. 3	@LAK	L	1-2	0-2	0/2	2/3	Patrick O'Sullivan	Quick/Niittymaki

MINNESOTA: 0 Shootouts

MONTREAL (1-0)

YEAR	DATE	H/R	RESULT	FINAL	SO	FLY	OPP	DECIDING GOAL	GOALTENDERS
2005-06	Mar. 6	vs. MTL	W	5-4	2-1	2/4	1/4	Petr Nedved	Huet/Esche

NASHVILLE (1-3)

YEAR	DATE	H/R	RESULT	FINAL	SO	FLY	OPP	DECIDING GOAL	GOALTENDERS
2005-06	Dec. 3	@NSH	L	3-4	0-2	0-2	2/2	Steve Sullivan	Vokoun/Niittymaki
2009-10	Mar. 16	@NSH	L	3-4	0-1	0/3	1/2	Martin Erat	Rinne/Boucher
2013-14	Nov. 30	@NSH	W	3-2	1-0	1/2	0/3	Vincent Lecavalier	Mazanec/Mason
2013-14	Jan. 16	vs. NSH	L	3-4	2-3	2/7	3/7	Roman Josi	Hutton/Mason

NEW JERSEY (1-7)

YEAR	DATE	H/R	RESULT	FINAL	SO	FLY	OPP	DECIDING GOAL	GOALTENDERS
2005-06	Mar. 1	@NJD	L	1-2	0-1	0/3	1/2	Viktor Kozlov	Brodeur/Esche
2006-07	Dec. 2	vs. NJD	L	3-4	0-2	0/2	2/2	Zach Parise	Brodeur/Niittymaki
2006-07	Jan. 20	@NJD	L	3-4	0-1	0/3	1/2	Brian Gionta	Brodeur/Niittymaki
2007-08	Mar. 28	@NJD	L	4-5	2-3	2/3	3/3	J. Langenbrunner	Brodeur/Biron
2008-09	Dec. 21	@NJD	L	2-3	1-2	1/5	2/5	Travis Zajac	Clemmensen/Niittymaki
2010-11	Nov. 27	@NJD	L	1-2	0-1	1/4	2/4	Travis Zajac	Hedberg/Boucher
2011-12	Nov. 3	vs. NJD	L	4-3	2-1	1/3	2/3	Patrick Elias	Hedberg/Bobrovsky
2012-13	Mar. 15	Vs. NJD	W	2-1	1-0	2/3	1/3	Matt Read	Hedberg/Bryzgalov

NY ISLANDERS (2-3)

YEAR	DATE	H/R	RESULT	FINAL	SO	FLY	OPP	DECIDING GOAL	GOALTENDERS
2007-08	Mar. 29	@NYI	W	4-3	1-0	1/3	0/3	Danny Briere	Dubielewicz/Niittymaki
2008-09	Mar. 28	@NYI	W	4-3	2-1	2/2	1/3	Michael Richards	Danis/Biron
2011-12	Feb. 7	vs. NYI	L	1-0	2-0	0/2	2/2	Frans Nielsen	Nabokov/Bryzgalov
2012-13	Mar. 28	Vs. NYI	L	3-4	1-2	1/4	2/4	Josh Bailey	Nabokov/Bryzgalov
2013-14	Jan. 20	@NYI	L	3-4	2-3	2/4	3/4	Kyle Okposo	Niilsson/Emery

NY RANGERS (2-5)

YEAR	DATE	H/R	RESULT	FINAL	SO	FLY	OPP	DECIDING GOAL	GOALTENDERS
2005-06	Apr. 4	@NYR	L	2-3	1-2	1/3	2/2	Petr Sykora	Weekes/Esche
2006-07	Oct. 7	vs. NYR	L	4-5	0-1	0/13	1/13	Marcel Hossa	Lundqvist/Niittymaki
2007-08	Nov. 15	vs. NYR	L	3-4	0-1	0/3	1/2	Brendan Shanahan	Lundqvist/Biron
2007-08	Mar. 2	@NYR	L	4-5	0-2	0/2	2/2	Brendan Shanahan	Valiquette/Biron
2007-08	Mar. 21	vs. NYR	W	4-3	2-0	2/2	0/2	Michael Richards	Valiquette/Biron
2009-10	Apr. 11	vs. NYR	W	2-1	1-0	2/3	1/3	Claude Giroux	Lundqvist/Boucher
2010-11	Apr. 3	vs. NYR	L	2-3	0-1	0/2	2/2	Erik Christensen	Lundqvist/Bobrovsky

FLYERS ALL-TIME SHOOTOUT RESULTS VS. NHL TEAMS

OTTAWA (0-4)

YEAR	DATE	H/R	RESULT	FINAL	SO	FLY	OPP	DECIDING GOAL	GOALTENDERS
2007-08	Feb. 19	@OTT	L	2-3	1-2	1/3	2/3	Jason Spezza	Emery/Biron
2008-09	Apr. 4	@OTT	L	3-4	1-2	1/5	2/5	Mike Fisher	Auld/Niittymaki
2011-12	Mar. 31	vs. OTT	L	4-3	2-1	1/3	2/2	Jason Spezza	Anderson/Bobrovsky
2013-14	Dec. 9	@OTT	L	4-5	0-1	0/3	1/3	Jason Spezza	Anderson/Mason

PHOENIX: 0 Shootouts

PITTSBURGH (0-5)

YEAR	DATE	H/R	RESULT	FINAL	SO	FLY	OPP	DECIDING GOAL	GOALTENDERS
2006-07	Feb. 8	vs. PIT	L	4-5	0-1	0/3	1/3	Sidney Crosby	Feury/Niittymaki
2006-07	Mar. 4	@PIT	L	3-4	0-2	0/2	2/3	Erik Christensen	Feury/Biron
2008-09	Nov. 13	@PIT	L	4-5	0-1	0/6	1/6	Alex Goligoski	Sabourin/Biron
2009-10	Dec. 17	vs. PIT	L	2-3	0-1	0/1	2/2	Kris Letang	Feury/Boucher
2010-11	Mar. 24	vs. PIT	L	1-2	0-1	1/4	2/4	Chris Kunitz	Feury/Bobrovsky

SAN JOSE (0-2)

YEAR	DATE	H/R	RESULT	FINAL	SO	FLY	OPP	DECIDING GOAL	GOALTENDERS
2008-09	Oct. 22	vs. SJS	L	6-7	0-2	0/2	2/2	Joe Pavelski	Nabokov/Biron
2010-11	Dec. 8	vs. SJS	L	4-5	0-1	0/2	2/2	Logan Couture	Auld/Niittymaki

ST. LOUIS (1-1)

YEAR	DATE	H/R	RESULT	FINAL	SO	FLY	OPP	DECIDING GOAL	GOALTENDERS
2009-10	Nov. 7	vs. STL	W	2-1	1-0	2/3	1/3	Mika Pyorala	Mason/Emery
2013-14	Apr. 1	@STL	L	0-1	0-2	0/2	2/3	T.J. Oshie	Miller/Emery

TAMPA BAY (1-1)

YEAR	DATE	H/R	RESULT	FINAL	SO	FLY	OPP	DECIDING GOAL	GOALTENDERS
2006-07	Jan. 30	vs. TBL	L	3-4	0-2	0/2	2/2	Vincent Lecavalier	Holmqvist/Esche
2010-11	Feb. 15	@TBL	W	4-3	1-0	2/7	1/7	Kimmo Timonen	Roloson/Boucher

TORONTO (1-0)

YEAR	DATE	H/R	RESULT	FINAL	SO	FLY	OPP	DECIDING GOAL	GOALTENDERS
2011-12	Mar. 10	@TOR	W	1-0	1-0	1/2	0/3	Claude Giroux	Gustafsson/Bryzgalov

VANCOUVER: (1-0)

YEAR	DATE	H/R	RESULT	FINAL	SO	FLY	OPP	DECIDING GOAL	GOALTENDERS
2013-14	Dec. 30	@VAN	W	4-3	1-0	1/2	0/3	Vincent Lecavalier	Lack/Mason

WASHINGTON (2-4)

YEAR	DATE	H/R	RESULT	FINAL	SO	FLY	OPP	DECIDING GOAL	GOALTENDERS
2005-06	Dec. 31	@WSH	L	3-4	1-2	1/3	2/3	Brian Willisie	Kolzig/Niittymaki
2008-09	Jan. 6	@WSH	L	1-2	0-1	0/3	1/3	Viktor Kozlov	Theodore/Biron
2010-11	Nov. 20	@WSH	W	5-4	1-0	1/2	0/3	Danny Briere	Neuvirth/Boucher
2010-11	Mar. 22	vs. WSH	L	4-5	0-1	2/3	3/3	Alexander Semin	Neuvirth/Boucher
2011-12	Mar. 22	vs. WSH	W	2-1	2-1	2/4	1/4	Wayne Simmonds	Holtby/Bryzgalov
2013-14	Dec. 15	@WSH	L	4-5	1-2	1/3	2/3	Nicklas Backstrom	Grubauer/Mason

WINNIPEG (1-3)

YEAR	DATE	H/R	RESULT	FINAL	SO	FLY	OPP	DECIDING GOAL	GOALTENDERS
2006-07	Oct. 26	vs. ATL	W	3-2	2-1	2/3	1/3	Peter Forsberg	Lehtonen/Niittymaki
2010-11	Mar. 17	@ATL	L	3-4	0-1	0/2	2/3	Rob Schremp	Pavelec/Boucher
2011-12	Jan. 31	vs. WPG	L	2-1	1-0	0/3	1/3	Bryan Little	Pavelec/Bryzgalov
2013-14	Nov. 15	@WPG	L	2-3	1-2	1/5	2/5	Bryan Little	Pavelec/Mason

ALL-TIME FLYERS DRAFT PICKS 1967-2014

RD. NO.	PLAYER	POS.	RD. NO.	PLAYER	POS.	RD. NO.	PLAYER	POS.			
1967			1975			1980					
1	5	Serge Bernier	C	1	1	Mel Bridgman	C	1	21	Mike Stothers	D
2	14	Al Sarault	D	3	54	Bob Ritchie	LW	2	42	Jay Fraser	LW
1968			4	72	Rick St.Croix	G	3	63	Paul Mercier	D	
1	8	Lew Morrison	RW	5	90	Gary Morrison	RW	4	84	Taras Zytynsky	D
1969			6	108	Paul Holmgren	RW	5	105	Dan Held	C	
1	6	Bob Currier	C	7	126	Dana Decker	LW	6	126	Brian Tutt	D
2	17	Bobby Clarke	C	9	160	Viktor Khatulev	C	7	147	Ross Fitzpatrick	C
3	28	Willy Brossart	D	10	175	Duffy Smith	D	8	168	Mark Botell	D
4	40	Michel Belhumeur	G	1976			9	189	Peter Dineen	D	
5	52	Dave Schultz	LW	1	17	Mark Suzor	D	10	195	Bob O'Brien	RW
6	64	Don Saleski	RW	2	35	Drew Callander	C/RW	10	210	Andy Brickley	C
7	81	Claude Chartre	C	3	53	Craig Hamner	D	1981			
1970			4	71	Dave Hynek	LW	1	16	Steve Smith	D	
2	18	Bill Clement	C	5	89	Robin Lang	D	2	37	Rich Costello	C
3	32	Bob Kelly	LW	6	107	Paul Klasinski	LW	3	47	Barry Tabobondung	LW
4	46	Jacques Lapierre	D	7	117	Ray Kurpis	RW	3	58	Kenny Strong	C/LW
5	60	Doug Kerslake	RW	1977			4	65	David Michayluk	RW	
6	74	Dennis Giannini	LW	1	17	Kevin McCarthy	D	4	79	Kenny Latta	RW
7	87	Hank Nowak	LW	2	35	Tom Gorence	RW	5	100	Justin Hanley	C
8	99	Gary Cunningham	D	3	53	Dave Hoyda	LW	6	121	Andre Villeneuve	D
9	109	Jean Daigle	LW	4	67	Yves Guillemette	G	7	137	Vladimir Svitek	RW
1971			4	71	Rene Hamelin	LW	7	142	Gil Hudon	G	
1	8	Larry Wright	C	5	89	Danny Clark	D	8	163	Steve Taylor	LW
1	9	Pierre Plante	RW	6	107	Alain Chaput	LW	9	184	Len Hachborn	C
3	36	Glen Irwin	D	7	123	Richard Dalpe	C	10	205	Steve Tsuchiura	C
4	50	Ted Scharf	RW	8	135	Pete Peeters	G	1982			
5	64	Don McCulloch	D	8	136	Clint Eccles	C	1	4	Ron Sutter	C
6	78	Yvon Bilodeau	D	8	139	Mike Greeder	RW	3	46	Miroslav Dvorak	D
7	92	Bob Gerrard	RW	9	150	Tom Bauer	LW	3	47	Bill Campbell	LW
8	106	Jerome Mrazek	G	9	151	Mike Bauman	LW	4	77	Mikael Hjalm	L/RW
1972			9	153	Bruce Crowder	LW	5	98	Todd Bergen	C	
1	7	Bill Barber	LW	10	158	Bob Nicholson	D	6	119	Ron Hextall	G
2	23	Tom Bladon	D	10	159	Dave Sherwood	C	7	140	Dave Brown	RW
3	39	Jimmy Watson	D	10	161	Steve Jones	G	8	161	Alain Lavigne	RW
4	55	Al MacAdam	LW	11	165	Jim Trainor	D	9	182	Magnus Ruppe	LW
5	71	Darryl Fedorak	G	11	166	Barry Duench	LW	10	203	Tom Allen	G
6	87	Dave Hastings	G	11	168	Rod McNair	D	11	224	Rick Gal	LW
7	103	Serge Beaudoin	D	12	172	Mike Laycock	G	12	245	Mark Vichorek	D
8	119	Pat Russell	RW	1978			1983				
9	135	Ray Boutin	G	1	6	Behn Wilson	D	2	41	Peter Zedel	C
1973			1	7	Ken Linseman	C	3	44	Derrick Smith	LW	
2	20	Larry Goodenough	D	1	14	Danny Lucas	RW	4	83	Allen Bourbeau	C
2	26	Brent Leavins	LW	2	32	Mike Simurda	RW	5	104	Jerome Carrier	D
3	40	Bob Stumpf	RW	3	36	Gordie Salt	RW	6	125	Rick Tocchet	RW
3	42	Mike Clarke	C	3	49	Glen Cochrane	D	7	147	Bobby Mormina	RW
4	58	Dale Cook	LW	4	66	Russ Wilderman	C	8	161	Pelle Eklund	LW
5	74	Michel Latreille	D	5	83	Brad Tamblyn	D	9	188	Rob Nichols	C
6	90	Doug Ferguson	D	6	100	Mark Taylor	LW	10	209	Bill McCormick	C
7	106	Tom Young	G	7	117	Mike Ewanowski	RW	11	230	Brian Jopling	LW
8	122	Norm Barnes	D	8	126	Jerry Price	G	12	251	Harold Duvall	G
9	137	Dan O'Donohue	D	8	134	Darre Switzer	C/LW	1984			
10	153	Brian Dick	RW	9	151	Greg Francis	D	2	22	Greg Smyth	D
1974			10	167	Rick Berard	D	2	27	Scott Mellanby	RW	
2	35	Don McLean	D	10	168	Don Lucia	D	2	37	Jeff Chychrun	D
3	53	Bob Sirois	LW	11	182	Marke Berge	D	3	43	Dave McLay	LW
4	71	Randy Andreachuk	C	11	183	Ken Moore	G	3	47	John Stevens	D
5	89	Dennis Sobchuk	C	12	195	Jim Olson	D	4	79	Dave Hanson	C
6	107	Willie Frieson	LW	12	198	Anton Stastny	RW	5	100	Brian Dobbins	RW
7	125	Rejean Lemelin	G	1979			6	121	Brian Dzikowski	LW	
8	142	Steve Short	LW	1	14	Brian Propp	LW	7	142	Tommy Allen	D
9	159	Peter McKenzie	D	2	22	Blake Wesley	D	8	163	Luke Vitale	C
10	174	Marcel Labrosse	RW	2	35	Pelle Lindbergh	G	9	184	Billy Powers	C
11	189	Scott Jesse	RW	3	56	Lindsay Carson	C/LW	10	205	Darren Fersovich	C
12	201	Richard Guay	G	4	77	Don Gillen	RW	12	247	Juraj Bakos	D
13	211	Brad Morrow	D	5	98	Thomas Eriksson	D				
14	219	Craig Arvidson	LW	6	119	Gordie Williams	RW				

ALL-TIME FLYERS DRAFT PICKS 1967-2014

RD.	NO.	PLAYER	POS.	RD.	NO.	PLAYER	POS.	RD.	NO.	PLAYER	POS.
1985											
1	21	Glen Seabrooke	C	1	4	Mike Ricci	C	1	22	Brian Boucher	G
2	42	Bruce Rendall	LW	2	25	Chris Simon	LW	2	48	Shane Kenny	D
3	48	Darryl Gilmour	G	2	40	Mikael Renberg	LW	4	100	Radovan Somik	RW
3	63	Shane Whelan	C	2	42	Terran Sandwith	D	6	132	Dmitri Tertyshny	D
4	84	Paul Marshall	D	3	44	Kimbi Daniels	C	6	135	Jamie Sokolsky	D
5	105	Daril Holmes	RW	3	46	Bill Armstrong	D	6	152	Martin Spanhel	RW
6	126	Ken Alexander	D	3	47	Chris Therien	D	7	178	Martin Streit	LW
7	147	Tony Horacek	LW	3	52	Al Kinisky	D	8	204	Ruslan Shafikov	C
8	168	Mike Cusack	RW	5	88	Dan Kordic	D	9	230	Jeff Lank	D
9	189	Gordon Murphy	D	6	109	Viacheslav Butsayev	C	1996			
11	231	Rod Williams	RW	8	151	Patrik Englund	LW	1	15	Dainiuis Zubrus	RW
12	252	Paul Maurice	D	8	172	Toni Porkka	D	3	64	Chester Gallant	RW
1986											
1	20	Kerry Huffman	D	10	193	Greg Hanson	D	5	124	Per-Ragna Bergqvist	G
2	23	Jukka Seppo	C/LW	12	235	William Lund	C	5	133	Jesse Boulerice	D
2	28	Kent Hawley	C	Supplem'tl		Steve Beadle	D	7	187	Roman Malov	LW
4	83	Mark Bar	D			Ray Letourneau	G	8	213	Jeff Milleker	C
6	125	Steve Scheifele	RW	1991							
7	146	Sami Wahlsten	LW	1	6	Peter Forsberg	C	2	30	Jean-Marc Pelletier	G
8	167	Murray Baron	D	3	50	Yanick Dupre	LW	2	50	Pat Kavanagh	RW
9	188	Blaine Rude	RW	4	86	Aris Brimanis	D	3	62	Kris Mallette	D
10	209	Shaun Sabol	D	5	94	Yanick Degrace	G	4	103	Mikhail Chernov	D
11	230	Brett Lawrence	RW	6	116	Clayton Norris	RW	6	158	Jordan Flodell	D
12	251	Daniel Stephano	G	6	122	Dimitri Yushkevich	D	7	164	Todd Fedoruk	LW
1987											
1	20	Darren Rumble	D	7	138	Andrei Lomakin	LW	8	214	Marko Kauppinen	D
2	30	Jeff Harding	RW	9	182	James Bode	RW	9	240	Par Styf	D
3	62	Martin Hostak	C	10	204	Josh Bartell	D	1998			
4	83	Tomaz Eriksson	LW	11	226	Neil Little	G	1	22	Simon Gagne	C
5	104	Bill Gall	RW	12	248	John Porco	C	2	42	Jason Beckett	D
6	125	Tony Link	D	Supplem'tl		Angelo Libertucci	G	2	51	Ian Forbes	D
7	146	Mark Strapton	D			Brendan Locke	RW	4	109	Jean-Philippe Morin	D
8	167	Darryl Ingham	RW	1992							
9	188	Bruce MacDonald	RW	1	7	Ryan Sittler	LW	5	124	Francis Belanger	LW
10	209	Steve Morrow	D	1	15	Jason Bowen	LW	5	139	Garrett Prosofsky	C
11	230	Darius Rusnak	G	2	31	Denis Metlyuk	C	6	168	Antero Niittymaki	G
12	251	Dale Roehl	C	5	103	Vladislav Boulin	D	7	175	Kam Ondrik	G
Supplem'tl		David Whyte	LW	6	127	Roman Zolotov	D	7	195	Thomas Divisek	C
1988											
1	14	Claude Boivin	LW	7	151	Kirk Daubenspeck	G	8	222	Lubomir Pistek	RW
2	35	Pat Murray	LW	8	175	Claude Jutras, Jr.	RW	9	243	Petr Hubacek	C
3	56	Craig Fisher	C	9	199	Jonas Hakansson	RW	9	253	Bruno St.Jacques	D
3	63	Dominic Roussel	G	10	223	Chris Herperger	LW	9	258	Sergei Skrobot	D
4	77	Scott Lagrand	G	11	247	Patrice Paquin	LW	1999			
5	98	Edward O'Brien	LW	Supplem'tl		Garett MacDonald	D	1	22	Maxime Ouellet	G
6	119	Gord Frantti	C	1993							
7	140	Jamie Cooke	RW	2	36	Janne Niinimaa	D	4	119	Jeff Feniak	D
8	161	Johan Salle	D	3	71	Vaclav Prospal	C	6	160	Konstantin Rudenko	LW
9	182	Brian Arthur	D	3	77	Milos Holan	D	7	200	Pavel Kasparik	C
10	203	Jeff Dandretta	RW	5	114	Vladimir Krechin	LW	7	208	Vaclav Pletka	RW
11	224	Scott Billey	RW	6	140	Mike Crowley	D	8	224	David Nystrom	LW
12	245	Drahomir Kadlec	D	7	166	Aaron Israel	G	2000			
Supplem'tl		Paul Connell	G	8	192	Paul Healey	RW	1	28	Justin Williams	RW
1989											
2	33	Greg Johnson	C	9	218	Tripp Tracy	G	3	94	Alexander Drozdetsky	RW
2	34	Patrik Juhlin	LW	9	226	E.J. Bradley	C	3	171	Roman Cechmanek	G
4	72	Reid Simpson	LW	10	244	Jeffrey Staples	D	6	195	Colin Shields	RW
6	117	Niklas Eriksson	C	11	270	Ken Hemenway	D	6	210	John Eichelberger	C
7	138	Jack Callahan	C	Supplem'tl		Shannon Finn	D	7	227	Guillaume Lefebvre	C
8	159	Sverre Sears	D	1994							
9	180	Glen Wisser	RW	3	62	Artem Anisimov	D	8	259	Regan Kelly	D
10	201	Al Kummru	D	4	88	Adam Magarrell	D	9	287	Milan Kopecky	LW
11	222	Matt Brait	D	4	101	Sebastien Vallee	LW	2001			
12	243	James Pollio	LW	6	140	Alexander Selivanov	RW	1	27	Jeff Woywitka	D
Supplem'tl		Jamie Baker	D	7	166	Colin Forbes	LW	3	95	Patrick Sharp	C
				8	192	Derek Diener	D	3	146	Jussi Timonen	D
				8	202	Raymond Giroux	D	5	150	Bernd Bruckler	G
				9	218	Johan Hedberg	G	5	158	Roman Malek	G
				10	244	Andre Payette	C	6	172	Dennis Seidenberg	D
				11	270	Jan Lipiansky	C/LW	6	177	Andrei Razin	C
				Supplem'tl		Kirk Nielsen	RW	7	208	Thierry Douville	D
								7	225	David Printz	D

ALL-TIME FLYERS DRAFT PICKS 1967-2014

RD.	NO.	PLAYER	POS.	RD.	NO.	PLAYER	POS.				
2002											
1	4	Joni Pitkanen	D	3	81	Adam Morrison	G				
4	105	Rosario Ruggeri	D	3	87	Simon Bertilsson	D				
4	126	Konstantin Baranov	RW	5	142	Nicola Riopel	G				
5	161	Dov Grumet-Morris	G	6	153	Dave Labrecque	C				
6	192	Nikita Korovkin	D	6	172	Eric Wellwood	LW				
6	193	Joey Mormina	D	7	196	Oliver Lauridsen	D				
7	201	Mathieu Brunelle	LW	2010							
2003											
1	11	Jeff Carter	C	3	89	Michael Chaput	C				
1	24	Mike Richards	C	4	119	Tye McGinn	LW				
3	69	Colin Fraser	C	5	149	Michael Parks	RW				
3	81	Stefan Ruzicka	RW	6	179	Nicholas Luukko	D				
3	85	Alexandre Picard	D	7	206	Ricard Blidstrand	D				
3	87	Ryan Potulny	C	7	209	Brendan Ranford	LW				
3	95	Rick Kozak	RW	2011							
4	108	Kevin Romy	RW	1	8	Sean Couturier	C				
5	140	David Tremblay	G	3	68	Nick Cousins	C				
6	191	Rejean Beauchemin	G	4	116	Colin Suellentrop	D				
6	193	Ville Hostikka	G	4	118	Marcel Noebels	LW				
2004											
3	92	Rob Bellamy	RW	6	176	Petr Placek	RW				
4	101	R.J. Anderson	D	7	206	Derek Mathers	RW				
4	124	David Laliberte	RW	2012							
5	144	Chris Zarb	D	1	20	Scott Loughton	C				
5	149	Gino Pisellini	RW	2	45	Anthony Stolarz	G				
6	170	Ladislav Scurko	C	3	78	Shayne Gostisbehere	D				
6	171	Frederik Cabana	C/LW	4	111	Fredric Larsson	D				
8	232	Martin Houle	G	4	117	Taylor Leier	LW				
8	253	Travis Gawryletz	D	5	141	Reece Willcox	D				
9	286	Triston Grant	LW	7	201	Valeri Vasiliev	D				
9	291	John Carter	C	2013							
2005											
1	29	Steve Downie	RW	1	11	Samuel Morin	D				
3	91	Oskars Bartulis	D	2	41	Robert Hagg	D				
4	119	Jeremy Duchesne	G	3	72	Tyrell Goulbourne	C				
5	152	Josh Beaulieu	C	5	132	Terrance Amorosa	D				
6	174	John Flatters	D	6	162	Merrick Madsen	G				
7	215	Matt Clackson	RW	7	192	David Drake	D				
2006											
1	22	Claude Giroux	RW	2014							
2	39	Andreas Nodl	RW	1	17	Travis Sanheim	D				
2	42	Michael Ratchuk	D	2	48	Nicolas Aube-Kubel	C/RW				
2	55	Denis Bodrov	D	3	86	Mark Friedman	D				
3	79	Jon Matsumoto	C	5	138	Oskar Lindblom	LW				
4	101	Joonas Lehtivuori	D	6	168	Radel Fazleev	LW				
4	109	Jakub Kovar	G	7	198	Jesper Pettersson	D				
5	149	Jonathan Rheault	RW	2007							
6	175	Michael Dupont	G	1	2	James van Riemsdyk	LW				
7	205	Andrei Popov	RW	2	41	Kevin Marshall	D				
2008											
1	19	Luca Sbisa	D	3	66	Garrett Klotz	LW				
3	67	Marc-Andre Bourdon	D	5	122	Mario Kempe	RW				
3	84	Jacob DeSerres	G	6	152	Jon Kalinski	LW				
6	178	Zac Rinaldo	C	6	161	Patrick Maroon	LW				
7	196	Joacim Eriksson	G	7	182	Brad Phillips	G				

ALL-TIME FLYERS ROSTER 1967-2014

NO. POS. PLAYER SEASON(S)

A

25	C	ACTON, Keith	1988-93
36, 25	LW	ADAMS, Greg	1980-82
27	LW	AFANSENKOV, Dmitry	2006-07
42	RW	AKESON, Jason	2012.**
41	D	ALBERTS, Andrew	2008-09
19, 36	RW	ALLISON, Ray	1981-85, 86-87
11	RW	AMONTE, Tony	2002-04
37	D	ANDERSON, Shawn	1994-95
14	LW	ANDERSSON, Mikael	1998-00
7	C	ANGOTTI, Lou	1967-68
8	LW	ANTOSKI, Shawn	1994-96
58	LW	ARMSTRONG, Bill H.	1990-92
6	D	ARTHUR, Fred	1981-82
45	RW	ASHAM, Aaron	2008-10
4	D	ASHBEE, Barry	1970-74

B

44	D	BABYCH, Dave	1997-99
33	G	BACASHIHUA, Jason	2012
30	G	BACKLUND, Johan	2009-12
34, 35, 36, 9	D	BAILEY, Reid	1980-82
24	D	BALL, Terry	1967-68, 69-70
7	LW	BARBER, Bill	1972-85
23, 25	D	BARNES, Norm	1976-77, 79-81
8	D	BARON, Murray	1989-91
20, 34	RW	BARRIE, Len	1990-93
3	D	BARTULIS, Oskars	2009-12
32	D	BAST, Ryan	1998-00
21, 31, 5	D	BATHE, Frank	1977-84
5	D	BAUMGARTNER, Nolan	2006-07
35	G	BEAUREGARD, Stephane	1992-93
30, 35	G	BELHUMEUR, Michel	1972-73
22	LW	BENNETT, Harvey	1976-78
19	D	BENNING, Brian	1991-93
42	LW	BERANEK, Josef	1992-95
19, 42	C	BERGEN, Todd	1984-85
37, 19	C	BERGLUND, Bo	1985-86
19, 21	C	BERNIER, Serge	1968-72
34, 17, 12, 32	LW	BERUBE, Craig	1986-91, 98-00
11	C	BETTS, Blair	2009-12
46	C	BIGGS, Don	1989-90
43	G	BIRON, Martin	2006-09
8	LW	BLACKBURN, Don	1967-69
4, 23, 3	D	BLADON, Tom	1972-78
33		BLOSKI, Mike (DNP)	1985-86
35	G	BOBROVSKY, Sergei	2010-12
40, 10	LW	BOIVIN, Claude	1991-94
17, 5	RW	BOLAND, Mike.	1974-75
28	D	BOTELL, Mark	1981-82
33	G	BOUCHER, Brian	1999-02, 2009-11
21, 36	RW	BOULERICE, Jesse	2001-02, 2007-08
43	D	BOURDON, Marc-Andre	2011-14
24	D	BOYNTON, Nick	2010-2011
28, 53, 8, 34	D	BOWEN, Jason	1992-97
87	LW	BRASHEAR, Donald	2001-06
55	RW	BRENDL, Pavel	2001-03
34	LW	BRICKLEY, Andy	1982-83
10	C	BRIDGMAN, Mel	1975-82
48	RW	BRIERE, Danny	2007-13
40, 3	D	BRIMANIS, Aris	1993-94, 95-97

17	C/LW	BRIND'AMOUR, Rod	1991-00
25, 3, 10	D	BROSSART, Willie	1970-73
32, 21	RW	BROWN, Dave	1982-89, 91-95
3	D	BROWN, Larry	1971-72
30	G	BRYZGALOV, Ilya	2011-13
10	C	BULLARD, Mike	1988-90
28	C	BUREAU, Marc	1998-00
33, 41	G	BURKE, Sean	1997-98, 2003-04
2	D	BURT, Adam	1998-00
21, 28	D	BUSNIUK, Mike	1979-81
22, 26	C	BUTSAYEV, Viacheslav	1992-94
22	RW	BYERS, Mike	1968-69

C

19	LW	CALDER, Kyle	2006-07
28	RW	CALLANDER, Drew	1976-79
13	LW	CARCILLO, Dan	2008-11
29	D	CARKNER, Terry	1988-93
25	D	CARLE, Matt	2008-12
21	D	CARRUTHERS, Dwight	1967-68
35	G	CARON, Sebastien (DNP)	2010
18	LW	CARSON, Lindsay	1981-88
17	C	CARTER, Jeff	2005-11
32	G	CECHMANEK, Roman	2000-03
35	G	CHABOT, Frederic	1993-94
5	D	CHERRY, Dick	1968-70
19, 15	RW	CHOQUINARD, Eric	2002-04, 05-06
40, 6	D	CHYCHRUN, Jeff	1986-91
36, 16	C	CLARKE, Bobby	1969-84
15, 10	C	CLEMENT, Bill	1971-75
5	D	COBURN, Braydon	2006.**
44, 9, 35, 29	D/LW	COCHRANE, Glen	1978-79, 81-84
77	D	COFFEY, Paul	1996-98
23	RW	COLLINS, Bill	1976-77
89	C	COMRIE, Mike	2003-04
46, 15	RW	CONROY, AI	1991-94
22	C	CORKUM, Bob	1995-96
33, 32	LW	COTE, Riley	2006-10
14	C	COUTURIER, Sean	2011.**
27	LW	COWICK, Bruce	1973-74
32	LW/C	CRAVEN, Murray	1984-91
29, 15	C	CRISP, Terry	1972-77
44	D	CRONIN, Shawn	1992-93
3	D	CROSSMAN, Doug	1983-88
26	RW	CROWE, Phil	1995-96
14	C	CULLEN, Matt	2006-07
12	RW	CUMMINS, Jim	1993-94
21	C	CUNNINGHAM, Jimmy	1977-78

D

19, 11	LW	DAIGLE, Alexandre	1997-99
15	D	DAIGNEAULT, Jean-Jacques	1986-88
2	D	DAILEY, Bob	1976-82
24	C	DALLMAN, Rod	1991-92
49	G	D'AMOUR, Marc	1988-89
46, 14	RW	DANIELS, Kimbi	1990-92
8, 22	LW	DANIELS, Scott	1996-97
11, 14	C	DARBY, Craig	1996-98
29	LW	DEAN, Barry	1977-79
43	D	DELMORE, Andy	1998-01
37	D	DESJARDINS, Eric	1994-06
20, 9	RW	DIMAIO, Rob	1993-96
15	RW	DIMITRAKOS, Niko	2005-07

ALL-TIME FLYERS ROSTER 1967-2014

NO.	POS.	PLAYER	SEASON(S)	NO.	POS.	PLAYER	SEASON(S)				
20, 11	RW	DINEEN, Kevin	1991-96	20, 11	LW	GENDRON, Jean-Guy	1968-72				
45	LW	DIONNE, Gilbert	1994-96	27	D	GERVAIS, Bruno	2012-14				
20	RW	DIVISEK, Tomas	2000-02	75	D	GILL, HAL	2013-14				
7, 18	RW	DOBBIN, Brian	1986-92	21	RW	GILLEN, Don	1979-80				
20	C	DOPITA, Jiri	2001-02	34	LW	GILLIS, Jere	1986-87				
24, 12	RW	DORNHOEFER, Gary	1967-78	30		GILLOW, Russ (DNP)	1971-72				
34	C	DOWD, Jim	2007-08	49		GILMOUR, Darryl (DNP)	1987-88				
9, 27	RW	DOWNIE, Steve	2007-09, 13-14	56, 28	RW	GIROUX, Claude	2007-08				
23	C	DROLET, Rene	1971-72	4, 23, 5, 29	D	GOODENOUGH, Larry	1974-77				
26	RW	DRUCE, John	1995-98	22, 36	RW	GORENCE, Tom	1978-83				
35	G	DUCHESNE, Jeremy	2009-10	52	LW	GRANT, Triston	2006-08				
19, 28, 25	D	DUCHESNE, Steve	1991-92, 98-99	55, 77	C	GRATTON, Chris	1997-99				
32	C	DUNLOP, Blake	1977-79	46, 24	LW	GRATTON, Josh	2005-06, 2008-09				
28, 6	D	DUPONT, Andre	1972-80	35	G	GREENLAY, Mike (DNP)	1994-95				
66, 15, 18	LW	DUPRE, Yanick	1991-92, 94-96	65	LW	GREENTREE, Kyle	2007-08				
9	D	DVORAK, Miroslav	1982-85	15, 23, 9	RW	GREIG, Mark	1998-01, 2002-03				
24, 29	D	DYKHUIS, Karl	1994-97, 98-00	32	D	GRENIER, Martin	2006-08				
E											
55	LW	EAGER, Ben	2005-08	8	D	GROSSMANN, Nicklas	2012-08				
44	D	EATON, Mark	1999-00	25, 34	RW	GUAY, Paul	1983-85				
21	D	EDESTRAND, Darryl	1969-70	65, 29	D	GUENIN, Nate	2006-09				
9	C	EKLUND, Pelle	1985-94	29	D	GUSTAFSSON, Erik (Inactive)	2010-08				
23, 36	RW	ELLISON, Matt	2005-07	H							
29	G	EMERY, Ray	2009-10, 2013-08	11, 36	C	HACHBORN, Len	1983-85				
26	D	EMINGER, Steve	2008-09	33	G	HACKETT, Jeff	2003-04				
6, 8, 27	D	ERIKSSON, Thomas	1980-82, 83-86	17, 23, 19	D	HALE, Larry	1968-72				
42	G	ESCHE, Robert	2002-07	18	RW	HALL, Adam	2012-14				
15	C	EVANS, Doug	1992-93	5	D	HALLER, Kevin	1994-97				
23, 25	C	EVANS, John	1978-79, 80-81, 82-83	14	LW	HAMEL, Denis	2006-07				
F											
15	RW	FALLOON, Pat	1995-98	26	C	HANZLUS, Michal	2002-06				
36	LW	FAUST, Andre	1992-94	6	D	HANNA, John	1967-68				
1	G	FAVELL, Doug	1967-73	14, 16	RW	HANNIGAN, Pat	1967-69				
52, 29	LW	FEDORUK, Todd	2000-04, 06-07	34	RW	HARDING, Jeff	1988-90				
26	LW	FEDOTENKO, Ruslan	2000-02, 12-13	25	D	HARRIS, Ted	1974-75				
18	RW	FEDYK, Brent	1992-96	19	LW	HARTNELL, Scott	2007-14				
39	D	FENYVES, Dave	1987-92	2	D	HATCHER, Derian	2005-09				
25	D	FINLEY, Jeff	1993-94	18	C	HAWERCHUK, Dale	1995-97				
7, 15	C	FISHER, Craig	1989-91	20	D	HAWGOOD, Greg	1992-94				
8	D	FITZPATRICK, Rory	2007-08	38	RW	HEALY, Paul	1996-98				
32, 22, 34, 39	LW	FITZPATRICK, Ross	1982-86	19	LW	HEISKALA, Earl	1968-71				
9	LW	FLEMING, Reggie	1969-70	27	G	HEXTALL, Ron	1986-92, 94-99				
21	RW	FLETT, Bill	1971-74	17	RW	HICKS, Wayne	1967-68				
43, 11	C	FLOCKHART, Ron	1980-83	37, 15, 28, 36	LW	HILL, AI	1976-82, 86-88				
22	D/LW	FOLEY, Rick	1971-72	3	D	HILLMAN, Larry	1969-71				
48, 12	LW	FORBES, Colin	1996-99	6	D	HILLMAN, Wayne	1969-73				
21	C	FORSBERG, Peter	2005-07	27	LW	HLAVAC, Jan	2001-02				
44	D	FOSTER, Corey	1991-92	10	LW	HLUSHKO, Todd	1993-94				
3	D	FOSTER, Kurtis	2011-13	18	C	HOEKSTRA, Ed	1967-68				
35	G	FOSTER, Norm (DNP)	1993-94	24, 34, 35	D	HOFFMEYER, Bob	1981-83				
29	LW	FOTIU, Nick	1987-88	68, 30	G	HOFFFORT, Bruce	1989-92				
45, 37	C	FREER, Mark	1986-92	41	D	HOLAN, Milos	1993-94				
51	D	FRITSCH, Jamie	2008-09	17	RW	HOLMGREN, Paul	1975-84				
35	G	FROESE, Bob	1982-87	34, 22	C	HOLMSTROM, Ben	2010-14				
G											
12	LW	GAGNE, Simon	1999-2010, 12-13	24	D/RW	HOLT, Randy	1983-84				
3	D	GALLEY, Garry	1991-95	43, 21	LW	HORACEK, Tony	1989-92				
30	G	GAMBLE, Bruce	1970-72	17	D	HOSPODAR, Ed	1984-85, 86-87				
23	C	GARDNER, Dave	1979-80	26	C	HOSTAK, Martin	1990-92				
23	D	GAUTHIER, Denis	2005-08	35	G	HOULE, Martin	2006-08				
5	D	GAUTHIER, Jean	1967-68	2	D	HOWE, Mark	1982-92				
				8	LW	HOYDA, Dave	1977-79				
				21	C	HUBACEK, Petr	2000-01				
				47, 44	D	HUBER, Willie	1987-88				
				5, 2	D	HUFFMAN, Kerry	1986-92, 95-96				

ALL-TIME FLYERS ROSTER 1967-2014

NO.	POS.	PLAYER	SEASON(S)
5	D	HUGHES, Brent	1970-73
8, 11	RW	HULL, Jody	1998-99, 99-01
23	D	HUSKINS, Kent	2012-13
40	G	HUTTON, Carter (DNP)	2010
26	D	HYNES, Gord	1992-93

I

30	G	INNESS, Gary	1975-77
----	---	--------------	---------

J

68	RW	JAGR, Jaromir	2011-12
45, 14	RW	JENSEN, Chris	1989-92
33, 30	G	JENSEN, Darren	1984-86
21, 20	C	JOHNSON, Jimmy	1968-72
5	D	JOHNSON, Kim	2001-06
47	LW	JONES, Brad	1991-92
20	RW	JONES, Keith	1998-01
51, 29, 6	D	JONES, Randy	2003-09
43	D	JONSSON, Lars	2006-08
24, 2, 25	D	JOSEPH, Chris	1997-99
20	C	JOYAL, Eddie	1971-72
12	LW	JUHLIN, Patrik	1994-96

K

18	RW	KALLIO, Tomi	2002-03
46, 37	LW	KALINSKI, Jon	2008-10
21, 28, 11	LW	KANE, Boyd	2003-04, 06-09
24	LW	KAPANEN, Sami	2002-08
15	C	KASPER, Steve	1991-93
36	RW	KAVANAGH, Pat	2005-06
23	LW/C	KEENAN, Larry	1971-72
9	LW	KELLY, Bob	1970-80
22	C	KENNEDY, Forbes	1967-70
12	C/RW	KERR, Tim	1980-91
26	C	KINDRACHUK, Orest	1972-78
20	RW	KLATT, Trent	1995-99
22, 9	RW	KNUBLE, Mike	2005-09, 2012-13
34	D	KONAN, Matthew	2012-13
6, 21	D	KORDIC, Dan	1991-92, 93-94, 95-99
25, 15	LW	KOVALENKO, Andrei	1998-99
2	D	KRAJICEK, Lukas	2010
13	D	KUBINA, Pavel	2012
2	D	KUCERA, Frantisek	1996-97
28, 3	D	KUKKONEN, Lasse	2006-09
35	G	KUNTAR, Les (DNP)	1994-95
36, 10, 8, 15	LW	KUSHNER, Dale	1990-92

L

68, 36, 20	RW	LACOMBE, Normand	1990-91
15, 7	C	LACROIX, Andre	1967-71
32	LW	LACROIX, Daniel	1996-98
33	G	LaFOREST, Mark	1987-89
16	LW	LaFORGE, Claude	1967-68
5	RW	LAJEUNESSE, Serge	1973-75
9	R	LALIBERTE, David	2009-10
22	C	LAMB, Mark	1993-95
37	C	LAMOUREUX, Mitch	1987-89
18	C	LANGKOW, Daymond	1998-01
39	D	LANK, Jeff	1999-00
14	RW	LAPERRIERE, Ian	2009-12
13	C	LAPOINTE, Claude	2002-04
5	D	LAPOINTE, Rick	1976-79

NO.	POS.	PLAYER	SEASON(S)
33	G	LAROCQUE, Michel	1982-84
62, 11	D	LATAL, Jiri	1989-92
21	C	LAUGHTON, Scott	2012-13
38	D	LAURIDSEN, Oliver	2012-13
47	RW	LAW, Kirby	2000-01, 2002-04
18	LW	LAWLESS, Paul	1987-88
5, 27	RW	LEACH, Reggie	1974-82
40	C	LECAVALIER, Vincent	2013-14
10	LW	LeCLAIR, John	1994-04
23, 17	LW	LEFEBVRE, Guillaume	2001-03
49	G	LEIGHTON, Michael	2006-07, 2009-13
22	LW	LEINO, Ville	2009-11
28	G	LEMELIN, Rejean (DNP)	1977-78
18	LW	LESUK, Bill	2001-02
6	D	LILJA, Andreas	2011-13
31	G	LINDBERGH, Pelle	1981-86
88	C	LINDROS, Eric	1992-00
26, 14, 18	C	LINSEMAN, Ken	1978-82, 89-90
35	G	LITTLE, Neil	1996-04
23	LW	LOMAKIN, Andrei	1991-93
18	LW	LONSBERRY, Ross	1971-78
15	RW	LUCAS, Danny	1978-79
15	RW	LUPUL, Joffrey	2007-09

M

25	LW	MacADAM, Al	1973-74
47	D	MacDONALD, Andrew	2013-14
19, 21	LW	MacLEISH, Rick	1970-81, 83-84
34	C	MacNEIL, Ian	2002-03
19, 4, 21, 24	D	MacSWEYN, Ralph	1968-72
14	C	MacTAVISH, Craig	1994-96
20	LW	MAGUIRE, Kevin	1989-90
3, 25	D	MAIR, Jimmy	1970-72
43, 23	D	MALGUNAS, Stewart	1993-95
2	D	MALAKHOV, Vladimir	2003-04
28	C	MANDERVILLE, Kent	1999-02
15, 14	LW	MANELUK, Mike	1998-99, 99-00
23	D	MANNING, Brandon	2012-13
8, 42	D	MANTHA, Moe	1988-89, 91-92
55	D	MARKOV, Danny	2003-04
8	D	MARSH, Brad	1981-88
46	D	MARSHALL, Kevin	2011-12
35	G	MASON, Steve	2012-13
24	D	McALLISTER, Chris	2000-03
9	LW	McAMMOND, Dean	2000-01
25, 36, 5	D	McCARTHY, Kevin	1977-79, 85-87
21	RW	McCARTHY, Sandy	1998-00
10	D	McCRIMMON, Brad	1982-87
27, 29	D	McGILL, Ryan	1992-95
3	D	McGILLIS, Dan	1997-03
15	LW	McGINN, Tye	2012-14
29	D	McILHARGEY, Jack	1974-77, 79-81
30, 24	G	McLEOD, Don	1971-72
23	C	MEEHAN, Gerry	1968-69
19	RW	MELLANBY, Scott	1985-91
40	RW	MELOCHE, Eric	2006-07
41	D	MESZAROS, Andrej	2010-14
13	C	METROPOLIT, Glen	2008-09
48, 34	D	MEYER, Freddy	2003-07
35, 13	RW	MICHAYLUK, Dave	1981-83
15	RW	MICKEY, Larry	1971-72
4	D	MISZUK, John	1968-70

ALL-TIME FLYERS ROSTER 1967-2014

NO.	POS.	PLAYER	SEASON(S)	NO.	POS.	PLAYER	SEASON(S)
26	D	MODRY, Jaroslav	2007-08	18	LW	PRESTON, Yves	1978-79, 80-81
36	LW	MOKOSAK, Carl	1985-86	25	C	PRIMEAU, Keith	1999-06
22	C	MONTGOMERY, Jim	1994-96	28, 54	D	PRINTZ, David	2005-07
39	G	MOORE, Robbie	1978-80	20	D	PRONGER, Chris	2009-.**
21	RW	MORRISON, Gary	1979-82	14, 26	LW	PROPP, Brian	1979-90
8	RW	MORRISON, Lew	1969-72	45, 40	C	PROSPAL, Vaclav	1996-98, 2007-08
33	G	MRAZEK, Jerome	1975-76	27	C	PYORALA, Mika	2009-10
41	LW	MULVENNA, Glenn	1992-93	Q			
67	G	MUNROE, Scott(DNP)	2006-09	14, 10, 11	C	QUINN, Dan	1991-92, 95-96
3	D	MURPHY, Gord	1988-92	R			
39	C	MURRAY, Marty	2001-03	29	D	RACINE, Yves	1993-94
39	C	MURRAY, Mike	1987-88	60	RW	RADUNS, Nate	2008-09
23, 24	LW	MURRAY, Pat	1990-92	19	RW	RADIVOJEVIC, Branko	2003-06
25, 24	D	MURRAY, Terry	1975-77, 78-79, 80-81	12	LW	RAFFL, Michael	2013-.**
18	RW	MYHRES, Brantt	1997-98	28	D	RAGNARSSON, Marcus	2002-04
31	G	MYRE, Phil	1979-81	5	D	RAMAGE, Rob	1993-94
N				19	LW	RANHEIM, Paul	2000-03
42	LW	NACHBAUR, Don	1985-90	3	D	RATHJE, Mike	2005-09
5	D	NATTRESS, Ric	1992-93	24	RW	READ, Matt	2011-.**
93	C	NEDVED, Petr	2005-07	14	LW	READY, Ryan	2005-06
45	C	NEWBURY, Kris	2013-14	8, 11	RW	RECCHI, Mark	1991-95, 98-04
44	D	NIINIMAA, Janne	1996-98	26	RW	REID, Darren	2006-08
30	G	NIITTYMAKI, Antero	2003-09	19	RW	RENBURG, Mikael	1993-97, 98-00
14, 15	RW	NODL, Andreas	2008-2011	33	G	RESCH, Glenn	1985-87
22, 21, 14, 17	RW	NOLET, Simon	1967-74	18	C	RICCI, Mike	1990-92
O				18	C	RICHARDS, Michael	2005-11
77	C	OATES, Adam	2001-02	22	D	RICHARDSON, Luke	1997-02
29	LW	ODJICK, Gino	1999-01	34, 5	D	RICHTER, Dave	1985-86
6	D	O'DONNELL, Sean	2010-11	36	C	RINALDO, Zac	2011-.**
49	G	OUELLET, Maxime	2000-01	31	LW	RITCHIE, Bob	1976-77
17	LW	OSBURN, Randy	1974-75	36	D	ROBERTS, Gordie	1987-88
29	C	OTTO, Joel	1995-98	27	C	ROBITAILLE, Randy	2006-07
P				9	RW	ROCHFORT, Leon	1967-69
21, 12, 32	RW	PADDOCK, John	1976-77, 79-80, 82-83	97	C	ROENICK, Jeremy	2001-04
20, 18, 19	RW	PAIEMENT, Rosaire	1967-70	42	RW	ROMANIUK, Russ	1995-96
30, 1	G	PARENT, Bernie	1967-71, 73-79	48, 34	D	ROOT, Bill	1987-88
77	D	PARENT, Ryan	2006-10	37	D	ROSEHILL, Jay	2012-.**
7	LW	PARIZEAU, Michel	1971-72	42	C	ROSS, Jared	2008-10
15	C	PARK, Richard	1998-99	10	LW	ROUPE, Magnus	1987-88
12	C	PASLAWSKI, Greg	1992-93	33	G	ROUSSEL, Dominic	1991-96, 96-97
6, 28	LW	PATERSON, Joe	1984-85	36, 3, 5	D	RUMBLE, Darren	1990-92, 95-97
34	D	PATTERSON, Dennis	1979-80	40, 9, 15, 14	RW	RUZICKA, Stefan	2005-08
41, 14	LW	PEDERSON, Mark	1990-93	S			
33	G	PEETERS, Pete	1978-82, 89-91	47	D	SABOL, Shaun	1989-90
49	G	PELLETIER, Jean-Marc	1998-00	15	RW	SACCO, Joe	2002-03
19	D	PELLETIER, Roger	1967-68	25, 11	RW	SALESKI, Don	1971-79
22	RW	PELUSO, Mike	2003-04	28	D	SAMUELSSON, Kjell	1986-92, 95-98
15	C	PETERS, Garry	1967-71	55	D	SAMUELSSON, Ulf	1999-00
8	D	PETIT, Michel	1996-97	50	D	SANDELIN, Scott	1990-91
41, 29, 45	D	PICARD, Alexandre	2005-08	8	LW	SANDERSON, Geoff	2006-07
42	LW	PICARD, Michel	2000-01	21, 24	RW	SARRAZIN, Dick	1968-70, 71-72
44	D	PITKANEN, Joni	2003-07	27	C	SAVAGE, Andre	2002-03
38	C	PLANTE, Derek	2000-01	49	LW	SAVAGE, Brian	2005-06
25, 20	RW	PLANTE, Pierre	1971-73	47	D	SBISA, Luca	2008-09
11	LW	PLETKA, Vaclav	2001-02	10	C	SCHENN, Brayden	2011-.**
25	LW	PODIEN, Shjon	1994-99	22	D	SCHENN, Luke	2012-.**
11	C	POTULNY, Ryan	2005-08	10	RW	SCHMAUTZ, Cliff	1970-71
25	D	POTVIN, Jean	1971-73	22	LW	SCHOCK, Danny	1970-71
34, 20	C	POULIN, Dave	1982-90	25, 8	LW	SCHULTZ, Dave	1971-76
36	C	POWE, Darroll	2008-11	11	C	SEABROOKE, Glen	1986-89

ALL-TIME FLYERS ROSTER 1967-2014

NO.	POS.	PLAYER	SEASON(S)
21	LW	SECORD, Al	1988-89
36, 28	D	SEIDENBERG, Dennis	2002-06
10	LW	SELBY, Brit	1967-69
34, 44	C	SEMOV, Anatoli	1994-96
32	LW	SESTITO, Tom	2012-13
30	G	SETTLEMYRE, Dave (DNP)	1989-90
51, 11, 18, 32, 9	C	SHARP, Patrick	2002-06
45	LW	SHELLEY, Jody	2010-13
21	RW	SIKLENKA, Mike	2002-03
11	C	SILLINGER, Mike	1997-99
11	RW	SIM, Jon	2005-06
17	RW	SIMMONDS, Wayne	2011-12
48	LW	SIMPSON, Reid	1991-92
23	L/RW	SINISALO, Ilkka	1981-90
21	RW	SIROIS, Bob	1974-75
9, 27	C	SITTLER, Darryl	1982-84
15	C	SKALDE, Jarrod	2001-02
43	D	SKOLNEY, Wade	2005-06
40	D	SLOANE, David	2008-09
15, 45	D	SLANEY, John	2001-02, 2003-04
24	LW	SMITH, Derrick	1984-91
21	D	SMITH, Jason	2007-08
24, 5	D	SMITH, Steve	1981-82, 84-87
40, 6	D	SMYTH, Greg	1986-88
30	G	SNOW, Garth	1995-98
14	C	SNUGGERUD, Dave	1992-93
30	G	SODERSTROM, Tommy	1992-94
20	LW	SOMIK, Radovan	2002-04
30	G	ST.CROIX, Rick	1977-83
42, 22	D	ST.JACQUES, Bruno	2001-03
23	RW	STANKIEWICZ, Myron	1968-69
6	D	STANLEY, Allan	1968-69
28, 34, 29	D	STANLEY, Daryl	1983-84, 85-87
35	G	STEPHENSON, Wayne	1974-79
41	D	STEVENS, John	1986-88
25	LW	STEVENS, Kevin	2000-01
27	RW	STEVENSON, Turner	2005-06
44	C	STOCK, P.J.	2000-01
35	G	STORR, Jamie (DNP)	2005-06
44	C	STOTHERS, Mike	1984-88
19	C	STRATTON, Art	1967-69
32	D	STREIT, Mark	2013-14
15	LW	SULLIMAN, Doug	1988-90
11, 10	LW	SUTHERLAND, Bill	1967-71
15	RW	SUTTER, Rich	1983-86
14	C	SUTTER, Ron	1982-91
4	D	SUZOR, Mark	1976-77
3, 23	D	SVOBODA, Petr	1994-99
22	RW	SWARBRICK, George	1970-71
23	D	SYKORA, Michal	2000-01
26	D	SYVRET, Danny	2008-11, 12-13

T

25, 27	C	TALBOT, Maxime	2011-14
30	G	TAYLOR, Bobby	1971-76
35, 15	C	TAYLOR, Mark	1981-83
5	D	TERTYSHNY, Dmitri	1998-99
6	D	THERIEN, Chris	1994-04, 2005-06
25	LW	THORESEN, Patrick	2007-08
17	RW	TIBBETTS, Billy	2001-02
2	D	TILEY, Brad	2000-01
3	D	TIMANDER, Mattias	2003-04
46	D	TIMONEN, Jussi	2006-07
44	D	TIMONEN, Kimmo	2007-11
14	C	TIPPETT, Dave	1993-94

NO.	POS.	PLAYER	SEASON(S)
22, 92	RW	TOCCHET, Rick	1984-92, 99-02
55	D	TOLLEFSEN, Ole-Kristian	2009-10
53	RW	TOLPEKO, Denis	2007-08
37	C	TOOKEY, Tim	1986-87

U

20	C	UMBERGER, R.J.	2005-08
9	RW	UPSHALL, Scottie	2006-09

V

23	D	VAANANEN, Ossi	2008-09
34	G	VANBIESBROUCK, John	1998-00
76	C	VANDEVELDE, Chris	2013-14
23, 26	D	VANDERMEER, Jim	2002-04, 07-08
2	D	VANIMPE, Ed	1967-76
21	LW	van RIEMSDYK, James	2009-12
10	RW	VERSTEEG, Kris	2010-11
43, 28, 11	RW	VERVERGAERT, Dennis	1978-80
43	C	VILGRAIN, Claude	1993-94
24, 29	LW	VOPAT, Roman	1998-99
93	RW	VORACEK, Jakub	2011-12

W

8	D	WALKER, Matt	2010-13
36	C	WALZ, Wes	1991-93
18	LW	WARRINER, Todd	2002-03
38	C	WASHBURN, Steve	1999-00, 2000-01
20	D	WATSON, Jimmy	1972-82
3, 14	D	WATSON, Joe	1967-78
2	D	WEINRICH, Eric	2001-04
7	D	WELLS, Jay	1988-90
47	LW	WELLWOOD, Eric	2010-14
54	RW	WESENBERG, Brian	1998-00
8, 6	D	WESLEY, Blake	1979-81
14, 15	C	WHITE, Peter	1998-01, 2003-04
15, 23	C	WHITE, Todd	1999-00
24	D	WILKIE, Bob	1993-94
35, 34	C	WILLIAMS, Gordie	1981-83
14	RW	WILLIAMS, Justin	2000-04
3	D	WILSON, Behn	1978-83
1	G	WILSON, Dunc	1969-70
32	RW	WINNES, Chris	1993-94
35	G	WREGGET, Ken	1988-92
18	LW	WRIGHT, Jamie	2002-03
20	LW	WRIGHT, Keith	1967-68
10, 15, 21, 20	C	WRIGHT, Larry	1971-73, 75-76

Y

61	C	YORK, Mike	2006-07
6	C	YOUNG, Tim	1984-85
30	G	YOUNG, Wendell	1987-88
2, 22	D	YUSHKEVICH, Dmitry	1992-95, 02-03

Z

24	D	ZALAPSKI, Zarley	1999-00
24	D	ZEIDEL, Larry	1967-69
26	LW	ZELEPUKIN, Valeri	1998-00
40	LW	ZENT, Jason	1998-00
26	D	ZETTLER, Rob	1993-95
25	C	ZEZEL, Peter	1984-88
23	C	ZHAMNOV, Alexei	2003-04
93	RW	ZHERDEV, Nikolay	2010-11
77	D	ZHITNIK, Alexei	2006-07
29	LW	ZOLNIERCZYK, Harry	2011-13
42, 9	LW	ZUBRUS, Dainius	1996-99

■ Denotes Flyers retired number

**Still active on Flyers roster (DNP): Dressed, but did not play

ALL-TIME NUMERICAL ROSTER

#	POS.	PLAYER	SEASON(S)
1	G	FAVELL, Doug	1967-73
	G	PARENT, Bernie	1972-79
	G	PARENT, Bernie	1973-79
	G	WILSON, Dunc	1969-70
2	D	BURT, Adam	1998-00
	D	DAILEY, Bob	1976-82
	D	HATCHER, Derian	2005-09
	D	HOWE, Mark	1982-92
	D	HUFFMAN, Kerry	1995-96
	D	JOSEPH, Chris	1998-99
	D	KRAJICEK, Lukas	2009-10
	D	KUCERA, Frantisek	1996-97
	D	MALAKHOV, Vladimir	2003-04
	D	TILEY, Brad	2000-01
	D	VAN IMPE, Ed	1967-76
	D	WEINRICH, Eric	2001-04
	D	YUSHKEVICH, Dmitry	1992-95
3	D	BARTULIS, Oskars	2009-12
	D	BLADON, Tom	1974-75
	D	BRIMANIS, Aris	1996-97
	D	BROSSART, Willie	1972-73
	D	BROWN, Larry	1971-72
	D	CROSSMAN, Doug	1983-88
	D	FOSTER, Kurtis	2012-13
	D	GALLEY, Garry	1991-95
	D	HILLMAN, Larry	1969-71
	D	KUKKONEN, Lasse	2008-09
	D	MAIR, Jimmy	1971-72
	D	McGILLIS, Dan	1997-03
	D	MURPHY, Gord	1988-92
	D	RATHJE, Mike	2005-09
	D	RUMBLE, Darren	1995-96
	D	SVOBODA, Petr	1994-95
	D	TIMANDER, Mattias	2003-04
	D	WATSON, Joe	1968-69
	D	WILSON, Behn	1978-83
4	D	ASHBEE, Barry	1970-74
	D	BLADON, Tom	1975-76
	D	GOODENOUGH, Larry	1976-77
	D	MacSWYNN, Ralph	1969-70
	D	MISZUK, John	1968-70
	D	SUZOR, Mark	1976-77
5	D	BATHE, Frank	1983-84
	D	BAUMGARTNER, Nolan	2006-07
RW	D	BOLAND, Mike A.	1974-75
	D	CHERRY, Dick	1968-70
	D	COBURN, Braydon	2006-07
	D	GAUTHIER, Jean	1967-68
	D	GOODENOUGH, Larry	1974-75
	D	HALLER, Kevin	1994-97
	D	HUFFMAN, Kerry	1986-90
	D	HUFFMAN, Kerry	1986-87, 91-92
	D	HUGHES, Brent	1970-73
	D	JOHNSSON, Kim	2001-06
RW	D	LAJEUNESSE, Serge	1973-75
RW	D	LAPOINTE, Rick	1976-79
	D	LEACH, Reggie	1981-82
	D	McCARTHY, Kevin	1986-87
	D	NATTRESS, Ric	1992-93
	D	RAMAGE, Rob	1993-94
	D	RICHTER, Dave	1985-86
	D	RUMBLE, Darren	1996-97
	D	SMITH, Steve	1984-87
	D	TERTYSHNY, Dmitri	1998-99
6	D	ARTHUR, Fred	1981-82
	D	CHYCHRUN, Jeff	1990-91
	D	DUPONT, Andre	1974-80
	D	ERIKSSON, Thomas	1981-82
	D	HANNA, John	1967-68
	D	HILLMAN, Wayne	1969-73
	D	JONES, Randy	2003-04, 06-09
	D	KORDIC, Dan	1991-92, 93-94
	D	LILJA, Andreas	2011-13
	D	O'DONNELL, Sean	2010-11
LW	D	PATERSON, Joe	1984-85
	D	SMYTH, Greg	1987-88
	D	STANLEY, Allan	1968-69
	D	THERIEN, Chris	1994-04, 2005-06

#	POS.	PLAYER	SEASON(S)
	D	WESLEY, Blake	1980-81
	C	YOUNG, Tim	1984-85
7	C	ANGOTTI, Lou	1967-68
	LW	BARBER, Bill	1972-85
	RW	DOBBIN, Brian	1986-88
	C	FISHER, Craig	1989-90
	C	LACROIX, Andre	1969-71
	LW	PARIZEAU, Michel	1971-72
	D	WELLS, Jay	1988-90
8	LW	ANTOSKI, Shawn	1994-96
	D	BARON, Murray	1989-91
	LW	BLACKBURN, Don	1967-69
	D	BOWEN, Jason	1992-93
	LW	DANIELS, Scott	1996-97
	D	ERIKSSON, Thomas	1980-81
	D	FITZPATRICK, Rory	2007-08
	LW	HOYDA, Dave	1977-79
	RW	HULL, Jody	1998-99
	D	GROSSMANN, Nicklas	2012-13
	LW	KUSHNER, Dale	1991-92
	D	MANTHA, Moe	1988-89
	D	MARSH, Brad	1981-88
	RW	MORRISON, Lew	1969-72
	D	PETIT, Michel	1996-97
	RW	RECCHI, Mark	1991-95, 98-04
	LW	SANDERSON, Geoff	2006-07
	LW	SCHULTZ, Dave	1973-76
	D	WALKER, Matt	2010-12
	D	WESLEY, Blake	1979-80
9	D/LW	COCHRANE, Glen	1978-79
	RW	DIMAIO, Rob	1994-96
	RW	DOWNIE, Steve	2013-14
	D	DVORAK, Miroslav	1982-85
	C	EKLUND, Pelle	1985-94
	LW	FLEMING, Reggie	1969-70
	RW	GREIG, Mark	2002-03
	LW	KELLY, Bob	1970-80
	RW	KNUBLE, Mike	2012-13
	R	LALIBERTE, David	2009-11
	LW	McAMMOND, Dean	2000-01
	RW	ROCHFORD, Leon	1967-69
	RW	RUZICKA, Stefan	2006-07
	C	SHARP, Patrick	2005-06
	C	SITTLER, Darryl	1982-83
	RW	UPSHALL, Scottie	2006-09
	LW	ZUBRUS, Dainius	1998-99
10	LW	BOIVIN, Claude	1992-94
	C	BRIDGMAN, Mel	1975-82
	D	BROSSART, Willie	1972-73
	C	BULLARD, Mike	1988-90
	C	CLEMENT, Bill	1972-75
	LW	KUSHNER, Dale	1990-91
	LW	LeCLAIR, John	1994-04
	D	McCRIMMON, Brad	1982-87
	C	QUINN, Dan	1991-92
	LW	ROUPE, Magnus	1987-88
	C	SCHENN, Brayden	2011-12
	RW	SCHMAUTZ, Cliff	1970-71
	LW	SELBY, Brit	1967-69
	LW	SUTHERLAND, Bill	1968-71
	RW	VERSTEEG, Kris	2010-11
	C	WRIGHT, Larry	1971-72
11	RW	AMONTE, Tony	2002-04
	C	BETTS, Blair	2009-11
	LW	DAIGLE, Alexandre	1998-99
	C	DARBY, Craig	1996-97
	RW	DINEEN, Kevin	1995-96
	C	FLOCKHART, Ron	1982-84
	LW	GENDRON, Jean-Guy	1968-72
	C	HACHBORN, Len	1984-85
	RW	HULL, Jody	1999-01
	LW	KANE, Boyd	2008-09
	D	LATAL, Jiri	1989-92
	LW	PLETKA, Vclav	2001-02
	C	POTULNY, Ryan	2005-08
	C	QUINN, Dan	1995-96
	RW	RECCHI, Mark	1998-99
	RW	SALESKI, Don	1977-79

#	POS.	PLAYER	SEASON(S)
	C	SEABROOKE, Glen	1986-89
	C	SHARP, Patrick	2002-03
	C	SILLINGER, Mike	1997-99
	RW	Sim, Jon	2005-06
	LW	SUTHERLAND, Bill	1967-68
	RW	VERVERGAERT, Dennis	1979-80
12	LW	BERUBE, Craig	1998-99
	RW	CUMMINS, Jim	1993-94
	RW	DORNHOEFER, Gary	1976-78
	LW	FORBES, Colin	1997-99
	LW	GAGNE, Simon	1999-2010, 2012-13
	LW	JUHLIN, Patrik	1994-96
	C/RW	KERR, Tim	1980-91
	RW	PADDOCK, John	1979-80
	C	PASLAWSKI, Greg	1992-93
	LW	RAFFL, Michael	2013-14
13	LW	CARCILLO, Dan	2008-11
	D	KUBINA, Pavel	2011-12
	C	LAPOINTE, Claude	2002-04
	C	METROPOLIT, Glen	2008-09
	RW	MICHAYLUC, Dave	1982-83
14	LW	ANDERSSON, Mikael	1998-00
	C	COULURIER, Sean	2011-14
	C	CULLEN, Matt	2006-07
	RW	DANIELS, Kimbi	1991-92
	C	DARBY, Craig	1997-98
	LW	HAMEL, Denis	2006-07
	RW	HANNIGAN, Pat	1967-68
	RW	JENSEN, Chris	1991-92
	C	LINSEMAN, Ken	1980-82
	C	MacTAVISH, Craig	1994-96
	LW	MANELUK, Mike	1999-00
	RW	NOEL, Andreas	2008-09
	RW	NOLET, Simon	1969-70
	LW	PEDERSON, Mark	1991-93
	LW	PROPP, Brian	1979-82
	C	QUINN, Dan	1995-96
	LW	READY, Ryan	2005-06
	RW	RUZICKA, Stefan	2007-08
	C	SNUGGERUD, Dave	1992-93
	C	SUTTER, Ron	1982-91
	C	TIPPETT, Dave	1993-94
	D	WATSON, Joe	1970-78
	C	WHITE, Peter	1998-99
RW	RW	WILLIAMS, Justin	2000-04
15	RW	CHOQUINARD, Eric	2005-06
	C	CLEMENT, Bill	1971-72
	RW	CNROY, AI	1993-94
	C	CRISP, Terry	1942-77
	D	DAIGNEAULT, Jean-Jacques	1986-88
	RW	DIMITRAKOS, Niko	2005-07
	LW	DUPRE, Yanick	1994-95
	C	EVANS, Doug	1992-93
	RW	FALLOON, Pat	1995-98
	C	FISHER, Craig	1990-91
	RW	GREIG, Mark	1998-00
	RW	HANNIGAN, Pat	1968-69
	LW	HILL, AI	1980-81
	C	KASPER, Steve	1991-93
	LW	KOVALENKO, Andrei	1998-99
	LW	KUSHNER, Dale	1991-92
	C	LACROIX, Andre	1967-68
	RW	LUCAS, Danny	1978-79
	RW	LUPUL, Jeffrey	2007-09
	LW	MANELUK, Mike	1998-99
	LW	McGINN, Tye	2012-14
	RW	MICKEY, Larry	1971-72
	RW	NOEL, Andreas	2009-12
	C	PARK, Richard	1998-99
	C	PETERS, Garry	1967-71
	RW	RUZICKA, Stefan	2006-07
	RW	SACCO, Joe	2002-03
	C	SKALDE, Jarrad	2001-02
	D	SLANEY, John	2001-02
	LW	SULLIMAN, Doug	1988-90
	RW	SUTTER, Rich	1983-86
	C	TAYLOR, Mark	1982-84
	C	WHITE, Peter	1999-00, 2003-04

Retired Numbers

ALL-TIME NUMERICAL ROSTER

#	POS.	PLAYER	SEASON(S)	#	POS.	PLAYER	SEASON(S)	#	POS.	PLAYER	SEASON(S)
	C	WHITE, Todd	1999-00		D	WATSON, Jimmy	1972-82		D	VAANANEN, Ossi	2008-09
	C	WRIGHT, Larry	1972-73		LW	WRIGHT, Keith	1967-68		D	VANDERMEER, Jim	2002-04
	16	C CLARKE, Bobby	1969-84		21	D BATHE, Frank	1977-78		C	WHITE, Todd	1999-00
	LW	LAForge, Claude	1967-68		C	BERNIER, Serge	1970-72		C	WRIGHT, Larry	1975-76
17	LW	BERUBE, Craig	1988-91		RW	BOULERIC, Jesse	2001-02		C	ZHAMNOV, Alexei	2003-04
	RW	BOLAND, MikeA.	1974-75		RW	BROWN, Dave	1984-89, 92-95	24	D	BALL, Terry	1967-68, 69-70
	C/LW	BRIND'AMOUR, Rod	1991-00		D	BUSNIUK, Mike	1979-80		D	BOYNTON, Nick	2010-11
	C	CARTER, Jeff	2005-11		D	CARRUTHERS, Dwight	1967-68		C	DALLMAN, Rod	1991-92
	D	HALE, Larry	1968-69		C	CUNNINGHAM, Jimmy	1977-78		RW	DORNHOEFER, Gary	1967-76
	RW	HICKS, Wayne	1967-68		D	EDESTRAND, Darryl	1969-70		D	DYKHUIS, Karl	1994-97
	RW	HOLMGREN, Paul	1975-84		RW	FLETT, Bill	1971-74		LW	GRATTON, Josh	2008-09
	D	HOSPODAR, Ed	1984-85, 86-87		C	FORSBERG, Peter	2005-07		D	HOFFMEYER, Bob	1981-82
	LW	LEFEBVRE, Guillaume	2002-03		RW	GILLEN, Don	1979-80	D/RW	HOLT, Randy	1983-84	
	RW	NOLET, Simon	1970-74		LW	HORACEK, Tony	1989-91		D	JOSEPH, Chris	1997-98
	LW	OSBURN, Randy	1974-75		C	HUBACEK, Petr	2000-01		LW	KAPANEN, Sami	2002-08
	RW	SIMMONDS, Wayne	2011-12		C	JOHNSON, Jimmy	1968-70		D	MacSWEYN, Ralph	1971-72
	RW	TIBBETTS, Billy	2001-02		LW	KANE, Boyd	2003-04		D	McALLISTER, Chris	2000-03
18	LW	CARSON, Lindsay	1981-88		D	KORDIC, Dan	1995-99		G	McLEOD, Don	1971-72
	RW	DOBBIN, Brian	1989-92		LW	MacLEISH, Rick	1983-84		LW	MURRAY, Pat	1991-92
	RW	DUPRE, Vanick	1995-96		D	MacSWEYN, Ralph	1970-71		D	MURRAY, Terry	1979-81
	RW	FEDYQ, Brent	1992-96		RW	McCARTHY, Sandy	1998-00		RW	READ, Matt	2011-12
	RW	HALL, Adam	2012-14		RW	MORRISON, Gary	1979-82		RW	SARRAZIN, Dick	1971-72
	C	HAWERCHUK, Dale	1995-97		RW	NOLET, Simon	1968-69		LW	SMITH, Derrick	1984-91
	C	HOSKSTRA, Ed	1967-68		RW	PADDOCK, John	1976-77		D	SMITH, Steve	1981-82
	RW	KALLIO, Tomi	2002-03		RW	SARRAZIN, Dick	1968-70		LW	VOPAT, Roman	1998-99
	C	LANGKOW, Daymond	1998-01		LW	SECORD, Al	1988-89		D	WILKIE, Bob	1993-94
	LW	LAWLESS, Paul	1987-88		RW	SIKLENKA, Mike	2002-03		D	ZALAPSKI, Zarley	1999-00
	LW	LESUK, Bill	1970-72		RW	SIROIS, Bob	1974-75		D	ZEIDEL, Larry	1967-69
	C	LINSEMAN, Ken	1989-90		D	SMITH, Jason	2007-08	25	C	ACTON, Keith	1988-93
	LW	LONSBERRY, Ross	1971-78		LW	vanRIEMSDYK, James	2009-12		LW	ADAMS, Greg	1981-82
	RW	MYHRES, Brant	1997-98		C	WRIGHT, Larry	1975-76		D	BARNES, Norm	1979-81
	RW	PAIEMENT, Rosaire	1968-69	22	LW	BENNETT, Harvey	1976-78		D	BROSSART, Willie	1970-71
	RW	PRESTON, Yves	1978-79, 80-81		C	BUTSAYEV, Viacheslav	1992-93		D	CARLE, Matt	2008-12
	C	RICCI, Mike	1990-92		RW	BYERS, Mike	1968-69		D	DUCHESNE, Steve	1998-99
	C	RICHARDS, Mike	2005-11		C	CORKUM, Bob	1995-96		C	EVANS, John	1982-83
	C	SHARP, Patrick	2002-03		LW	DANIELS, Scott	1996-97		D	FINLEY, Jeff	1993-94
	LW	WARRINER, Todd	2002-03		LW	FITZPATRICK, Ross	1983-84		RW	GUAY, Paul	1983-84
	LW	WRIGHT, Jamie	2002-03		D/LW	FOLEY, Rick	1971-72		D	HARRIS, Ted	1974-75
19	RW	ALLISON, Ray	1981-85		RW	GORENCE, Tom	1978-82		D	JOSEPH, Chris	1998-99
	D	BENNING, Brian	1991-93		C	HOLMSTROM, Ben	2011-14		LW	KOVALENKO, Andrei	1998-99
	C	BERGEN, Todd	1984-85		C	KENNEDY, Forbes	1967-70		LW	MacADAM, Al	1973-74
	C	BERGLUND, Bo	1985-86		RW	KNUBLE, Mike	2005-09		LW	MAIR, Jimmy	1970-71
	C	BERNIER, Serge	1968-70		C	LAMB, Mark	1993-95		D	McCARTHY, Kevin	1977-79
	LW	CALDER, Kyle	2006-07		LW	LEINO, Ville	2009-11		D	MURRAY, Terry	1975-77
	RW	CHOQUINARD, Eric	2002-04		C	MONTGOMERY, Jim	1994-96		RW	PLANTE, Pierre	1971-72
	RW	DAIGLE, Alexandre	1997-98		RW	NOLET, Simon	1967-68		LW	PODIEEN, Shion	1994-99
	D	DUCHESNE, Steve	1991-92, 98-99		RW	PELUSO, Mike	2003-04		D	POTVIN, Jean	1971-73
	D	HALE, Larry	1971-72		D	RICHARDSON, Luke	1997-02		C	PRIMEAU, Keith	1999-06
	LW	HARTNELL, Scott	2007-14		D	SCHENN, Luke	2012-13		RW	SALESKI, Don	1971-76
	LW	HEISKALA, Earl	1968-71		LW	SCHOCK, Danny	1970-71		RW	SCHULTZ, Dave	1971-72
	LW	MacLEISH, Rick	1970-81		D	ST.JACQUES, Bruno	2002-03		LW	STEVENS, Kevin	2000-01
	D	MacSWEYN, Ralph	1968-69		RW	SWARBRICK, George	1970-71		C	TALBOT, Maxime	2012-14
	RW	MELLANBY, Scott	1985-91		RW	TOCCHET, Rick	1984-92		LW	THORESEN, Patrick	2007-08
	RW	PAIEMENT, Rosaire	1969-70		D	YUSHKEVICH, Dmitry	2002-03		C	ZEZEL, Peter	1984-88
	D	PELLETIER, Roger	1967-68		D	YUSHKEVICH, Dmitry	2002-03	26	C	BUTSAYEV, Viacheslav	1993-94
	RW	RADIVOJEVIC, Branko	2003-06	23	D	BARNES, Norm	1976-77		RW	CROWE, Phil	1995-96
	LW	RANHEIM, Paul	2000-03		D	BLADON, Tom	1976-79		RW	DRUCE, John	1995-98
	RW	RENBERG, Mikael	1993-97, 98-00		RW	COLLINS, Bill	1976-77		D	EMINGER, Steve	2008-09
	C	STRATTON, Art	1967-69		C	DROLET, Rene	1971-72		LW	FEDOTENKO, Ruslan	2000-02
20	RW	BARRIE, Len	1989-90		RW	ELLISON, Matt	2005-06		D	GUSTAFSSON, Erik	2011-14
	RW	DIMAIO, Rob	1993-94		C	EVANS, John	1978-79, 80-81		C	HANDZUS, Michal	2002-06
	RW	DINEEN, Kevin	1991-93		C	GARDNER, Dave	1979-80		C	HOSTAK, Martin	1990-92
	RW	DIVISEK, Tomas	2000-02		D	GAUTHIER, Denis	2005-08		D	HYNES, Gord	1992-93
	C	DOPITA, Jiri	2001-02		D	GODDENOUGH, Larry	1975-76		C	KINDRACHUK, Orest	1972-78
	LW	GENDRON, Jean-Guy	1967-68		RW	GREIG, Mark	2000-01		C	LINSEMAN, Ken	1978-82
	D	HAWGOOD, Greg	1992-94		D	HALE, Larry	1969-70		C	MODRY, Jaroslav	2007-08
	C	JOHNSON, Jimmy	1970-72		D	HUSKINS, Kent	2012-13		D	PICARD, Alexandre	2006-07
	RW	JONES, Keith	1998-01		LW	LEFEBVRE, Guillaume	2001-02		LW	PROPP, Brian	1982-90
	C	JOYAL, Eddie	1971-72		LW	LOMAKIN, Andrei	1991-93		RW	REID, Darren	2006-08
	RW	KLATT, Trent	1995-99		D	MALGUNAS, Stewart	1993-95		D	SYVRET, Danny	2008-10, 12-13
	RW	LACOMBE, Normand	1990-91		D	MANNING, Brandon	2012-13		D	VANDERMEER, Jim	2007-08
	LW	MAGUIRE, Kevin	1989-90		C	MEEHAN, Gerry	1968-69		LW	ZELEPUKIN, Valeri	1998-00
	RW	PAIEMENT, Rosaire	1967-68		LW	MURRAY, Pat	1990-91		D	ZETTLER, Rob	1993-95
	RW	PLANTE, Pierre	1972-73		LW	SESTITO, Tom	2010-13	27	LW	AFANASENKOV, Dmitry	2006-07
	C	POULIN, Dave	1984-90		L/RW	SINISALO, Ilkka	1981-90		LW	COWICK, Bruce	1973-74
	D	PRONGER, Chris	2009-11		RW	STANKIEWICZ, Myron	1968-69		RW	DOWNIE, Steve	2007-09
	LW	SOMIK, Radovan	2002-04		D	SVOBODA, Petr	1995-99		D	ERIKSSON, Thomas	1983-86
	C	UMBERGER, R.J.	2005-08		D	SYKORA, Michal	2000-01		D	GERVAIS, Bruno	2012-13

Retired Numbers

ALL-TIME NUMERICAL ROSTER

#	POS.	PLAYER	SEASON(S)	#	POS.	PLAYER	SEASON(S)	#	POS.	PLAYER	SEASON(S)
	D	GUSTAFSSON, Erik	2010-14	LW	COTE, Riley	2007-09	LW	FAUST, Andre	1992-94		
	G	HEXTALL, Ron	1986-92, 94-99	LW/C	CRAVEN, Murray	1984-91	RW	GORENCE, Tom	1982-83		
	LW	HVAAC, Jan	2001-02	C	DUNLOP, Blake	1977-79	C	HACHBORN, Len	1983-84		
	RW	LEACH, Reggie	1974-75, 80-81	LW	FITZPATRICK, Ross	1982-83	LW	HILL, AJ	1987-88		
	D	McGILL, Ryan	1992-94	D	GRENIER, Martin	2006-08	RW	KAVANAGH, Pat	2005-06		
	C	MYORALA, Mika	2009-10	LW	LACROIX, Daniel	1996-98	LW	KUSHNER, Dale	1989-90		
	C	ROBITAILLE, Randy	2006-07	D	MANNING, Brandon	2012-11	RW	LACOMBE, Normand	1989-90		
	C	SAVAGE, Andre	2002-03	RW	PADDOCK, John	1982-83	D	McCARTHY, Kevin	1985-87		
	C	SITTLER, Darryl	1983-84	LW	SESTITO, Tom	2011-13	LW	MOKOSAK, Carl	1985-86		
	RW	STEVENSON, Turner	2005-06	C	SHARP, Patrick	2003-04	C	POWE, Darroll	2008-11		
	C	TALBOT, Maxime	2011-14	D	STREIT, Mark	2013-11	C	RINALDO, Zac	2011-11		
28	D	BOTELL, Mark	1981-82	RW	WINNES, Chris	1993-94	D	ROBERTS, Steve	1987-88		
	D	BOWEN, Jason	1992-95	33	G	BACASHIHUA, Jason (DNP)	2011-12	D	RUMBLE, Darren	1990-91	
	C	BUREAU, Marc	1998-00	G	BLOSKI, Mike (DNP)	1985-86	D	SEIDENBERG, Dennis	2002-04		
	D	BUSNIUK, Mike	1980-81	G	BOUCHER, Brian	1999-02, 2009-11	C	WALZ, Wes	1991-93		
	RW	CALLANDER, Drew	1976-79	G	BURKE, Sean	1997-98, 2003-04	37	D	ANDERSON, Shawn	1994-95	
	D	DUCHESNE, Steve	1991-92	LW	COTE, Riley	2006-07	C	BERGLUND, Bo	1985-86		
	D	DUPONT, Andre	1972-73	G	HACKETT, Jeff	2003-04	D	DESJARDINS, Eric	1994-06		
	RW	GIROUX, Claude	2008-11	G	HEETER, Calvin	2013-14	C	FREER, Mark	1986-92		
	LW	HILL, AJ	1986-87	G	JENSEN, Darren	1984-85	LW	HILL, AJ	1976-80		
	LW	KANE, Boyd	2006-08	G	LaFOREST, Mark	1987-89	LW	KALINSKI, Jon	2009-11		
	D	KUKKONEN, Lasse	2006-08	G	LAROCQUE, Michel	1982-84	C	LAMOUREUX, Mitch	1987-89		
	G	LEMELIN, Rejean (DNP)	1977-78	G	MRAZEK, Jerome	1975-76	D	ROSEHILL, Jay	2012-11		
	C	MANDERVILLE, Kent	1999-02	G	PEETERS, Pete	1978-82, 89-91	C	TOOKEY, Tim	1986-87		
	LW	PATERSON, Joe	1985-86	G	RESCH, Glenn	1985-87	38	RW	HEALY, Paul	1996-98	
	D	PRINTZ, David	2005-06	G	ROUSSEL, Dominic	1991-96, 96-97	D	LAURIDSEN, Oliver	2012-11		
	D	RAGNARSSON, Marcus	2002-04	34	D	BAILEY, Reid	1980-81	C	PLANTE, Derek	2000-01	
	D	SAMUELSSON, Kjell	1986-92, 95-98	RW	BARRIE, Len	1992-93	C	WASHBURN, Steve	1999-00, 2000-01		
	D	SEIDENBERG, Dennis	2005-06	LW	BERUBE, Craig	1986-88	39	D	FENYVES, Dave	1987-92	
	D	STANLEY, Daryl	1983-84	D	BOWEN, Jason	1996-97	LW	FITZPATRICK, Ross	1985-86		
	RW	VERVERGAERT, Dennis	1978-80	LW	BRICKLEY, Andy	1982-83	D	LANK, Jeff	1999-00		
29	D	CARKNER, Terry	1988-93	C	DOWD, Jim	2007-08	G	MOORE, Robbie	1978-80		
D/LW	C	COCHRANE, Glen	1982-85	LW	FITZPATRICK, Ross	1984-85	C	MURRAY, Marty	2001-03		
	C	CRISP, Terry	1972-73	LW	GILLIS, Jere	1986-87	C	MURRAY, Mike	1987-88		
	LW	DEAN, Barry	1977-79	RW	GUAY, Paul	1984-85	40	LW	BOIVIN, Claude	1991-92	
	D	DYKHUIS, Karl	1998-00	RW	HARDING, Jeff	1988-90	D	BRIMANIS, Aris	1993-96		
	G	EMERY, Ray	2009-10, 13-11	D	HOFFMEYER, Bob	1982-83	D	CHYCHRUN, Jeff	1986-87		
	LW	FEDORUK, Todd	2000-04, 06-07	C	HOLMSTROM, Ben	2010-14	G	HUTTON, Carter (DNP)	2009-10		
	LW	FOTIU, Nick	1987-88	D	KONAN, Matt	2012-11	C	LECAVALIER, Vincent	2013-11		
	D	GOODENOUGH, Larry	1975-76	G	MacNEIL, Ian	2002-03	RW	MELOCHE, Eric	2006-07		
	D	GUENIN, Nate	2007-09	G	McLEOD, Don	1971-72	C	PROSPAL, Vaclav	2007-08		
	D	GUSTAFSSON, Erik	2012-13	D	MEYER, Freddy	2005-07	RW	RUZICKA, Stefan	2005-06		
	D	JONES, Randy	2005-06	D	PATTERSON, Dennis	1979-80	D	SLOANE, David	2008-09		
	D	McGILL, Ryan	1994-95	C	POULIN, Dave	1982-83	D	SMYTH, Greg	1986-87		
	D	McILHARGHEY, Jack	1974-77, 79-81	D	RICHTER, Dave	1985-86	LW	ZENT, Jason	1998-00		
LW	D	ODJICK, Gino	1999-01	D	ROOT, Bill	1987-88	41	D	ALBERTS, Andrew	2008-09	
	C	OTTO, Joel	1995-98	C	SEMENOV, Anatoli	1995-96	G	BURKE, Sean	2003-04		
	D	PICARD, Alexandre	2006-07	D	STANLEY, Daryl	1984-85	D	HOLAN, Milos	1993-94		
	D	RACINE, Yves	1993-94	G	VANBIESBROUCK, John	1998-00	D	MESZAROS, Andrej	2010-14		
	D	STANLEY, Daryl	1985-87	C	WILLIAMS, Gordie	1982-83	LW	MULVENNA, Glenn	1992-93		
	LW	VOPAT, Roman	1998-99	D	BAILEY, Reid	1981-82	LW	PEDERSON, Mark	1990-91		
	LW	ZOLNIERCZYK, Harry	2011-13	G	BEAUREGARD, Stephane	1992-93	D	PICARD, Alexandre	2005-07		
30	G	BACKLUND, Johan	2009-12	G	BELHUMEUR, Michel	1972-73	D	STEVENS, John	1986-88		
	G	BELHUMEUR, Michel	1972-73	G	BOBROVSKY, Sergei	2010-12	42	C	AKESON, Jason	2012-11	
	G	BRYZAGALOV, Ilya	2011-13	G	CARON, Sebastien (DNP)	2009-10	LW	BERANEK, Josef	1992-95		
	G	GAMBLE, Bruce	1970-72	G	CHABOT, Frederic	1993-94	C	BERGEN, Todd	1984-85		
	G	GILLOW, Russ (DNP)	1971-72	D/LW	COCHRANE, Glen	1983-84	G	ESCHE, Robert	2002-07		
	G	HOFFORT, Bruce	1990-92	G	DUCHESNE, Jeremy	2009-10	D	MANTHA, Moe	1991-92		
	G	INNESS, Gary	1975-77	G	FOSTER, Norm (DNP)	1993-94	LW	NACHBAUR, Don	1985-90		
	G	JENSEN, Darren	1985-86	G	FROESE, Bob	1982-87	LW	PICARD, Michel	2000-01		
	G	McLEOD, Don	1971-72	G	GREENLAY, Mike (DNP)	1994-95	RW	ROMANIUK, Russ	1995-96		
	G	NIITTYMAKI, Antero	2003-09	G	HOFFMEYER, Bob	1982-83	C	ROSS, Jared	2008-10		
	G	PARENT, Bernie	1967-71	G	Houle, Martin	2006-08	D	St. Jacques, Bruno	2001-02		
	G	PARENT, Bernie	1967-71	G	KUNTAR, Les (DNP)	1994-95	LW	ZUBRUS, Dainius	1996-97		
	G	SETTLEMAYER, Dave (DNP)	1989-90	G	LITTLE, Neil	1996-04	43	G	BIRON, Martin	2006-09	
	G	SNOW, Garth	1995-98	G	MASON, Steve	2012-11	D	BOURDON, Marc-Andre	2011-14		
	G	SODERSTROM, Tommy	1992-94	RW	MICHAYLUK, Dave	1981-82	C	DELMORE, Andy	1998-01		
	G	ST. CROIX, Rick	1977-83	G	STEPHENSON, Wayne	1974-79	C	FLOCKHART, Ron	1980-82		
	G	TAYLOR, Bobby	1971-76	G	STORR, Jamie (DNP)	2005-06	LW	HORACEK, Tony	1991-92		
	G	YOUNG, Wendell	1987-88	C	TAYLOR, Mark	1981-82	D	JONSSON, Lars	2006-08		
31	D	BATHE, Frank	1978-83	C	WILLIAMS, Gordie	1981-82	D	MALGUNAS, Stewart	1993-94		
	G	LINDBERGH, Pelle	1981-86	G	WREGGET, Ken	1988-92	D	SKOLNEY, Wade	2005-06		
	G	MYRE, Phil	1979-81	36	LW	ADAMS, Greg	1980-81	RW	VERVERGAERT, Dennis	1978-79	
	LW	RITCHE, Bob	1976-77	RW	ALLISON, Ray	1986-87	C	VILGRAIN, Claude	1993-94		
32	D	BAST, Ryan	1998-00	D	BAILEY, Reid	1981-82	44	D	BABYCH, Dave	1997-99	
	LW	BERUBE, Craig	1999-00	RW	BOULERICE, Jesse	2007-08	D/LW	COCHRANE, Glen	1980-81		
	RW	BROWN, Dave	1982-83	C	CLARKE, Bobby	1981-82	D	CRONIN, Shawn	1992-93		
	G	CECHMANEK, Roman	2000-03	RW	ELLISON, Matt	2006-07	D	EATON, Mark	1999-00		

ALL-TIME NUMERICAL ROSTER

#	POS.	PLAYER	SEASON(S)	#	POS.	PLAYER	SEASON(S)	#	POS.	PLAYER	SEASON(S)
D		FOSTER, Corey	1991-92	D		SBISA, Luca	2008-09	D		TOLLEFSEN, Ole-Kristian	2009-10
D		HUBER, Willie	1987-88	LW		WELLWOOD, Eric	2010-14	56RW		GIROUX, Claude	2007-08
D		NIINIMAA, Janne	1996-98	48 C		BRIERE, Danny	2007-13	58 LW		ARMSTRONG, BillH.	1990-92
D		PITKANEN, Joni	2003-07	LW		FORBES, Colin	1996-97	60RW		RADUNS, Nate	2008-09
C		SEMENOV, Anatoli	1994-95	D		MEYER, Freddy	2003-04	61 C		YORK, Mike	2006-07
C		STOCK, P.J.	2000-01	D		ROOT, Bill	1987-88	62 D		LATAL, Jiri	1989-90
C		STOTHERS, Mike	1984-88	LW		SIMPSON, Reid	1991-92	65 LW		GREENTREE, Kyle	2007-08
D		TIMONEN, Kimmo	2007-**	49 G		D'AMOUR, Marc	1988-89	D		GUENIN, Nate	2006-07
45RW		ASHAM, Aaron	2008-10			GILMOUR, Darryl (DNP)	1987-88	66 LW		DUPRE, Yanick	1991-92
LW		DIONNE, Gilbert	1994-96	G		LEIGHTON, Michael	2006-07, 2009-13	67 G		MUNROE, Scott(DNP)	2006-09
C		FREER, Mark	1987-88	G		OUELLET, Maxime	2000-01	68 G		HOFFORT, Bruce	1989-90
RW		JENSEN, Chris	1989-91	G		PELLETIER, Jean-Marc	1998-00	RW		JAGR, Jaromir	2011-12
D		PICARD, Alexandre	2006-08	LW		SAVAGE, Brian	2005-06	RW		LACOMBE, Normand	1989-90
C		PROSPAL, Vaclav	1996-97	50 D		SANDELIN, Scott	1990-91	75 D		GILL, Hal	2013-14
LW		SHELLEY, Jody	2010-13	51 D		FRITSCH, Jamie	2008-09	77 D		COFFEY, Paul	1996-98
D		SLANEY, John	2003-04	D		JONES, Randy	2003-04	C		GRATTON, Chris	1998-99
46 C		BIGGS, Don	1989-90	C		SHARP, Patrick	2002-03	C		OATES, Adam	2001-02
RW		CONROY, Al	1991-93	52 LW		FEDORUK, Todd	2000-01	D		PARENT, Ryan	2006-10
RW		DANIELS, Kimbi	1990-91	LW		GRANT, Tristen	2006-08	D		ZHITNIK, Alexei	2006-07
LW		GRATTON, Josh	2005-06	53 D		BOWEN, Jason	1995-96	87 LW		BRASHEAR, Donald	2001-06
LW		KALINSKI, Jon	2008-09	RW		TOLPEKO, Denis	2007-08	88 C		LINDROS, Eric	1992-00
D		MARSHALL, Kevin	2011-12	54 D		PRINTZ, David	2006-07	89 C		COMRIE, Mike	2003-04
D		TIMONEN, Jussi	2006-07	RW		WESENBERG, Brian	1998-00	92RW		TOCCHET, Rick	1999-02
47 D		HUBER, Willie	1987-88	55RW		BRENDL, Pavel	2001-03	93 C		NECVED, Petr	2005-07
LW		JONES, Brad	1991-92	LW		EAGER, Ben	2005-08	RW		VORACEK, Jakub	2011-**
RW		LAW, Kirby	2000-01, 2002-04	C		GRATTON, Chris	1997-98	RW		ZHERDEV, Nikolay	2010-11
D		MacDONALD, Andrew	2013-**	D		MARKOV, Danny	2003-04	97 C		ROENICK, Jeremy	2001-04
D		SABOL, Shaun	1989-90	D		SAMUELSSON, Ulf	1999-00				

FLYERS HISTORY – STANLEY CUP TEAMS & “THE STREAK” TEAM

1973-74 STANLEY CUP CHAMPIONS

General Manager: Keith Allen **Coach:** Fred Shero

Barry Ashbee	Ross Lonsberry
Bill Barber	Al MacAdam
Tom Bladon	Rick MacLeish
Bobby Clarke - C	Simon Nolet
Bill Clement	Bernie Parent
Bruce Cowick	Don Saleski
Terry Crisp	Dave Schultz
Gary Dornhoefer	Bob Taylor
Andre Dupont	Ed Van Impe
Bill Flett	Jimmy Watson
Bob Kelly	Joe Watson
Orest Kindrachuk	

Trainers: Jim McKenzie, Frank Lewis

1974-75 STANLEY CUP CHAMPIONS

General Manager: Keith Allen **Coach:** Fred Shero

Bill Barber	Ross Lonsberry
Tom Bladon	Rick MacLeish
Bobby Clarke - C	Bernie Parent
Bill Clement	Don Saleski
Terry Crisp	Dave Schultz
Gary Dornhoefer	Wayne Stephenson
Andre Dupont	Bob Taylor
Larry Goodenough	Ed Van Impe
Ted Harris	Jimmy Watson
Bob Kelly	Joe Watson
Orest Kindrachuk	
Reggie Leach	

Trainers: Jim McKenzie, Frank Lewis

THE FLYERS STREAK

October 14, 1979 to January 6, 1980: 25 WINS - 0 LOSSES - 10 TIES

Longest undefeated streak of any team in the history of professional sports in North America

General Manager: Keith Allen **Coach:** Pat Quinn

Bill Barber	Bob Dailey	Reggie Leach	Pete Peeters
Norm Barnes	Andre Dupont	Ken Linseman	Brian Propp
Frank Bathe	Tom Gorence	Rick MacLeish	Dennis Ververgaert
Mel Bridgman - C	Al Hill	Phil Myre	Jimmy Watson
Mike Busniuk	Paul Holmgren	John Paddock	Behn Wilson
Bobby Clarke	Bob Kelly	Dennis Patterson	

COACHES

	SEASONS		
Keith Allen	1967-68	to	1968-69
Vic Stasiuk	1969-70	to	1970-71
Fred Shero	1971-72	to	1977-78
Bob McCammon	1978-79		
Pat Quinn	1978-79	to	1981-82
Bob McCammon	1981-82	to	1983-84
Mike Keenan	1984-85	to	1987-88
Paul Holmgren	1988-89	to	1991-92
Bill Dineen	1991-92	to	1992-93
Terry Simpson	1993-94		
Terry Murray	1994-95	to	1996-97
Wayne Cashman	1997-98		
Roger Neilson	1997-98	to	1999-2000
Craig Ramsay	1999-2000	to	2000-01
Bill Barber	2000-01	to	2001-02
Ken Hitchcock	2002-03	to	2006-07
John Stevens	2006-07	to	2009-10
Peter Laviolette	2009-10	to	2013-14
Craig Berube	2013-14	to	present

CAPTAINS

	SEASONS		
Lou Angotti	1967-68		
Ed Van Impe	1968-69	to	1972-73
Bobby Clarke	1972-73	to	1978-79
Mel Bridgman	1979-80	to	1980-81
Bill Barber	1981-82	to	1982-83
Bobby Clarke	1982-83	to	1983-84
Dave Poulin	1984-85	to	1989-90
Ron Sutter	1989-90	to	1990-91
Rick Tocchet	1991-92		
Kevin Dineen	1993-94		
Eric Lindros	1994-95	to	1999-2000
Eric Desjardins	1999-2000	to	2001-02
Keith Primeau	2001-02	to	2005-06
Derian Hatcher	2005-06		
Peter Forsberg	2006-07		
Jason Smith	2007-08		
Mike Richards	2008-09	to	2010-11
Chris Pronger	2011-12	to	2012-13
Claude Giroux	2012-13	to	present

GENERAL MANAGERS

	SEASONS		
Bud Poile	1967-68	to	1969-70
Keith Allen	1969-70	to	1982-83
Bob McCammon	1983-84		
Bob Clarke	1984-85	to	1989-90
Russ Farwell	1990-91	to	1993-94
Bob Clarke	1994-95	to	2006-07
Paul Holmgren	2006-07	to	2013-14
Ron Hextall	2013-14	to	present

ALL-TIME FLYERS TRADES 1967-2014

OCTOBER 18, 1967: 1st Round in 1970 (Rick MacLeish) to Boston for Rosaire Paiement.

OCTOBER 23, 1967: Cash to Cleveland (AHL) for Larry Zeidel.

FEBRUARY 27, 1968: Wayne Hicks to Pittsburgh for Art Stratton.

MAY 20, 1968: Art Stratton and John Hanna to Seattle for Earl Heiskala.

JUNE 11, 1968: Lou Angotti and Ian Campbell to St. Louis for Darryl Edestrand and Jerry Melnyk.

MARCH 2, 1969: Brit Selby and Forbes Kennedy to Toronto for Gerry Meehan and Mike Byers.

MAY 14, 1969: John Miszuk to Minnesota for Wayne Hillman; Ron Buchanan to St. Louis for cash.

JUNE 6, 1969: Don Blackburn and Leon Rochefort to NY Rangers for Reggie Fleming.

JUNE 10, 1969: Bob Barlow to Minnesota for cash.

JUNE 12, 1969: Cash to Montreal for Jean-Guy Gendron.

MAY 20, 1970: Mike Byers to Los Angeles for Brent Hughes.

MAY 22, 1970: Darryl Edestrand and Larry McKillop to Hershey (AHL) for Barry Ashbee.

JUNE 11, 1970: Terry Ball to Pittsburgh for George Swarbrick.



JANUARY 31, 1971: Mike Walton to Boston for Rick MacLeish and Danny Schock.

JANUARY 31, 1971: Bernie Parent and 2nd Round in 1971 (Rick Kehoe) to Toronto for Mike Walton, Bruce Gamble, and 1st Round in 1971 (Pierre Plante).

JUNE 13, 1971: Larry Hillman to Los Angeles for Larry Mickey.

OCTOBER 15, 1971: Andre Lacroix to Chicago for Rick Foley.

NOVEMBER 16, 1971: Larry Mickey to Buffalo for Larry Keenan.

JANUARY 28, 1972: Serge Bernier, Jimmy Johnson, Bill Lesuk to Los Angeles for Bill Flett, Ed Joyal, Ross Lonsberry, and Jean Potvin.

AUGUST 3, 1972: Cash to Boston for John McKenzie.

DECEMBER 14, 1972: Brent Hughes and Pierre Plante to St. Louis for Andre Dupont and 3rd Round in 1973 (Bob Stumpf).

MARCH 5, 1973: Jean Potvin and a player to be named later (Glen Irwin) to NY Islanders for Terry Crisp.

MAY 15, 1973: 1st Round in 1973 (Bob Neely) and future considerations (Doug Favell) to Toronto for the rights to Bernie Parent and 2nd Round in 1973 (Larry Goodenough).

MAY 15, 1973: Rick Foley to Detroit for Serje Lajeunesse.

MAY 23, 1973: Willie Brossart to Toronto for cash.

MAY 25, 1973: Bob Carrier, Tom Trevelyan, Bob Hurlbust, and Jim Stanfield to San Diego (WHL) for Bruce Cowick.

JULY 27, 1973: Doug Favell to Toronto to complete May 15, 1973 trade.

MAY 24, 1974: Larry Wright, Al MacAdam, and 1st Round in 1974 (Ron Chipperfield) to California for Reggie Leach.

MAY 27, 1974: Bill Flett to Toronto for Dave Fortier and Randy Osburn.

SEPTEMBER 16, 1974: 2nd Round in 1975 (Jamie Masters) and rights to Randy Andreachuk to St. Louis for Wayne Stephenson.

SEPTEMBER 16, 1974: Cash to St. Louis for Ted Harris.

DECEMBER 11, 1974: George Pesut to California for Ron Chipperfield.

JUNE 4, 1975: Bill Clement, Don McLean, and 1st Round in 1975 (Alex Forsythe) to Washington for 1st Round in 1975 (Mel Bridgman).

DECEMBER 15, 1975: Bob Sirois to Washington for a player to be named later (John Paddock).

MARCH 9, 1976: Bobby Taylor and Ed Van Impe to Pittsburgh for Gary Inness.

SEPTEMBER 29, 1976: Dave Schultz to Los Angeles for 4th Round in 1977 (Yves Gaillemette) and 2nd Round in 1978 (later transferred to Colorado; Merlin Malinowski).

NOVEMBER 24, 1976: Cash to Washington for Harvey Bennett.

DECEMBER 4, 1976: Bill Collins to Washington for cash.

JANUARY 20, 1977: Larry Goodenough and Jack McIlhargey to Vancouver for Bob Dailey.

ALL-TIME FLYERS TRADES 1967-2014

FEBRUARY 17, 1977: Terry Murray, Bob Ritchie, Steve Coates, and Dave Kelly to Detroit for Rick Lapointe and Mike Korney.

JUNE 17, 1977: Steve Short to Los Angeles for future considerations (Paul Evans).

AUGUST 5, 1977: Mark Suzor to Colorado for Barry Dean.

OCTOBER 28, 1977: Harvey Bennett to Minnesota for Blake Dunlop and 3rd Round in 1978 (Gord Salt).

NOVEMBER 1, 1977: Cash to Detroit for Terry Murray.

NOVEMBER 3, 1977: Paul Evans from Los Angeles to complete June 17, 1977 trade.

JUNE 2, 1978: Fred Shero to NY Rangers for 1st Round in 1978 (Ken Linseman).

JUNE 14, 1978: Tom Bladon, Ross Lonsberry, and Orest Kindrachuk to Pittsburgh for 1st Round in 1978 (Behn Wilson) and future considerations.

AUGUST 31, 1978: Joe Watson to Colorado for cash.

DECEMBER 29, 1978: Drew Callander and Kevin McCarthy to Vancouver for Dennis Ververgaert.

MARCH 3, 1979: Don Saleski to Colorado for future considerations.

JUNE 7, 1979: Blake Dunlop and Rick Lapointe to St. Louis for Phil Myre.

AUGUST 16, 1979: Wayne Stephenson to Washington for 3rd Round in 1981 (Barry Taboondung).

SEPTEMBER 4, 1979: Dennis Sobchuk to Detroit for 5th Round in 1981 (Dave Michayluk).

JANUARY 2, 1980: Cash to Vancouver for Jack McIlhargey.

JUNE 11, 1980: Barry Dean to Edmonton for Ron Areshenkoff and 10th Round in 1980 (Bob O'Brien).

AUGUST 11, 1980: John Paddock to Quebec for cash.

AUGUST 21, 1980: Bob Kelly to Washington for 3rd Round in 1982 (Bill Campbell).

SEPTEMBER 15, 1980: Andre Dupont to Quebec for cash and 7th Round in 1981 (Vladimir Svitek).

NOVEMBER 21, 1980: Norm Barnes and Jack McIlhargey to Hartford for 2nd Round in 1982 (later transferred to Toronto; Peter Ihnacak).

FEBRUARY 26, 1981: Phil Myre to Colorado for cash.

JULY 3, 1981: Rick MacLeish, Blake Wesley, Don Gillen, and 1st Round in 1982 (Paul Lawless), 2nd Round in 1982 (Mark Paterson), and 3rd Round in 1982 (Kevin Dineen) to Hartford for Ray Allison, Fred Arthur, 1st Round in 1982 (Ron Sutter), and 3rd Round in 1982 (Miroslav Dvorak).

NOVEMBER 11, 1981: Mel Bridgman to Calgary for Brad Marsh.

JANUARY 20, 1982: Rick Costello, Hartford's 2nd Round in 1982 (Peter Ihnacak), and future considerations (Ken Strong) to Toronto for Darryl Sittler.

JUNE 9, 1982: Pete Peeters to Boston for Brad McCrimmon.

AUGUST 20, 1982: Greg Adams, Ken Linseman, 1st Round in 1983 (David Jensen) and 3rd Round in 1983 (Leif Karlsson) to Hartford for Mark Howe and 3rd Round in 1983 (Derrick Smith).

OCTOBER 22, 1982: Peter Dineen to Edmonton for Bob Hoffmeyer.

JANUARY 11, 1983: Rick St. Croix to Toronto for Michel Larocque.

JUNE 8, 1983: Behn Wilson to Chicago for Doug Crossman and 2nd Round in 1984 (Scott Mellanby).

OCTOBER 23, 1983: Andy Brickley, Mark Taylor, Ron Flockhart, 1st Round in 1984 (Roger Belanger) and 3rd Round in 1984 (later transferred to Vancouver; Mike Stevens) to Pittsburgh for Rich Sutter, 2nd Round in 1984 (Greg Smyth), and 3rd Round in 1984 (David McLay).

JANUARY 5, 1984: Michel Larocque to St. Louis for cash.

JANUARY 8, 1984: Rick MacLeish to Detroit for future considerations.

FEBRUARY 23, 1984: Paul Holmgren to Minnesota for rights to Paul Guay and 3rd Round in 1985 (Darryl Gilmour).



SEPTEMBER 27, 1984: Sam St. Laurent to New Jersey for future considerations.

OCTOBER 10, 1984: Darryl Sittler to Detroit for Joe Paterson and Murray Craven.

OCTOBER 16, 1984: Future considerations to Winnipeg for Tim Young.

MARCH 12, 1985: Glen Cochrane to Vancouver for 3rd Round in 1986 (later transferred to Vancouver, Dan Gibson).

OCTOBER 11, 1985: Paul Guay and 4th Round in 1986 (Sylvain Couturier) to Los Angeles for Steve Seguin and 2nd Round in 1986 (Jukka Seppo).

ALL-TIME FLYERS TRADES 1967-2014

NOVEMBER 29, 1985: Ed Hospodar and Todd Bergen to Minnesota for Bo Berglund and Dave Richter.

DECEMBER 6, 1985: Len Hachborn to Los Angeles for cash.

DECEMBER 18, 1985: Joe Paterson to Los Angeles for 4th Round in 1986 (Mark Bar).

MARCH 11, 1986: 3rd Round in 1986 (Marc Laniel) to New Jersey for Glenn "Chico" Resch.

JUNE 6, 1986: Rich Sutter, Dave Richter, and Vancouver's earlier acquired 3rd Round in 1986 (Dan Gibson) to Vancouver for J.J. Daigneault, 2nd Round in 1986 (Kent Hawley), and 5th Round in 1987 (later transferred to Vancouver; Sean Fabian).

JUNE 21, 1986: 5th Round in 1986 (Todd McLellan) to New York Islanders for Mike Murray.

OCTOBER 30, 1986: Andre Villeneuve to Montreal for Dom Campedelli.

DECEMBER 18, 1986: Bob Froese to NY Rangers for Kjell Samuelsson and 2nd Round in 1989 (Patrik Juhlin).

MARCH 9, 1987: Dom Campedelli to Edmonton for Jeff Brubaker.

JUNE 13, 1987: 2nd Round in 1987 (Bob Wilkie) to Detroit for Mark Laforest.

JUNE 13, 1987: Vancouver's earlier acquired 5th Round in 1987 (Sean Fabian) to Vancouver for 5th Round in 1989 (later transferred to Vancouver; Peter White).

JULY 21, 1987: Jeff Brubaker to New York Rangers for cash.

AUGUST 26, 1987: Brad McCrimmon to Calgary for 1st Round in 1989 (later transferred to Toronto; Steve Bancroft) and 3rd Round in 1988 (Dominic Roussel).

AUGUST 31, 1987: Darren Jensen and Daryl Stanley to Vancouver for Wendell Young and 3rd Round in 1990 (Kimbi Daniels).

DECEMBER 4, 1987: Mike Stothers to Toronto for 5th Round in 1989 (later transferred to Minnesota; Pat MacLeod).

JANUARY 22, 1988: Lindsay Carson to Hartford for Paul Lawless.

FEBRUARY 9, 1988: 4th Round in 1989 (Jean-Francois Quintin) to Minnesota for Gordie Roberts.

MARCH 1, 1988: Paul Lawless and Vancouver's earlier acquired 5th Round in 1989 (Peter White) to Vancouver for Willie Huber.

MARCH 8, 1988: Gordie Roberts to St. Louis for 5th Round in 1989 later upgraded to 4th Round in 1989 (Reid Simpson).

JUNE 21, 1988: Bill Root to Toronto for Mike Stothers.

JULY 25, 1988: Greg Smyth and 3rd Round in 1989 (John Tanner) to Quebec for Terry Carkner.

SEPTEMBER 1, 1988: Wendell Young and 7th Round in 1990 (Mika Vaila) to Pittsburgh for 3rd Round in 1990 (Chris Therien).

SEPTEMBER 28, 1988: Michael Boyce to NY Rangers for Chris Jensen.

SEPTEMBER 29, 1988: Doug Crossman to Los Angeles for Jay Wells.

NOVEMBER 7, 1988: J.J. Daigneault to Montreal for Scott Sandelin.

NOVEMBER 29, 1988: Peter Zezel to St. Louis for Mike Bullard.

DECEMBER 8, 1988: Toronto's earlier acquired 5th Round in 1989 (Pat MacLeod) to Minnesota for Moe Mantha.



DECEMBER 12, 1988: Future considerations to Winnipeg for Steve Fletcher.

FEBRUARY 7, 1989: 5th Round in 1989 (Keith Carney) to Toronto for Al Secord.

FEBRUARY 7, 1989: Dave Brown to Edmonton for Keith Acton and 6th Round in 1991 (Dimitri Yushkevich).

MARCH 6, 1989: 1st Round in 1989 (Rob Peterson) and Calgary's earlier acquired 1st Round in 1989 (Steve Bancroft) to Toronto for Ken Wregget.

JULY 21, 1989: Shawn Cronin to Winnipeg for future considerations.

AUGUST 28, 1989: 7th Round in 1991 to Toronto for the rights to Jiri Latal.

SEPTEMBER 8, 1989: Mark Laforest to Toronto for 6th Round in 1991 (later upgraded to 5th Round in 1991) and 7th Round in 1991 (previously traded to Toronto for rights to Jiri Latal; Andrei Lomakin).

SEPTEMBER 28, 1989: Pete Peeters and Keith Acton to - Winnipeg for future considerations.

ALL-TIME FLYERS TRADES 1967-2014

OCTOBER 3, 1989: 5th Round in 1991 (acquired earlier from Toronto; Juha Ylonen) and a conditional pick (acquired earlier from Winnipeg for Shawn Cronin) to Winnipeg for Pete Peeters and Keith Acton.

JANUARY 5, 1990: 4th Round in 1990 or 1991 (Oilers' option) to Edmonton for Norman Lacombe. The Oilers exercised the 1990 option and selected Joel Blain.



JANUARY 16, 1990: Dave Poulin to Boston for Ken Linseman.

MARCH 2, 1990: Brian Propp to Boston for 2nd Round in 1990 (Terran Sandwith).

MARCH 5, 1990: Jay Wells and 4th Round in 1991 (Peter Ambroziak) to Buffalo for Kevin Maguire and 2nd Round in 1990 (Mikael Renberg).

JUNE 16, 1990: Kevin Maguire and 8th Round in 1991 (Dimitri Mironov) to Toronto for 3rd Round in 1990 (Al Kinisky).

MARCH 5, 1991: 2nd Round in 1991 (Jim Campbell) to Montreal for Mark Pederson.

MAY 30, 1991: Scott Mellanby, Craig Berube and Craig Fisher to Edmonton for Dave Brown, Corey Foster and the rights to Jari Kurri.

MAY 30, 1991: Jeff Chychrun and the rights to Jari Kurri to Los Angeles for Steve Duchesne, Steve Kasper and 4th Round in 1991 (Aris Brimanis).

JULY 29, 1991: Rights to Mike Bullard to Toronto for 3rd Round in 1993 (Vaclav Prospal).

AUGUST 5, 1991: Shaun Sabol to New York Rangers for future considerations.

AUGUST 8, 1991: Don Biggs to New York Rangers for future considerations.

SEPTEMBER 22, 1991: Ron Sutter and Murray Baron to St. Louis for Rod Brind'Amour and Dan Quinn.

NOVEMBER 13, 1991: Murray Craven and 4th Round (Kevin Smyth) in 1992 to Hartford for Kevin Dineen.

JANUARY 2, 1992: Gord Murphy, Brian Dobbin and 3rd Round in 1992 (Sergi Zholtok) to Boston for Garry Galley, Wes Walz and exchange of Boston's 3rd round in 1993 (Milos Holan) for the Flyers' 4th round in 1993 (Charles Paquette).

FEBRUARY 7, 1992: Tony Horacek to Chicago for Ryan McGill.

FEBRUARY 19, 1992: Rick Tocchet, Kjell Samuelsson, Ken Wregget and 3rd Round (Dave Roche) to Pittsburgh for Mark Recchi, Brian Benning and Los Angeles' 1st Round in 1992 (Jason Bowen). (Benning and 1st Round were obtained by Pittsburgh in a separate transaction with Los Angeles.)

FEBRUARY 27, 1992: Future considerations to Winnipeg for Moe Mantha.

JUNE 20, 1992: Mike Ricci, Peter Forsberg, Steve Duchesne, Kerry Huffman, Ron Hextall, Chris Simon, Flyers 1st Round in 1993 (Jocelyn Thibault) and 1994 and \$15 million to Quebec for Eric Lindros.

OCTOBER 1, 1992: 4th Round in 1993 to Detroit for Brent Fedyk.

OCTOBER 1, 1992: 3rd Round in 1993 and 5th Round in 1994 to Winnipeg for Stephane Beauregard.

DECEMBER 8, 1992: Steve Kasper to Tampa Bay for Dan Vinchelette.

DECEMBER 18, 1992: Mark Pederson to San Jose for Dave Snuggerrud.

JANUARY 16, 1993: Brian Benning to Edmonton for Josef Beranek and Greg Hawgood.

FEBRUARY 2, 1993: Future considerations to Detroit for Bob Wilkie.

MARCH 18, 1993: Greg Paslawski to Calgary for 9th Round in 1993 (E.J. Bradley).

JUNE 11, 1993: Stephane Beauregard to Winnipeg for 3rd Round in 1993 and 5th Round in 1994.

JUNE 20, 1993: Rights to Greg Johnson and 5th round in 1994 (Frederic Deschenes) to Detroit for Jim Cummins and the Flyers' 4th Round in 1993 (previously exchanged for Brent Fedyk).

AUGUST 5, 1993: Shawn Cronin to San Jose for future considerations.

SEPTEMBER 9, 1993: Fifth Round in 1995 (David Arsenault) to Detroit for Stewart Malgunas.

OCTOBER 5, 1993: Terry Carkner to Detroit for Yves Racine and 4th Round in 1994 (Sebastien Vallee).

NOVEMBER 28, 1993: Future considerations to Montreal for Rob Ramage.

NOVEMBER 30, 1993: Greg Hawgood to Florida for future considerations.

ALL-TIME FLYERS TRADES 1967-2014

FEBRUARY 1, 1994: Viacheslav Butsayev to San Jose for Rob Zettler.

FEBRUARY 21, 1994: Future considerations to Montreal for Frederic Chabot.

MARCH 5, 1994: Claude Boivin and the rights to Kirk Daubenspeck to Ottawa for Mark Lamb.

MARCH 18, 1994: Jim Cummins and 4th Round in 1995 to Tampa Bay for Rob DiMaio.

MARCH 21, 1994: Pelle Eklund to Dallas for 8th Round in 1994 (Raymond Giroux).

JUNE 15, 1994: Second Round in 1994 (Ryan Johnson) to Florida as compensation for Bob Clarke.

JUNE 29, 1994: Yves Racine to Montreal for Kevin Haller.

SEPTEMBER 6, 1994: Alexander Selivanov to Tampa Bay for Flyers' 4th Round in 1995 (Radovan Somik).

SEPTEMBER 22, 1994: Tommy Soderstrom to NY Islanders for Ron Hextall and 6th Round in 1995 (Dmitri Tertysny).

FEBRUARY 2, 1995: Scott LaGrand to Tampa Bay for Mike Greenlay.

FEBRUARY 9, 1995: Mark Recchi and 3rd Round in 1995 (Martin Hohenberger) to Montreal for Eric Desjardins, Gilbert Dionne and John LeClair.

FEBRUARY 10, 1995: Mark Lamb to Montreal for undisclosed amount of cash.

FEBRUARY 15, 1995: Josef Beranek to Vancouver for Shawn Antoski.



FEBRUARY 16, 1995: Bob Wilkie and 5th Round in 1997 (Kyle Calder) to Chicago for Karl Dykhuis.

MARCH 8, 1995: Milos Holan to Anaheim for Anatoli Semenov.

MARCH 13, 1995: Ryan McGill to Edmonton for Brad Zavisha and 6th Round in 1995 (Jamie Sokolsky).

APRIL 7, 1995: Garry Galley to Buffalo for Petr Svoboda.

JUNE 27, 1995: Rights to Jeff Finley to Winnipeg for Russ Romaniuk.

JULY 8, 1995: Rob Zettler to Toronto for 5th Round in 1996 (Per-Ragnar Bergqvist).

JULY 12, 1995: 3rd Round (later traded to Washington, Shawn McNeil) and 6th Round (Kai Fischer) in 1996 to Colorado for rights to Garth Snow.

AUGUST 30, 1995: Dimitri Yushkevich and 2nd Round in 1996 (Francis Larivee) to Toronto for 1st Round in 1996 (Dainius Zubrus), 2nd Round in 1997 (Jean-Marc Pelletier) and Los Angeles' 4th in 1996 (later traded to Los Angeles, Mikael Simons).

SEPTEMBER 20, 1995: Andre Faust to Winnipeg for 7th Round in 1997 (later traded to Anaheim).

NOVEMBER 16, 1995: 1st Round (later traded to Phoenix, Daniel Briere) and 4th Round in 1996 (later traded to Buffalo, Mike Martone) and Martin Spanhel to San Jose for Pat Falloon.

DECEMBER 13, 1995: Brent Fedyk to Dallas for Trent Klatt.

DECEMBER 28, 1995: Kevin Dineen to Hartford for future considerations.

JANUARY 23, 1996: Future considerations to Ottawa for Dan Quinn.

FEBRUARY 6, 1996: Chris Herperger and Winnipeg's 7th Round in 1997 (Tony Mahagen) to Anaheim for Bob Corkum.

FEBRUARY 27, 1996: Dominic Roussel to Winnipeg for Tim Cheveldae and 3rd Round in 1996 (Chester Gallant).

MARCH 15, 1996: Craig MacTavish to St. Louis for Dale Hawerchuk.

MARCH 19, 1996: 8th Round in 1996 (Sami Salo) to Ottawa for Kerry Huffman; Anatoli Semenov and rights to Mike Crowley to Anaheim for Brian Wesenberg; Kings' 4th in 1996 (Mikael Simons) to Los Angeles for John Druce and 7th Round in 1997 (Todd Fedoruk).

JULY 18, 1996: Future considerations to Washington for Frank Bialowas.

DECEMBER 15, 1996: Kevin Haller, 1st Round (later transferred to San Jose; Scott Hannan) and the Whalers' 7th Round in 1997 (Andrew Merrick) to Hartford for Paul Coffey and 3rd Round in 1997 (Kris Mallette).

MARCH 18, 1997: Future considerations to Vancouver for Frantisek Kucera.

JUNE 18, 1997: 7th Round in 1997 (Chad Hinz) to Edmonton for the rights to Martin Cervin.

JUNE 21, 1997: 3rd Round in 1997 (Steve Gainey) to Dallas for 2nd Round in 1998 (later traded to Ottawa; Chris Bala).

ALL-TIME FLYERS TRADES 1967-2014

AUGUST 20, 1997: Mikael Renberg and Karl Dykhuis to Tampa Bay for Flyers' first round picks in 1998 (Simon Gagne), 1999 (Maxime Ouellet), 2000 (Justin Williams), and 2001 (Jeff Woywitka).

OCTOBER 15, 1997: Jason Bowen to Edmonton for the rights to Brantt Myhres.

OCTOBER 21, 1997: Future considerations to Ottawa for Mike Maneluk.

JANUARY 17, 1998: Pat Falloon, Vaclav Prospal and a 2nd Round in 1998 (Chris Bala) to Ottawa for Alexandre Daigle.

FEBRUARY 5, 1998: A conditional 6th Round in 1998 (later traded to Flyers-upgraded to 5th Round; Garrett Prosofsky) to Vancouver for Mike Sillinger.

MARCH 4, 1998: Garth Snow to Vancouver for Sean Burke.

MARCH 9, 1998: 6th Round in 1999 (Tore Vikingstad) to St. Louis for Roger Neilson.

MARCH 24, 1998: 3rd Round in 1998 (Justin Morrison) to Vancouver for Dave Babych and the Flyers' 5th Round in 1998 (Garrett Prosofsky); Janne Niinimaa to Edmonton for Dan McGillis and a 2nd Round in 1998 (Jason Beckett).

JUNE 27, 1998: Paul Coffey to Chicago for NY Islanders' 5th Round in 1998 (Francis Belanger); 9th Round in 1999 (Jamie Chamberlain) to Dallas for 9th Round in 1998 (Sergei Skrobot); Dominic Roussel and Jeff Staples to Nashville for 7th Round in 1998 (Cam Ondrik).

AUGUST 6, 1998: Rights to Johan Hedberg to San Jose for 7th Round in 1999 (Pavel Kasparik).

AUGUST 25, 1998: Rights to Raymond Giroux to NY Islanders for 6th Round in 2000 (later transferred to Montreal; Scott Selig).

OCTOBER 5, 1998: Daniel Lacroix to Edmonton for Valeri Zelepukin.

OCTOBER 13, 1998: 3rd Round in 1999 (later transferred to NY Rangers; Patrick Aufiero) to Calgary for 8th Round in 1999 (David Nystrom) and future considerations.

OCTOBER 19, 1998: Trent Klatt to Vancouver for 6th Round in 2000 (later transferred to Atlanta; Jeff Dwyer).

NOVEMBER 12, 1998: Shjon Podein to Colorado for Keith Jones.

NOVEMBER 17, 1998: Mike Maneluk to Chicago for Roman Vopat.

DECEMBER 12, 1998: Chris Gratton and Mike Sillinger to Tampa Bay for Mikael Renberg and Daymond Langkow.

DECEMBER 28, 1998: Petr Svoboda to Tampa Bay for Karl Dykhuis.

JANUARY 8, 1999: Frank Bialowas to Chicago for Dennis Bonvie.

JANUARY 26, 1999: Sergei Klimentiev to Nashville for cash.

JANUARY 29, 1999: Alexandre Daigle to Edmonton for Andrei Kovalenko.

FEBRUARY 10, 1999: Future considerations to Pittsburgh for Sean O'Brien.

MARCH 6, 1999: Andrei Kovalenko to Carolina for Adam Burt.

MARCH 10, 1999: Dainius Zubrus, 2nd Round in 1999 (Matt Carikner) and the NY Islanders' 6th Round in 2000 (Scott Selig) to Montreal for Mark Recchi.

MARCH 20, 1999: Colin Forbes and 5th Round in 1999 (Michal Lanicek) to Tampa Bay for Sandy McCarthy and Mikael Andersson.

MARCH 23, 1999: Cash to Washington for Craig Berube; Dave Babych and 5th Round in 2000 (Nathan Marsters) to Los Angeles for Steve Duchesne.

MAY 25, 1999: 8th Round in 1999 (Antti Jokela) to Carolina for Francis Lessard.

JUNE 1, 1999: Rights to Pat Kavanagh to Vancouver for 6th Round in 1999 (Konstantin Rudenko).

SEPTEMBER 27, 1999: Paul Healy to Nashville for Matt Henderson.

OCTOBER 15, 1999: Future considerations to Atlanta for Jody Hull.



OCTOBER 20, 1999: Karl Dykhuis to Montreal for future considerations.

NOVEMBER 16, 1999: 7th Round in 2001 to Nashville for Steve Washburn.

NOVEMBER 30, 1999: Rastislav Pavlikovsky on loan from the Ottawa Senators.

DECEMBER 9, 1999: Brian Wesenberg to Atlanta for Eric Bertrand.

JANUARY 23, 2000: Rod Brind'Amour, Jean-Marc Pelletier, and 2nd Round in 2000 to Carolina (later transferred to Colorado; Agris Saviels) for Keith Primeau and 5th Round in 2000 (later transferred to NY Islanders; Kristofer Ottoson).

JANUARY 26, 2000: Conditional pick in 2001 to Chicago for Todd White.

ALL-TIME FLYERS TRADES 1967-2014

FEBRUARY 14, 2000: Future considerations to Nashville for Eric Bertrand.

FEBRUARY 15, 2000: Mikael Andersson and Carolina's 5th Round in 2000 (Kristofer Ottoson) to NY Islanders for Gino Odjick.

MARCH 6, 2000: Marc Bureau to Calgary for Travis Brigley and 6th Round in 2001 (Andrei Razin).

MARCH 8, 2000: Mikael Renberg to Phoenix for Rick Tocchet.

MARCH 14, 2000: Sandy McCarthy to Carolina for Kent Manderville; 6th Round (originally acquired from Vancouver; Jeff Dwyer) in 2000 and 6th Round in 2001 (Pasi Nurminen) to Atlanta for Kirby Law.

MAY 31, 2000: 8th Round in 2002 (later transferred to Tampa Bay, Darren Reid) to Carolina for Paul Ranheim.

JUNE 12, 2000: 9th Round in 2000 (Arne Ramholt) to Chicago for Mark Janssens.

JUNE 25, 2000: John Vanbiesbrouck to NY Islanders for 4th Round in 2001 (later transferred to Nashville, Jordan Tootoo); 4th Round in 2000 (Johan Hagglund) to Tampa Bay for 6th Round in 2000 (Roman Cechmanek), 7th Round in 2000 (John Eichelberger) and 9th Round in 2000 (Milan Kopecky).

SEPTEMBER 26, 2000: Regan Kelly to Toronto for Chris McAllister.

SEPTEMBER 29, 2000: Mark Eaton to Nashville for Detroit's 3rd Round in 2001 (Patrick Sharp).

DECEMBER 7, 2000: Gino Odjick to Montreal for P.J. Stock and 6th Round in 2001 (Dennis Seidenberg).

JANUARY 14, 2001: Kevin Stevens to Pittsburgh for John Slaney.

FEBRUARY 13, 2001: 9th Round in 2001 (Marcel Rodman) to Boston for the rights to unsigned draft pick Matt Zultek.

MARCH 13, 2001: 3rd Round in 2001 (later transferred to Toronto, Nicolas Corbeil) to Chicago for Dean McAmmond.

MARCH 13, 2001: Dean Melanson to Washington for Matt Herr.

MAY 24, 2001: Mikhail Chernov to Nashville for Mike Watt.

JUNE 23, 2001: 2nd Round in 2001 (later transferred to Calgary, Andrei Medvedev) to Florida for the rights to Jiri Dopita; 1st Round in 2001 (Tim Gleason) to Ottawa for 1st Round (Jeff Woywitka) and 7th Round (David Printz) in 2001 and Tampa Bay's 2nd Round in 2002 (later transferred to Dallas through Tampa Bay, Tobias Stephan).

JUNE 24, 2001: New York Islanders' 4th Round in 2001 (Jordan Tootoo) to Nashville for 4th Round (later transferred to Carolina, Rob Zepp), 5th Round (Jussi Timonen) and 7th Round (Thierry Douville) in 2001; Nashville's 4th Round in 2001 (Rob Zepp) to Carolina for 3rd Round in 2002 (later transferred to Carolina, Jesse Lane); 4th Round (Aaron Lobb), a compensatory 5th Round (Paul Lynch) and 7th Round (Dennis Packard) in 2001 to Tampa Bay for 3rd Round in 2002 (later transferred Vancouver, Brett Skinner); 8th Round in 2001 (J.F. Soucy) and 9th Round in 2002 (John Toffey) to Tampa Bay for 7th Round in 2002 (Mathieu Brunelle); Dean McAmmond to Calgary for 4th Round in 2002 (Rosario Ruggieri).

JULY 2, 2001: Daymond Langkow to Phoenix for 2nd Round in 2002 (later transferred to San Jose through Tampa Bay, Dan Spang) and 1st Round in 2003 (Jeff Carter).

JULY 31, 2001: Andy Delmore to Nashville for 3rd Round in 2002 (later transferred to Phoenix, Joe Callahan).

AUGUST 20, 2001: Rights to restricted free agent center Eric Lindros to New York Rangers for Pavel Brendl, Jan Hlavac, Kim Johnsson and 3rd Round in 2003 (Stefan Ruzicka).

DECEMBER 17, 2001: Jan Hlavac and Tampa Bay's 3rd Round in 2002 (Brett Skinner) to Vancouver for Donald Brashear and 6th Round in 2002 (later transferred to Columbus, Jaroslav Balastik).

JANUARY 11, 2002: Petr Hubacek and Jason Beckett to Nashville for Yves Sarault.

FEBRUARY 13, 2002: Jesse Boulerice to Carolina for Greg Koehler.

MARCH 5, 2002: Joe DiPenta to Atlanta for Jarrod Skalde.

MARCH 15, 2002: Francis Lessard to Atlanta for David Harlock, 3rd Round (later transferred to Phoenix, Tyler Redenbach) and 7th Round in 2003 (later transferred to San Jose, Joe Pavelski).

MARCH 17, 2002: Kent Manderville to Pittsburgh for Billy Tibbetts.

MARCH 19, 2002: Maxime Ouellet, 1st Round (later transferred to Dallas, Martin Vagner), 2nd Round (Maxime Daigneault) and 3rd Round (Derek Krestanovich) in 2002 to Washington for Adam Oates.

JUNE 12, 2002: Brian Boucher and Nashville's 3rd Round in 2002 (Joe Callahan) to Phoenix for Michal Handzus and Robert Esche.

JUNE 18, 2002: Jiri Dopita to Edmonton for 3rd Round in 2003 (Ryan Potulny).

JUNE 21, 2002: Ruslan Fedotenko, Tampa Bay's 2nd Round in 2002 (later transferred to Dallas, Tobias Stephan) and Phoenix's 2nd in 2002 (later transferred to San Jose, Dan Spang) to Tampa Bay for 1st Round in 2002 (Joni Pitkanen).

JUNE 22, 2002: Carolina's 3rd Round in 2002 (Jesse Lane) to Carolina for 6th Round in 2002 (Nikita Korovkin) and 3rd Round in 2003 (Colin Fraser).

JUNE 23, 2002: Vancouver's 6th Round in 2002 (Jaroslav Balastik) and 7th Round in 2002 (Steven Goertzen) to Columbus for 5th Round in 2003 (David Tremblay).

DECEMBER 6, 2002: Dan McGillis to San Jose for Marcus Ragnarsson.

DECEMBER 19, 2002: Paul Ranheim to Phoenix for conditional pick in 2004.

JANUARY 22, 2003: Future considerations to Calgary for Jamie Wright.

JANUARY 29, 2003: 2nd Round in 2003 (Maxim Lapierre) to Montreal for Eric Chouinard.

ALL-TIME FLYERS TRADES 1967-2014

FEBRUARY 5, 2003: Chris McAllister to Colorado for 6th Round in 2003 (Ville Hostikka); future considerations to Vancouver for Todd Warriner.



FEBRUARY 7, 2003: Pavel Brendl and Bruno St. Jacques to Carolina for Sami Kapanen and Ryan Bast.

MARCH 1, 2003: 4th Round in 2003 (later transferred to Boston, Patrik Valcak) and 7th Round in 2004 (Daniel Taylor) to Los Angeles for Dmitry Yushkevich.

MARCH 9, 2003: 5th Round in 2003 (later transferred to Pittsburgh, Evgeni Isakov) to NY Islanders for Claude Lapointe.

MARCH 10, 2003: Guillaume Lefebvre, Atlanta's 3rd Round in 2003 (later transferred to Phoenix, Tyler Redenbach) and 2nd Round in 2004 (later transferred to NY Rangers, Brandon Dubinsky) to Phoenix for Tony Amonte.

MARCH 11, 2003: Future considerations to Chicago for Peter White.

MAY 28, 2003: Roman Cechmanek to Los Angeles for 2nd Round in 2004 (later transferred to Chicago, Bryan Bickell).

JUNE 22, 2003: Atlanta's 7th Round in 2003 (Joe Pavelski) to San Jose for 6th Round in 2004 (later transferred to Tampa Bay, Karri Ramo); Marty Murray to Carolina for 6th Round in 2004 (Frederik Cabana); 7th Round in 2003 (Dany Roussin) to Florida for 6th Round in 2004 (Ladislav Scurko); 8th Round in 2003 (Raimonds Danilics) to Tampa Bay for 7th Round in 2004 (later transferred to NY Islanders, Chris Campoli); 9th Round in 2003 (Zbynek Hrdel) to Tampa Bay for 9th Round in 2004 (John Carter).

JUNE 30, 2003: Rights to Dmitry Yushkevich to Washington for a conditional 7th Round in 2004.

DECEMBER 16, 2003: Jeff Woywitka, 1st Round in 2004 (Rob Schremp) and 3rd Round in 2005 (Danny Syvret) to Edmonton for Mike Comrie.

DECEMBER 17, 2003: Eric Chouinard to Minnesota for 5th Round in 2004 (Chris Zarb).

JANUARY 20, 2004: Justin Williams to Carolina for Danny Markov.

JANUARY 22, 2004: Tampa Bay's 7th Round in 2004 (Chris Campoli) to NY Islanders for Mattias Timander.

FEBRUARY 9, 2004: Eric Weinrich to St. Louis for 5th Round in 2004 (Gino Pisellini); Mike Comrie to Phoenix for Sean Burke, Branko Radivojevic and Ben Eager.

FEBRUARY 16, 2004: Mike Siklenka to Dallas for Steve Gainey.

FEBRUARY 19, 2004: Jim Vandermeer, Colin Fraser and Los Angeles' 2nd Round in 2004 (Bryan Bickell) to Chicago for Alexei Zhamnov and Washington's 4th Round in 2004 (R.J. Anderson).

MARCH 8, 2004: Rick Kozak and 2nd Round in 2005 (later transferred to Atlanta, Ondrej Pavelec) to NY Rangers for Vladimir Malakhov; Chris Therien to Dallas for Phoenix's 8th Round in 2004 (Martin Houle) and Dallas' 3rd Round in 2005 (later transferred to Tampa Bay, Chris Lawrence).

JUNE 27, 2004: 5th Round in 2004 (Brandon Elliott), 6th Round in 2004 (Jan Zapletal) and San Jose's 6th Round in 2004 (Karri Ramo) to Tampa Bay for 3rd Round in 2005 (Oskars Bartulis).

JULY 29, 2005: Todd Fedoruk to Anaheim for a second round pick in the 2005 NHL Entry Draft (later transferred to Phoenix, Pier-Olivier Pelletier).

JULY 30, 2005: 1st Round in 2005 (Kenndal McArdle) to Florida for 1st Round in 2005 (Steve Downie) and 2nd Round in 2006 (later transferred to Detroit through Phoenix, Cory Emmerton); Anaheim's 2nd Round in 2005 (Pier-Olivier Pelletier) to Phoenix in exchange for Columbus' 4th Round in 2005 (Jeremy Duchesne) and the Coyotes' 2nd Round in 2006 (Andreas Nodl); Dallas' 3rd Round in 2005 (Chris Lawrence) and the Flyers' 4th Round in 2005 (Blair Jones) to Tampa Bay in exchange for a 2nd Round in 2006 (later transferred to Detroit through Phoenix, Shawn Matthias).

AUGUST 2, 2005: Danny Markov to Nashville for a 3rd Round in 2006 (later transferred to Los Angeles, Bud Holloway).

AUGUST 4, 2005: Jeremy Roenick and Nashville's 3rd Round in 2006 (Bud Holloway) to Los Angeles for future considerations.

DECEMBER 5, 2005: Patrick Sharp and Eric Meloche to Chicago for Matt Ellison and 3rd Round in 2006 (later transferred to Montreal, Ryan White).

DECEMBER 28, 2005: Eric Chouinard to Phoenix for Kiel McLeod.

JANUARY 20, 2006: Dennis Seidenberg and 4th Round in 2006 (later transferred to NY Islanders, Tomas Marcinko) to Phoenix for Petr Nedved and 4th Round in 2006 (Joonas Lehtivuori). In addition, the Flyers had the right to switch their third round pick in the 2007 NHL Entry Draft for Phoenix's third round pick in the 2007 NHL Entry Draft (did not exercise option - later transferred to NY Islanders, Mark Katic).

ALL-TIME FLYERS TRADES 1967-2014

JANUARY 23, 2006: Jon Sim to Florida for 6th Round in 2007 (Patrick Maroon).

MARCH 9, 2006: Josh Gratton, Florida's 2nd Round in 2006 (later transferred to Detroit, Cory Emmerton) and Tampa Bay's 2nd Round in 2006 (later transferred to Detroit, Shawn Matthias) to Phoenix for Denis Gauthier; 3rd Round in 2006 (later transferred to Columbus, Tommy Sestito) to San Jose for Niko Dimitrakos.

JUNE 24, 2006: Chicago's 3rd Round in 2006 (Ryan White) to Montreal in exchange for 3rd Round (Jonathan Matsumoto) and 4th Round (Jakub Kovar) in 2006.

AUGUST 2, 2006: Rights to Vaclav Pletka to Chicago for Eric Meloche.

AUGUST 4, 2006: Michal Handzus to Chicago for Kyle Calder.

NOVEMBER 9, 2006: Daniel Corso to Tampa Bay for Darren Reid.

NOVEMBER 13, 2006: 4th Round in 2007 (Justin Vaive) to Anaheim for Todd Fedoruk.

DECEMBER 16, 2006: Freddy Meyer and 3rd Round in 2007 (Mark Katic) to NY Islanders for Alexei Zhitnik.

DECEMBER 20, 2006: Randy Robitaille and 5th Round in 2008 (Matthew Martin) to NY Islanders for Mike York.

FEBRUARY 15, 2007: Peter Forsberg to Nashville for Scottie Upshall, Ryan Parent and 1st Round (later transferred back to Nashville, Jonathon Blum) and 3rd Round (later transferred to Washington, Phil Desimone) in 2007.

FEBRUARY 24, 2007: Alexei Zhitnik to Atlanta for Braydon Coburn.

FEBRUARY 26, 2007: Kyle Calder to Chicago for Lasse Kukkonen and 3rd Round in 2007 (Garrett Klotz).

FEBRUARY 27, 2007: 2nd Round in 2007 (T.J. Brennan) to Buffalo for Martin Biron.

JUNE 4, 2007: Matt Ellison to Nashville for future considerations.

JUNE 18, 2007: Nashville's 1st Round in 2007 (Jonathon Blum) returned to Nashville for rights to Kimmo Timonen and Scott Hartnell.

JUNE 23, 2007: Nashville's 3rd Round in 2007 (Phil Desimone) and a 2nd Round in 2008 (Dmitri Kugrshhev) to Washington for Carolina's 2nd Round in 2007 (Kevin Marshall).

JULY 1, 2007: Joni Pitkanen, Geoff Sanderson and 3rd Round in 2009 (Cameron Abney) to Edmonton for Joffrey Lupul and Jason Smith.

DECEMBER 10, 2007: Jussi Timonen to Dallas for conditional pick in 2009.

DECEMBER 18, 2007: Ben Eager to Chicago for Jim Vandermeer.

FEBRUARY 19, 2008: 3rd Round in 2008 (Geordie Wudrick) to Los Angeles for Jaroslav Modry.

FEBRUARY 20, 2008: Jim Vandermeer to Calgary for 3rd Round in 2009 (Adam Morrison).

FEBRUARY 25, 2008: Alexandre Picard and 2nd Round in 2009 (Richard Panik) to Tampa Bay for Vaclav Prospal.

JUNE 6, 2008: Ryan Potulny to Edmonton for Danny Syvret.

JUNE 18, 2008: Rights to Vaclav Prospal to Tampa Bay for Nashville's 7th Round in 2008 (Joachim Eriksson) and a conditional 4th Round in 2009.

JUNE 20, 2008: Rights to R.J. Umberger and 4th Round in 2008 (Drew Olson) to Columbus for Colorado's 1st Round in 2008 (previously acquired, Luca Sbisa) and 3rd Round in 2008 (Marc-Andre Bourdon); 1st Round in 2008 (John Carlson) to Washington for Steve Eminger and 3rd Round in 2008 (Jacob DeSerres).

JUNE 21, 2008: 7th Round in 2008 (Nick Pryor) to Anaheim for 7th Round in 2009 (Oliver Lauridsen).

JUNE 24, 2008: Triston Grant and 7th Round in 2009 (later transferred to St. Louis, Maxwell Tardy) to Nashville for Janne Niskala.

JUNE 30, 2008: Kyle Greentree to Calgary for Tim Ramholt; Janne Niskala to Tampa Bay for 6th Round in 2009 (Dave Labrecque).

JULY 1, 2008: Denis Gauthier and 2nd Round in 2010 (later transferred to Minnesota, Jason Zucker) to Los Angeles for Patrik Hersley and Ned Lukacevic.

OCTOBER 13, 2008: 4th round in 2009 (Lane MacDermid) and Ned Lukacevic to Boston for Andrew Alberts.

OCTOBER 30, 2008: Tim Ramholt to Nashville for Josh Gratton.

NOVEMBER 3, 2008: Steve Eminger, Steve Downie, and Tampa Bay's 4th Round in 2009 (previously acquired, Alex Hutchings) to Tampa Bay for Matt Carle and San Jose's 3rd Round in 2009 (previously acquired, Simon Bertilsson).

MARCH 4, 2009: Scottie Upshall and 2nd Round in 2011 to Phoenix for Daniel Carcillo.

MARCH 4, 2009: 6th round in 2009 to San Jose for D Kyle McLaren (Trade was later nullified).

JUNE 26, 2009: Joffrey Lupul, Luca Sbisa, 1st Round in 2009 (John Moore), 1st-Round in 2010 (Emerson Etem) and a conditional 3rd round in 2010 (conditions not met) to Anaheim for Chris Pronger and Ryan Dingle.

OCTOBER 20, 2009: Michael Ratchuk to Columbus for Stefan Legein.

ALL-TIME FLYERS TRADES 1967-2014

FEBRUARY 6, 2010: Ole-Kristian Tollefsen and 5th round in 2011 to Detroit for Ville Leino.

JUNE 18, 2010: Ryan Parent to Nashville for Dan Hamhuis.

JUNE 25, 2010: Dan Hamhuis to Pittsburgh for 3rd round in 2011 (later transferred to Phoenix, Harrison Ruopp).

JUNE 26, 2010: Jonathan Matsumoto to Carolina for Washington's 7th round in 2010 (Ricard Bildstrand).

JULY 1, 2010: 2nd round in 2012 (later transferred to Nashville, Colton Sissons) to Tampa Bay for Andrej Meszaros.

JULY 19, 2010: Simon Gagne to Tampa Bay for Matt Walker and 4th round in 2011 (Marcel Noebels).

NOVEMBER 21, 2010: Patrick Maroon and David Laliberte to Anaheim for Danny Syvret and Rob Bordson.

FEBRUARY 14, 2011: 1st (Stuart Percy) and 3rd round (Josh Leivo) in 2011 to Toronto for Kris Versteeg.

FEBRUARY 28, 2011: Greg Moore and rights to Michael Chaput to Columbus for Tom Sestito.

JUNE 7, 2011: Matt Clackson, Pittsburgh's 3rd round in 2011 (previously acquired, Harrison Ruopp) and 3rd round in 2012 (later transferred to Pittsburgh, Oskar Sundqvist) to Phoenix for Ilya Bryzgalov.

JUNE 23, 2011: Jeff Carter to Columbus for Jakub Voracek, 1st Round (Sean Couturier) and 3rd round (Nick Cousins) in 2011.

JUNE 23, 2011: Michael Richards and Rob Bordson to Los Angeles for Wayne Simmonds, Brayden Schenn and 2nd round in 2012 (later transferred to Dallas, Devin Shore).

JUNE 27, 2011: Darroll Powe to Minnesota for 3rd round in 2013 (later transferred to Pittsburgh via Dallas, Jake Guentzel).

JULY 1, 2011: Kris Versteeg to Florida for 2nd round (later transferred to Tampa Bay, Brian Hart) and San Jose's 3rd round in 2012 (Shayne Gostisbehere).

FEBRUARY 16, 2012: Los Angeles's 2nd round in 2012 (previously acquired, Devin Shore) and Minnesota's 3rd round in 2013 to Dallas (later transferred to Pittsburgh, Jake Guentzel). for Nicklas Grossmann.

FEBRUARY 18, 2012: Jonathan Kalinski, Florida's 2nd round in 2012 (previously acquired, Brian Hart) and 4th round in 2013 (later transferred to Ottawa, Tobias Lindberg) to Tampa Bay for Pavel Kubina.

JUNE 22, 2012: Sergei Bobrovsky to Columbus for Ottawa's 2nd round in 2012 (Anthony Stolarz), Vancouver's 4th round in 2012 (Taylor Leier) and Phoenix's 4th round in 2013 (later transferred to Los Angeles, Justin Auger).

JUNE 23, 2012: James van Riemsdyk to Toronto for Luke Schenn.

JANUARY 13, 2013: Luke Pither to Carolina for Brian Boucher and Mark Alt.

FEBRUARY 25, 2013: Mike Testwuide to Calgary for Mitch Wahl.

FEBRUARY 26, 2013: Phoenix's 4th round in 2013 (previously acquired, Justin Auger) to Los Angeles for Simon Gagne.

MARCH 12, 2013: 7th round in 2014 (conditions not met) to Detroit for Kent Huskins; Matthew Ford to Columbus for future considerations.

APRIL 1, 2013: Harry Zolnierczyk to Anaheim for Jay Rosehill.

APRIL 3, 2013: Michael Leighton and 3rd round in 2015 to Columbus for Steve Mason.

JUNE 12, 2013: Shane Harper and 4th round in 2014 (Devon Toews) to NY Islanders for Mark Streit.

JULY 1, 2013: Danny Syvret to NY Rangers for Kris Newbury.

OCTOBER 21, 2013: Max Talbot to Colorado for Steve Downie.

MARCH 4, 2014: Matt Mangene, 3rd round in 2014 (Ilya Sorokon) and 2nd round in 2015 to NY Islanders for Andrew MacDonald.

MARCH 5, 2014: Andrej Meszaros to Boston for 3rd round in 2014 (Mark Friedman).

JUNE 23, 2014: Scott Hartnell to Columbus for R.J. Umberger and 4th round in 2015.

JULY 2, 2014: Tye McGinn to San Jose for 3rd round in 2015.

(Special thanks to Peter Anson for his help in updating this information.)

FLYERS HONOR ROLL

FLYERS BANNER YEARS

1967-68	West Division Champions
1973-74	West Division Champions Stanley Cup Champions
1974-75	Patrick Division Champions Campbell Conference Champions Most Points in NHL Stanley Cup Champions
1975-76	Patrick Division Champions Campbell Conference Champions
1976-77	Patrick Division Champions Campbell Conference Champions
1979-80	Patrick Division Champions Campbell Conference Champions Most Points in NHL
1982-83	Patrick Division Champions
1984-85	Patrick Division Champions Wales Conference Champions Most Points in NHL
1985-86	Patrick Division Champions
1986-87	Patrick Division Champions Wales Conference Champions
1994-95	Atlantic Division Champions
1995-96	Atlantic Division Champions
1996-97	Eastern Conference Champions
1999-00	Atlantic Division Champions
2001-02	Atlantic Division Champions
2003-04	Atlantic Division Champions
2009-10	Eastern Conference Champions
2010-11	Atlantic Division Champions

FLYERS IN THE MID-SEASON NHL ALL-STAR GAME

1967-68	Leon Rochefort
1968-69	Bernie Parent, Ed Van Impe
1969-70	Bobby Clarke, Bernie Parent
1970-71	Bobby Clarke
1971-72	Bobby Clarke, Simon Nolet
1972-73	Bobby Clarke, Gary Dornhoefer
1973-74	Bobby Clarke, Bernie Parent, Ed Van Impe, Joe Watson
1974-75	Bill Barber, Bobby Clarke, Bernie Parent, Fred Shero (Coach), Ed Van Impe, Jimmy Watson
1975-76	Bill Barber, Andre Dupont, Reggie Leach, *Rick MacLeish, Fred Shero (Coach), Wayne Stephenson, Jimmy Watson
1976-77	Tom Bladon, Bobby Clarke, Gary Dornhoefer, Rick MacLeish, Bernie Parent, Fred Shero (Coach), Jimmy Watson, Joe Watson
1977-78	Bill Barber, Tom Bladon, Bobby Clarke, Bob Dailey, Fred Shero (Coach), Wayne Stephenson, Jimmy Watson
1978-79	** Bill Barber, Bobby Clarke
1979-80	Bill Barber, Norm Barnes, Reggie Leach, Rick MacLeish, Pete Peeters, Brian Propp, Jimmy Watson
1980-81	Bill Barber, Bob Dailey, Paul Holmgren, Pete Peeters, Pat Quinn (Coach), Behn Wilson
1981-82	Bill Barber, Brian Propp
1982-83	Mark Howe, Pelle Lindbergh, Darryl Sittler

1983-84	Tim Kerr, Brian Propp
1984-85	Tim Kerr, Pelle Lindbergh
1985-86	Bob Froese, Mark Howe, Mike Keenan (Coach), Tim Kerr, E.J. McGuire (Assistant Coach), Dave Poulin, Brian Propp
1986-87	*** Ron Hextall, Mark Howe, Tim Kerr, Dave Poulin
1987-88	Ron Hextall, Mark Howe, Mike Keenan (Coach), E.J. McGuire (Assistant Coach), Dave Poulin, Kjell Samuelsson
1988-89	Rick Tocchet
1989-90	Brian Propp, Rick Tocchet
1990-91	Rick Tocchet
1991-92	Rod Brind'Amour
1992-93	Mark Recchi
1993-94	Garry Galley, Eric Lindros, Mark Recchi
1994-95	No game was played
1995-96	Eric Desjardins, John LeClair, Eric Lindros, Craig MacTavish
1996-97	Paul Coffey, Dale Hawerchuk, John LeClair, Eric Lindros
1997-98	John LeClair, Eric Lindros
1998-99	John LeClair, Eric Lindros
1999-00	Eric Desjardins, John LeClair, Eric Lindros, Mark Recchi
2000-01	Roman Cechmanek, Simon Gagne
2001-02	Jeremy Roenick
2002-03	Ken Hitchcock (Assistant Coach), Jeremy Roenick
2003-04	Ken Hitchcock (Assistant Coach), Keith Primeau, Jeremy Roenick
2005-06	No game was played
2006-07	Simon Gagne
2007-08	Mike Richards, Kimmo Timonen
2008-09	Jeff Carter
2010-11	Danny Briere, Claude Giroux, Peter Laviolette (co-coach)
2011-12	Claude Giroux, Scott Hartnell, Kimmo Timonen
2012-13	No game was played
2013-14	No game was played

* Alternate for Bobby Clarke

** NHL Challenge Cup

*** Rendezvous '87

FLYERS INDUCTED INTO HOCKEY HALL OF FAME

1984	Sept.	Bernie Parent
1987	June	Bobby Clarke
1988	Sept.	Ed Snider
1990	Sept.	Bill Barber
1992	Sept.	Keith Allen
1997	Nov.	Gene Hart
2002	Nov.	Roger Neilson
2011	Nov.	Mark Howe
2013	Nov.	Fred Shero

FLYERS HONOR ROLL

FLYERS INDUCTED INTO UNITED STATES HOCKEY HALL OF FAME

2003 - Mark Howe
 2007 - John Vanbiesbrouck
 2009 - Tony Amonte
 2009 - John LeClair
 2010 - Derian Hatcher
 2010 - Jeremy Roenick
 2011 - Mike "Doc" Emrick
 2011 - Ed Snider

RETIRED NUMBERS

Bernie Parent - 1
 Mark Howe - 2
 Barry Ashbee - 4
 Bill Barber - 7
 Bobby Clarke - 6

FLYERS MAJOR AWARD WINNERS

ALLEN, Keith	1987-88	Lester Patrick Trophy
BARBER, Bill	2000-01	Jack Adams Award
CECHMANEK, Roman	2002-03	William M. Jennings Trophy
CLARKE, Bobby	1971-72	Bill Masterton Memorial Trophy
	1972-73	Hart Memorial Trophy
		Lester B. Pearson Award
	1974-75	Hart Memorial Trophy
	1975-76	Hart Memorial Trophy
	1979-80	Lester Patrick Trophy
	1982-83	Frank J. Selke Trophy
ESCHE, Robert	2002-03	William M. Jennings Trophy
FROESE, Bob	1985-86	William M. Jennings Trophy
HEXTALL, Ron	1986-87	Vezina Trophy
		Conn Smythe Trophy
HOLMGREN, Paul	2014-15	Lester Patrick Trophy
HOWE, Mark	1985-86	Emery Edge Award
JENSEN, Darren	1985-86	William M. Jennings Trophy
KEENAN, Mike	1984-85	Jack Adams Award
KERR, Tim	1988-89	Bill Masterton Memorial Trophy
LAPERRIERE, Ian	2010-11	Bill Masterton Memorial Trophy
LEACH, Reggie	1975-76	Conn Smythe Trophy
LeCLAIR, John	1996-97	Bud Ice Plus/Minus Award
	1998-99	Bud Ice Plus/Minus Award
LINDBERGH, Pelle	1984-85	Vezina Trophy
LINDROS, Eric	1994-95	Hart Memorial Trophy
		Lester B. Pearson Award
PARENT, Bernie	1973-74	Vezina Trophy
		Conn Smythe Trophy
	1974-75	Vezina Trophy
		Conn Smythe Trophy
POULIN, Dave	1986-87	Frank J. Selke Trophy
QUINN, Pat	1979-80	Jack Adams Award
SHERO, Fred	1973-74	Jack Adams Award
	1979-80	Lester Patrick Trophy
SNIDER, Ed	1979-80	Lester Patrick Trophy

NHL MILESTONE AWARD WINNERS

AMONTE, TONY: - 1,000 GAMES	LECAVALIER, VINCENT - 400 GOALS
BARBER, BILL: - 400 GOALS	MacTAVISH, CRAIG: - 1,000 GAMES
BIRON, MARTIN - 25 SHUTOUTS	PARENT, BERNIE: - 25 SHUTOUTS - 500 GAMES
BRYZGALOV, ILYA - 25 SHUTOUTS	RECCHI, MARK: - 1,000 POINTS - 600 ASSISTS - 400 GOALS - 1,000 GAMES
CLARKE, BOBBY: - 600 ASSISTS - 1,000 POINTS - 1,000 GAMES	RICHARDSON, LUKE: - 1,000 GAMES
DESJARDINS, ERIC - 1,000 GAMES	ROENICK, JEREMY: - 1,000 POINTS - 600 ASSISTS - 1,000 GAMES
FORSBERG, PETER: - 600 ASSISTS	SITTLER, DARRYL: - 400 GOALS - 1,000 GAMES - 1,000 POINTS - 600 ASSISTS
HACKETT, JEFF: - 500 GAMES	TIMONEN, KIMMO - 1,000 GAMES
HATCHER, DERIAN: - 1,000 GAMES	WEINRICH, ERIC: - 1,000 GAMES
HEXTALL, RON: - 500 GAMES	ZHITNIK, ALEXEI: - 1,000 GAMES
HITCHCOCK, KEN: - 750 GAMES COACHED	
LAVIOLETTE, PETER - 750 GAMES COACHED	

FLYERS HONOR ROLL

FLYERS NHL ALL-STARS

Selected at the end of the season by the representatives of the Professional Hockey Writers' Association in each of the NHL cities.

ASHBEE, Barry	1973-74	2nd Team, Defense
BARBER, Bill	1975-76	1st Team, Left Wing
	1978-79	2nd Team, Left Wing
	1980-81	2nd Team, Left Wing
CECHMANEK, Roman	2000-01	2nd Team, Goal
CLARKE, Bobby	1972-73	2nd Team, Center
	1973-74	2nd Team, Center
	1974-75	1st Team, Center
	1975-76	1st Team, Center
DESJARDINS, Eric	1998-99	2nd Team, Defense
	1999-00	2nd Team, Defense
FROESE, Bob	1985-86	2nd Team, Goal
HEXTALL, Ron	1986-87	1st Team, Goal
HOWE, Mark	1982-83	1st Team, Defense
	1985-86	1st Team, Defense
	1986-87	1st Team, Defense
KERR, Tim	1986-87	2nd Team, Right Wing
LEACH, Reggie	1975-76	2nd Team, Right Wing
LeCLAIR, John	1994-95	1st Team, Left Wing
	1995-96	2nd Team, Left Wing
	1996-97	2nd Team, Left Wing
	1997-98	1st Team, Left Wing
	1998-99	2nd Team, Left Wing
LINDBERGH, Pelle	1984-85	1st Team, Goal
LINDROS, Eric	1994-95	1st Team, Center
	1995-96	2nd Team, Center
PARENT, Bernie	1973-74	1st Team, Goal
	1974-75	1st Team, Goal
RECCHI, Mark	1991-92	2nd Team, Right Wing

FLYERS HALL OF FAME

1988 Mar.	Bobby Clarke, Bernie Parent
1989 Mar.	Keith Allen, Bill Barber, Ed Snider
1990 Mar.	Rick MacLeish, Fred Shero
1991 Mar.	Barry Ashbee (posthumous), Gary Dornhoefer
1992 Feb.	Gene Hart, Reggie Leach
1993 Apr.	Joe Scott, Ed Van Impe
1994 Mar.	Tim Kerr
1996 Feb.	Joe Watson
1999 Mar.	Brian Propp
2001 Mar.	Mark Howe
2004 Mar.	Dave Poulin
2008 Feb.	Ron Hextall
2009 Nov.	Dave Schultz

100-POINT CLUB

1972-73	Bobby Clarke	104
1972-73	Rick MacLeish	100
1974-75	Bobby Clarke	116
1975-76	Bobby Clarke	119
1975-76	Bill Barber	112
1992-93	Mark Recchi	123
1993-94	Mark Recchi	107
1995-96	Eric Lindros	115

50-GOAL CLUB

1972-73	Rick MacLeish	50
1975-76	Reggie Leach	61
1975-76	Bill Barber	50
1979-80	Reggie Leach	50
1983-84	Tim Kerr	54
1984-85	Tim Kerr	54
1985-86	Tim Kerr	58
1986-87	Tim Kerr	58
1992-93	Mark Recchi	53
1995-96	John LeClair	51
1996-97	John LeClair	50
1997-98	John LeClair	51

BOBBY CLARKE TROPHY

Awarded annually to the Flyers Most Valuable Player by a selected panel of sportswriters and sportscasters.

1984-85	Pelle Lindbergh	1999-2000	Mark Recchi
1985-86	Mark Howe	2000-01	Roman Cechmanek
1986-87	Ron Hextall	2001-02	Jeremy Roenick
1987-88	Ron Hextall	2002-03	Roman Cechmanek
1988-89	Ron Hextall	2003-04	Mark Recchi
1989-90	Rick Tocchet	2005-06	Simon Gagne
1990-91	Pelle Eklund	2006-07	Simon Gagne
1991-92	Rod Brind'Amour	2007-08	Mike Richards
1992-93	Mark Recchi	2008-09	Mike Richards
1993-94	Eric Lindros	2009-10	Chris Pronger
1994-95	Eric Lindros	2010-11	Claude Giroux
1995-96	Eric Lindros	2011-12	Claude Giroux
1996-97	John LeClair	2012-13	Jakub Voracek
1997-98	John LeClair	2013-14	Claude Giroux
1998-99	Eric Lindros		

BARRY ASHBEE TROPHY

Awarded annually to the most outstanding Flyers defenseman as selected by a panel of sportswriters and sportscasters.

1974-75	Joe Watson	1994-95	Eric Desjardins
1975-76	Jimmy Watson	1995-96	Eric Desjardins
1976-77	Andre Dupont	1996-97	Eric Desjardins
1977-78	Jimmy Watson	1997-98	Eric Desjardins
1978-79	Bob Dailey	1998-99	Eric Desjardins
1979-80	Norm Barnes	1999-2000	Eric Desjardins
1980-81	Bob Dailey	2000-01	Dan McGillis
1981-82	Frank Bathe	2001-02	Kim Johnsson
1982-83	Mark Howe	2002-03	Eric Desjardins
1983-84	Miroslav Dvorak	2003-04	Kim Johnsson
1984-85	Brad McCrimmon	2005-06	Joni Pitkanen
1985-86	Mark Howe	2006-07	Derian Hatcher
1986-87	Mark Howe	2007-08	Kimmo Timonen
1987-88	Mark Howe	2008-09	Kimmo Timonen
1988-89	Kjell Samuelsson	2009-10	Chris Pronger
1989-90	Gord Murphy	2010-11	Andrej Meszaros
1990-91	Kjell Samuelsson	2011-12	Kimmo Timonen
1991-92	Steve Duchesne	2012-13	Kimmo Timonen
1992-93	Garry Galley	2013-14	Kimmo Timonen
1993-94	Garry Galley		

FLYERS HONOR ROLL

YANICK DUPRE CLASS GUY MEMORIAL AWARD

The award honors the memory of Yanick Dupre, who died on August 16, 1997 at the age of 24 after a 16-month battle with leukemia. Dupre played parts of three seasons with the Flyers (1991-92, 1994-95 and 1995-96), recording two goals and 16 penalty minutes in 35 games. He was originally drafted by the Flyers in the third round (50th overall) of the 1991 NHL Entry Draft. This award is presented annually to the Flyer who best illustrates character, dignity and respect for the sport both on and off the ice.

1976-77 Gary Dornhoefer	1995-96 Ron Hextall
1977-78 Joe Watson	1996-97 Shjon Podein
1978-79 Bernie Parent	1997-98 Trent Klatt
1979-80 Andre Dupont	1998-99 Eric Desjardins
1980-81 Bill Barber	1999-2000 Keith Jones
1981-82 Bobby Clarke	2000-01 Keith Primeau
1982-83 Mark Howe	2001-02 Jeremy Roenick
1983-84 Dave Poulin	2002-03 Robert Esche
1984-85 Brad Marsh	2003-04 Sami Kapanen
1985-86 Murray Craven	2005-06 Peter Forsberg
1986-87 Glenn "Chico" Resch	2006-07 Mike Knuble
1987-88 Rick Tocchet	2007-08 Martin Biron
1988-89 Ron Sutter	2008-09 Danny Briere
1989-90 Craig Berube	2009-10 Ian Laperriere
1990-91 Gord Murphy	2010-11 Brian Boucher
1991-92 Kevin Dineen	2011-12 Jaromir Jagr
1992-93 Mark Recchi	2012-13 Scott Hartnell
1993-94 Garry Galley	2013-14 Jake Voracek
1994-95 Mikael Renberg	

PELLE LINDBERGH MEMORIAL TROPHY

Awarded annually to the Flyer who has most improved from the previous season, as voted by his teammates.

1993-94 Mikael Renberg	2003-04 Robert Esche
1994-95 John LeClair	2005-06 Joni Pitkanen
1995-96 Shjon Podein	2006-07 Ben Eager
1996-97 Trent Klatt	2007-08 Braydon Coburn and Riley Cote
1997-98 Colin Forbes	
1998-99 Daymond Langkow	2008-09 Darroll Powe
1999-2000 Luke Richardson	2009-10 Matt Carle
2000-01 Simon Gagne and Dan McGillis	2010-11 Andreas Nodl
	2011-12 Scott Hartnell
2001-02 Justin Williams	2012-13 Jakub Voracek
2002-03 Donald Brashear	2013-14 Michael Raffl

TOYOTA CUP

Awarded annually to the Flyer who accumulated the most points associated with being selected as a "Star of the Game". Five points were awarded for being selected First Star, three points were awarded for a Second Star performance and one point was awarded for a Third Star selection. The Tri-State Toyota Dealers make a donation in the name of the winner to the player's favorite charity.

2000-01 Roman Cechmanek	2008-09 Jeff Carter
2001-02 Simon Gagne	2009-10 Mike Richards
2002-03 Keith Primeau	2010-11 Danny Briere
2003-04 Mark Recchi	2011-12 Claude Giroux
2005-06 Simon Gagne	2012-13 Claude Giroux
2006-07 Simon Gagne	2013-14 Claude Giroux
2007-08 Martin Biron	

GENE HART MEMORIAL AWARD

Awarded annually to the Flyer who plays with the most "heart" has as voted by Philadelphia Flyers Fan Club Board of Directors at their monthly meetings. The award honors the memory of longtime Flyers broadcaster Gene Hart. For 28 years, Flyers broadcaster Gene Hart called the organization's most thrilling moments, and in the process, helped spawn generations of devoted fans. Hart's contributions to the sport were recognized with his induction into the Flyers Hall of Fame in 1992 and the Hockey Hall of Fame in 1997.

2006-07 Sami Kapanen
2007-08 Mike Richards
2008-09 Scott Hartnell
2009-10 Ian Laperriere
2010-11 Claude Giroux
2011-12 Wayne Simmonds
2012-13 Zac Rinaldo
2013-14 Steve Mason

BARRY ASHBEE AWARD

Was presented by the Philadelphia Flyers to the Hershey Bears player who best exemplifies the qualities of the late Flyers defenseman, Barry Ashbee: perseverance, sportsmanship and dedication to hockey. From 1996-97 to 2008-09, this award was presented by the Flyers to the Philadelphia Phantoms best defenseman.

1988 Al Hill	1999 Mark Eaton
1989 Don Nachbaur	2000 Jeff Tory
1990 Mike Stothers	2001 Brad Tiley
1991 Tim Tookey	2002 John Slaney
1992 Dave Fenyyes	2003 Brad Tiley
1993 Chris Jensen	2004 John Slaney
1994 Mitch Lamoureux	2005 Dennis Seidenberg
1995 Mike McHugh	2006 John Slaney
1996 Clayton Norris	2007 John Slaney
1997 John Stevens	2008 Denis Gauthier
1998 Jamie Heward	2009 Danny Syvret

ALL-TIME FLYERS HISTORIC MOMENTS

JUNE 5, 1967: The National Hockey League announced that the league awarded expansion franchises to California, Los Angeles, Minnesota, Philadelphia, Pittsburgh and St. Louis.

JUNE 6, 1967: The Flyers selected 20 players in the National Hockey League Expansion Draft.

OCTOBER 11, 1967: The Flyers meet the California Seals at Oakland in their first game ever, dropping a 5-1 decision.

OCTOBER 18, 1967: The Flyers win their first game ever, 2-1, at St. Louis.

OCTOBER 19, 1967: Flyers play their first game ever at the Spectrum, defeating the Pittsburgh Penguins, 1-0, on a goal by Bill Sutherland. Goaltender Doug Favell recorded the shutout.

NOVEMBER 4, 1967: Leon Rochefort records the Flyers' first ever hat trick, leading Philadelphia to a 4-1 win at Montreal.

JANUARY 16, 1968: Leon Rochefort becomes the first Flyer to participate in a mid-season NHL All-Star Game.

MARCH 1, 1968: Roof of the Spectrum blows off, forcing the Flyers to play the final month of the season "on the road."

MARCH 30, 1968: The Flyers win West Division Championship with a record of 31-32-11 in their first year of existence.

APRIL 4, 1968: Flyers play their first ever playoff game, dropping a 1-0 decision to the St. Louis Blues at the Spectrum.

NOVEMBER 7, 1968: Red Berenson scores six goals as the visiting St. Louis Blues defeat the Flyers, 8-0, at the Spectrum.

JANUARY 30, 1969: The Flyers suffer worst defeat ever, a 12-0 loss to the Chicago Blackhawks at the Spectrum.

JUNE 12, 1969: The Flyers draft Bobby Clarke from the Flin Flon Bombers in the 2nd round (17th overall) of the 1969 NHL Amateur Draft.

OCTOBER 11, 1969: Bobby Clarke plays in his first NHL game.

APRIL 4, 1970: Needing a win or a tie in any of their final six games of the season to make the playoffs, the Flyers lost their 6th consecutive game, 1-0, on a goal by Minnesota's Barry Gibbs on a dump-in play from his own blue line at 7:48 of the third period. Flyers goaltender Bernie Parent lost sight of the puck in the afternoon sun shining through one of the Spectrum's exits.

JANUARY 31, 1971: Flyers trade goaltender Bernie Parent to Toronto along with their 2nd choice in the 1971 NHL Draft for Bruce Gamble, Mike Walton and Toronto's 1st choice (Pierre Plante) in 1971 draft. In addition, the Flyers trade Mike Walton to the Boston Bruins in exchange for Rick MacLeish and Danny Schock.

OCTOBER 28, 1971: Flyers record their 100th regular season win, 3-2, over the Vancouver Canucks at the Spectrum.

FEBRUARY 8, 1972: Goaltender Bruce Gamble suffers what later was diagnosed as a heart attack in the first period of the Flyers game at Vancouver. He continued to play and recorded a 3-1 win.

APRIL 1, 1972: Flyers honor retiring goaltender Bruce Gamble at the Spectrum.



APRIL 2, 1972: At Buffalo, the Sabres' Gerry Meehan scores the game-winning goal with four seconds to play in the final game of the regular season to eliminate the Flyers from the playoffs. The Flyers needed a win or a tie to earn a playoff berth.

JUNE 7, 1972: Bobby Clarke receives the Bill Masterton Memorial Trophy for perseverance, dedication and sportsmanship, becoming the first Flyer to receive an individual NHL award.

JANUARY 17, 1973: Bobby Clarke is named the team's third captain, becoming the youngest captain in NHL history (at age 23).

MARCH 29, 1973: Bobby Clarke becomes the first Flyer, and 9th player in NHL history, to record 100 points in a season with a third-period goal in the Flyers' 4-2 win over the Atlanta Flames at the Spectrum.

APRIL 1, 1973: Rick MacLeish becomes the first Flyer, and 8th player in NHL history, to record 50 goals in one season in a 5-4 loss at Pittsburgh. The goal also was MacLeish's 100th point of the season.

APRIL 10, 1973: Gary Dornhoefer scores the game-winning goal at 8:35 of the first overtime period to give the Flyers a 3-2 win over the visiting Minnesota North Stars, and a 3-2 edge in their best of seven Quarterfinal series. Flyers go on to win series in six games – their first ever playoff series victory.

MAY 15, 1973: Flyers acquire Bernie Parent's NHL rights and Toronto Maple Leafs' 2nd round draft choice (Larry Goodenough) in 1973 in exchange for Doug Favell and Flyers' first round draft choice (Bob Neely) in 1973.

JUNE, 1973: Bobby Clarke receives the Hart Trophy as the NHL's Most Valuable Player, and the Lester B. Pearson Award.

ALL-TIME FLYERS HISTORIC MOMENTS

OCTOBER 11, 1973: Kate Smith appears live at the Spectrum for the first time to perform "God Bless America." Flyers win 1973-74 season opener, 2-0, over Doug Favell and the Toronto Maple Leafs.

MARCH 7, 1974: Bill Clement attempts Flyers' first-ever penalty shot, which was stopped by Detroit's Jim Rutherford.

MARCH 12, 1974: Flyers record their 200th all-time regular season win, 2-1, at Long Island vs. the Islanders.

MAY 9, 1974: Bobby Clarke scores the game-winning goal in Game 2 of the 1974 Stanley Cup Finals at Bruins at 12:01 of the first overtime period. The 3-2 victory evened the Final series at 1-1, and was the Flyers' first victory in Boston since November 12, 1967 (0-16-2).

MAY 19, 1974: Flyers become first expansion team to win the Stanley Cup, defeating the Boston Bruins, 1-0, in Game 6 of the Finals on a goal by Rick MacLeish at the Spectrum. Kate Smith performs "God Bless America" in person at the Spectrum. Goaltender Bernie Parent wins the Conn Smythe Trophy as playoff MVP.

MAY 24, 1974: Flyers obtain Reggie Leach from the California Seals in exchange for Larry Wright, Al MacAdam and the Flyers' first round pick in 1974.



JUNE, 1974: Bernie Parent receives Vezina Trophy as NHL's top goaltender (shared with Tony Esposito), and Fred Shero receives Jack Adams Trophy as NHL Coach of the Year.

JUNE 4, 1974: Flyers defenseman Barry Ashbee, who was forced to leave Game Four after being struck in the eye by a puck in the Flyers' seven-game semi-final series win over the New York Rangers in April of 1974, at the Spectrum, retires.

APRIL 3, 1975: Flyers honor defenseman Barry Ashbee and retire his Jersey No. 4.

MAY 13, 1975: Flyers defeat the New York Islanders, 4-1, in Game 7 of the Semifinals to advance to the Stanley Cup Finals for the second straight season. Kate Smith performs "God Bless America" in person at the Spectrum.

MAY 27, 1975: Flyers defeat the Buffalo Sabres, 2-0, in Game 6 of the Stanley Cup Finals at Buffalo to win their second consecutive Stanley Cup Championship. Goaltender Bernie Parent again wins the Conn Smythe Trophy as the playoff MVP, becoming the first player in NHL history to win the award in consecutive seasons.

JUNE 18, 1975: Bobby Clarke receives his second Hart Trophy as NHL MVP, and Bernie Parent is awarded Vezina Trophy for allowing the fewest number of goals.

JANUARY 11, 1976: Flyers become the first NHL team to defeat the visiting Soviet Army team from the USSR, 4-1, at the Spectrum. Joe Watson scores a shorthanded goal in the contest.

FEBRUARY 29, 1976: Flyers record their 300th all-time regular season victory, defeating the California Seals, 6-1, at the Spectrum.

APRIL 1, 1976: Reggie Leach records his 60th goal of the season, becoming only the 2nd player in NHL history to reach that plateau (Phil Esposito was the other), in the Flyers' 11-2 victory over the Washington Capitals at the Spectrum.

APRIL 3, 1976: Bobby Clarke establishes a team record for points in a season, 119, with an assist on Bill Barber's 50th goal. Barber's goal gave the "LCB" line an NHL record total of 141 goals.

MAY 6, 1976: Reggie Leach scores 5 goals in the Flyers' 6-3 win over the Boston Bruins in Game 5 of the 1975-76 Semifinals at the Spectrum.

MAY 16, 1976: Visiting Montreal Canadiens defeat the Flyers in Game 4 of the Stanley Cup Finals, 5-3, to win the Stanley Cup at the Spectrum. Reggie Leach wins Conn Smythe Trophy as playoff MVP.

MAY, 1976: Reggie Leach scores 19 playoff goals in 16 games giving him 80 goals (61 in regular season) on the season – becoming the first player in NHL history ever to reach that plateau.

JUNE 7, 1976: Bobby Clarke receives Hart Trophy as NHL MVP for the third time in four seasons, becoming only the fifth three-time winner in NHL history.

FEBRUARY 1, 1977: Flyers' wives sponsor first Fight For Lives Carnival. Since that time, there have been 30 Carnivals, raising a total of over \$20 million for cancer and blood disease research and treatment.

FEBRUARY 14, 1977: Al Hill sets NHL record for points by a player in his first NHL game (5) with two goals and three assists in the Flyers' 6-4 victory over the St. Louis Blues at the Spectrum.

MAY 12, 1977: Former Flyers defenseman Barry Ashbee passes away after bout with leukemia.

ALL-TIME FLYERS HISTORIC MOMENTS

DECEMBER 11, 1977: Flyers defenseman Tom Bladen sets NHL record for points by a defenseman (8) in one game with four goals and four assists in the Flyers' 11-1 victory over the Cleveland Barons at the Spectrum.

MARCH 23, 1978: Flyers record 400th all-time regular season victory, defeating the Toronto Maple Leafs, 4-1, at the Spectrum.

APRIL 9, 1978: Flyers honor retiring forward Gary Dornhoefer at the Spectrum.

OCTOBER 11, 1979: Flyers honor retiring goaltender Bernie Parent, who was forced to retire after being inadvertently struck in the eye with a stick on February 17, 1979 vs. the NY Rangers at the Spectrum. In 486 career games with the Flyers, Parent was 232-141-103 with a 2.42 GAA and 50 shutouts. Jersey No. 1 retired.

OCTOBER 14, 1979: Flyers defeat Toronto Maple Leafs, 4-3, at the Spectrum in the first game of a historic 35-game undefeated streak.

DECEMBER 22, 1979: Flyers defeat Bruins, 5-2, at Boston to set a new NHL record of 29 consecutive games without a loss.

JANUARY 6, 1980: Flyers defeat Sabres, 4-2, at Buffalo for 35th consecutive game without a loss – the longest such streak in professional sports history (The streak ends on January 7 as the Flyers lost at Minnesota, 7-1).

MARCH 3, 1980: Flyers honor retired defenseman Joe Watson at the Spectrum.

MARCH 10, 1980: Bobby Clarke and Ed Snider receive Lester Patrick Award for outstanding service to hockey in the United States.

APRIL 3, 1980: Reggie Leach's three goals in a 4-2 victory over Washington give him 50 for the season, making him the first Flyer to reach that plateau in two different years.

MAY 24, 1980: New York Islanders defeat Flyers, 5-4 in overtime, to capture Stanley Cup championship at Long Island.

JUNE, 1980: Pat Quinn receives Jack Adams Award as NHL Coach of the Year.

NOVEMBER 2, 1980: Flyers record 500th all-time regular season victory, defeating the Boston Bruins, 4-2, at the Spectrum. At the time, no other expansion team had won as many as 400 games.

MARCH 19, 1981: Bobby Clarke records his 1,000th NHL point, becoming the 15th player in NHL history to reach that plateau, with a third-period goal in the Flyers' 5-3 win over the Bruins at the Spectrum.

JANUARY 14, 1982: Flyers play host to 10,000,000th all-time fan in defeating the Edmonton Oilers, 8-2, at the Spectrum.

AUGUST 19, 1982: Flyers obtain Mark Howe and a third round pick in 1983 (Derrick Smith) from Hartford in exchange for Ken Linseman, Greg Adams and the Flyers' first and third round picks in 1982.

OCTOBER 23, 1982: Bobby Clarke plays in his 1,000th NHL game, a 4-2 loss to the Penguins at Pittsburgh.

JANUARY 20, 1983: Flyers record their 600th all-time regular season victory, 5-2, over the Calgary Flames at the Spectrum.

APRIL 14, 1983: Jay Snider is named team president and becomes the youngest person to hold such a position in the history of professional sports (at age 26).

JUNE 7, 1983: Bobby Clarke receives Frank J. Selke Trophy as NHL's top defensive forward.



OCTOBER 9, 1983: Bill Barber records his 400th NHL goal, becoming the 19th player in NHL history to reach that plateau, in the Flyers' 7-1 victory over the Pittsburgh Penguins at the Spectrum.

MARCH 22, 1984: Flyers set club record with 13 goals in one game in 13-4 victory over the Pittsburgh Penguins at the Spectrum.

APRIL 7, 1984: Bobby Clarke plays in his last NHL game (playoff contest) vs. the Washington Capitals.

MAY 15, 1984: Bobby Clarke announces his retirement from hockey, and is named Vice President and General Manager of the Flyers.

MAY 24, 1984: Mike Keenan named head coach of the Flyers.

SEPTEMBER 25, 1984: Bernie Parent inducted into Hockey Hall of Fame, becoming first member of Flyers organization to be so honored.

OCTOBER 18, 1984: Flyers tie club record with 13 goals in one game in 13-2 victory over the Vancouver Canucks at the Spectrum.

ALL-TIME FLYERS HISTORIC MOMENTS

NOVEMBER 15, 1984: Flyers honor retiring center Bobby Clarke at the Spectrum. Clarke finished his 15-year NHL career as the Flyers' all-time leading scorer with 358 goals and 852 assists for 1210 points in 1144 games. Jersey No. 16 retired. Kate Smith's recording of "God Bless America" is played prior to the game as the Flyers defeat the Hartford Whalers, improving their record to 55-9-2 in games which her version of "God Bless America" has been played.

FEBRUARY 24, 1985: Flyers record 700th all-time regular season win, a 4-1 victory over the Calgary Flames at the Spectrum.

MARCH 5, 1985: Dave Poulin's overtime goal gives the Flyers a 5-4 win over the NY Islanders and starts an 11-game winning streak as part of the Flyers' 16-1-0 stretch run.

MARCH 16, 1985: Ron Sutter records the 5,000th all-time goal in Flyers history in the first period of the Flyers' 6-1 victory over the Maple Leafs at Toronto.

APRIL 4, 1985: Goaltender Pelle Lindbergh is named the first recipient of the Bobby Clarke Trophy as the Flyers' MVP.

APRIL 13, 1985: Tim Kerr sets NHL playoff marks of most goals in one period (4) and fastest four goals by one player (8:16) in second period of Flyers' 6-5 Division Semifinal victory over the Rangers in New York.

MAY 16, 1985: Dave Poulin scores while Flyers are two men short to boost Philadelphia to a 3-0 victory over Quebec, clinching Wales Conference Championship series in six games. It is the Flyers' fifth conference title in the eleven years the NHL has been structured by conferences.

MAY 30, 1985: Edmonton Oilers defeat Flyers, 8-3, in Game 5 of the Final series to capture their second consecutive Stanley Cup Championship.

JUNE 12, 1985: Pelle Lindbergh wins Vezina Trophy as top goaltender in NHL and Mike Keenan garners Jack Adams Award as NHL Coach of the Year.

AUGUST 22, 1985: Bill Barber announces his retirement after 12 NHL seasons, all as a Flyer.

NOVEMBER 14, 1985: Flyers honor the memory of Pelle Lindbergh who was fatally injured in an automobile accident on November 10, 1985.

NOVEMBER 17, 1985: Flyers win club record 13th consecutive game, 5-4, over the Islanders at the Spectrum on an overtime goal by Murray Craven. The 13 consecutive wins match the fourth-longest streak in NHL history.

MARCH 6, 1986: Flyers honor retiring left wing Bill Barber at the Spectrum. Barber retires as the Flyers' all-time leading goal scorer, and second-leading point scorer with 420 goals and 463 assists for 883 points in 903 games.

APRIL 6, 1986: Tim Kerr sets a new NHL record with his 34th power play goal of the season, as the Flyers beat the Capitals, 5-3.

APRIL 6, 1986: Flyers defeat Washington Capitals, 5-3, to win division title for third time in four seasons and ninth time in the club's 19-year history. The win also enables the Flyers to tie the club record of 53 wins in a season, set in 1984-85.

MAY 21, 1986: Bob Froese and Darren Jensen share Jennings Trophy as the goaltenders for the team with the lowest goals-against average during the regular season, and Mark Howe receives the Emery Edge Award as the player with the top plus/minus rating in the NHL.

OCTOBER 9, 1986: Rookie goaltender Ron Hextall makes his NHL debut vs. the Edmonton Oilers, winning 2-1.

JANUARY 15, 1987: The Flyers defeat the Montreal Canadiens, 6-3, at the Spectrum to record the 800th victory in franchise history.

JANUARY 21, 1987: Mark Howe records his 1000th point as a professional hockey player.

MARCH 16, 1987: The Flyers clinch their third consecutive Patrick Division Championship. It is the Flyers' eighth division title in the 13 years since the four division alignment was established.

MARCH 17, 1987: Tim Kerr records a Flyers-record fourth consecutive 50-goal season.



MAY 14, 1987: The Flyers defeat the Montreal Canadiens, 4-3, at the Forum to capture their second Prince of Wales Conference Championship in three years.

MAY 28, 1987: J.J. Daigneault scores at 14:28 of the third period to give the Flyers a 3-2 victory over the Edmonton Oilers in Game 6 of the Stanley Cup Finals. All three of the Flyers victories in the round have come after the Oilers have taken a 2-0 lead in each game. Brian Propp's crucial third-period power play goal gives him 28 points for the playoff year, a new Flyers record.

MAY 31, 1987: The Edmonton Oilers defeat the Flyers, 3-1, in Game 7 of the Finals to win the Stanley Cup. It is the first Final-series seventh game since 1971. Ron Hextall is awarded the Conn Smythe Trophy as playoff MVP. Hextall also establishes a new NHL record for minutes played in a playoff year with 1540. Pelle Eklund's first period assist gave him 20 on the playoff year, a new Flyers record.

ALL-TIME FLYERS HISTORIC MOMENTS

JUNE 10, 1987: Ron Hextall wins the Vezina Trophy as the league's best goaltender and is named an NHL First Team All-Star and to the NHL All-Rookie Team. Dave Poulin is awarded the Frank J. Selke Trophy as the league's best defensive forward, and Mark Howe is named an NHL First-Team All-Star.

JUNE 15, 1987: Bobby Clarke is inducted into the Hockey Hall of Fame.

OCTOBER 8, 1987: The Kate Smith statue is dedicated outside the Spectrum.

DECEMBER 8, 1987: Ron Hextall becomes the first NHL goalie to score a goal by shooting the puck into the opposing net as the Flyers defeat Boston, 5-2, at the Spectrum.

FEBRUARY 8, 1988: Keith Allen is awarded the Lester Patrick Trophy.

MARCH 22, 1988: Bob Clarke and Bernie Parent are made charter inductees of the Flyers' Hall of Fame.

APRIL 10, 1988: Murray Craven's OT goal caps a dramatic 5-4 Flyers victory over the Capitals in Game 4 of the Patrick Division Semifinals. The Flyers overcame a 4-1 deficit with under ten minutes to play in the third period.

JUNE 1, 1988: Paul Holmgren becomes the first former Flyer to be named the team's head coach.

SEPTEMBER 7, 1988: Ed Snider is inducted into the Hockey Hall of Fame.

NOVEMBER 24, 1989: The Flyers defeat the Edmonton Oilers, 5-1, at the Spectrum to record the 900th win in franchise history.

MARCH 16, 1989: Bill Barber, Keith Allen and Ed Snider are inducted into the Flyers' Hall of Fame.

APRIL 2, 1989: Rick Tocchet records his 45th goal of the season, becoming one of only eight Flyers to join the 40-goal club.

APRIL 11, 1989: Ron Hextall scores his second career goal and becomes the first goalie to record a playoff goal, as the Flyers defeat Washington, 8-5, at the Capital Centre.

APRIL 29, 1989: Ken Wregget, starting in place of the injured Ron Hextall, leads the Flyers to a 4-1 victory over the Pittsburgh Penguins in Game 7 of the Patrick Division Finals. It is the Flyers' tenth trip to the Semifinals in 17 years.

JUNE 16, 1989: Tim Kerr is awarded the Bill Masterton Memorial Trophy.

MARCH 22, 1990: Fred Shero and Rick MacLeish are inducted into the Flyers' Hall of Fame.

APRIL 16, 1990: Bob Clarke is fired as the Flyers' General Manager, ending his 21-year association with the franchise.

JUNE 16, 1990: The Flyers make Mike Ricci their first selection (4th overall) in the NHL Entry Draft. It is the Flyers' highest selection since Ron Sutter was taken with the same pick in 1982.

SEPTEMBER 24, 1990: Bill Barber is inducted into the Hockey Hall of Fame.

OCTOBER 11, 1990: Bill Barber's jersey number 7 is retired by the Flyers.

MARCH 21, 1991: Gary Dornhoefer and, posthumously, Barry Ashbee are inducted into the Flyers' Hall of Fame.

OCTOBER 4, 1991: The Flyers open their 25th anniversary season against the Capitals in Washington.

JANUARY 17-18, 1992: The Flyers and the City of Philadelphia host the NHL All-Star Weekend. Friday night featured the NHL Heroes of Hockey Game and the NHL All-Star Skills Competition. On Saturday, the Campbell Conference defeated the Wales Conference by the score of 10-6 in the 43rd NHL All-Star Game. Center Rod Brind'Amour was the Flyers' lone representative on the Wales Conference squad.

FEBRUARY 13, 1992: Gene Hart and Reggie Leach are inducted into the Flyers' Hall of Fame.

APRIL 1, 1992: The NHL Players Association goes on strike for the first time in league's 75-year history.

APRIL 10, 1992: The NHL players and owners reach a settlement, ending the 10-day players strike.

JUNE 10, 1992: Bob Clarke rejoins the Flyers as Senior Vice President.

JUNE 30, 1992: The Flyers are awarded the rights to 19-year-old Eric Lindros by arbitrator Larry Bertuzzi. In one of the most publicized trades in hockey history, the Flyers sent goaltender Ron Hextall, defenseman Steve Duchesne and Kerry Huffman, centers Mike Ricci and Peter Forsberg, left wing Chris Simon, No. 1 draft picks in 1993 and 1994 and \$15 million to the Quebec Nordiques in return for Eric Lindros.

JULY 15, 1992: The Flyers complete the biggest transaction in team history by signing center Eric Lindros to an unprecedented six-year contract.

SEPTEMBER 21, 1992: Keith Allen becomes the fifth member of the Flyers organization inducted into the Hockey Hall of Fame, joining Bernie Parent, Bobby Clarke, Ed Snider and Bill Barber.

JANUARY 9, 1993: The Flyers record the 1,000th win in team history vs. the NY Rangers.

MARCH 7, 1993: Right wing Mark Recchi records his 100th point of the season at the New Jersey Devils, becoming the fourth player in Flyers history to record 100 or more points in a season.

MARCH 13, 1993: The Flyers vs. Los Angeles Kings game held at the Spectrum is postponed, following the first period, due to severe weather and blizzard conditions which caused a pane of glass on the Spectrum concourse to break. The game was replayed, in its entirety, on April 1, 1993.

ALL-TIME FLYERS HISTORIC MOMENTS

MARCH 14, 1993: The Flyers at Whalers game in Hartford is postponed due to severe weather. The game was played, in its entirety, on April 16, 1993 at the Hartford Civic Center.

MARCH 24, 1993: Center Eric Lindros scores his 35th goal of the season at the New York Rangers, passing Brian Propp (34), to break the team record for most goals in a season by a rookie. Lindros finished the season with 41 goals.

APRIL 1, 1993: Right wing Mark Recchi scores his 50th goal of the season vs. the Los Angeles Kings, becoming the fifth player in Flyers history to score 50 or more goals in a season.

APRIL 8, 1993: Joe Scott and Ed Van Impe are inducted into the Flyers' Hall of Fame.

APRIL 12, 1993: Mark Recchi collects an assist vs. the New York Rangers, breaking Bobby Clarke's team record for most points (119 in 1975-76). Recchi finished the season with 123 points.

OCTOBER 21, 1993: The scheduled Flyers vs. NY Islanders game is moved to October 22 to avoid a conflict with Game Five of the 1993 World Series.

MARCH 1, 1994: Jay Snider resigns as president of the Flyers.

MARCH 8, 1994: Tim Kerr is inducted into the Flyers' Hall of Fame.

MARCH 31, 1994: Mikael Renberg scores a goal vs. Calgary, breaking Dave Poulin's team record for points in a season by a rookie (76 in 1983-84). Renberg finishes the season with 82 points.

APRIL 12, 1994: Mikael Renberg is named the first recipient of the Pelle Lindbergh Memorial Trophy as the Flyers' most improved player, as voted by his teammates.

JUNE 15, 1994: Bob Clarke is named team president and general manager.

SEPTEMBER 6, 1994: Eric Lindros is named the eleventh team captain in club history. At 21 years old, Lindros becomes the youngest captain in Flyers history.

SEPTEMBER 30, 1994: NHL Commissioner Gary Bettman announced the postponement of the start of the 1994-95 regular season due to a failure to come to terms on a new Collective Bargaining Agreement between the League and the NHL Players' Association.

JANUARY 13, 1995: NHL Commissioner Gary Bettman and NHL Players' Association Executive Director Bob Goodenow announced that they have reached an agreement on a new Collective Bargaining Agreement and that a 48-game season would begin on January 20.

MAY 7, 1995: Flyers defeat Buffalo, 4-3, in overtime in Game One of Eastern Conference Quarterfinals. The win was the Flyers' first playoff victory since a 2-1 overtime victory at Montreal in Game Five of Wales Conference Finals on May 9, 1989.

JULY 6, 1995: Eric Lindros is named the winner of the 1994-95 Hart Memorial Trophy as the NHL's MVP. Lindros becomes the second Flyer to capture the award (Bob Clarke in 1972-73, 1974-75 and 1975-76). Lindros and John LeClair were named to the NHL First All-Star Team.

DECEMBER 18, 1995: The Flyers acquire an expansion franchise in the American Hockey League to commence operations with the start of the 1996-97 season. The Philadelphia Phantoms replaced the Hershey Bears as the Flyers' top minor league affiliate.



FEBRUARY 22, 1996: Joe Watson is inducted into the Flyers' Hall of Fame.

MARCH 19, 1996: Ed Snider, Pat Croce and Comcast Corporation announce the formation of the Comcast-Spectacor Venture that will create a super-regional sports partnership for the Delaware Valley. The venture will own and operate the Philadelphia 76ers basketball team, the Philadelphia Flyers hockey team, the CoreStates Spectrum and the new CoreStates Center. The transaction was finalized on July 17, 1996.

MARCH 25, 1996: Ron Hextall stops all 21 Hartford shots to record his second consecutive shutout. He was the first Flyers goaltender to record shutouts in consecutive regular season games since Bernie Parent on October 11 and 13, 1973. Eric Lindros registers a goal and two assists in the game to break the 100-point plateau for the first time in his career. Lindros is the fifth Flyer to eclipse the 100-point barrier.

APRIL 10, 1996: John LeClair records his 50th goal of the season at New Jersey, becoming the sixth player in the Flyers history to score 50 or more goals in a season.

APRIL 11, 1996: The Flyers defeat the Montreal Canadiens, 3-2, in the team's final regular season home game at the Spectrum. John LeClair's second-period goal was the game-winning goal and the final Flyers goal scored in a regular season game at the Spectrum.

APRIL 16, 1996: Ron Hextall records his 36th playoff win as a Flyer, setting a new team record for career playoff wins (passing Bernie Parent - 35) in Game One of the Eastern Conference Quarterfinals vs. Tampa Bay.

ALL-TIME FLYERS HISTORIC MOMENTS

MAY 12, 1996: Mike Hough's goal at 8:05 of the second overtime period gives the Florida Panthers a 2-1 win over the Flyers in Game Five and a three-games-to-two lead in their Eastern Conference Semifinal series. The Panthers won the series in six games. Game Five was the Flyers' final game at the Spectrum.

AUGUST 31, 1996: The CoreStates Center opens with a contest between USA and Canada in the inaugural World Cup of Hockey Tournament. USA won the game, 5-3, in front of a sold-out crowd.

OCTOBER 5, 1996: The Flyers play their first regular season game at the CoreStates Center. The Florida Panthers won the game, 3-1, but right wing Dainiuis Zubrus became the youngest player in Flyers history at 18 years, three months and 20 days old on opening night. Zubrus also recorded his first NHL goal in the game.

OCTOBER 7, 1996: The Flyers record the 700th home win in franchise history with 3-1 win vs. New Jersey.

DECEMBER 22, 1996: Chicago's Sergei Krivokrasov scores at 2:38 of the first period to end the Flyers' team record shutout streak at 265 minutes and eight seconds and their streak of four consecutive shutouts.

JANUARY 29, 1997: Rod Brind'Amour plays in his 288th consecutive game for the Flyers, breaking the team record for most consecutive games played.

FEBRUARY 2, 1997: The 21st Annual Flyers' Wives Fight for Lives Carnival raises \$1,024,455. It was the first time that the Carnival topped the \$1 million mark in proceeds.

APRIL 13, 1997: John LeClair records his 50th goal of the season to become only the second player in Flyers history to reach the 50-goal mark in consecutive seasons.

APRIL 26, 1997: The Flyers defeat the Pittsburgh Penguins, 6-3, in Game Five of the Eastern Conference Quarterfinals and win the series, four games to one. Mario Lemieux scored a goal in his last NHL game before returning to play in the 2000-01 season. Rod Brind'Amour recorded two shorthanded goals in the first period, tying the NHL record for most shorthanded goals in a period and a game. At 54 seconds apart, Brind'Amour's two shorthanded goals were the second fastest scored by one player in NHL Playoff history.

MAY 23, 1997: Eric Lindros scores the game-winning goal with 6.8 seconds remaining in regulation as the Flyers defeated the NY Rangers, 3-2, in Game Four of the Eastern Conference Finals. It was the latest game-winning goal in Flyers Playoff history.

MAY 31, 1997: The Flyers fall to the Detroit Red Wings in Game One of the Stanley Cup Finals, 4-2, in front of 20,291 fans at the CoreStates Center. At the time, it is the largest single-game home attendance in team history.

NOVEMBER 17, 1997: Gene Hart is enshrined into the Hockey Hall of Fame after his selection as the recipient of the Foster Hewitt Memorial Award. He became the sixth member of the Flyers organization to be so honored.

FEBRUARY 8-24, 1998: The NHL suspends operations for 17 days to allow NHL player participation in the 1998 Winter Olympic Games in Nagano, Japan. Ten members of the Flyers organization take part (Canada: Bob Clarke - GM, Wayne Cashman - Assistant Coach, Rod Brind'Amour, Eric Desjardins, Eric Lindros; USA: Paul Holmgren - Assistant Coach, John LeClair, Joel Otto; Czech Republic: Petr Svoboda; Finland: Janne Niinimaa).

FEBRUARY 28, 1998: Eric Lindros scores the game-winning goal at NY Rangers, his 500th point in the NHL. He became the fifth fastest to reach 500 points in NHL history (in 352 games; Wayne Gretzky - 234 games; Mario Lemieux - 287 games; Peter Stastny - 322 games and Mike Bossy - 349 games).

APRIL 13, 1998: John LeClair records his 50th goal of the season at Buffalo. He became the first American-born player to reach the 50-goal mark three times and the second Flyer to record three consecutive 50-goal seasons (Tim Kerr 1983-84 through 1986-87).

JUNE 10, 1998: The Philadelphia Phantoms, the Flyers' American Hockey League affiliate, defeat the Saint John Flames, 6-1, to capture the Calder Cup championship, four games to two. The Phantoms became the fourth Flyers affiliate to capture the Calder Cup; joining the 1988 Hershey Bears and back-to-back titles by the Maine Mariners in 1978 and 1979.

JULY 15, 1998: Comcast-Spectacor announces the change of its arena names to the First Union Center and the First Union Spectrum.



NOVEMBER 20, 1998: Goaltender Ron Hextall allows one goal on 19 shots to record a 3-1 win at Carolina to register his 233rd win as a Flyer. With the win, Hextall moves past Bernie Parent into first place on the Flyers' All-Time List in wins.

JANUARY 16, 1999: Toronto Maple Leaf Steve Sullivan's goal at 6:31 of the first period ends John Vanbiesbroeck's team record shutout streak at 218 minutes and 42 seconds from January 3 through 16.

FEBRUARY 20, 1999: Center Eric Lindros was scoreless at Ottawa, ending his 18-game point-scoring streak from January 7 through February 18 (14G,21A). Lindros tied Bobby Clarke for the longest such streak in team history.

ALL-TIME FLYERS HISTORIC MOMENTS

MARCH 4, 1999: Brian Propp was inducted into the Flyers' Hall of Fame.

MARCH 13, 1999: Goaltender Ron Hextall plays his 487th game as a Flyer in a game at Pittsburgh, moving him past Bernie Parent into first place on the Flyers' All-Time Games Played List.

MARCH 21, 1999: The Flyers defeated the Detroit Red Wings, 5-4, at the First Union Center, ending a team record 12-game winless streak from February 24 through March 16 (0-8-4). The Flyers also posted a 15-game undefeated streak from December 12, 1998 through January 13, 1999 (10-0-5). The Flyers became the only team in NHL history to record both a streak of 10-or-more games undefeated and a streak of 10-or-more games winless in the same season.

APRIL 18, 1999: Eric Desjardins is awarded his fifth consecutive Barry Ashbee Trophy as the most outstanding Flyers defenseman and the first Yanick Dupre Memorial Class Guy Award winner as the Flyer who best illustrates character, dignity and respect for the sport both on and off the ice, as selected by the Philadelphia Chapter of the Professional Hockey Writers' Association. Desjardins' fifth Barry Ashbee Trophy is the most by any defenseman in team history. The Yanick Dupre Memorial Class Guy Award honors the memory of Yanick Dupre who died on August 16, 1997, after a 16-month battle against leukemia. Dupre played parts of three seasons with the Flyers (1991-92, 1994-95 and 1995-96).

JULY 14, 1999: Gene Hart, "Voice of the Flyers", dies at the age of 68. The Flyers hold a memorial service at the First Union Center on Sunday, July 18, to honor Hart for his contributions to the organization and the City of Philadelphia over his 32-year career.

JULY 23, 1999: Flyers defenseman Dmitri Tertshny is fatally injured in a boating accident at the age of 22. Tertshny recorded 10 points (2G,8A) in 62 games during his rookie season of 1998-99. The Flyers and Phantoms played a benefit game in his memory on September 21 of that year, with all net proceeds placed in a scholarship fund for the unborn son of Dmitri and his widow, Polina. The Flyers win the game, 6-1.

OCTOBER 2, 1999: Mark Eaton appeared in his first NHL game, becoming the first Philadelphia-area native to play for the Flyers. Rod Brind'Amour misseed the game because of a fracture in his left foot, ending his franchise record of 484 consecutive games played.

OCTOBER 24, 1999: John Vanbiesbrouck records his third consecutive shutout, a career first, and becomes only the fourth goaltender during the 1990s to post three consecutive shutouts. In all, he will not allow a goal in 227 minutes, 40 seconds (parts of five games, 10/17/99-10/26/99) to set a team record for one goalie and a personal best.



DECEMBER 6, 1999: Ed Snider receives the Anti-Defamation League's prestigious Americanism Award.

JANUARY 2, 2000: Eric Desjardins registers three assists, which gives him 231 points as a Flyer and places him second among defensemen on the team's career list (Mark Howe, 480).

JANUARY 8, 2000: Rod Brind'Amour records his 600th point as a Flyer, becoming only the seventh player in team history to reach that plateau.

MARCH 21, 2000: Rick Tocchet is assessed five penalty minutes for fighting, giving him 1,700 PIM as a Flyer, the first player in franchise history to reach that mark.

MARCH 27, 2000: Eric Desjardins is named the 12th captain in Flyers history.

APRIL 6, 2000: Eric Desjardins is awarded his sixth consecutive Barry Ashbee Trophy as the team's most outstanding defenseman. No other Flyers defenseman has won the award more than four times.

APRIL 8, 2000: John LeClair scores his 40th goal, becoming the first player in Flyers history to score 40 or more goals in five consecutive seasons.

APRIL 9, 2000: The Flyers defeat the New York Rangers, 4-1, and capture their 13th division championship.

MAY 2, 2000: Andy Delmore scores his first two career playoff goals, including the game winner in overtime, to give the Flyers a 4-3 win at Pittsburgh in Game Three of the Eastern Conference Semifinals. He is the first Flyers rookie defenseman to score two goals in a playoff game.

MAY 4, 2000: Keith Primeau scores at 12:01 of the fifth overtime period to give the Flyers a 2-1 win at Pittsburgh in Game Four of the Eastern Conference Semifinals. It is the longest game in modern NHL history (152:01). Only a pair of six-overtime playoff contests in the 1930s were longer. In addition, the game's elapsed time of six hours, 56 minutes sets an NHL record. The Flyers' 72 shots and the game's combined 130 shots both set team records for an overtime game.

MAY 7, 2000: Andy Delmore becomes the first NHL rookie defenseman to record a hat trick in a postseason game as the Flyers defeat Pittsburgh, 6-3, in Game Five of the Eastern Conference Semifinals. Mark Recchi records a goal and four assists, tying Flyers records for assists and points in a playoff game.

DECEMBER 10, 2000: The Flyers named Bill Barber the 14th head coach in team history, replacing Craig Ramsay. The Flyers defeat the New York Islanders, 5-2, at the First Union Center for Barber's first win as head coach.

ALL-TIME FLYERS HISTORIC MOMENTS

DECEMBER 28, 2000: The Flyers lose 4-3 at Tampa Bay. The loss ends the Flyers' eight-game undefeated streak (5-0-3-0) under Head Coach Bill Barber. It is the second best start of an NHL head coaching career and the longest undefeated streak following an in-season coaching change in NHL history.

MARCH 13, 2001: Mark Recchi posted a goal and two assists in 5-2 win vs. St. Louis. His goal vs. St. Louis was his 1,000 career NHL point (60th player in NHL history to reach this milestone).

MARCH 15, 2001: Mark Howe, the leading scorer among defensemen in Flyers history, became the 17th member of the organization to be inducted into the Flyers Hall of Fame in an on-ice ceremony at the First Union Center prior to the Flyers' game vs. the Minnesota Wild.

MARCH 31, 2001: Goaltender Roman Cechmanek stopped all 21 shots faced to record a 1-0 win vs. the Detroit Red Wings. It was his 10th shutout of the season; the second most by a rookie or first-year goalie since Tony Esposito posted 15 shutouts during the 1969-70 season. His 10 shutouts are the most by a Flyers goaltender since Bernie Parent registered 12 during the 1974-75 season.

APRIL 8, 2001: Flyers win 2-1 at Buffalo. With the win, the Flyers recorded 100 points for the 14th time in 34 seasons. This game marked the end of the Flyers' regular use of orange jerseys on the road. Starting with the 2001-02 season, the Flyers began wearing their black jersey for road contests.

JUNE 14, 2001: The Flyers signed left wing John LeClair to a new five-year contract.

JUNE 14, 2001: Head Coach Bill Barber wins the Jack Adams Award as "the NHL coach adjudged to have contributed the most to his team's success." Barber is the first winner to receive this award after taking his position in-season and the eighth head coach to win in his first NHL season.



AUGUST 20, 2001: The Flyers trade the rights to restricted free agent center Eric Lindros to the New York Rangers in exchange for right wing Pavel Brendl, left wing Jan Hlavac, defenseman Kim Johnsson and a third round pick in the 2003 NHL Entry Draft.

SEPTEMBER 20, 2001: The Flyers and New York Rangers skate to a 2-2 tie in a preseason game that was suspended after two periods so everyone in attendance at the First Union Center could watch President George W. Bush's address to Congress which was televised live in the arena. Through the generosity of the fans, players and ownership, the Flyers raised \$120,000 for the Twin Towers Fund. The \$120,000 donation represented the monies collected after the Flyers matched \$2 for every \$1 donated by the fans attending the game and the monies raised through the auction of game-used jerseys and sticks from the game.

OCTOBER 23, 2001: Keith Primeau is named the 13th captain in Flyers history.

OCTOBER 31, 2001: The Flyers "unretire" their orange road jersey for their game against the Pittsburgh Penguins at the First Union Center and raised \$67,947 through the on-line jersey auction. Proceeds from the auction increased the Flyers' contribution to the Twin Towers Fund to over \$187,000. The Flyers defeated the Penguins, 3-0. With the shutout, Brian Boucher became the first goaltender in Flyers history to record a shutout on consecutive days. He had recorded a 3-0 win at Washington on October 30.

DECEMBER 8, 2001: Jenny Barber, wife of Head Coach Bill Barber, passes away after a lengthy battle against cancer.

DECEMBER 18, 2001: Flyers right wing Mark Recchi records his 400th career goal in the Flyers' 6-3 win against the St. Louis Blues at the First Union Center.

JANUARY 30, 2002: Flyers center Jeremy Roenick scores a goal in the Flyers' 3-1 loss to the Senators in Ottawa to reach 1000 career points.

MARCH 23, 2002: Flyers right wing Mark Recchi played his 1000th NHL game when the Flyers visited Pittsburgh. Recchi posted two assists in the 4-4 tie.

APRIL 24, 2002: The Ottawa Senators defeat the Flyers, 3-0, at the Corel Centre. The loss is the Flyers' third consecutive 3-0 loss. It is the first time in Flyers history that the team has been shut out three consecutive games in a single playoff season and three times in one playoff series.

APRIL 26, 2002: The Ottawa Senators defeated the Flyers, 2-1, in overtime to win their Eastern Conference Quarterfinal series, four games to one. The two goals scored by the Flyers in the series set an NHL record for fewest goals by one team in a five-game series.

APRIL 30, 2002: Bill Barber is relieved of his duties as Flyers head coach. Barber compiled a 73-46-17 record in 136 regular season games over two seasons (2000-01 and 2001-02).

JUNE 23, 2002: Joe Scott, a founding partner and Chairman of the Board, Emeritus of the Flyers, passes away at the age of 93.

OCTOBER 26, 2002: First period goals by Justin Williams (at 0:16) and Michal Handzus (at 0:31) in the Flyers' 6-2 win at the NY Islanders sets a club record for the fastest two goals from the start of a game. They were the third fastest two goals from the start of a game by one team in NHL history.

ALL-TIME FLYERS HISTORIC MOMENTS

NOVEMBER 29, 2002: The Flyers debut their new all-orange alternate jersey in a 3-0 loss against the Toronto Maple Leafs at the First Union Center.

DECEMBER 5, 2002: Michal Handzus scores on a penalty shot in overtime against Dan Blackburn to give the Flyers a 3-2 win over the NY Rangers. Handzus' penalty shot attempt was the first by a Flyer in regular season overtime (it was only the second successful penalty shot attempt in regular season overtime in NHL history).



MARCH 31, 2003: Eric Weinrich records an assist in the Flyers' 6-1 win at Pittsburgh, his 1,000th career NHL game. He became the third Flyer to reach the NHL Milestone of 1,000 games played this season, joining Jeremy Roenick (vs. Boston on November 16) and Eric Desjardins (at Atlanta on December 18).

APRIL 6, 2003: The Flyers win at Florida, 6-2, and finish the season tied for the fewest goals against in the NHL with the New Jersey Devils (both teams allowed 166). Esche and Roman Cechmanek share the William M. Jennings Trophy with the Devils' Martin Brodeur. It is the second time that the Flyers have won the award (Bob Froese and Darren Jensen for the 1985-86 season).

APRIL 16, 2003: Mark Recchi scored at 13:54 of the third overtime period to give the Flyers a 3-2 win at Toronto in Game Four and even their Eastern Conference Quarterfinals series at two games apiece. The Flyers' 75 shots on goal was a new team record for most shots in an overtime game and tied for the most shots in a playoff game since the 1967-68 expansion (Washington recorded 75 shots against the NY Islanders in a game that went four overtimes on April 18, 1987). With 53:54 minutes played, it was the second longest overtime game in Flyers history (behind 92:01 minutes played at Pittsburgh on May 4, 2000).

APRIL 22, 2003: The Flyers defeat the Toronto Maple Leafs, 6-1, in Game Seven of their Eastern Conference Quarterfinal series. The Flyers won the second longest series in NHL history. The two teams played 532:05 minutes in the series, trailing only the 553:08 minutes played by the Boston Bruins and NY Rangers in their 1939 semifinal series. The series featured three multiple-overtime games, only the second series in NHL history to do so (NY Rangers and New Jersey Devils played three multiple-overtime games in their 1994 Eastern Conference Final series).

JULY 18, 2003: Comcast-Spectacor announces the change of its arena names to the Wachovia Center and Wachovia Spectrum.

OCTOBER 16, 2003: Flyers and San Jose Sharks skate to 0-0 tie at HP Pavilion at San Jose. Flyers goaltender Jeff Hackett stopped all 27 shots faced to record the shutout. The scoreless tie was the first for the Flyers in a road game since December 4, 1982 (0-0 tie at Pittsburgh). For Hackett, it was his second consecutive shutout (Hackett shutout the Buffalo Sabres on October 9 in the Flyers' 2-0 win). He is the first goaltender in Flyers history to record a shutout in each of his first two career starts as a Flyer. This is the second time in franchise history that a goaltender had opened a season with two consecutive shutouts (Bernie Parent opened the 1973-74 season with a 2-0 win vs. Toronto on October 11 and a 6-0 win at NY Islanders on October 13).

DECEMBER 13, 2003: The New Jersey Devils defeat the Flyers at the Wachovia Center, 2-0, ending the team's 14-game undefeated streak at home (12-0-2). The 14-game undefeated streak at home is the second longest undefeated streak at home to start a season in franchise history. The Flyers went 26 games undefeated at home (19-0-7) to start the 1979-80 season.

JANUARY 16, 2004: The Flyers defeat the Toronto Maple Leafs, 4-1. Each of the 18 skaters in the game for the Flyers posted at least a +1 rating, the first time that the feat had occurred since the Flyers defeated the Pittsburgh Penguins, 11-4, on March 10, 1985.

FEBRUARY 4, 2004: The Flyers defeat the Washington Capitals, 5-1. Goaltender Antero Niittymaki stopped 19 of 20 shots faced to record the win in his first career NHL game. He was the first Flyers goaltender to win his NHL debut since Dominic Roussel, who defeated the Quebec Nordiques on October 17, 1991, 5-3.

FEBRUARY 21, 2004: The Flyers defeat the Atlanta Thrashers, 5-4. Simon Gagne scored a goal on a penalty shot with 1:01 left to play in the third period to give the Flyers a 5-4 lead. The Flyers scored three of their goals on the same penalty as Ronald Petrovicky was serving a five minute major for charging. It was the third time in team history that the Flyers scored three goals on the same penalty.

MARCH 3, 2004: Prior to the Flyers' 5-2 win against the Nashville Predators, Dave Poulin becomes the 18th member of the organization to be inducted into the Flyers Hall of Fame.

MARCH 5, 2004: The Flyers defeat the Ottawa Senators, 5-3. Defenseman Danny Markov's goal at 16:10 of the first period was the 10,000th goal in franchise history (seventh team in NHL history and first expansion team to reach mark). Tony Amonte reached the NHL Milestone of 1,000 games played with his appearance in the game. The Senators and Flyers combined to record 419 penalty minutes in the game, including 409 in the third period, to set NHL records for most penalty minutes, both teams, one game and most penalty minutes, both teams, one period. The Flyers also set NHL records for most penalty minutes, one team, one game (213) and most penalty minutes, one team, one period (209).

ALL-TIME FLYERS HISTORIC MOMENTS

MARCH 25, 2004: Right wing Mark Recchi records his 1200th career NHL point with an assist in the Flyers' 4-2 loss against the New York Islanders. (40th player in NHL history to reach mark).

MAY 4, 2004: Jeremy Roenick's second goal of the game at 7:39 of overtime gives the Flyers a 3-2 win over the Maple Leafs in Toronto in Game Six of their Eastern Conference Semifinal series and a four-games-to-two series victory.

MAY 15, 2004: Flyers defeat the Tampa Bay Lightning at the Wachovia Center, 3-2, in Game Four of the Eastern Conference Finals. Every fan in attendance received an "Orange Crush" T-shirt as they entered the building.

SEPTEMBER 15, 2004: The National Hockey League's Board of Governors unanimously reconfirms that NHL teams, upon the expiration of the Collective Bargaining Agreement at midnight, would not play again until there is a new economic system.

FEBRUARY 16, 2005: The National Hockey League announces that, because a new collective bargaining agreement has not been realized, it no longer is practical to conduct an abbreviated 2004-05 season.

JUNE 10, 2005: The Philadelphia Phantoms, the Flyers' American Hockey League affiliate, defeat the Chicago Wolves, 5-2, to capture the Calder Cup Championship, four games to none. It is the second championship in franchise history (also won the Calder Cup in 1998).

JULY 22, 2005: The National Hockey League's Board of Governors ratifies the terms of the Collective Bargaining Agreement negotiated with the NHL Players' Association, ending a 310-day work stoppage.

NOVEMBER 5, 2005: The Flyers defeat the Atlanta Thrashers at the Wachovia Center, 4-3. The team welcomed the 25-millionth fan in team history prior to the game.

DECEMBER 3, 2005: In the first shootout in team history, the Flyers fall 4-3 at Nashville.

JANUARY 12, 2006: The Flyers lose at Detroit, 6-3, in the last game of an 11-game road trip from December 23 through January 12 that was the longest road trip in team history. Their eight wins in the 11 games was just the ninth time in NHL history that a team recorded six-or-more wins in a single road trip and their 17 points in the 11 games (8-2-1 record) were the most points by one team in a single road trip in NHL history.

JANUARY 14, 2006: 19,953 fans attend the Flyers' 4-3 overtime loss vs. Colorado to set a new team record for attendance at a regular season game.

MARCH 21, 2006: Flyers Head Coach Ken Hitchcock becomes the fifth fastest coach to reach 400 career NHL wins with the Flyers' 2-1 win vs. New Jersey on March 21.

APRIL 18, 2006: R.J. Umberger scores a goal in the Flyers' 4-1 win at NY Islanders. The goal was Umberger's 20th goal of the season. For the first time in team history, the Flyers had two rookies score at least 20 goals in a season (Jeff Carter - 23 and R.J. Umberger - 20).

OCTOBER 22, 2006: Flyers announce the resignation of General Manager Bob Clarke and the firing of Head Coach Ken Hitchcock. Paul Holmgren is named interim general manager and John Stevens is named head coach.

APRIL 7, 2007: Sami Kapanen is named the winner of the inaugural winner of the Gene Hart Memorial Award. This award will be presented annually to the Flyer with the most heart as voted by Philadelphia Flyers Fan Club members at each general meeting throughout the season. In addition to the award, a donation for \$1,500 will be made to the player's favorite charity.

OCTOBER 18, 2007: The Flyers defeat the New Jersey Devils at Wachovia Center, 4-0. Goaltender Martin Biron stopped all 38 shots faced to post the shutout. The shutout was Biron's second consecutive shutout, the Flyers' first shutout of the Devils since Feb. 27, 2001, and the Flyers' first shutout of the Devils in Philadelphia since Jan. 6, 1987.

FEBRUARY 6, 2008: Prior to the Flyers' 4-3 loss to the Washington Capitals, Ron Hextall becomes the 19th member of the organization to be inducted into the Flyers Hall of Fame.

APRIL 17, 2008: Mike Knuble scores 6:40 into the second overtime period to give the Flyers a 4-3 win over the Capitals at the Wachovia Center in Game Four of their Eastern Conference Quarterfinal series. The game (86:40) was the longest playoff game played at the Wachovia Center, the third longest home game in Flyers history, and longest home playoff game won by the Flyers in team history (Flyers lost to Boston on April 26, 1977, 5-4 - 90:07 and to Florida on May 12, 1996, 2-1 - 88:05).



APRIL 22, 2008: Joffrey Lupul scores a power play goal 6:06 into the first overtime period to give the Flyers a 3-2 win over the Capitals and a four-games-to-three series victory over Washington. It marked just the second time in Flyers history that they have played a Game Seven that went into overtime, and first time that they won (only other time was against Washington, 5-4 loss on April 16, 1988).

JULY 15, 2008: Comcast-Spectacor, the Philadelphia based sports and entertainment firm which owns the arena, announces that the Wachovia Spectrum will close at the conclusion of the 2008-09 hockey and soccer seasons. The Flyers played at the Spectrum for 29 seasons, from the 1967-68 through the 1995-96 seasons, and compiled a 719-305-146 record in 1,170 regular season games and an 85-56 record in 141 playoff games.

ALL-TIME FLYERS HISTORIC MOMENTS

SEPTEMBER 27, 2008: The Flyers play one final game at the Wachovia Spectrum vs. an NHL opponent when they faced off against the Carolina Hurricanes in a preseason match up. The Flyers defeated the Hurricanes by a score of 4-2.

OCTOBER 7, 2008: The Flyers played an exhibition game against their American Hockey League affiliate, the Philadelphia Phantoms, at the Wachovia Spectrum. The Flyers were defeated by the Phantoms, 4-2.

DECEMBER 11, 2008: Trailing 5-1 in the third period, the Flyers mount the greatest third period comeback in team history by scoring four unanswered goals to force overtime and eventually defeat the Carolina Hurricanes in a shootout by a score of 6-5. Scott Hartnell recorded his fourth career hat trick, while Simon Gagne scored the game-tying goal with 1:44 to go in regulation and the decisive goal in the shootout to give the Flyers the victory.

FEBRUARY 4, 2009: After 13 seasons of ownership, Comcast-Spectacor announces the sale of the Philadelphia Phantoms, the Flyers American Hockey League affiliate, to the Brooks Group of Pittsburgh, PA, owners of other minor league hockey and baseball teams.

FEBRUARY 15, 2009: At 1:18 of the second period, Mike Richards scores a shorthanded goal with his team down two men in a game against the New York Rangers. It was the third time in his career that Richards had scored while the Flyers were killing off a 5-on-3, making him the first player in NHL history to accomplish that feat. The Flyers defeated the Rangers, 5-2, at Madison Square Garden.

FEBRUARY 21, 2009: Mike Richards records a shorthanded goal for the third consecutive game, becoming the first player in over 10 years to accomplish the feat (Joe Sakic, Oct. 15-24, 1998). The Flyers dropped the contest, 5-4, to the Pittsburgh Penguins.

APRIL 11, 2009: A goal by Joffrey Lupul gives the Flyers six 25-goal scorers for the 2008-09 season, which made the Flyers the first team to accomplish that feat since the Calgary Flames in 1993-94.

JUNE 27, 2009: In a blockbuster draft-day trade, the Flyers acquire defenseman Chris Pronger from the Anaheim Ducks. The Flyers sent Joffrey Lupul, Luca Sbisa, and three draft picks to the Ducks for Pronger and forward Ryan Dingle.

OCTOBER 31, 2009: The Flyers' former home, the Spectrum, officially closes following its last public event, a Pearl Jam concert.

NOVEMBER 16, 2009: Prior to the Flyers' 3-2 victory to the New Jersey Devils, Dave "The Hammer" Schultz becomes the 20th member of the Flyers organization to be inducted into the Flyers Hall of Fame.

NOVEMBER 19, 2009: Flyers rookie James van Riemsdyk scores the game-winning goal in a 3-2 victory at Los Angeles. It was his third straight game-winning goal, tying an NHL record for consecutive game-winning goals by a rookie.

DECEMBER 4, 2009: John Stevens is relieved of his duties as head coach and replaced by Peter Laviolette.

JANUARY 1, 2010: On New Year's Day, the Flyers play the Boston Bruins in the 2010 Winter Classic at historic Fenway Park in Boston, MA. Danny Syvret scored his first NHL goal and the Flyers led most of the game, but the Bruins tied it late in the third period and eventually won the game 2-1 in overtime.

FEBRUARY 13-28, 2010: The NHL season goes on hiatus for two weeks to allow players to participate in the 2010 Winter Olympics in Vancouver. Chris Pronger and Mike Richards won gold medals playing for Team Canada. Kimmo Timonen won a bronze medal for Finland, and Oskars Bartulis represented Team Latvia.



APRIL 11, 2010: Claude Giroux's shootout goal and Brian Boucher's third-round save give the Flyers a 2-1 shootout win over the New York Rangers, clinching an Eastern Conference playoff berth on the last day of the season. With his club trailing late in the third period, Matt Carle scored the game-tying goal to force overtime and the eventual shootout. Danny Briere also scored in the shootout, while Boucher shut the door on two of three Rangers shooters.

MAY 14, 2010: After falling into a 0-3 series deficit in the Eastern Conference Semifinals vs. Boston Bruins, the Flyers win four games in a row to defeat the Bruins four games to three and advance to the Eastern Conference Finals. The Flyers trailed Game 7 3-0 in the first period, but charged back to tie the game. Simon Gagne then scored the game-winning goal with 7:08 remaining in the third period. They became the third team in NHL history to overcome a 3-0 series deficit.

MAY 22, 2010: Michael Leighton posts a 3-0 shutout at Montreal in Game 4 of the Eastern Conference Final, his third shutout of the series. He became the first goaltender in franchise history to record three shutouts in a single playoff series.

MAY 24, 2010: The Flyers win the Prince of Wales Trophy as Eastern Conference Champions with a 4-2 win over the Montreal Canadiens in Game 5 of the Eastern Conference Finals. The four-games-to-one series win sent the Flyers to the Stanley Cup Final for the first time since 1997.

ALL-TIME FLYERS HISTORIC MOMENTS

JUNE 2, 2010: Claude Giroux scores the game-winning goal in overtime of Game 3 of the Stanley Cup Final to give the Flyers a 3-2 win in front of a record sellout crowd of 20,297 at the Wachovia Center. It was the first win in a Stanley Cup Final game for the Flyers since Game 6 of the 1987 Final at the Spectrum.

JUNE 9, 2010: Patrick Kane scores the game-winning goal in overtime as the Chicago Blackhawks defeat the Flyers 4-3 in Game 6 of the Final to win the Stanley Cup. The crowd of 20,327 set a new Flyers record for home attendance in a single game and created a new single-season attendance record of 1,020,699. Flyers center Danny Briere recorded a goal and two assists to reach 30 points for the playoffs (12G, 18), breaking the Flyers all-time scoring record for a single playoff year.

JULY 27, 2010: Comcast-Spectacor announces the change of its arena name to the Wells Fargo Center.

OCTOBER 11, 2010: The Flyers raise their 2009-10 Eastern Conference championship banner to the rafters of the Wells Fargo Center prior to their home opener against the Colorado Avalanche.

NOVEMBER 23, 2010: Following a public ceremony, exterior demolition officially begins on the Flyers' former home, the Spectrum. Ed Snider, Bob Clarke, Bernie Parent and Julius Erving were among those who spoke at the ceremony.

JANUARY 25, 2011: The Flyers pick up their 1000th home-ice win with a 5-2 victory over Montreal. They become the first expansion-era team to reach the milestone.

APRIL 9, 2011: The Flyers welcome 19,909 to the Wells Fargo Center for the regular season finale vs. the New York Islanders. The crowd gives the Flyers a total regular season attendance mark of 808,301, which sets a new franchise record for total attendance in a regular season. The Flyers beat the Islanders 7-4 for their 47th win of the season, the most of any Flyers team since the 1985-86 squad.

JUNE 23, 2011: The Flyers stage one of the bigger days of transactions in their history, dealing Mike Richards to Los Angeles and Jeff Carter to Columbus while announcing the signing of Ilya Bryzgalov. The moves brought the Flyers Brayden Schenn, Wayne Simmonds, Jakub Voracek and draft picks that became Sean Couturier and Nick Cousins.

DECEMBER 31, 2011: The Flyers Alumni defeat the New York Rangers Alumni 3-1 before a crowd of 45,808 at Citizens Bank Park in the first of the three games comprising the 2012 NHL Winter Classic. Bernie Parent started for the Flyers and stopped six shots in 5:32 of play, including a Ron Duguay breakaway. John LeClair scored the Flyers' first goal on a setup by Eric Lindros, while Sjon Podein and Mark Howe provided the other Flyers goals.

JANUARY 2, 2012: The Flyers take a 2-0 lead but can't hold off a hard-charging New York Rangers squad and drop a 3-2 decision in the 2012 NHL Winter Classic. A crowd of 46,967 became the largest crowd ever to witness a Flyers game, eclipsing the 38,112 that saw the Flyers fall 2-1 to Boston in overtime in the 2010 Winter Classic. Brayden Schenn and Claude Giroux scored for the Flyers.

MARCH 6, 2012: The Flyers retire Mark Howe's #2 in a pregame ceremony before a 3-2 win over Detroit. Howe becomes just the fifth Flyer so honored and the first since Bill Barber in 1990.

APRIL 11, 2012: The Flyers come back from a 3-0 hole to defeat Pittsburgh 4-3 in overtime in Game 1 of the Eastern Conference Quarterfinals. It was the sixth time in their history the Flyers had erased a 3-0 deficit to win a playoff game. Brayden Schenn posted a goal and two assists, becoming just the eighth Flyers rookie ever to record a three-point playoff game.

APRIL 13, 2012: Claude Giroux sets a franchise record with six points as the Flyers beat Pittsburgh 8-5 in Game 2. Sean Couturier posted a four-point night, tying the franchise record for most points by a rookie in a playoff game. Both Giroux and Couturier had hat tricks, marking the first time in team history that two Flyers have had a hat trick in the same playoff game, and it was the first time since 1989 that the Flyers had scored eight goals in a playoff game.

APRIL 15, 2012: The Flyers beat Pittsburgh 8-4 in Game 3, setting a franchise record for most goals in two consecutive playoff games. The closest previous occasion was the 1981 preliminary round, when they beat Quebec 6-4 in Game 1 and 8-5 in Game 2. The Flyers set a new franchise record for most goals scored in the first three games of a playoff series (20). Danny Briere picked up his 100th career playoff point today in his 100th career playoff game.

APRIL 22, 2012: The Flyers beat Pittsburgh 5-1 in Game 6 to advance to the second round of the playoffs for the 22nd time, and third year in a row. Claude Giroux finished the series with 14 points, becoming just the second Flyer ever to reach that total in a single playoff series (Tim Kerr, 15, 1989 PDSF). The Flyers set a franchise record with 12 power play goals in the series.

APRIL 29, 2012: Danny Briere scores his 48th and 49th career playoff goals, including his ninth career playoff game-winner as the Flyers beat New Jersey in Game 1 of the Eastern Conference Semifinals. Briere moved into second place all-time in Flyers history in that category behind only Rick MacLeish.

MAY 3, 2012: Danny Briere records his 50th career playoff goal in the third period of a 4-3 overtime loss to New Jersey in Game 3. His two points in the game give him 71 playoff points as a Flyer and move him past both Reggie Leach and Tim Kerr into sixth place on the Flyers' all-time playoff scoring list.

SEPTEMBER 16, 2012: The Collective Bargaining Agreement between the National Hockey League and the NHL Players Association expires without a new agreement in place, necessitating the postponement of NHL training camps and eventually the start of the 2012-13 NHL season, which was originally scheduled to open on October 11.

JANUARY 6, 2013: The NHL and NHLPA announce they have reached an agreement on the framework of a new Collective Bargaining Agreement.

JANUARY 12, 2013: The NHL and NHLPA sign a Memorandum of Understanding on a new 10-year Collective Bargaining Agreement that expires in 2022, ending a 119-day work stoppage. Training camps open the following day.

ALL-TIME FLYERS HISTORIC MOMENTS

MARCH 18, 2013: Kimmo Timonen plays his 1000th career game in a 4-2 loss at Tampa Bay. The Flyers honored Timonen prior to their next home game on March 26.

APRIL 19, 2013: On an off-night, the Flyers were mathematically eliminated from playoff contention when the New York Rangers defeated Buffalo 8-4. It marked just the ninth time in franchise history and second time in the last 18 years that the Flyers did not make the playoffs.

OCTOBER 7, 2013: After an 0-3 start to the season, Peter Laviolette is relieved of his duties as head coach and is replaced by assistant coach Craig Berube.

JANUARY 21, 2014: A winter storm dumps more than 13 inches of snow on Philadelphia and forces the postponement of the Flyers' game against Carolina to a day later. It marked the first time in Flyers history that a game had ever been completely postponed due to snow, and the first weather-related postponement since the blizzard of March 1993, when a game at the Spectrum was called off after the first period when two panes of glass broke on the concourse. Carolina won 3-2 on the makeup date.

FEBRUARY 4, 2014: Keith Allen, the first head coach of the Flyers who became the general manager that built the organization's Stanley Cup championship teams of 1974 and 1975, passes away at the age of 90.

FEBRUARY 9-25, 2014: The NHL suspends operations for the 2014 Winter Olympics in Sochi, Russia. Five Flyers represented their countries – Kimmo Timonen (Finland), Jakub Voracek (Czech Rep), Andrej Meszaros (Slovakia); Mark Streit (Switzerland) and Michael Raffl (Austria). Timonen won his fourth Olympic medal (third bronze to go with one silver).

APRIL 8, 2014: The Flyers clinch a spot in the 2014 Stanley Cup Playoffs with a 5-2 win at Florida, officially completing a comeback from a 3-9 start to the season. They qualify for the playoffs for the 37th time in their 45 years of play and the 17th time in the last 19 seasons.

MAY 7, 2014: Paul Holmgren is promoted to president of the Flyers, and Ron Hextall is promoted to general manager.



KATE SMITH SINGS "GOD BLESS AMERICA"

Over 38 years ago, on December 11, 1969, Kate Smith's recording of "God Bless America" was first played at a Flyers game. The Flyers beat the Toronto Maple Leafs, 6-3, at the Spectrum that night. That's where it all began, and "God Bless America" became "our song." Smith was enchanted by this flamboyant hockey team that found her rendition of the American folk classic to be a good luck charm. So much so that she performed the song live at the Spectrum on four occasions:

LIVE PERFORMANCES AT THE SPECTRUM

October 11, 1973 vs. Toronto – Flyers 2, Toronto 0

May 19, 1974 vs. Boston – Flyers 1, Boston 0

Stanley Cup-Winning Game

May 13, 1975 vs. NY Islanders – Flyers 4, Islanders 1

Game 7 of Stanley Cup Semifinals

May 16, 1976 vs. Montreal – Canadiens 5, Flyers 3

Game 4 of Stanley Cup Finals

Though Smith's record with the Flyers is impressive, there were a few losses along the way. The first was a 1-0 defeat at the hands of the Minnesota North Stars on April 4, 1970. Wins and losses aside, to the Flyers organization, Ms. Smith and her song are really something special.

ALL-TIME RECORD: 96-29-4



FLYERS PLAYOFF RECORDS VS. NHL TEAMS 1967-2014

TEAM GP W L PCT GF GA

BOSTON BRUINS SERIES RECORD: 3-3

HOME	15	8	7	.533	44	44
AWAY	16	5	11	.313	42	56
TOTALS	31	13	18	.419	86	100

BUFFALO SABRES SERIES RECORD: 6-3

HOME	27	19	8	.704	90	66
ROAD	23	10	13	.435	56	75
TOTALS	50	29	21	.580	146	141

CALGARY/ATLANTA SERIES RECORD: 1-1

HOME	6	4	2	.667	27	15
AWAY	5	3	2	.600	16	13
TOTALS	11	7	4	.636	43	28

CHICAGO BLACKHAWKS SERIES RECORD: 0-2

HOME	5	2	3	.400	16	10
AWAY	5	0	5	.000	14	26
TOTALS	10	2	8	.100	30	36

COLORADO/QUEBEC SERIES RECORD: 2-0

HOME	6	5	1	.833	29	18
AWAY	5	2	3	.400	10	11
TOTALS	11	7	4	.636	39	29

DALLAS/MINNESOTA SERIES RECORD: 2-0

HOME	6	4	2	.667	26	15
AWAY	5	4	1	.800	15	11
TOTALS	11	8	3	.727	41	26

DETROIT RED WINGS SERIES RECORD: 0-1

HOME	2	0	2	.000	4	8
AWAY	2	0	2	.000	2	8
TOTALS	4	0	4	.000	6	16

EDMONTON OILERS SERIES RECORD: 1-2

HOME	7	5	2	.714	23	17
AWAY	8	2	6	.250	21	32
TOTALS	15	7	8	.467	44	49

FLORIDA PANTHERS SERIES RECORD: 0-1

HOME	3	1	2	.333	4	6
AWAY	3	1	2	.333	7	9
TOTALS	6	2	4	.333	11	15

MONTREAL CANADIENS SERIES RECORD: 3-3

HOME	15	6	9	.400	38	45
AWAY	16	9	7	.563	51	48
TOTALS	31	15	16	.484	89	93

TEAM GP W L PCT GF GA

NEW JERSEY/COLORADO SERIES RECORD: 3-3

HOME	16	8	8	.533	37	45
AWAY	14	8	6	.466	38	32
TOTALS	30	16	14	.499	75	77

NEW YORK ISLANDERS SERIES RECORD: 3-1

HOME	14	10	4	.714	51	29
AWAY	11	4	7	.364	32	40
TOTALS	25	14	11	.560	83	69

NEW YORK RANGERS SERIES RECORD: 6-4

HOME	30	19	11	.633	100	92
AWAY	24	11	13	.458	73	80
TOTALS	54	30	24	.566	173	172

OTTAWA SENATORS SERIES RECORD: 0-2

HOME	6	2	4	.333	6	13
ROAD	5	1	4	.200	6	15
TOTALS	11	3	8	.273	12	28

PITTSBURGH PENGUINS SERIES RECORD: 4-2

HOME	17	10	7	.588	65	54
AWAY	18	9	9	.500	56	61
TOTALS	35	19	16	.544	121	115

ST. LOUIS BLUES SERIES RECORD: 0-2

HOME	6	2	4	.333	12	15
AWAY	5	1	4	.200	8	19
TOTALS	11	3	8	.273	20	34

TAMPA BAY LIGHTNING SERIES RECORD: 1-1

HOME	6	4	2	.667	21	16
AWAY	7	3	4	.429	24	18
TOTALS	13	7	6	.538	45	34

TORONTO MAPLE LEAFS SERIES RECORD: 5-1

HOME	19	14	5	.737	70	33
ROAD	17	8	9	.471	49	52
TOTALS	36	22	14	.611	119	85

VANCOUVER CANUCKS SERIES RECORD: 1-0

HOME	2	1	1	.500	9	5
AWAY	1	1	0	1.000	6	4
TOTALS	3	2	1	.667	15	9

WASHINGTON CAPITALS SERIES RECORD: 2-2

HOME	10	6	4	.600	36	38
AWAY	13	5	8	.385	42	47
TOTALS	23	11	12	.478	78	85

FLYERS ALL-TIME PLAYOFF RECORD

SERIES RECORD: 53-41	GP	W	L	PCT	GF	GA
HOME	218	130	88	.596	708	568
AWAY	203	87	116	.429	549	642
TOTALS	421	217	204	.515	1,235	1,210

PLAYOFF SERIES HISTORY VS. EACH TEAM

TEAM	YEAR	SERIES	WINNER	W	L	GF	GA	
Boston	1974	Stanley Cup Final	Flyers	4	2	15	13	
	1976	Semifinals	Flyers	4	1	19	12	
	1977	Semifinals	Bruins	0	4	8	14	
	1978	Semifinals	Bruins	1	4	15	21	
	*2010	Conf. Semifinals	Flyers	4	3	22	20	
Buffalo	2011	Conf. Semifinals	Bruins	0	4	7	20	
	1975	Stanley Cup Final	Flyers	4	2	19	12	
	1978	Quarterfinals	Flyers	4	1	16	11	
	1995	Conf. Quarterfinals	Flyers	4	1	18	13	
	1997	Conf. Semifinals	Flyers	4	1	21	13	
	1998	Conf. Quarterfinals	Sabres	1	4	9	18	
	2000	Conf. Quarterfinals	Flyers	4	1	14	8	
	2001	Conf. Quarterfinals	Sabres	2	4	13	21	
	2006	Conf. Quarterfinals	Sabres	2	4	14	27	
	2011	Conf. Quarterfinals	Flyers	4	3	22	18	
Calgary	1974	Quarterfinals	Flyers	4	0	17	6	
	1981	Quarterfinals	Flames	3	4	26	22	
Chicago	1971	Quarterfinals	Blackhawks	0	4	8	20	
	2010	Stanley Cup Final	Blackhawks	2	4	22	25	
Colorado	1981	Prelimin. Round	Flyers	3	2	22	17	
	1985	Conf. Finals	Flyers	4	2	17	12	
Dallas/Minnesota	1973	Quarterfinals	Flyers	4	2	14	12	
	1980	Semifinals	Flyers	4	1	27	14	
Detroit	1997	Finals	Red Wings	0	4	6	16	
Edmonton	1980	Prelimin. Round	Flyers	3	0	12	6	
	1985	Stanley Cup Final	Oilers	1	4	14	21	
	1987	Stanley Cup Final	Oilers	3	4	18	22	
Florida	1996	Conf. Semifinals	Panthers	2	4	11	15	
Montreal	1973	Semifinals	Canadiens	1	4	13	19	
	1976	Stanley Cup Final	Canadiens	0	4	9	14	
	1987	Cont. Finals	Flyers	4	2	22	22	
	1989	Conf. Finals	Canadiens	2	4	8	17	
	2008	Conf. Semifinals	Flyers	4	1	20	14	
	2010	Conf. Finals	Flyers	4	1	17	7	
New Jersey	1978	Prelimin. Round	Flyers	2	0	6	3	
	1995	Conf. Finals	Devils	2	4	14	20	
	2000	Conf. Finals	Devils	3	4	15	18	
	2004	Conf. Quarterfinals	Flyers	4	1	14	9	
	2010	Conf. Quarterfinals	Flyers	4	1	15	9	
NY Islanders	2012	Conf. Semifinals	Devils	1	4	11	18	
	1975	Semifinals	Flyers	4	3	19	16	
	1980	Stanley Cup Final	Islanders	2	4	25	26	
	1985	Division Finals	Flyers	4	1	16	11	
NY Rangers	1987	Division Finals	Flyers	4	3	23	16	
	1974	Semifinals	Flyers	4	3	22	17	
	1979	Quarterfinals	Rangers	1	4	8	28	
Pittsburgh	1980	Quarterfinals	Flyers	4	1	14	7	
	1982	Division Semifinals	Rangers	1	3	15	19	
	1983	Division Semifinals	Rangers	0	3	9	18	
	1985	Division Semifinals	Flyers	3	0	14	10	
	1986	Division Semifinals	Rangers	2	3	15	18	
	1987	Division Semifinals	Flyers	4	2	22	13	
	1995	Conf. Semifinals	Flyers	4	0	18	10	
	1997	Conf. Finals	Flyers	4	1	20	13	
	2014	Quarterfinals	Rangers	3	4	16	19	
	Ottawa	2002	Conf. Quarterfinals	Senators	1	4	2	11
		2003	Conf. Semifinals	Senators	2	4	10	17
Pittsburgh	1989	Division Finals	Flyers	4	3	31	24	
	1997	Conf. Quarterfinals	Flyers	4	1	20	13	
	2000	Conf. Semifinals	Flyers	4	2	15	14	
	2008	Conf. Finals	Penguins	1	4	9	20	
	2009	Conf. Quarterfinals	Penguins	2	4	16	18	
	2012	Conf. Quarterfinals	Flyers	4	2	30	26	
St. Louis	1968	Quarterfinals	Blues	3	4	17	17	
	1969	Quarterfinals	Blues	0	4	3	17	

PLAYOFF SERIES HISTORY VS. EACH TEAM

TEAM	YEAR	SERIES	WINNER	W	L	GF	GA	
Tampa Bay	1996	Conf. Quarterfinals	Flyers	4	2	26	13	
	2004	Conf. Finals	Lightning	3	4	19	21	
Toronto	1975	Quarterfinals	Flyers	4	0	15	6	
	1976	Quarterfinals	Flyers	4	3	33	23	
	1977	Quarterfinals	Flyers	4	2	19	18	
	1999	Conf. Quarterfinals	Maple Leafs	2	4	11	9	
Vancouver	2003	Conf. Quarterfinals	Flyers	4	3	24	16	
	2004	Conf. Semifinals	Flyers	4	2	17	13	
	1979	Prelimin. Round	Flyers	2	1	15	9	
	Washington	1984	Division Semifinals	Capitals	0	3	5	15
		1988	Division Semifinals	Capitals	3	4	25	31
		1989	Division Semifinals	Flyers	4	2	25	19
2008		Conf. Quarterfinals	Flyers	4	3	23	20	

*Flyers overcame an 0-3 series deficit to win the series 4 games to 3, becoming the fourth team in pro sports history and third team in NHL history to do so.

TEAM-BY-TEAM PLAYOFF HISTORY

TEAM	SERIES	W	L	GP	W	L	GF	GA	LAST	RND	RESULT
Boston	6	3	3	31	13	18	86	100	2011	SF	L4-0
Buffalo	9	6	3	50	29	21	146	141	2011	CQF	W4-3
Calgary*	2	1	1	11	7	4	43	28	1981	QF	L3-4
Chicago	2	0	2	10	2	8	30	45	2010	F	L2-4
Colorado	2	2	0	11	7	4	39	29	1985	CF	W4-2
Dallas**	2	2	0	11	8	3	41	26	1980	SF	W4-1
Detroit	1	0	1	4	0	4	6	16	1997	F	L0-4
Edmonton	3	1	2	15	7	8	44	49	1987	F	L3-4
Florida	1	0	1	6	2	4	11	15	1996	CSF	L2-4
Montreal	6	3	3	31	15	16	89	93	2010	CF	W4-1
New Jersey***	6	3	3	30	16	14	75	77	2010	CQF	W4-1
NY Islanders	4	3	1	25	14	11	83	69	1987	DF	W4-3
NY Rangers	11	6	5	54	30	24	173	172	2014	QF	L3-4
Ottawa	2	0	2	11	3	8	12	28	2003	CSF	L2-4
Pittsburgh	6	4	2	35	19	16	121	115	2009	CQF	L2-4
St. Louis	2	0	2	11	3	8	20	34	1969	QF	L0-4
Tampa Bay	2	1	1	13	7	6	45	34	2004	CF	L3-4
Toronto	6	5	1	36	22	14	119	85	2004	CSF	W4-2
Vancouver	1	1	0	3	2	1	15	9	1979	PR	W2-1
Washington	4	2	2	23	11	12	78	85	2008	CQF	W4-3

PR - PRELIMINARY ROUND
 DSF - DIVISION SEMIFINAL
 DF - DIVISION FINAL
 CQF - CONFERENCE QUARTERFINAL
 CSF - CONFERENCE SEMIFINAL
 QF - QUARTERFINAL
 SF - SEMIFINAL
 CF - CONFERENCE FINAL
 F - FINAL

*INCLUDES SERIES VS. ATLANTA FLAMES **INCLUDES SERIES VS. MINNESOTA NORTH STARS ***INCLUDES SERIES VS. COLORADO ROCKIES

FLYERS PLAYOFF OVERTIME RECORD VS. NHL TEAMS

TEAM	HOME			ROAD			OVERALL		
	GP	W	L	GP	W	L	GP	W	L
Boston	5	2	3	3	1	2	8	3	5
Buffalo	5	1	4	5	1	4	10	2	8
Calgary/Atlanta	0	0	0	1	1	0	1	1	0
Chicago	2	1	1	0	0	0	2	1	1
Colorado/Quebec	0	0	0	2	0	2	2	0	2
Dallas/Minnesota	1	1	0	0	0	0	1	1	0
Edmonton	1	1	0	2	1	1	3	2	1
Florida	1	0	1	1	0	1	2	0	2
Montreal	1	1	0	4	2	2	5	3	2
New Jersey/Colorado	3	3	0	2	1	1	5	4	1
NY Islanders	2	1	1	2	0	2	4	1	3
NY Rangers	4	4	0	1	0	1	5	4	1
Ottawa	3	1	2	0	0	0	3	1	2
Pittsburgh	1	0	1	4	3	1	5	3	2
St. Louis	0	0	0	2	1	1	2	1	1
Tampa Bay	2	1	1	1	0	1	3	1	2
Toronto	0	0	0	8	5	3	8	5	3
Washington	3	2	1	2	1	1	5	3	2
TOTALS	32	20	13	40	17	26	72	37	39

FLYERS STANLEY CUP PLAYOFF RESULTS-1967-2014

1968

QUARTERFINALS (3-4)

4/4	St. Louis	1	at	FLYERS	0		L
4/6	St. Louis	3	at	FLYERS	4		W
4/10	FLYERS	2	at	St. Louis	3-OT		L
4/11	FLYERS	2	at	St. Louis	5		L
4/13	St. Louis	1	at	FLYERS	6		W
4/16	FLYERS	2	at	St. Louis	1-OT		W
4/18	St. Louis	3	at	FLYERS	1		L

1969

QUARTERFINALS (0-4)

4/2	FLYERS	2	at	St. Louis	5		L
4/3	FLYERS	0	at	St. Louis	5		L
4/5	St. Louis	3	at	FLYERS	0		L
4/6	St. Louis	4	at	FLYERS	1		L

1970 MISSED PLAYOFFS

1971

QUARTERFINALS (0-4)

4/7	FLYERS	2	at	Chicago	5		L
4/8	FLYERS	2	at	Chicago	6		L
4/10	Chicago	3	at	FLYERS	2		L
4/11	Chicago	6	at	FLYERS	2		L

1972 MISSED PLAYOFFS

1973

QUARTERFINALS (4-2)

4/4	Minnesota	3	at	FLYERS	0		L
4/5	Minnesota	1	at	FLYERS	4		W
4/7	FLYERS	0	at	Minnesota	5		L
4/8	FLYERS	3	at	Minnesota	0		W
4/10	Minnesota	2	at	FLYERS	3-OT		W
4/12	FLYERS	4	at	Minnesota	1		W

SEMIFINALS (1-4)

4/14	FLYERS	5	at	Montreal	4-OT		W
4/16	FLYERS	3	at	Montreal	4-OT		L
4/19	Montreal	2	at	FLYERS	1		L
4/22	Montreal	4	at	FLYERS	1		L
4/24	FLYERS	3	at	Montreal	5		L

1974

QUARTERFINALS (4-0)

4/9	Atlanta	1	at	FLYERS	4		W
4/11	Atlanta	1	at	FLYERS	5		W
4/12	FLYERS	4	at	Atlanta	1		W
4/14	FLYERS	4	at	Atlanta	3-OT		W

SEMIFINAL (4-3)

4/20	NY Rangers	0	at	FLYERS	4		W
4/23	NY Rangers	2	at	FLYERS	5		W
4/25	FLYERS	3	at	NY Rangers	5		L
4/28	FLYERS	1	at	NY Rangers	2-OT		L
4/30	NY Rangers	1	at	FLYERS	4		W
5/2	FLYERS	1	at	NY Rangers	4		L
5/5	NY Rangers	3	at	FLYERS	4		W

STANLEY CUP FINAL (4-2)

5/7	FLYERS	2	at	Boston	3		L
5/9	FLYERS	3	at	Boston	2-OT		W
5/12	Boston	1	at	FLYERS	4		W
5/14	Boston	2	at	FLYERS	4		W
5/16	FLYERS	1	at	Boston	5		L
5/19	Boston	0	at	FLYERS	1		W

****FLYERS WIN STANLEY CUP****

1975

QUARTERFINALS (4-0)

4/13	Toronto	3	at	FLYERS	6		W
4/15	Toronto	0	at	FLYERS	3		W
4/17	FLYERS	2	at	Toronto	0		W
4/19	FLYERS	4	at	Toronto	3-OT		W

SEMIFINALS (4-3)

4/29	NY Islanders	0	at	FLYERS	4		W
5/1	NY Islanders	4	at	FLYERS	5-OT		W
5/4	FLYERS	1	at	NY Islanders	0		W
5/7	FLYERS	3	at	NY Islanders	4-OT		L
5/8	NY Islanders	5	at	FLYERS	1		L
5/11	FLYERS	1	at	NY Islanders	2		L
5/13	NY Islanders	1	at	FLYERS	4		W

FINALS (4-2)

5/15	Buffalo	1	at	FLYERS	4		W
5/18	Buffalo	1	at	FLYERS	2		W
5/20	FLYERS	4	at	Buffalo	5-OT		L
5/22	FLYERS	2	at	Buffalo	4		L
5/25	Buffalo	1	at	FLYERS	5		W
5/27	FLYERS	2	at	Buffalo	0		W

****FLYERS WIN STANLEY CUP****

1976

QUARTERFINALS (4-3)

4/12	Toronto	1	at	FLYERS	4		W
4/13	Toronto	1	at	FLYERS	3		W
4/15	FLYERS	4	at	Toronto	5		L
4/17	FLYERS	3	at	Toronto	4		L
4/20	Toronto	1	at	FLYERS	7		W
4/22	FLYERS	5	at	Toronto	8		L
4/25	Toronto	3	at	FLYERS	7		W

SEMIFINALS (4-1)

4/27	Boston	4	at	FLYERS	2		L
4/29	Boston	1	at	FLYERS	2-OT		W
5/2	FLYERS	5	at	Boston	2		W
5/4	FLYERS	4	at	Boston	2		W
5/6	Boston	3	at	FLYERS	6		W

STANLEY CUP FINAL (0-4)

5/9	FLYERS	3	at	Montreal	4		L
5/11	FLYERS	1	at	Montreal	2		L
5/13	Montreal	3	at	FLYERS	2		L
5/16	Montreal	5	at	FLYERS	3		L

FLYERS STANLEY CUP PLAYOFF RESULTS-1967-2014

1977

QUARTERFINALS (4-2)

4/11	Toronto	3	at	FLYERS	2		L
4/13	Toronto	4	at	FLYERS	1		L
4/15	FLYERS	4	at	Toronto	3-OT		W
4/17	FLYERS	6	at	Toronto	5-OT		W
4/19	Toronto	0	at	FLYERS	2		W
4/21	FLYERS	4	at	Toronto	3		W

SEMIFINALS (0-4)

4/24	Boston	4	at	FLYERS	3-OT		L
4/26	Boston	5	at	FLYERS	4-OT		L
4/28	FLYERS	1	at	Boston	2		L
5/1	FLYERS	0	at	Boston	3		L

1978

PRELIMINARY ROUND (2-0)

4/11	Colorado	2	at	FLYERS	3-OT		W
4/13	FLYERS	3	at	Colorado	1		W

QUARTERFINALS (4-1)

4/17	Buffalo	1	at	FLYERS	4		W
4/19	Buffalo	2	at	FLYERS	3		W
4/22	FLYERS	1	at	Buffalo	4		L
4/23	FLYERS	4	at	Buffalo	2		W
4/25	Buffalo	2	at	FLYERS	4		W

SEMIFINALS (1-4)

5/2	FLYERS	2	at	Boston	3-OT		L
5/4	FLYERS	5	at	Boston	7		L
5/7	Boston	1	at	FLYERS	3		W
5/9	Boston	4	at	FLYERS	2		L
5/11	FLYERS	3	at	Boston	6		L

1979

PRELIMINARY ROUND (2-1)

4/10	Vancouver	3	at	FLYERS	2		L
4/12	FLYERS	6	at	Vancouver	4		W
4/14	Vancouver	2	at	FLYERS	7		W

QUARTERFINALS(1-4)

4/16	NY Rangers	2	at	FLYERS	3-OT		W
4/18	NY Rangers	7	at	FLYERS	1		L
4/20	FLYERS	1	at	NY Rangers	5		L
4/22	FLYERS	0	at	NY Rangers	6		L
4/24	NY Rangers	8	at	FLYERS	3		L

1980

PRELIMINARY ROUND (3-0)

4/8	Edmonton	3	at	FLYERS	4-OT		W
4/9	Edmonton	1	at	FLYERS	5		W
4/11	FLYERS	3	at	Edmonton	2-OT		W

QUARTERFINALS(4-1)

4/16	NY Rangers	1	at	FLYERS	2		W
4/17	NY Rangers	1	at	FLYERS	4		W
4/19	FLYERS	3	at	NY Rangers	0		W
4/20	FLYERS	2	at	NY Rangers	4		L
4/22	NY Rangers	1	at	FLYERS	3		W

SEMIFINALS (4-1)

4/29	Minnesota	6	at	FLYERS	5		L
5/1	Minnesota	0	at	FLYERS	7		W
5/4	FLYERS	5	at	Minnesota	3		W
5/6	FLYERS	3	at	Minnesota	2		W
5/8	Minnesota	3	at	FLYERS	7		W

STANLEY CUP FINAL (2-4)

5/13	NY Islanders	4	at	FLYERS	3-OT		L
5/15	NY Islanders	3	at	FLYERS	8		W
5/17	FLYERS	2	at	NY Islanders	6		L
5/19	FLYERS	2	at	NY Islanders	5		L
5/22	NY Islanders	3	at	FLYERS	6		W
5/24	FLYERS	4	at	NY Islanders	5-OT		L

1981

PRELIMINARY ROUND (3-2)

4/8	Quebec	4	at	FLYERS	6		W
4/9	Quebec	5	at	FLYERS	8		W
4/11	FLYERS	0	at	Quebec	2		L
4/12	FLYERS	3	at	Quebec	4-OT		L
4/14	Quebec	2	at	FLYERS	5		W

QUARTERFINALS (3-4)

4/16	Calgary	0	at	FLYERS	4		W
4/17	Calgary	5	at	FLYERS	4		L
4/19	FLYERS	1	at	Calgary	2		L
4/20	FLYERS	4	at	Calgary	5		L
4/22	Calgary	4	at	FLYERS	9		W
4/24	FLYERS	3	at	Calgary	2		W
4/26	Calgary	4	at	FLYERS	1		L

1982

PATRICK DIVISION SEMIFINALS (1-3)

4/7	FLYERS	4	at	NY Rangers	1		W
4/8	FLYERS	3	at	NY Rangers	7		L
4/10	NY Rangers	4	at	FLYERS	3		L
4/11	NY Rangers	7	at	FLYERS	5		L

1983

PATRICK DIVISION SEMIFINALS (0-3)

4/5	NY Rangers	5	at	FLYERS	3		L
4/7	NY Rangers	4	at	FLYERS	3		L
4/9	FLYERS	3	at	NY Rangers	9		L

1984

PATRICK DIVISION SEMIFINALS (0-3)

4/4	FLYERS	2	at	Washington	4		L
4/5	FLYERS	2	at	Washington	6		L
4/7	Washington	5	at	FLYERS	1		L

1985

PATRICK DIVISION SEMIFINALS (3-0)

4/10	NY Rangers	4	at	FLYERS	5-OT		W
4/11	NY Rangers	1	at	FLYERS	3		W
4/13	FLYERS	6	at	NY Rangers	5		W

PATRICK DIVISION FINALS (4-1)

4/18	NY Islanders	0	at	FLYERS	3		W
4/21	NY Islanders	2	at	FLYERS	5		W
4/23	FLYERS	5	at	NY Islanders	3		W
4/25	FLYERS	2	at	NY Islanders	6		L
4/28	NY Islanders	0	at	FLYERS	1		W

WALES CONFERENCE FINALS (4-2)

5/5	FLYERS	1	at	Quebec	2-OT		L
5/7	FLYERS	4	at	Quebec	2		W
5/9	Quebec	2	at	FLYERS	4		W
5/12	Quebec	5	at	FLYERS	3		L
5/14	FLYERS	2	at	Quebec	1		W
5/16	Quebec	0	at	FLYERS	3		W

FLYERS STANLEY CUP PLAYOFF RESULTS-1967-2014

STANLEY CUP FINAL (1-4)

5/21	Edmonton	1	at	FLYERS	4	W
5/23	Edmonton	3	at	FLYERS	1	L
5/25	FLYERS	3	at	Edmonton	4	L
5/28	FLYERS	3	at	Edmonton	5	L
5/30	FLYERS	3	at	Edmonton	8	L

1986

PATRICK DIVISION SEMIFINALS (2-3)

4/9	NY Rangers	6	at	FLYERS	2	L
4/10	NY Rangers	1	at	FLYERS	2	W
4/12	FLYERS	2	at	NY Rangers	5	L
4/14	FLYERS	7	at	NY Rangers	1	W
4/15	NY Rangers	5	at	FLYERS	2	L

1987

PATRICK DIVISION SEMIFINALS (4-2)

4/8	NY Rangers	3	at	FLYERS	0	L
4/9	NY Rangers	3	at	FLYERS	8	W
4/11	FLYERS	3	at	NY Rangers	0	W
4/12	FLYERS	3	at	NY Rangers	6	L
4/14	NY Rangers	1	at	FLYERS	3	W
4/16	FLYERS	5	at	NY Rangers	0	W

PATRICK DIVISION FINALS (4-3)

4/20	NY Islanders	2	at	FLYERS	4	W
4/22	NY Islanders	2	at	FLYERS	1	L
4/24	FLYERS	4	at	NY Islanders	1	W
4/26	FLYERS	6	at	NY Islanders	4	W
4/28	NY Islanders	2	at	FLYERS	1	L
4/30	FLYERS	2	at	NY Islanders	4	L
5/2	NY Islanders	1	at	FLYERS	5	W

WALES CONFERENCE FINALS (4-2)

5/4	Montreal	3	at	FLYERS	4-OT	W
5/6	Montreal	5	at	FLYERS	2	L
5/8	FLYERS	4	at	Montreal	3	W
5/10	FLYERS	6	at	Montreal	3	W
5/12	Montreal	5	at	FLYERS	2	L
5/14	FLYERS	4	at	Montreal	3	W

STANLEY CUP FINAL (3-4)

5/17	FLYERS	2	at	Edmonton	4	L
5/20	FLYERS	2	at	Edmonton	3-OT	L
5/22	Edmonton	3	at	FLYERS	5	W
5/24	Edmonton	4	at	FLYERS	1	L
5/26	FLYERS	4	at	Edmonton	3	W
5/28	Edmonton	2	at	FLYERS	3	W
5/31	FLYERS	1	at	Edmonton	3	L

1988

PATRICK DIVISION SEMIFINALS (3-4)

4/6	FLYERS	4	at	Washington	2	W
4/7	FLYERS	4	at	Washington	5	L
4/9	Washington	3	at	FLYERS	4	W
4/10	Washington	4	at	FLYERS	5-OT	W
4/12	FLYERS	2	at	Washington	5	L
4/14	Washington	7	at	FLYERS	2	L
4/16	FLYERS	4	at	Washington	5-OT	L

1989

PATRICK DIVISION SEMIFINALS (4-2)

4/5	FLYERS	2	at	Washington	3	L
4/6	FLYERS	3	at	Washington	2	W
4/8	Washington	4	at	FLYERS	3-OT	L
4/9	Washington	2	at	FLYERS	5	W
4/11	FLYERS	8	at	Washington	5	W
4/13	Washington	3	at	FLYERS	4	W

PATRICK DIVISION FINALS (4-3)

4/17	FLYERS	3	at	Pittsburgh	4	L
4/19	FLYERS	4	at	Pittsburgh	2	W
4/21	Pittsburgh	4	at	FLYERS	3-OT	L
4/23	Pittsburgh	1	at	FLYERS	4	W
4/25	FLYERS	7	at	Pittsburgh	10	L
4/27	Pittsburgh	2	at	FLYERS	6	W
4/29	FLYERS	4	at	Pittsburgh	1	W

WALES CONFERENCE FINALS (2-4)

5/1	FLYERS	3	at	Montreal	1	W
5/3	FLYERS	0	at	Montreal	3	L
5/5	Montreal	5	at	FLYERS	1	L
5/7	Montreal	3	at	FLYERS	0	L
5/9	FLYERS	2	at	Montreal	1-OT	W
5/11	Montreal	4	at	FLYERS	2	L

1990 MISSED PLAYOFFS

1991 MISSED PLAYOFFS

1992 MISSED PLAYOFFS

1993 MISSED PLAYOFFS

1994 MISSED PLAYOFFS

1995

EASTERN CONFERENCE QUARTERFINALS (4-1)

5/7	Buffalo	3	at	FLYERS	4-OT	W
5/8	Buffalo	1	at	FLYERS	3	W
5/10	FLYERS	1	at	Buffalo	3	L
5/12	FLYERS	4	at	Buffalo	2	W
5/14	Buffalo	4	at	FLYERS	6	W

EASTERN CONFERENCE SEMIFINALS (4-0)

5/21	NY Rangers	4	at	FLYERS	5-OT	W
5/22	NY Rangers	3	at	FLYERS	4-OT	W
5/24	FLYERS	5	at	NY Rangers	2	W
5/26	FLYERS	4	at	NY Rangers	1	W

EASTERN CONFERENCE FINALS (2-4)

6/3	New Jersey	4	at	FLYERS	1	L
6/5	New Jersey	5	at	FLYERS	2	L
6/7	FLYERS	3	at	New Jersey	2-OT	W
6/10	FLYERS	4	at	New Jersey	2	W
6/11	New Jersey	3	at	FLYERS	2	L
6/13	FLYERS	2	at	New Jersey	4	L

1996

EASTERN CONFERENCE QUARTERFINALS (4-2)

4/16	Tampa Bay	3	at	FLYERS	7	W
4/18	Tampa Bay	2	at	FLYERS	1-OT	L
4/21	FLYERS	4	at	Tampa Bay	5-OT	L
4/23	FLYERS	4	at	Tampa Bay	1	W
4/25	Tampa Bay	1	at	FLYERS	4	W
4/27	FLYERS	6	at	Tampa Bay	1	W

FLYERS STANLEY CUP PLAYOFF RESULTS-1967-2014

EASTERN CONFERENCE SEMIFINALS (2-4)

5/2	Florida	2	at	FLYERS	0	L
5/4	Florida	2	at	FLYERS	3	W
5/7	FLYERS	3	at	Florida	1	W
5/9	FLYERS	3	at	Florida	4-OT	L
5/12	Florida	2	at	FLYERS	1-OT	L
5/14	FLYERS	1	at	Florida	4	L

1997

EASTERN CONFERENCE QUARTERFINALS (4-1)

4/17	Pittsburgh	1	at	FLYERS	5	W
4/19	Pittsburgh	2	at	FLYERS	3	W
4/21	FLYERS	5	at	Pittsburgh	3	W
4/23	FLYERS	1	at	Pittsburgh	4	L
4/26	Pittsburgh	3	at	FLYERS	6	W

EASTERN CONFERENCE SEMIFINALS (4-1)

5/3	FLYERS	5	at	Buffalo	3	W
5/5	FLYERS	2	at	Buffalo	1	W
5/7	Buffalo	1	at	FLYERS	4	W
5/9	Buffalo	5	at	FLYERS	4-OT	L
5/11	FLYERS	6	at	Buffalo	3	W

EASTERN CONFERENCE FINALS (4-1)

5/16	NY Rangers	1	at	FLYERS	3	W
5/18	NY Rangers	5	at	FLYERS	4	L
5/20	FLYERS	6	at	NY Rangers	3	W
5/23	FLYERS	3	at	NY Rangers	2	W
5/25	NY Rangers	2	at	FLYERS	4	W

STANLEY CUP FINALS (0-4)

5/31	Detroit	4	at	FLYERS	2	L
6/3	Detroit	4	at	FLYERS	2	L
6/5	FLYERS	1	at	Detroit	6	L
6/7	FLYERS	1	at	Detroit	2	L

1998

EASTERN CONFERENCE QUARTERFINALS (1-4)

4/22	Buffalo	3	at	FLYERS	2	L
4/24	Buffalo	2	at	FLYERS	3	W
4/27	FLYERS	1	at	Buffalo	6	L
4/29	FLYERS	1	at	Buffalo	4	L
5/1	Buffalo	3	at	FLYERS	2-OT	L

1999

EASTERN CONFERENCE QUARTERFINALS (2-4)

4/22	FLYERS	3	at	Toronto	0	W
4/24	FLYERS	1	at	Toronto	2	L
4/26	Toronto	2	at	FLYERS	1	L
4/28	Toronto	2	at	FLYERS	5	W
4/30	FLYERS	1	at	Toronto	2-OT	L
5/2	Toronto	1	at	FLYERS	0	L

2000

EASTERN CONFERENCE QUARTERFINALS (4-1)

4/13	Buffalo	2	at	FLYERS	3	W
4/14	Buffalo	1	at	FLYERS	2	W
4/16	FLYERS	2	at	Buffalo	0	W
4/18	FLYERS	2	at	Buffalo	3-OT	L
4/20	Buffalo	2	at	FLYERS	5	W

EASTERN CONFERENCE SEMIFINALS (4-2)

4/27	Pittsburgh	2	at	FLYERS	0	L
4/29	Pittsburgh	4	at	FLYERS	1	L
5/2	FLYERS	4	at	Pittsburgh	3-OT	W
5/4	FLYERS	2	at	Pittsburgh	1-5OT	W
5/7	Pittsburgh	3	at	FLYERS	6	W
5/9	FLYERS	2	at	Pittsburgh	1	W

EASTERN CONFERENCE FINALS (3-4)

5/14	New Jersey	4	at	FLYERS	1	L
5/16	New Jersey	3	at	FLYERS	4	W
5/18	FLYERS	4	at	New Jersey	2	W
5/20	FLYERS	3	at	New Jersey	1	W
5/22	New Jersey	4	at	FLYERS	1	L
5/24	FLYERS	1	at	New Jersey	2	L
5/26	New Jersey	2	at	FLYERS	1	L

2001

EASTERN CONFERENCE QUARTERFINALS (2-4)

4/11	Buffalo	2	at	FLYERS	1	L
4/14	Buffalo	4	at	FLYERS	3-OT	L
4/16	FLYERS	3	at	Buffalo	2	W
4/17	FLYERS	3	at	Buffalo	4-OT	L
4/19	Buffalo	1	at	FLYERS	3	W
4/21	FLYERS	0	at	Buffalo	8	L

2002

EASTERN CONFERENCE QUARTERFINALS (1-4)

4/17	Ottawa	0	at	FLYERS	1-OT	W
4/20	Ottawa	3	at	FLYERS	0	L
4/22	FLYERS	0	at	Ottawa	3	L
4/24	FLYERS	0	at	Ottawa	3	L
4/26	Ottawa	2	at	FLYERS	1-OT	L

2003

EASTERN CONFERENCE QUARTERFINALS (4-3)

4/9	Toronto	5	at	FLYERS	3	L
4/11	Toronto	1	at	FLYERS	4	W
4/14	FLYERS	3	at	Toronto	4-2OT	L
4/16	FLYERS	3	at	Toronto	2-3OT	W
4/19	Toronto	1	at	FLYERS	4	W
4/21	FLYERS	1	at	Toronto	2-2OT	L
4/22	Toronto	1	at	FLYERS	6	W

EASTERN CONFERENCE SEMIFINALS (2-4)

4/25	FLYERS	2	at	Ottawa	4	L
4/27	FLYERS	2	at	Ottawa	0	W
4/29	Ottawa	3	at	FLYERS	2-OT	L
5/1	Ottawa	0	at	FLYERS	1	W
5/3	FLYERS	2	at	Ottawa	5	L
5/5	Ottawa	5	at	FLYERS	1	L

2004

EASTERN CONFERENCE QUARTERFINALS (4-1)

4/8	New Jersey	2	at	FLYERS	3	W
4/10	New Jersey	2	at	FLYERS	3	W
4/12	FLYERS	2	at	New Jersey	4	L
4/14	FLYERS	3	at	New Jersey	0	W
4/17	New Jersey	1	at	FLYERS	3	W

EASTERN CONFERENCE SEMIFINALS (4-2)

4/22	Toronto	1	at	FLYERS	3	W
4/25	Toronto	1	at	FLYERS	2	W
4/28	FLYERS	1	at	Toronto	4	L
4/30	FLYERS	1	at	Toronto	3	L
5/2	Toronto	2	at	FLYERS	7	W
5/4	FLYERS	3	at	Toronto	2-OT	W

FLYERS STANLEY CUP PLAYOFF RESULTS-1967-2014

EASTERN CONFERENCE FINALS (3-4)

5/8	FLYERS	1	at	Tampa Bay	3	L
5/10	FLYERS	6	at	Tampa Bay	2	W
5/13	Tampa Bay	4	at	FLYERS	1	L
5/15	Tampa Bay	2	at	FLYERS	3	W
5/18	FLYERS	2	at	Tampa Bay	4	L
5/20	Tampa Bay	4	at	FLYERS	5-OT	W
5/22	FLYERS	1	at	Tampa Bay	2	L

2006

EASTERN CONFERENCE QUARTERFINALS (2-4)

4/22	FLYERS	2	at	Buffalo	3-2OT	L
4/24	FLYERS	2	at	Buffalo	8	L
4/26	Buffalo	2	at	FLYERS	4	W
4/28	Buffalo	4	at	FLYERS	5	W
4/30	FLYERS	0	at	Buffalo	3	L
5/2	Buffalo	7	at	FLYERS	1	L

2007 MISSED PLAYOFFS

2008

EASTERN CONFERENCE QUARTERFINALS (4-3)

4/11	FLYERS	4	at	Washington	5	L
4/13	FLYERS	2	at	Washington	0	W
4/15	Washington	3	at	FLYERS	6	W
4/17	Washington	3	at	FLYERS	4-2OT	W
4/19	FLYERS	2	at	Washington	3	L
4/21	Washington	4	at	FLYERS	2	L
4/22	FLYERS	3	at	Washington	2-OT	W

EASTERN CONFERENCE SEMIFINALS (4-1)

4/24	FLYERS	3	at	Montreal	4-OT	L
4/26	FLYERS	4	at	Montreal	2	W
4/28	Montreal	2	at	FLYERS	3	W
4/30	Montreal	2	at	FLYERS	4	W
5/3	FLYERS	6	at	Montreal	4	W

EASTERN CONFERENCE FINALS (1-4)

5/9	FLYERS	2	at	Pittsburgh	4	L
5/11	FLYERS	2	at	Pittsburgh	4	L
5/13	Pittsburgh	4	at	FLYERS	1	L
5/15	Pittsburgh	2	at	FLYERS	4	W
5/18	FLYERS	0	at	Pittsburgh	6	L

2009

EASTERN CONFERENCE QUARTERFINALS (2-4)

4/15	FLYERS	1	at	Pittsburgh	4	L
4/17	FLYERS	2	at	Pittsburgh	3-OT	L
4/19	Pittsburgh	3	at	FLYERS	6	W
4/21	Pittsburgh	3	at	FLYERS	1	L
4/23	FLYERS	3	at	Pittsburgh	0	W
4/25	Pittsburgh	5	at	FLYERS	3	L

2010

EASTERN CONFERENCE QUARTERFINALS (4-1)

4/14	FLYERS	2	at	New Jersey	1	W
4/16	FLYERS	3	at	New Jersey	5	L
4/18	New Jersey	2	at	FLYERS	3-OT	W
4/20	New Jersey	1	at	FLYERS	4	W
4/22	FLYERS	3	at	New Jersey	0	W

EASTERN CONFERENCE SEMIFINALS (4-3)

5/1	FLYERS	4	at	Boston	5-OT	L
5/3	FLYERS	2	at	Boston	3	L
5/5	Boston	4	at	FLYERS	1	L
5/7	Boston	4	at	FLYERS	5-OT	W
5/10	FLYERS	4	at	Boston	0	W
5/12	Boston	1	at	FLYERS	2	W
5/14	FLYERS	4	at	Boston	3	W

EASTERN CONFERENCE FINALS (4-1)

5/16	Montreal	0	at	FLYERS	6	W
5/18	Montreal	0	at	FLYERS	3	W
5/20	FLYERS	1	at	Montreal	5	L
5/22	FLYERS	3	at	Montreal	0	W
5/24	Montreal	2	at	FLYERS	4	W

STANLEY CUP FINAL (2-4)

5/29	FLYERS	5	at	Chicago	6	L
5/31	FLYERS	1	at	Chicago	2	L
6/2	Chicago	3	at	FLYERS	4-OT	W
6/4	Chicago	3	at	FLYERS	5	W
6/6	FLYERS	4	at	Chicago	7	L
6/9	Chicago	4	at	FLYERS	3-OT	L

2011

EASTERN CONFERENCE QUARTERFINALS (4-3)

4/14	Buffalo	1	at	FLYERS	0	L
4/16	Buffalo	4	at	FLYERS	5	W
4/18	FLYERS	4	at	Buffalo	2	W
4/20	FLYERS	0	at	Buffalo	1	L
4/22	Buffalo	4	at	FLYERS	3-OT	L
4/24	FLYERS	5	at	Buffalo	4-OT	W
4/26	Buffalo	2	at	FLYERS	5	W

EASTERN CONFERENCE SEMIFINALS (0-4)

4/30	Boston	7	at	FLYERS	3	L
5/2	Boston	3	at	FLYERS	2-OT	L
5/4	FLYERS	1	at	Boston	5	L
5/6	FLYERS	1	at	Boston	5	L

2012

EASTERN CONFERENCE QUARTERFINALS (4-2)

4/11	FLYERS	4	at	Pittsburgh	3-OT	W
4/13	FLYERS	8	at	Pittsburgh	5	W
4/15	Pittsburgh	4	at	FLYERS	8	W
4/18	Pittsburgh	10	at	FLYERS	3	L
4/20	FLYERS	2	at	Pittsburgh	3	L
4/22	Pittsburgh	1	at	FLYERS	5	W

EASTERN CONFERENCE SEMIFINALS (1-4)

4/29	New Jersey	3	at	FLYERS	4-OT	W
5/1	New Jersey	4	at	FLYERS	1	L
5/3	FLYERS	3	at	New Jersey	4-OT	L
5/6	FLYERS	2	at	New Jersey	4	L
5/8	New Jersey	3	at	FLYERS	1	L

2013 MISSED PLAYOFFS

FLYERS STANLEY CUP PLAYOFF RESULTS-1967-2014

2014

EASTERN CONFERENCE QUARTERFINALS

4/17	FLYERS	1	at	NY Rangers	4	L
4/20	FLYERS	4	at	NY Rangers	2	W
4/22	NY Rangers	4	at	FLYERS	1	L
4/25	NY Rangers	1	at	FLYERS	2	W
4/27	FLYERS	2	at	NY Rangers	4	L
4/29	NY Rangers	2	at	FLYERS	5	W
4/30	FLYERS	1	at	NY Rangers	2	L

FLYERS ALL-TIME PLAYOFF SCORING- 1967-2014

POS	PLAYER	GP	G	A	PTS	PIM	POS	PLAYER	GP	G	A	PTS	PIM
C	B. Clarke	136	42	77	119	152	C	M. Handzus	37	7	13	20	18
LW	B. Propp	116	52	60	112	121	C	T. Crisp	47	7	13	20	8
LW	B. Barber	129	53	55	108	109	RW	S. Kapanen	53	9	10	19	16
C	R. MacLeish	108	53	52	105	38	LW	A. Hill	51	8	11	19	43
LW	J. LeClair	116	35	39	74	68	C	D. Langkow	28	7	11	18	27
C	D. Briere	68	37	35	72	64	D	L. Goodenough	21	3	15	18	8
RW	T. Kerr	73	39	31	70	58	D	C. Pronger	26	4	14	18	36
RW	R. Leach	91	47	22	69	22	D	B. Marsh	66	5	12	17	95
*RW	C. Giroux	57	23	38	61	33	C	V. Prospal	22	4	13	17	10
RW	R. Tocchet	95	27	33	60	349	*C	R. J. Umberger	22	11	5	16	12
C	E. Lindros	50	24	33	57	118	D	K. Dykhuis	50	7	9	16	42
C	K. Linseman	41	11	42	53	135	LW	D. Schultz	61	7	9	16	363
D	M. Howe	82	8	45	53	30	C	D. Hawerchuk	29	5	11	16	12
C	R. Brind'Amour	57	24	27	51	31	D	K. Samuelsson	70	4	12	16	98
D	E. Desjardins	97	14	37	51	38	RW	T. Gorence	37	9	6	15	47
RW	P. Holmgren	67	19	31	50	181	RW	T. Amonte	31	4	11	15	10
C	M. Richards	63	16	34	50	49	D	Joe Watson	84	3	12	15	82
LW	S. Gagne	90	32	15	47	26	LW	J. van Riemsdyk	39	11	4	15	10
C	M. Bridgman	74	13	30	43	201	LW	S. Podein	51	6	8	14	86
C	P. Eklund	57	10	33	43	4	RW	M. Knuble	24	6	8	14	16
LW	S. Hartnell	75	16	25	41	112	D	D. McGillis	40	5	9	14	48
LW	R. Lonsberry	83	19	22	41	74	C	A. Zhannov	18	4	10	14	8
D	B. Dailey	56	10	30	40	91	D	P. Svoboda	45	1	13	14	50
RW	M. Recchi	65	19	20	39	18	*RW	J. Voracek	18	4	10	14	12
C	D. Poulin	63	17	22	39	53	D	B. McCrimmon	46	7	6	13	55
D	Jim Watson	101	5	34	39	89	C	T. Bergen	17	4	9	13	8
RW	G. Dornhoefer	80	17	19	36	203	C	J. Otto	35	4	9	13	19
C	O. Kindrachuk	69	16	19	35	46	RW	B. Flett	28	3	10	13	21
RW	M. Renberg	50	14	20	34	24	D	J. Niinimaa	19	1	12	13	16
C	K. Primeau	58	12	22	34	63	RW	T. Klatt	36	8	4	12	12
C	Ron Sutter	69	6	27	33	149	RW	J. Lupul	18	5	7	12	4
D	B. Wilson	43	8	24	32	122	*C	B. Schenn	18	3	9	12	16
D	T. Bladon	78	8	24	32	68	C	M. Bullard	19	3	9	12	32
RW	I. Sinisalo	66	21	10	31	6	D	C. Therien	99	2	10	12	68
C	P. Zezel	56	10	21	31	49	D	E. VanImpe	57	1	11	12	121
D	D. Crossman	60	9	22	31	81	LW	L. Carson	44	3	8	11	56
RW	D. Saleski	82	13	17	30	131	*RW	W. Simmonds	18	5	6	11	58
D	A. Dupont	108	13	15	28	306	LW	D. Carcillo	33	5	6	11	69
D	M. Carle	51	3	23	26	18	D	D. Yushkevich	28	2	9	11	14
LW	V. Leino	30	10	16	26	6	D	K. Johnsson	33	2	9	11	18
LW	D. Smith	75	13	11	24	70	RW	K. Dineen	15	6	4	10	18
LW	M. Craven	44	9	15	24	28	RW	D. Zubrus	24	5	5	10	14
LW	B. Kelly	101	9	14	23	172	RW	A. Asham	29	5	4	9	16
*D	K. Timonen	71	2	21	23	67	RW	P. Falloon	26	6	3	9	4
*D	B. Coburn	72	2	21	23	55	RW	S. Nolet	31	6	3	9	8
C	J. Carter	47	13	3	21	34	RW	K. Jones	24	5	4	9	28
C	J. Roenick	36	7	14	21	30	D	K. Haller	21	4	5	9	18
RW	S. Mellanby	50	9	11	20	90	D	G. Murphy	19	2	7	9	13

FLYERS ALL-TIME PLAYOFF SCORING- 1967-2014

POS	PLAYER	GP	G	A	PTS	PIM	POS	PLAYER	GP	G	A	PTS	PIM
D	P. Coffey	17	1	8	9	6	C	J. Dowd	17	1	2	3	4
D	A. Delmore	20	6	2	8	16	RW	J. Druce	17	1	2	3	6
C	P. Forsberg	6	4	4	8	6	D	D. Markov	18	1	2	3	25
*RW	M. Read	18	4	4	8	8	LW	S. Antoski	20	1	2	3	38
RW	J. Jagr	11	1	7	8	2	RW	N. Zherdev	11	1	2	3	2
C	D. Sittler	10	4	3	7	17	C	L. Hachborn	7	0	3	3	7
LW	J. Paterson	17	3	4	7	70	D	J. Modry	9	0	3	3	0
RW	S. Upshall	17	3	4	7	44	D	J. Miszuk	11	0	3	3	11
C	A. Lacroix	15	2	5	7	0	D	T. Eriksson	19	0	3	3	12
D	M. Busniuk	25	2	5	7	34	D	R. Jones	22	0	3	3	4
LW	D. Brashear	37	2	5	7	101	D	J. McIlhargey	24	0	3	3	66
D	A. Meszaros	12	2	4	6	8	RW	J. Paddock	3	2	0	2	0
C	M. Talbot	11	4	2	6	10	C	C. Gratton	5	2	0	2	10
RW	K. Versteeg	11	1	5	6	12	C	P. Nedved	6	2	0	2	8
LW	B. Sutherland	11	2	4	6	0	RW	L. Rochefort	10	2	0	2	2
C	A. Semenov	15	2	4	6	0	C	B. Clement	18	2	0	2	12
C	R. DiMaio	18	2	4	6	4	LW	C. Berube	45	2	0	2	100
D	M. Timander	18	2	4	6	6	C	S. Bernier	4	1	1	2	0
D	V. Malakhov	17	1	5	6	12	*D	A. MacDonald	7	1	1	2	8
RW	J. Williams	17	1	5	6	12	LW	B. Selby	7	1	1	2	4
D	T. Carkner	19	1	5	6	28	C	B. Dunlop	8	1	1	2	4
D	M. Ragnarsson	27	1	5	6	20	C	D. Nachbaur	9	1	1	2	17
C	D. Powe	40	1	4	5	17	D	G. Cochrane	11	1	1	2	24
RW	Rich Sutter	19	5	0	5	44	LW	R. Fedotenko	11	1	1	2	6
C	C. Lapointe	14	2	3	5	14	D	E. Hospodar	23	1	1	2	71
C	K. Acton	16	2	3	5	18	C	B. Betts	34	1	1	2	4
D	E. Weinrich	18	2	3	5	16	D	L. Hillman	4	0	2	2	2
C	F. Kennedy	7	1	4	5	14	RW	A. Daigle	5	0	2	2	0
C	D. Quinn	12	1	4	5	6	C	A. Oates	5	0	2	2	0
C	C. MacTavish	15	1	4	5	20	RW	D. Ververgaert	5	0	2	2	2
D	D. Hatcher	21	1	4	5	50	C	M. Bureau	6	0	2	2	2
G	R. Hextall	84	1	4	5	111	D	S. Duchesne	6	0	2	2	2
D	J. Pitkanen	21	0	5	5	8	C	J. Johnson	7	0	2	2	2
*C	S. Couturier	18	3	1	4	8	LW	P. Ranheim	11	0	2	2	2
C	G. Peters	8	2	2	4	31	G	G. Snow	13	0	2	2	11
RW	B. Fedyk	9	2	2	4	8	D	R. Bailey	14	0	2	2	23
C	R. Flockhart	9	2	2	4	6	D	L. Kukkonen	14	0	2	2	6
RW	R. Allison	10	2	2	4	20	D	R. Parent	27	1	1	2	8
LW	R. Somik	15	2	2	4	10	LW	P. Thoresen	14	0	2	2	4
D	T. Murray	18	2	2	4	10	D	J. Smith	17	0	2	2	4
LW	V. Zelepuhin	22	2	2	4	16	D	M. Dvorak	18	0	2	2	6
RW	D. Brown	54	2	2	4	173	D	J. Wells	18	0	2	2	51
D	J. Gauthier	7	1	3	4	6	D	J. Chychrun	19	0	2	2	65
C	T. Tookey	10	1	3	4	2	C	P. White	19	0	2	2	0
C	K. Manderville	24	1	3	4	24	RW	I. Laperriere	13	0	1	1	6
D	F. Bathe	27	1	3	4	42	C	M. Sillinger	3	1	0	1	0
LW	A. Secord	14	0	4	4	31	D	D. Cherry	4	1	0	1	4
D	T. Harris	16	0	4	4	4	LW	B. Lesuk	4	1	0	1	8
D	B. Ashbee	17	0	4	4	22	D	D. Babych	5	1	0	1	4
D	R. Lapointe	29	0	4	4	40	*D	L. Schenn	7	1	0	1	0
D	L. Krajccek	22	0	3	3	8	C	J. Ross	9	1	0	1	0
RW	R. Paiement	3	3	0	3	0	LW	B. Savage	6	1	0	1	4
LW	D. Blackburn	11	3	0	3	10	C	J. Montgomery	8	1	0	1	2
*RW	J. Akeson	7	2	1	3	4	D	J. J. Daigneault	9	1	0	1	0
D	E. Gustafsson	9	2	1	3	4	LW	D. Kordic	12	1	0	1	22
RW	B. Radivojevic	23	2	1	3	32	C	P. Sharp	12	1	0	1	2
D	J. Mair	3	1	2	3	4	LW	P. Juhlin	13	1	0	1	2
LW	C. LaForge	5	1	2	3	15	D	B. Hoffmeyer	3	0	1	1	25
RW	P. Hannigan	7	1	2	3	9	D	A. Stanley	3	0	1	1	4
*D	M. Streit	7	1	2	3	0	RW	M. Beyers	4	0	1	1	0
C	B. Corkum	12	1	2	3	6	RW	M. Greig	5	0	1	1	0

FLYERS ALL-TIME PLAYOFF SCORING- 1967-2014

POS	PLAYER	GP	G	A	PTS	PIM	POS	PLAYER	GP	G	A	PTS	PIM
D	P. Kubina	5	0	1	1	12	LW	D. McAmmond	4	0	0	0	2
G	R. Moore	5	0	1	1	0	C	G. Meehan	4	0	0	0	0
RW	G. Morrison	5	0	1	1	2	RW	L. Morrison	4	0	0	0	2
C	D. Plante	5	0	1	1	0	RW	J. Sacco	4	0	0	0	0
D	A. Alberts	6	0	1	1	10	RW	D. Sarrazin	4	0	0	0	0
LW	M. Andersson	6	0	1	1	2	LW	D. Sulliman	4	0	0	0	0
RW	S. Downie	6	0	1	1	10	RW	N. Dimitrakos	5	0	0	0	2
D	D. Gauthier	6	0	1	1	19	D	W. Huber	5	0	0	0	2
LW	S. McCarthy	6	0	1	1	0	D	D. Richter	5	0	0	0	21
D	F. Meyer	6	0	1	1	8	D	M. Stothers	5	0	0	0	11
D	M. Sykora	6	0	1	1	0	C	A. Stratton	5	0	0	0	0
RW	A. Hall	7	0	1	1	7	G	K. Wregget	5	0	0	0	16
C	E. Hoekstra	7	0	1	1	0	G	S. Burke	6	0	0	0	0
*LW	M. Raffl	7	0	1	1	0	G	P. Myre	6	0	0	0	0
D	L. Zeidel	7	0	1	1	12	D	M. Rathje	6	0	0	0	6
LW	J. Gendron	8	0	1	1	6	D	G. Smyth	6	0	0	0	40
D	J. Vandermeer	8	0	1	1	9	G	J. Vanbiesbrouck	6	0	0	0	2
C	M. Murray	9	0	1	1	4	C	L. Angotti	7	0	0	0	2
D	K. McCarthy	10	0	1	1	8	D	O. Bartulis	7	0	0	0	4
G	B. Froese	12	0	1	1	2	D	M. Eaton	7	0	0	0	0
*D	N. Grossmann	13	0	1	1	10	LW	T. Fedoruk	7	0	0	0	22
C	D. Lacroix	16	0	1	1	26	LW	B. Cowick	8	0	0	0	9
D	A. Burt	17	0	1	1	8	LW	C. Forbes	8	0	0	0	2
G	M. Biron	23	0	1	1	2	D	L. Hale	8	0	0	0	12
G	P. Lindbergh	23	0	1	1	8	D	W. Hillman	8	0	0	0	0
G	W. Stephenson	23	0	1	1	2	D	K. Huffman	8	0	0	0	2
RW	J. Hull	30	0	1	1	8	D	R. MacSweyn	8	0	0	0	6
D	L. Richardson	34	0	1	1	49	D	A. Lilja	10	0	0	0	6
G	M. Belhumeur	1	0	0	0	0	G	R. St. Croix	10	0	0	0	0
D	M.A. Bourdon	1	0	0	0	0	D	D. Syvret	10	0	0	0	0
D	H. Gill	1	0	0	0	0	LW	E. Wellwood	11	0	0	0	2
D	C. Joseph	1	0	0	0	2	RW	A. Nodi	12	0	0	0	0
RW	D. Laliberte	1	0	0	0	2	D	N. Barnes	12	0	0	0	8
RW	A. MacAdam	1	0	0	0	0	LW	D. Hoyda	12	0	0	0	17
D	M. Mantha	1	0	0	0	0	*C	Z. Rinaldo	14	0	0	0	64
LW	R. Romaniuk	1	0	0	0	0	G	D. Favell	16	0	0	0	2
G	D. Roussel	1	0	0	0	0	D	D. Stanley	17	0	0	0	30
D	L. Sbisá	1	0	0	0	2	G	P. Peeters	20	0	0	0	2
D	J. Slaney	1	0	0	0	0	G	B. Boucher	21	0	0	0	0
LW	M. Stankewicz	1	0	0	0	0	G	R. Cechmanek	23	0	0	0	0
D	D. Tertyshny	1	0	0	0	2	G	R. Esche	25	0	0	0	10
D	R. Zettler	1	0	0	0	2	G	B. Parent	63	0	0	0	8
RW	P. Brendl	2	0	0	0	0							
LW	J. Shelley	2	0	0	0	2							
RW	B. Dobbín	2	0	0	0	17							
LW	B. Eager	2	0	0	0	26							
G	B. Gamble	2	0	0	0	0							
G	M. Laforest	2	0	0	0	10							
D	C. McAllister	2	0	0	0	0							
G	A. Niittymaki	2	0	0	0	0							
D	B. Root	2	0	0	0	0							
RW	P. J. Stock	2	0	0	0	0							
LW	R. Cote	3	0	0	0	0							
RW	G. Dionne	3	0	0	0	4							
RW	P. Guay	3	0	0	0	4							
D	M. Petit	3	0	0	0	6							
G	G. Resch	3	0	0	0	0							
D	D. Seidenberg	3	0	0	0	0							
D	F. Arthur	4	0	0	0	2							
C	H. Bennett	4	0	0	0	2							
D	B. Hughes	4	0	0	0	6							

*Still active on Flyers roster

FLYERS ALL-TIME PLAYOFF GOALTENDER RECORDS-1967-2014

PLAYER	GP	MINS	GA	SO	AVG	W	L
Johan Backlund	1	1	0	0	0.00	0	0
Dominic Roussel	1	23	0	0	0.00	0	0
Mark LaForest	2	48	1	0	1.25	1	0
John Vanbiesbrouck	6	369	9	1	1.46	2	4
*Steve Mason	5	243	8	0	1.97	2	2
Brian Boucher	42	2,384	94	2	3.13	21	18
Ken Wregget	5	268	10	0	2.24	2	2
Roman Cechmanek	23	1,441	56	3	2.33	9	14
Bernie Parent	63	3,824	152	6	2.38	35	28
Michael Leighton	15	827	35	3	3.43	8	4
Phil Myre	6	384	16	1	2.50	5	1
Robert Esche	25	1,405	64	1	2.73	13	11
Glenn Resch	3	43	2	0	2.79	0	0
Garth Snow	13	700	33	0	2.83	8	4
Wayne Stephenson	23	1,362	65	2	2.86	10	10
Martin Biron	23	1,423	68	2	2.87	11	12
Ron Hextall	84	4,926	242	2	2.95	45	36
Rick St.Croix	10	561	28	1	2.99	4	6
Doug Favell	16	969	50	1	3.10	6	10
Pelle Lindbergh	23	1,214	63	3	3.11	12	10
Pete Peeters	20	1,199	66	1	3.30	11	8
Ilya Bryzgalov	11	642	37	0	3.46	5	7
*Ray Emery	3	172	10	0	3.49	1	2
Sean Burke	6	323	18	0	3.54	1	4
Bob Froese	12	593	37	0	3.74	2	6
Robbie Moore	5	268	18	0	4.03	3	2
Antero Niittymaki	2	73	5	0	4.11	0	0
Sergei Bobrovsky	7	223	15	0	5.67	0	2
Bruce Gamble	2	120	12	0	6.00	0	2
Michel Belhumeur	1	10	1	0	6.00	0	0

*Still active on Flyers roster

FLYERS ALL-TIME PLAYOFF LEADERS-1967-2014

POINTS BY POSITION

CENTER	GP	G	A	PTS
Bobby Clarke	136	42	77	119
Rick MacLeish	108	53	52	105
Danny Briere	68	37	35	72
*Claude Giroux	57	23	38	61
Eric Lindros	50	24	33	57
Ken Linseman	41	11	42	53
Rod Brind'Amour	57	24	27	51
RIGHT WING				
Tim Kerr	73	39	31	70
Reggie Leach	91	47	22	69
Rick Tocchet	95	27	33	60
Paul Holmgren	67	19	31	50
Mark Recchi	65	19	20	39
LEFT WING				
Brian Propp	116	52	60	112
Bill Barber	129	53	55	108
John LeClair	116	35	39	74
Simon Gagne	71	23	12	47
Scott Hartnell	75	16	25	41
Ross Lonsberry	83	19	22	41
DEFENSE				
Mark Howe	82	8	45	53
Eric Desjardins	97	14	37	51
Bob Dailey	56	10	30	40
Jim Watson	101	5	34	39
Behn Wilson	43	8	24	32
Tom Bladen	78	8	24	32

CATEGORY LEADERS

GOAL LEADERS	PTS
Bill Barber	53
Rick MacLeish	53
Brian Propp	52
Reggie Leach	47
Bobby Clarke	42
ASSIST LEADERS	
Bobby Clarke	77
Brian Propp	60
Bill Barber	55
Rick MacLeish	52
Mark Howe	45
GAMES PLAYED	
Bobby Clarke	136
Bill Barber	129
John LeClair	116
Brian Propp	116
Rick MacLeish	108
Andre Dupont	108
GOALTENDER WINS	
Ron Hextall	45
Bernie Parent	35
Brian Boucher	21
Robert Esche	13
Pelle Lindbergh	12
Martin Biron	11
Pete Peeters	11

FLYERS ALL-TIME PLAYOFF GAME-WINNING-GOALS-1967-2014

Rick MacLeish..... 10#	Trent Klatt..... 2	Kim Johnsson 1
Reggie Leach 8	Daymond Langkow 2	Sami Kapanen 1
John LeClair 8	Ville Leino 3	Mike Knuble 1
Danny Briere 9	Brad McCrimmon..... 2	Joffrey Lupul 1
Bobby Clarke..... 7	Shjon Podein..... 2	Danny Markov 1
Brian Propp 7	Jeremy Roenick..... 2	Scott Mellanby 1
Bill Barber 6	Derrick Smith..... 2	Gord Murphy..... 1
Simon Gagne..... 6	RJ Umberger..... 2	Don Nachbaur 1
Tim Kerr..... 6	*Jakub Voracek..... 2	Janne Niinimaa 1
Rick Tocchet 6	Behn Wilson..... 2	Joel Otto 1
Ken Linseman 5	Peter Zezel..... 2	Rosaire Paiement..... 1
Ross Lonsberry..... 5	Shawn Antoski..... 1	Marcus Ragnarsson..... 1
Ilkka Sinisalo..... 5	Arron Asham..... 1	*Matt Read 1
Eric Desjardins..... 4	Todd Bergen..... 1	Michael Richards..... 1
Gary Dornhoefer..... 4	Craig Berube..... 1	Leon Rochefort..... 1
Eric Lindros 4	Don Blackburn..... 1	Kjell Samuelsson..... 1
Keith Primeau 4	Tom Bladon 1	*Luke Schenn 1
Mel Bridgman..... 3	* Braydon Coburn 1	Dave Schultz 1
Orest Kindrachuk 3	Terry Crisp 1	Ron Sutter..... 1
Dave Poulin..... 3	JJ Daigneault..... 1	Chris Therien..... 1
Mark Recchi..... 3	Rob DiMaio..... 1	Mattias Timander 1
Don Saleski..... 3	Kevin Dineen..... 1	Scottie Upshall 1
Rod Brind'Amour..... 2	Pelle Eklund..... 1	James van Riemsdyk..... 1
Jeff Carter 2	Ruslan Fedotenko..... 1	Jim Watson 1
Murray Craven..... 2	Bill Flett..... 1	Justin Williams..... 1
Bob Dailey..... 2	Erik Gustafsson..... 1	Dmitry Yushkevich 1
Andy Delmore..... 2	Kevin Haller..... 1	Alexei Zhamnov 1
Andre Dupont..... 2	Michal Handzus..... 1	Nikolay Zherdev 1
Karl Dykhuis..... 2	Scott Hartnell 1	Valeri Zelepukin..... 1
Peter Forsberg..... 2	Dale Hawerchuk..... 1	Dainius Zubrus..... 1
*Claude Giroux..... 2	Al Hill..... 1	
Paul Holmgren..... 2	Mark Howe..... 1	# Includes Stanley Cup Winner
Bob Kelly..... 2#	Jaromir Jagr..... 1	* Still Active On Flyers Roster

FLYERS PLAYOFF RECORDS-1967-2014

FLYERS STANLEY CUP RECORDS

YEARS IN PLAYOFFS	– 37 of 46 years (of play)
GAMES PLAYED	– 421
GAMES WON	– 217
GAMES LOST	– 204
SERIES PLAYED	– 78
SERIES WON	– 43
SERIES LOST	– 35
FINALS APPEARANCES	– 8

CHRONOLOGY

1968	FLYERS LOST QUARTERFINAL SERIES TO ST. LOUIS, 4-3
1969	FLYERS LOST QUARTERFINAL SERIES TO ST. LOUIS, 4-0
1970	FLYERS MISSED PLAYOFFS
1971	FLYERS LOST QUARTERFINAL SERIES TO CHICAGO, 4-0
1972	FLYERS MISSED PLAYOFFS
1973	FLYERS WON QUARTERFINAL SERIES FROM MINNESOTA, 4-2 FLYERS LOST SEMIFINAL SERIES TO MONTREAL, 4-1
1974	FLYERS WON QUARTERFINAL SERIES FROM ATLANTA, 4-0 FLYERS WON SEMIFINAL SERIES FROM NY RANGERS, 4-3 FLYERS WON FINAL SERIES FROM BOSTON, 4-2 FOR THE STANLEY CUP
1975	FLYERS WON QUARTERFINAL SERIES FROM TORONTO, 4-0 FLYERS WON SEMIFINAL SERIES FROM NY ISLANDERS, 4-3 FLYERS WON FINAL SERIES FROM BUFFALO, 4-2 FOR THE STANLEY CUP

1976	FLYERS WON QUARTERFINAL SERIES FROM TORONTO, 4-3 FLYERS WON SEMIFINAL SERIES FROM BOSTON, 4-1 FLYERS LOST FINAL SERIES TO MONTREAL, 4-0
1977	FLYERS WON QUARTERFINAL SERIES FROM TORONTO, 4-2 FLYERS LOST SEMIFINAL SERIES TO BOSTON, 4-0
1978	FLYERS WON PRELIMINARY SERIES FROM COLORADO, 2-0 FLYERS WON QUARTERFINAL SERIES FROM BUFFALO, 4-1 FLYERS LOST SEMIFINAL SERIES TO BOSTON, 4-1
1979	FLYERS WON PRELIMINARY SERIES FROM VANCOUVER, 2-1 FLYERS LOST QUARTERFINAL SERIES TO NY RANGERS, 4-1
1980	FLYERS WON PRELIMINARY SERIES FROM EDMONTON, 3-0 FLYERS WON QUARTERFINAL SERIES FROM NY RANGERS, 4-1 FLYERS WON SEMIFINAL SERIES FROM MINNESOTA, 4-1 FLYERS LOST FINAL SERIES TO NY ISLANDERS, 4-2
1981	FLYERS WON PRELIMINARY SERIES FROM QUEBEC, 3-2 FLYERS LOST QUARTERFINAL SERIES TO CALGARY, 4-3
1982	FLYERS LOST DIVISIONAL SEMIFINAL SERIES TO NY RANGERS, 3-1
1983	FLYERS LOST DIVISIONAL SEMIFINAL SERIES TO NY RANGERS, 3-0
1984	FLYERS LOST DIVISIONAL SEMIFINAL SERIES TO WASHINGTON, 3-0

FLYERS PLAYOFF RECORDS-1967-2014

- 1985 FLYERS WON DIVISIONAL SEMIFINAL SERIES FROM NY RANGERS, 3-0
FLYERS WON DIVISIONAL FINAL SERIES FROM NY ISLANDERS, 4-1
FLYERS WON CONFERENCE FINAL SERIES FROM QUEBEC, 4-2
FLYERS LOST FINAL SERIES TO EDMONTON, 4-1
- 1986 FLYERS LOST DIVISIONAL SEMIFINAL SERIES TO NY RANGERS, 3-2
- 1987 FLYERS WON DIVISIONAL SEMIFINAL SERIES FROM NY RANGERS, 4-2
FLYERS WON DIVISIONAL FINAL SERIES FROM NY ISLANDERS, 4-3
FLYERS WON CONFERENCE FINAL SERIES FROM MONTREAL, 4-2
FLYERS LOST FINAL SERIES TO EDMONTON, 4-3
- 1988 FLYERS LOST DIVISIONAL SEMIFINAL SERIES TO WASHINGTON, 4-3
- 1989 FLYERS WON DIVISIONAL SEMIFINAL SERIES FROM WASHINGTON, 4-2
FLYERS WON DIVISIONAL FINAL SERIES FROM PITTSBURGH, 4-3
FLYERS LOST CONFERENCE FINAL SERIES TO MONTREAL, 4-2
- 1990 FLYERS MISSED PLAYOFFS
- 1991 FLYERS MISSED PLAYOFFS
- 1992 FLYERS MISSED PLAYOFFS
- 1993 FLYERS MISSED PLAYOFFS
- 1994 FLYERS MISSED PLAYOFFS
- 1995 FLYERS WON CONFERENCE QUARTERFINAL SERIES FROM BUFFALO, 4-1
FLYERS WON CONFERENCE SEMIFINAL SERIES FROM NY RANGERS, 4-0
FLYERS LOST CONFERENCE FINAL TO NEW JERSEY, 4-2
- 1996 FLYERS WON CONFERENCE QUARTERFINAL SERIES FROM TAMPA BAY, 4-2
FLYERS LOST CONFERENCE SEMIFINAL SERIES TO FLORIDA, 4-2
- 1997 FLYERS WON CONFERENCE QUARTERFINAL SERIES FROM PITTSBURGH, 4-1
FLYERS WON CONFERENCE SEMIFINAL SERIES FROM BUFFALO, 4-1
FLYERS WON CONFERENCE FINAL SERIES FROM NY RANGERS, 4-1
FLYERS LOST FINAL SERIES TO DETROIT, 4-0
- 1998 FLYERS LOST CONFERENCE QUARTERFINAL SERIES TO BUFFALO, 4-1
- 1999 FLYERS LOST CONFERENCE QUARTERFINAL SERIES TO TORONTO, 4-2
- 2000 FLYERS WON CONFERENCE QUARTERFINAL SERIES FROM BUFFALO, 4-1
FLYERS WON CONFERENCE SEMIFINAL SERIES FROM PITTSBURGH, 4-2
FLYERS LOST CONFERENCE FINAL SERIES TO NEW JERSEY, 4-3
- 2001 FLYERS LOST CONFERENCE QUARTERFINAL SERIES TO BUFFALO, 4-2
- 2002 FLYERS LOST CONFERENCE QUARTERFINAL SERIES TO OTTAWA, 4-1
- 2003 FLYERS WON CONFERENCE QUARTERFINAL SERIES FROM TORONTO, 4-3
FLYERS LOST CONFERENCE SEMIFINAL SERIES TO OTTAWA, 4-2
- 2004 FLYERS WON CONFERENCE QUARTERFINAL SERIES FROM NEW JERSEY, 4-1
FLYERS WON CONFERENCE SEMIFINAL SERIES FROM TORONTO, 4-2
FLYERS LOST CONFERENCE FINAL SERIES TO TAMPA BAY, 4-3
- 2006 FLYERS LOST CONFERENCE QUARTERFINAL SERIES TO BUFFALO, 4-2
- 2007 FLYERS MISSED PLAYOFFS
- 2008 FLYERS WON CONFERENCE QUARTERFINAL SERIES FROM WASHINGTON, 4-3
FLYERS WON CONFERENCE SEMIFINAL SERIES FROM MONTREAL, 4-1
FLYERS LOST CONFERENCE FINAL SERIES TO PITTSBURGH, 4-1
- 2009 FLYERS LOST CONFERENCE QUARTERFINAL SERIES TO PITTSBURGH, 4-2
- 2010 FLYERS WON CONFERENCE QUARTERFINAL SERIES FROM NEW JERSEY, 4-1
FLYERS WON CONFERENCE SEMIFINAL SERIES FROM BOSTON, 4-3
FLYERS WON CONFERENCE FINAL SERIES FROM MONTREAL, 4-1
FLYERS LOST FINAL SERIES TO CHICAGO, 4-2
- 2011 FLYERS WON CONFERENCE QUARTERFINAL SERIES FROM BUFFALO, 4-3
FLYERS LOST CONFERENCE SEMIFINAL SERIES TO BOSTON, 4-0
- 2012 FLYERS WON CONFERENCE QUARTERFINAL SERIES FROM PITTSBURGH 4-2
FLYERS LOST CONFERENCE SEMIFINAL SERIES TO NEW JERSEY 4-1
- 2013 FLYERS MISSED PLAYOFFS
- 2014 FLYERS LOST CONFERENCE QUARTERFINAL SERIES TO NY RANGERS 4-3

TEAM RECORDS: PLAYOFF STREAKS

LONGEST..

- WIN STREAK-8 GAMES
1974 Finals #6 through 1975 Semifinals #3 May 19, 1974 through May 4, 1975
- WIN STREAK AT HOME-13 GAMES
1974 Quarterfinals #1 through 1975 Semifinals #2 April 9, 1974 through May 1, 1975
- WIN STREAK ON ROAD-5 GAMES
1995 Conference Quarterfinals #4 through Conference Finals #4 May 12, 1995 through June 10, 1995
- 1997 Conference Semifinals #1 through Conference Finals #4 May 3, 1997 through May 23, 1997
- 2000 Conference Semifinals #3 through Conference Finals #4 May 2, 2000 through May 20, 2000
- LOSING STREAK - 10 GAMES
1968 Quarterfinals #7 through 1973 Quarterfinals #1 April 18, 1968 through April 4, 1973
- LOSING STREAK AT HOME - 6 GAMES
1981 Quarterfinals #7 through 1984 Division Semifinals #3 April 26, 1981 through April 7, 1984

FLYERS PLAYOFF RECORDS-1967-2014

LOSING STREAK ON ROAD -- 7 GAMES

1980 Finals #3 through 1981 Quarterfinals #4 May 17, 1980 through April 20, 1981

TEAM RECORDS: PLAYOFF YEAR

MOST...

GAMES PLAYED*	- 26,	1987
GOALS	- 85,	1974
ASSISTS	- 132,	1987
GOALS AGAINST	- 73,	1987
PENALTY MINUTES	- 714,	1987
POWER PLAY GOALS	- 23,	2010
SHORTHANDED GOALS	- 8,	1989
SHUTOUTS	- 5,	1975, 2010

TEAM RECORDS: PLAYOFF SERIES

MOST...

GOALS-33	vs. Toronto, 1976 Quarterfinals
GOALS, TWO-GAME SERIES-6	vs. Colorado, 1978 Preliminary series
GOALS, THREE-GAME SERIES-15	vs. Vancouver, 1979 Preliminary series
GOALS, FOUR-GAME SERIES-18	vs. Toronto, 1975 Quarterfinals vs. NY Rangers, 1995 Conference Semifinals
GOALS, FIVE-GAME SERIES-27	vs. Minnesota, 1980 Semifinals
GOALS, SIX-GAME SERIES - 30	vs. Pittsburgh, 2012 Conference Quarterfinals
GOALS, SEVEN-GAME SERIES-33	vs. Toronto, 1976 Quarterfinals
GOALS AGAINST-28	vs. NY Rangers, 1979 Quarterfinals
GOALS AGAINST, TWO-GAME SERIES-3	vs. Colorado, 1978 Preliminary series
GOALS AGAINST, THREE-GAME SERIES-18	vs. NY Rangers, 1983 Preliminary series
GOALS AGAINST, FOUR-GAME SERIES-20	vs. Chicago, 1971 Quarterfinals
GOALS AGAINST, FIVE-GAME SERIES-28	vs. NY Rangers, 1979 Quarterfinals
GOALS AGAINST, SIX-GAME SERIES - 26	vs. NY Islanders, 1980 Finals vs. Pittsburgh, 2012 Conference Quarterfinals
GOALS AGAINST, SEVEN-GAME SERIES-23	vs. Toronto, 1976 Quarterfinals
GOALS, BOTH TEAMS-56	vs. Toronto (FLYERS 33/Toronto 23), 1976 Quarterfinals vs. Pittsburgh (Flyers 30/Pittsburgh 36), 2012 Quarterfinals
GOALS, BOTH TEAMS, TWO-GAME SERIES-9	vs. Colorado (FLYERS 6/Colorado 3), 1978 Preliminary series
GOALS, BOTH TEAMS, THREE-GAME SERIES-27	vs. NY Rangers (FLYERS 9/Rangers 18), 1983 Division Semifinals
GOALS, BOTH TEAMS, FOUR-GAME SERIES-34	vs. NY Rangers (Rangers 19/FLYERS 15), 1982 Division Semifinals

GOALS, BOTH TEAMS, FIVE-GAME SERIES-41

vs. Minnesota (FLYERS 27/Minnesota 14), 1980 Semifinals

GOALS, BOTH TEAMS, SIX-GAME SERIES - 56

vs. Pittsburgh (Flyers 30/Penguins 26), 2012 Quarterfinals

GOALS, BOTH TEAMS, SEVEN-GAME SERIES-56

vs. Toronto (FLYERS 33/Toronto 23), 1976 Quarterfinals

PENALTIES-95

vs. Washington, 1988 Division Semifinals

PENALTIES BY OPPONENT-82

vs. Washington, 1988 Division Semifinals

PENALTIES, BOTH TEAMS-177

vs. Washington, 1988 Division Semifinals

PENALTY MINUTES-298

vs. Washington, 1988 Division Semifinals

PENALTY MINUTES BY OPPONENT-230

vs. Toronto, 1976 Quarterfinals

PENALTY MINUTES, BOTH TEAMS-525

vs. Toronto, 1976 Quarterfinals

POWER PLAY GOALS - 12

vs. Pittsburgh, 2012 Conference Quarterfinals

POWER PLAY GOALS AGAINST**-15

vs. NY Islanders, 1980 Finals

POWER PLAY GOALS, BOTH TEAMS**-21

vs. NY Islanders (Islanders 15/FLYERS 6), 1980 Finals
vs. Pittsburgh (FLYERS 11/Pittsburgh 10), 1989 Division Finals

SHORTHANDED GOALS-4

vs. Pittsburgh, 1989 Division Finals

SHUTOUTS-3

vs. Montreal, 2010 Conf. Finals

SHUTOUTS AGAINST-3

vs. Ottawa, 2002 Eastern Conference Quarterfinals

FEWEST...

GOALS-2

vs. Ottawa, 2002 Eastern Conference Quarterfinals

GOALS, TWO-GAME SERIES-6

vs. Colorado, 1978 Preliminary series

GOALS, THREE-GAME SERIES-5

vs. Washington, 1984 Division Semifinals

GOALS, FOUR-GAME SERIES-3

vs. St. Louis, 1969 Quarterfinals

GOALS, FIVE-GAME SERIES*-2

vs. Ottawa, 2002 Eastern Conference Quarterfinals

GOALS, SIX-GAME SERIES-10

vs. Ottawa, 2003 Eastern Conference Semifinals

GOALS, SEVEN-GAME SERIES-15

vs. New Jersey, 2000 Conference Finals

GOALS AGAINST-3

vs. Colorado, 1978 Preliminary series

GOALS AGAINST, TWO-GAME SERIES-3

vs. Colorado, 1978 Preliminary series

GOALS AGAINST, THREE-GAME SERIES-6

vs. Edmonton, 1980 Preliminary series

GOALS AGAINST, FOUR-GAME SERIES-6

vs. Atlanta, 1974 Quarterfinals
vs. Toronto, 1975 Quarterfinals

FLYERS PLAYOFF RECORDS-1967-2014

GOALS AGAINST, FIVE-GAME SERIES-7

vs. Montreal, 2010 Conf. Finals
vs. NY Rangers, 1980 Quarterfinals

GOALS AGAINST, SIX-GAME SERIES-9

vs. Toronto, 1999 Conference Quarterfinals

GOALS AGAINST, SEVEN-GAME SERIES-16

vs. NY Islanders, 1975 Semifinals
vs. Toronto, 2003 Eastern Conference Quarterfinals

GOALS, BOTH TEAMS-9

vs. Colorado (FLYERS 6/Colorado 3), 1978 Preliminary series

GOALS, BOTH TEAMS, TWO-GAME SERIES-9

vs. Colorado (FLYERS 6/Colorado 3), 1978 Preliminary series

GOALS, BOTH TEAMS, THREE-GAME SERIES-18

vs. Edmonton (FLYERS 12/Edmonton 6), 1980 Preliminary series

GOALS, BOTH TEAMS, FOUR-GAME SERIES-20

vs. St. Louis (St. Louis 17/FLYERS 3), 1969 Quarterfinals

GOALS, BOTH TEAMS, FIVE-GAME SERIES-13

vs. Ottawa (FLYERS 2/Senators 11), 2002 Eastern Conference Quarterfinals

GOALS, BOTH TEAMS, SIX-GAME SERIES-20

vs. Toronto (FLYERS 11/Toronto 9), 1999 Conference Quarterfinals

GOALS, BOTH TEAMS, SEVEN-GAME SERIES-33

vs. New Jersey (New Jersey 18/FLYERS 15), 2000 Conference Finals

PENALTY MINUTES-29

vs. Colorado, 1978 Preliminary series

TEAM RECORDS: PLAYOFF GAME

MOST...

DECISIVE WIN-7-0

vs. Minnesota, 1980 Semifinals #2, May 1, 1980

DECISIVE WIN AT HOME-7-0

vs. Minnesota, 1980 Semifinals #2, May 1, 1980

DECISIVE WIN ON ROAD-7-1

vs. NY Rangers, 1986 Division Semifinals #4, April 14, 1986

DECISIVE LOSS-8-0

at Buffalo, 2001 Conf. Quarterfinals #6, April 21, 2001

DECISIVE LOSS AT HOME-7-1

vs. NY Rangers, 1979 Quarterfinals #2, April 18, 1979

DECISIVE LOSS ON ROAD-8-0

at Buffalo, 2001 Conf. Quarterfinals #6, April 21, 2001

GOALS-9

vs. Calgary, 1981 Quarterfinals #5, April 22, 1981

GOALS AGAINST-10

vs. Pittsburgh, 1989 Division Finals, #5, April 25, 1989
vs. Pittsburgh, 2012 Quarterfinals, #4, April 18, 2012

GOALS, BOTH TEAMS-17

at Pittsburgh (Pittsburgh 10/FLYERS 7), 1989 Division Finals, #5, April 25, 1989

POWER PLAY GOALS, BOTH TEAMS-7

vs. NY Rangers, 1985 Division Semifinals #3, April 13, 1985
at New York, FLYERS 6 (4 PP goals), Rangers 5 (3 PP goals)
vs. Pittsburgh, 2012 Conference Quarterfinals #4, April 18, 2012, vs. Pittsburgh, Pittsburgh 10 (4 PP goals), Flyers 3 (3 PP goals)

PENALTY MINUTES-107

vs. Toronto, 1976 Quarterfinals #3, April 15, 1976

PENALTY MINUTES BY OPPONENT-94

vs. Toronto, 1976 Quarterfinals #6, April 22, 1976

PENALTY MINUTES, BOTH TEAMS-185

vs. Toronto (Toronto 94/FLYERS 91), 1976 Quarterfinals #6, April 22, 1976

SHOTS ON GOAL-53

at Pittsburgh, 1997 Conference Quarterfinals #3, April 21, 1997

SHOTS ON GOAL AGAINST-64

vs. St. Louis, 1968 Quarterfinals #6, April 16, 1968

SHOTS ON GOAL DURING AN OVERTIME GAME-75

at Toronto (3-OT), 2003 Conference Quarterfinals #4, April 16, 2003

SHOTS ON GOAL, BOTH TEAMS-107

vs. St. Louis (St. Louis 64/FLYERS 43), 1968 Quarterfinals #6, April 16, 1968

SHOTS ON GOAL DURING AN OVERTIME GAME, BOTH TEAMS-130

at Pittsburgh-5OT (FLYERS 72/Pittsburgh 58) 2000 Conference Semifinal #4, May 4, 2000

FEWEST...

SHOTS ON GOAL-13

at New Jersey, 2000 Conference Final #6, May 24, 2000

SHOTS ON GOAL, BOTH TEAMS-33

vs. Florida (FLYERS 18/Florida 15) 1996 Conference Semifinals #1, May 2, 1996

FASTEST...

GOAL AGAINST-15 seconds

at Pittsburgh, Sydney Crosby
2012 Conference Quarterfinals #2, April 13, 2012

TWO GOALS, FLYERS-13 seconds

vs. Toronto, GARY DORNHOEFER, 11:24 of 2nd period
and DON SALESKI, 11:37 of 2nd period.
1976 Quarterfinals, Game 5, April 20, 1976

THREE GOALS, BOTH TEAMS-31 SECONDS

vs. Edmonton, Wayne Gretzky, 1:10 of 1st period
Wayne Gretzky, 1:25 of 1st period
DERRICK SMITH, 1:41 of 1st period
1985 Finals #3, May 25, 1985

FOUR GOALS, BOTH TEAMS*-1 minute 33 seconds

vs. Toronto, DON SALESKI, 10:03 of 2nd period
Bob Neely, 10:42 of 2nd period
GARY DORNHOEFER, 11:24 of 2nd period
DON SALESKI, 11:37 of 2nd period
1976 Quarterfinals #5, April 20, 1976

FIVE GOALS, BOTH TEAMS-3 minutes 20 seconds

vs. Minnesota, Paul Shmyr, 13:20 of 1st period
Steve Christoff, 13:59 of 1st period
KEN LINSEMAN, 14:54 of 1st period
TOM GORENCE, 15:36 of 1st period
KEN LINSEMAN, 16:40 of 1st period
1980 Semifinals #1, April 29, 1980

LONGEST...

GAME-152 minutes, 1 second

at Pittsburgh, 2000 Conference Semifinal #4, May 4, 2000

GAME AT HOME-90 minutes 7 seconds

vs. Boston, 1977 Semifinals #2, April 26, 1977

GAME ON ROAD-152 minutes, 1 second at Pittsburgh, 2000

Conference Semifinal #4, May 4, 2000

FLYERS PLAYOFF RECORDS-1967-2014

TEAM RECORDS FOR ONE PERIOD

MOST...

GOALS-5

- vs. Toronto, 2nd period, 1976 Quarterfinals #7, April 25, 1976
- vs. Calgary, 1st period, 1981 Quarterfinals #5, April 22, 1981
- vs. NY Rangers, 2nd period, 1985 Division Semifinals #3, April 13, 1985
- vs. NY Rangers, 2nd period, 1986 Division Semifinals #4, April 14, 1986
- vs. NY Rangers, 3rd period, 1987 Division Semifinals #2, April 9, 1987

GOALS AGAINST-6

- vs. NY Rangers, 3rd period, 1979 Quarterfinals #5, April 24, 1979
- vs. Pittsburgh, 1st period, 1989 Division Finals #5, April 25, 1989

GOALS, BOTH TEAMS**-9

- vs. NY Rangers (Rangers 6/FLYERS 3), 3rd period, 1979 Quarterfinals #5, April 24, 1979

SHOTS ON GOAL, HOME-20

- vs. Toronto, 2nd period, 1976 Quarterfinals #7, April 25, 1976
- vs. Minnesota, 2nd period, 1980 Semifinals #2, May 1, 1980

SHOTS ON GOAL, AWAY-28

- at Pittsburgh 1997 Conference Quarterfinals #3, April 21, 1997

SHOTS ON GOAL AGAINST, HOME-20

- vs. Pittsburgh, 2nd period, 2009 Conference Quarterfinals #6, April 25, 2009

SHOTS ON GOAL AGAINST, AWAY-27

- vs. Toronto, 2nd period, 1976 Quarterfinals #3, April 15, 1976
- vs. Islanders, 2nd period, 1985 Division Finals #3, April 23, 1985

SHOTS ON GOAL, BOTH TEAMS-39

- at Pittsburgh, (FLYERS 28/Pittsburgh 11), 1st period, 1997 Conference Quarterfinals #3, April 21, 1997

FEWEST...

SHOTS ON GOAL-1

- vs. NY Rangers, 1st overtime period, 1979 Quarterfinals #1, April 16, 1979
- vs. NY Islanders, 1st overtime period, 1980 Finals #1, May 13, 1980
- vs. Quebec, 1st overtime period, 1981 Preliminary series #4, April 12, 1981
- vs. Toronto, 2nd period, 2004 Conference Semifinals #2, April 25, 2004

SHOTS ON GOAL, 20-MINUTE PERIOD-1

- vs. Toronto, 2nd period, 2004 Conference Semifinals #2, April 25, 2004

SHOTS ON GOAL AGAINST**-0

- vs. Colorado, 1st overtime period, 1978 Preliminary series #1, April 11, 1978

SHOTS ON GOAL AGAINST, 20-MINUTE PERIOD-1

- vs. Boston, 3rd period, 1977 Semifinals #2, April 26, 1977 at Montreal, 2nd period, 2010 Conf. Final #4, May 22, 2010

INDIVIDUAL RECORDS: PLAYOFF CAREER

MOST...

POINTS-119

- Bobby Clarke

ASSISTS-77

- Bobby Clarke

PENALTY MINUTES-363

- Dave Schultz

GOALS-53

- Rick MacLeish
- Bill Barber

YEARS IN PLAYOFFS-13

- Bobby Clarke

GAMES PLAYED-136

- Bobby Clarke

HAT TRICKS-3

- Rick MacLeish
- Tim Kerr

INDIVIDUAL RECORDS: PLAYOFF YEAR

MOST...

ASSISTS-20

- Pelle Eklund, 1987

GOALS**-19

- Reggie Leach, 1976

POINTS-30

- Danny Briere, 2010

PENALTY MINUTES-139

- Dave Schultz, 1974

SHORTHANDED GOALS**-3

- Bill Barber, 1980

HAT TRICKS-2

- Rick MacLeish, 1975

SHUTOUTS-4

- Bernie Parent, 1975

MINUTES PLAYED BY A

- GOALIE-1,540
- Ron Hextall, 1987

INDIVIDUAL RECORDS: PLAYOFF SERIES

MOST...

ASSISTS-9

- Danny Briere vs. Chicago, 2010 Stanley Cup Final

ASSISTS AGAINST-9

- Darryl Sittler, Toronto, 1977 Quarterfinals

GOALS-10

- Tim Kerr vs. Pittsburgh, 1989 Division Finals

POWER PLAY GOALS-5

- Tim Kerr vs. Pittsburgh, 1989 Division Finals

SHORTHANDED GOALS**-3

- Bill Barber vs. Minnesota, 1980 Semifinals

GOALS AGAINST-7

- Wayne Gretzky, Edmonton, 1985 Finals

PENALTY MINUTES*-116

- Dave Schultz vs. Toronto, 1976 Quarterfinals

PENALTY MINUTES BY OPPONENT-72

- Dave Williams, Toronto, 1976 Quarterfinals

POINTS-15

- Tim Kerr vs. Pittsburgh, 1989 Division Finals

POINTS AGAINST-11

- Mike Bossy, NY Islanders (4 Goals/7 Assists), 1980 Finals
- Darryl Sittler, Toronto (2 Goals/9 Assists), 1977 Quarterfinals
- Wayne Gretzky, Edmonton (7 Goals/4 Assists), 1985 Finals

SHUTOUTS-3

- Michael Leighton vs. Montreal, 2010 Conf. Finals

FLYERS PLAYOFF RECORDS-1967-2014

INDIVIDUAL RECORDS: PLAYOFF GAME

MOST...

ASSISTS-4

Bobby Clarke vs. Boston, 1976 Semifinal #5, May 6, 1976
 Bob Dailey vs. Minnesota, 1980 Semifinal #2, May 1, 1980
 Ken Linseman vs. Calgary, 1981 Quarterfinal #5, April 22, 1981
 Brian Propp vs. Edmonton, 1987 Final #5, May 26, 1987
 Mark Recchi vs. Pittsburgh, 2000 Conference Semifinal #5, May 7, 2000
 Matt Carle vs. Boston, 2010 Conference Semifinal #4, May 7, 2010

GOALS**-5

Reggie Leach vs. Boston, 1976 Semifinals #5, May 6, 1976

GOALS AGAINST**-5

Darryl Sittler, Toronto, 1976 Quarterfinals #6, April 22, 1976
 Mario Lemieux, Pittsburgh, 1989 Division Finals #5, April 25, 1989

PENALTY MINUTES*-42

Dave Schultz vs. Toronto, 1976 Quarterfinals #6, April 22, 1976

PENALTY MINUTES BY OPPONENT-34

Dave Williams, Toronto, Quarterfinals #6, April 22, 1976

POINTS - 6

Claude Giroux (3 Goals/3 Assists) vs. Pittsburgh, 2012 Quarterfinals #2, April 13, 2012

POINTS BY A ROOKIE

Peter Zezel, (1 Goals/3 Assists), 1985 Division Semifinals #3, April 13, 1985 vs. NY Rangers
 Sean Couturier, (3 Goals/1 Assists), 2012 Conference Quarterfinals #2, April 13, 2012 vs. Pittsburgh

POINTS AGAINST**-8

Mario Lemieux, Pittsburgh (5 Goals/3 Assists), 1989 Division Finals #5, April 25, 1989

POWER PLAY GOALS**-3

Tim Kerr vs. NY Rangers, 2nd period, 1985 Division Semifinals #3, April 13, 1985

FASTEST...

TWO GOALS-41 seconds

Eric Lindros at Buffalo, 8:32 of 2nd period, 9:13 of 2nd period, 1997 Conference Semifinals #5, May 11, 1997

THREE GOALS-3 minutes 24 seconds

Tim Kerr vs NY Rangers, 14:58 of 2nd period, 16:42 of 2nd period, 18:22 of 2nd period, 1985 Division Semifinals #3, April 13, 1985

FOUR GOALS*-8 minutes 16 seconds

Tim Kerr vs. NY Rangers, 10:06 of 2nd period, 14:58 of 2nd period, 16:42 of 2nd period, 18:22 of 2nd period, 1985 Division Semifinals #3, April 13, 1985

INDIVIDUAL RECORDS: PLAYOFF PERIOD

MOST...

ASSISTS**-3

Barry Ashbee vs. Minnesota, 2nd period, 1973 Quarterfinals #2, April 5, 1973
 Ken Linseman vs. Calgary, 1st period, 1981 Quarterfinals #5, April 22, 1981
 Peter Zezel vs. NY Rangers, 2nd period, 1985 Division Semifinals #3, April 13, 1985
 Tim Kerr vs. NY Islanders, 1st period, 1985 Division Finals #2, April 21, 1985
 Paul Coffey vs. Buffalo, 1st period, 1997 Conference Semifinals #3, May 7, 1997
 Rod Brind'Amour at Buffalo, 2nd period, 1997 Conference Semifinals #5, May 11, 1997

GOALS**-4

Tim Kerr at NY Rangers, 2nd period, 1985 Division Semifinals #3, April 13, 1985

POWER PLAY GOALS*-3

Tim Kerr at NY Rangers, 2nd period, 1985 Division Semifinals #3, April 13, 1985

POINTS**-4

Tim Kerr at NY Rangers, 2nd period, 1985 Division Semifinals #3, April 13, 1985

INDIVIDUAL RECORDS: MISCELLANEOUS

LOWEST GOALS AGAINST AVERAGE, PLAYOFF YEAR – 1.35 Bernie Parent, 1968

MOST CONSECUTIVE GAMES SCORING A GOAL*-10

Reggie Leach, April 17, 1976 to May 9, 1976

FASTEST GOAL FROM START OF PERIOD (other than first)*-6 sec.

Pelle Eklund, 2nd period, 1989 Division Finals #5, April 25, 1989

*NHL Record **Ties NHL Record

THE FLYERS ARE 9-7 IN 7TH GAMES:

April 18, 1968	St. Louis	3	at	FLYERS	1
May 5, 1974	NY Rangers	3	at	FLYERS	4
May 13, 1975	NY Islanders	1	at	FLYERS	4
April 25, 1976	Toronto	3	at	FLYERS	7
April 26, 1981	Calgary	4	at	FLYERS	1
May 2, 1987	NY Islanders	1	at	FLYERS	5
May 31, 1987	FLYERS	1	at	Edmonton	3
April 16, 1988	FLYERS	4	at	Washington	5 (OT)
April 29, 1989	FLYERS	4	at	Pittsburgh	1
May 26, 2000	New Jersey	2	at	FLYERS	1
April 22, 2003	Toronto	1	at	FLYERS	6
May 22, 2004	FLYERS	1	at	Tampa Bay	2
April 22, 2008	FLYERS	3	at	Washington	2 (OT)
May 14, 2010	FLYERS	4	at	Boston	3
April 26, 2011	Buffalo	2	at	FLYERS	5
April 30, 2014	Flyers	1	at	NY Rangers	2

ADDITIONAL SERIES DECIDING GAME RESULTS 1967-2014

April 14, 1979 Vancouver	2	at	FLYERS	7	FLYERS win Preliminary Round, 2-1
April 14, 1981 Quebec	2	at	FLYERS	5	FLYERS win Preliminary Round, 3-2
April 15, 1986 NY Rangers	5	at	FLYERS	2	Rangers win Preliminary Round, 3-2

FLYERS BEST-OF-SEVEN PLAYOFF SERIES RECORDS

Record in:	Game 1	Game 2	Game 3	Game 4	Game 5	Game 6	Game 7
	32-36	37-31	34-34	33-35	34-25	19-18	9-6
Series Record When Winning:	Game 1 23-9	Game 2 30-7	Game 3 25-10	Game 4 23-9	Game 5 27-7	Game 6 15-4	Next Round *
Series Record When Losing:	15-21	8-23	13-20	15-21	8-17	6-12	

*After winning Game 7, the Flyers have won the following series six times (6-4)

	Leading 1-0	Trailing 0-1
Flyers Game 2 Record When:	19-13	19-17
Flyers Series Record When:	23-9	15-21

	Leading 2-0	Trailing 0-2	Tied 1-1
Flyers Game 3 Record When:	11-7	9-8	15-18
Flyers Series Record When:	18-0	3-14	17-16

	Leading 3-0	Leading 2-1	Trailing 0-3	Trailing 1-2
Flyers Game 4 Record When:	3-8	14-8	2-6	13-14
Flyers Series Record When:	11-0	19-3	1-7	7-20

	Leading 3-1	Trailing 3-1	Tied 2-2
Flyers Game 5 Record When:	14-8	8-7	12-9
Flyers Series Record When:	20-2	1-14	14-7

	Leading 3-2	Trailing 3-2
Flyers Game 6 Record When:	12-8	7-10
Flyers Series Record When:	18-2	3-14

Flyers Record when facing elimination:* 30-36

*Includes best-of-three and best-of-five series

FLYERS PLAYOFF OVERTIME RESULTS 1967-2014

GOAL SCORER	DATE	SCORE	OPPONENT	TIME	RECORD
Larry Keenan	Apr. 10, 1968	2-3	@ St. Louis	24:10	0-1
Don Blackburn	Apr. 16, 1968	2-1	@ St. Louis	31:18	1-1
Gary Dornhoefer	Apr. 10, 1973	3-2	vs. Minnesota	8:35	2-1
Rick MacLeish	Apr. 14, 1973	5-4	@ Montreal	2:56	3-1
Larry Robinson	Apr. 16, 1973	3-4	@ Montreal	6:45	3-2
Dave Schultz	Apr. 14, 1974	4-3	@ Atlanta	5:40	4-2
Rod Gilbert	Apr. 28, 1974	1-2	@ NY Rangers	4:20	4-3
Bobby Clarke	May 9, 1974	3-2	@ Boston	12:01	5-3
Andre Dupont	Apr. 19, 1975	4-3	@ Toronto	1:45	6-3
Bobby Clarke	May 1, 1975	5-4	vs. NY Islanders	2:56	7-3
Jude Drouin	May 7, 1975	3-4	@ NY Islanders	1:53	7-4
Rene Robert	May 20, 1975	4-5	@ Buffalo	18:29	7-5
Reggie Leach	Apr. 29, 1976	2-1	vs. Boston	13:38	8-5
Rick MacLeish	Apr. 15, 1977	4-3	@ Toronto	2:55	9-5
Reggie Leach	Apr. 17, 1977	6-5	@ Toronto	19:10	10-5
Rick Middleton	Apr. 24, 1977	3-4	vs. Boston	2:57	10-6
Terry O'Reilly	Apr. 26, 1977	4-5	vs. Boston	30:07	10-7
Mel Bridgman	Apr. 11, 1978	3-2	vs. Colorado	0:23	11-7
Rick Middleton	May 2, 1978	2-3	@ Boston	1:43	11-8
Ken Linseman	Apr. 16, 1979	3-2	vs. NY Rangers	10:44	12-8
Bobby Clarke	Apr. 8, 1980	4-3	vs. Edmonton	8:06	13-8
Ken Linseman	Apr. 11, 1980	3-2	@ Edmonton	23:56	14-8
Denis Potvin	May 13, 1980	3-4	vs. NY Islanders	4:07	14-9
Bobby Nystrom	May 24, 1980	4-5	@ NY Islanders	7:11	14-10
Dale Hunter	Apr. 12, 1981	3-4	@ Quebec	0:37	14-11
Mark Howe	Apr. 10, 1985	5-4	vs. NY Rangers	8:01	15-11
Peter Statsny	May 5, 1985	1-2	@ Quebec	6:20	15-12
Ilkka Sinisalo	May 4, 1987	4-3	vs. Montreal	9:11	16-12
Jari Kurri	May 20, 1987	2-3	@ Edmonton	6:50	16-13
Murray Craven	Apr. 10, 1988	5-4	vs. Washington	1:18	17-13
Dale Hunter	Apr. 16, 1988	4-5	@ Washington	5:57	17-14
Kelly Miller	Apr. 8, 1989	3-4	vs. Washington	0:51	17-15
Phil Bourque	Apr. 21, 1989	3-4	vs. Pittsburgh	12:08	17-16
Dave Poulin	May 9, 1989	2-1	@ Montreal	5:02	18-16
Karl Dykhuus	May 7, 1995	4-3	vs. Buffalo	10:06	19-16
Eric Desjardins	May 21, 1995	5-4	vs. NY Rangers	7:03	20-16
Kevin Haller	May 22, 1995	4-3	vs. NY Rangers	0:25	21-16
Eric Lindros	June 7, 1995	3-2	@ New Jersey	4:19	22-16
Brian Bellows	Apr. 18, 1996	1-2	vs. Tampa Bay	9:05	22-17
Alexander Selivanov	Apr. 21, 1996	4-5	@ Tampa Bay	2:04	22-18
Dave Lowry	May 9, 1996	3-4	@ Florida	4:06	22-19
Mike Hough	May 12, 1996	1-2	vs. Florida	28:05	22-20
Ed Ronan	May 9, 1997	4-5	vs. Buffalo	6:24	22-21
Michal Grosek	May 1, 1998	2-3	vs. Buffalo	5:40	22-22
Yanic Perreault	Apr. 30, 1999	1-2	@ Toronto	11:51	22-23
Stu Barnes	Apr. 18, 2000	2-3	@ Buffalo	4:42	22-24
Andy Delmore	May 2, 2000	4-3	@ Pittsburgh	11:01	23-24
Keith Primeau	May 4, 2000	2-1	@ Pittsburgh	92:01	24-24
Jay McKee	Apr. 14, 2001	3-4	vs. Buffalo	18:02	24-25
Curtis Brown	Apr. 17, 2001	3-4	@ Buffalo	6:13	24-26
Ruslan Fedotenko	Apr. 17, 2002	1-0	vs. Ottawa	7:47	25-26
Martin Havlat	Apr. 26, 2002	1-2	vs. Ottawa	7:33	25-27
Tomas Kaberle	Apr. 14, 2003	3-4	@ Toronto	27:20	25-28
Mark Recchi	Apr. 16, 2003	3-2	@ Toronto	53:54	26-28
Travis Green	Apr. 21, 2003	1-2	@ Toronto	30:51	26-29
Wade Redden	Apr. 29, 2003	2-3	vs. Ottawa	6:43	26-30
Jeremy Roenick	May 4, 2004	3-2	@ Toronto	7:39	27-30
Simon Gagne	May 20, 2004	5-4	vs. Tampa Bay	18:18	28-30
Daniel Briere	Apr. 22, 2006	2-3	@ Buffalo	27:31	28-31
Mike Knuble	Apr. 17, 2008	4-3	vs. Washington	26:40	29-31
Joffrey Lupul	Apr. 22, 2008	3-2	@ Washington	6:06	30-31
Tom Kostopoulos	Apr. 24, 2008	3-4	@ Montreal	0:48	30-32
Bill Guerin	Apr. 17, 2009	2-3	@ Pittsburgh	18:29	30-33
Dan Carcillo	Apr. 18, 2010	3-2	vs. New Jersey	3:35	31-33
Marc Savard	May 1, 2010	4-5	@ Boston	13:52	31-34
Simon Gagne	May 7, 2010	5-4	vs. Boston	14:40	32-34
Claude Giroux	June 2, 2010	4-3	vs. Chicago	5:59	33-34
Patrick Kane	June 9, 2010	4-3	vs. Chicago	4:06	33-35
Tyler Ennis	April 22, 2011	3-4	vs. Buffalo	5:31	33-36
Ville Leino	April 24, 2011	5-4	@ Buffalo	4:43	34-36
David Krejci	May 2, 2011	2-3	vs. Boston	14:00	34-37
Jakub Voracek	April 11, 2012	4-3	@ Pittsburgh	2:23	35-37
Danny Briere	April 29, 2012	4-3	vs. New Jersey	4:36	36-37
Alexei Ponikarovsky	May 3, 2012	4-3	at New Jersey	17:21	36-38

Longest OT game: Home: 30:07, April 26, 1977, Boston 5-FLYERS 4 - Goal scored by Terry O'Reilly
Away: 92:01, May 4, 2000, FLYERS 2-Pittsburgh 1 - Goal scored by Keith Primeau

Shortest OT game: Home: 0:23, April 11, 1978, FLYERS 3-Colorado 2 - Goal scored by Mel Bridgman
Away: 0:37, April 12, 1981, Quebec 4-FLYERS 3 - Goal scored by Dale Hunter

FLYERS PLAYOFF HAT TRICKS 1967-2014

YEAR	PLAYER	DATE	SCORE	GOALTENDER(S)
1967-68	R. Paiernt	April 13	St. Louis 1 at FLYERS 6	G. Hall
1973-74	R. MacLeish (a)	April 11	Atlanta 1 at FLYERS 5	P. Myre
1974-75	R. MacLeish	April 13	Toronto 3 at FLYERS 6	G. McRae
	R. MacLeish	May 13	NY Islanders 1 at FLYERS 4	G. Reach
1975-76	D. Saleski	April 20	Toronto 1 at FLYERS 7	W. Thomas
	R. Leach(b)	May 6	Boston 3 at FLYERS 6	G. Gilbert
1979-80	B. Barber(c)	May 4	FLYERS 5 at Minnesota 3	G. Meloche
	P. Holmgren	May 15	NY Islanders 3 at FLYERS 8	B. Smith(2), G. Resch
1980-81	B. Barber	April 9	Quebec 5 at FLYERS 8	D. Bouchard
	B. Propp(a)	April 22	Calgary 4 at FLYERS 9	P. Rigglin
1984-85	T. Kerr(a,c)	April 13	FLYERS 6 at NY Rangers 5	G. Hanlon
	B. Propp(a)	April 21	NY Islanders at FLYERS 5	B. Smith
1985-86	P. Zezel	April 14	FLYERS 7 at NY Rangers 1	J. Vanbiesbrouck
1986-87	T. Kerr	April 20	NY Islanders 2 at FLYERS 4	K. Hrudey
	P. Eklund	May 10	FLYERS 6 at Montreal 3	B. Hayward(1), P. Roy (2)
1988-89	T. Kerr(a)	April 19	FLYERS 4 at Pittsburgh 2	T. Barrasso
1994-95	J. LeClair	May 21	NY Rangers 4 at FLYERS 5 (OT)	M. Richter
1996-97	E. Lindros	May 20	FLYERS 6 at NY Rangers 3	M. Richter (2), ENG(1)
1999-00	A. Delmore	May 7	Pittsburgh 3 at FLYERS 6	R. Tugnutt (2), P. Skudra (1)
2003-04	K. Primeau	May 2	Toronto 2 at FLYERS 7	E. Belfour (2), T. Kidd (1)
2011-12	S. Couturier (a)	April 13	FLYERS 8 at Pittsburgh 5	M. Fleury
	C. Giroux	April 13	FLYERS 8 at Pittsburgh 5	M. Fleury
2013-14	W. Simmonds	April 29	NY Rangers 2 at FLYERS 5	H. Lundqvist

(a) Natural Hat Trick, (b) Five Goals, (c) Four Goals

FLYERS PLAYOFF HAT TRICKS AGAINST: 1967-2014

YEAR	PLAYER	DATE	SCORE	GOALTENDER(S)
1970-71	J. Pappin	April 11	Chicago 6 at FLYERS 2	B. Gamble
1975-76	D. Sittler(a)	April 22	FLYERS 5 at Toronto 8	B. Parent
1976-77	L. McDonald(b)	April 17	FLYERS 6 at Toronto 5	W. Stephenson
1979-80	R. Duguay	April 20	FLYERS 2 at NY Rangers 4	P. Peters
1984-85	W. Gretzky	May 25	FLYERS 3 at Edmonton 4	P. Lindbergh
1988-89	M. Lemieux(a)	April 25	FLYERS 7 at Pittsburgh 10	R. Hextall(4), ENG(1)
1996-97	W. Gretzky	May 18	NY Rangers 5 at FLYERS 4	G. Snow
2002-03	A. Mogilny	April 9	Toronto 5 at FLYERS 3	R. Cechmanek(2), ENG(1)
2005-06	J.P. Dumont	April 24	FLYERS 2 at Buffalo 8	R. Esche(2), A. Niittymaki(1)
	J. Pominville	April 24	FLYERS 2 at Buffalo 8	R. Esche(1), A. Niittymaki(2)

(a) Five Goals, (b) Four Goals

FLYERS PLAYOFF PENALTY SHOTS 1967-2014

PLAYER	DATE	OPPONENT	H/A	GOALTENDER	RESULT
Bill Barber	May 7, 1975	NY Islanders	Away	Glenn Resch	No Goal
Ron Sutter	May 28, 1985	Edmonton	Away	Grant Fuhr	No Goal
Dave Poulin	May 30, 1985	Edmonton	Away	Grant Fuhr	No Goal
Eric Lindros	May 11, 1997	Buffalo	Away	Steve Shields	Goal
Eric Desjardins	April 16, 2000	Buffalo	Away	Dominik Hasek	No Goal
Mark Recchi	April 11, 2001	Buffalo	Home	Dominik Hasek	No Goal
Michael Richards	April 15, 2008	Washington	Home	Cristobal Huet	Goal
Ville Leino	May 12, 2010	Boston	Home	Tuukka Rask	No Goal

PLAYOFF PENALTY SHOTS VS. FLYERS: 1967-2014

PLAYER	DATE	OPPONENT	H/A	GOALTENDER	RESULT
Mats Sundin	April 22, 1999	Toronto	Away	John Vanbiesbrouck	No Goal
Robert Reichel	April 21, 2003	Toronto	Away	Roman Cechmanek	No Goal
Derek Roy	April 28, 2006	Buffalo	Home	Robert Esche	No Goal
Andrei Kostitsyn	April 24, 2008	Montreal	Away	Martin Biron	No Goal

PLAYOFF SHUTOUTS 1967-2014

FOR					AGAINST				
YEAR	DATE	OPPONENT	SCORE	FLYERS GOALIE	YEAR	DATE	OPPONENT	SCORE	FLYERS GOALIE
1973	April 8	Minnesota	3-0	Favell	1967-68	April 4	ST. LOUIS	1-0	G. Hall
1974	April 20	NY RANGERS	4-0	Parent	1968-69	April 3	St. Louis	5-0	J. Plante
	May 19	BOSTON	1-0	Parent		April 5	ST. LOUIS	3-0	J. Plante
1975	April 15	TORONTO	3-0	Parent	1972-73	April 4	MINNESOTA	3-0	C. Maniago
	April 17	Toronto	2-0	Parent		April 7	Minnesota	5-0	C. Maniago
	April 29	NY ISLANDERS	4-0	Stephenson	1976-77	May 1	Boston	3-0	G. Cheevers
	May 4	NY Islanders	1-0	Parent	1978-79	April 22	NY Rangers	6-0	J. Oavidson
	May 27	Buffalo	2-0	Parent	1980-81	April 11	Quebec	2-0	D. Bouchard
1977	April 19	TORONTO	2-0	Stephenson	1986-87	April 8	NY RANGERS	3-0	J. Vanbiesbrouck
1980	April 19	NY Rangers	3-0	Peeters	1988-89	May 3	Montreal	3-0	P. Roy
	May 1	MINNESOTA	7-0	Myre		May 7	MONTREAL	3-0	P. Roy
1981	April 16	Calgary	4-0	St. Croix	1995-96	May 2	FLORIDA	2-0	J. Vanbiesbrouck
1985	April 18	NY ISLANDERS	3-0	Lindbergh	1998-99	May 2	TORONTO	1-0	C. Joseph
	April 28	NY ISLANDERS	1-0	Lindbergh	1999-00	April 27	PITTSBURGH	2-0	R. Tugnutt
	May 16	QUEBEC	3-0	Lindbergh	2000-01	April 21	Buffalo	8-0	D. Hasek
1987	April 11	NY RANGERS	3-0	Hextall	2001-02	April 20	OTTAWA	3-0	P. Lalime
	April 16	NY RANGERS	5-0	Hextall		April 22	Ottawa	3-0	P. Lalime
1999	April 22	Toronto	3-0	Vanbiesbrouck		April 24	Ottawa	3-0	P. Lalime
2000	April 16	Buffalo	2-0	Boucher	2005-06	April 30	Buffalo	3-0	R. Miller
2002	April 17	OTTAWA	1-0 (OT)	Cechmanek	2007-08	May 18	Pittsburgh	6-0	M. Fleury
2003	April 27	Ottawa	2-0	Cechmanek	2010-11	April 14	BUFFALO	1-0	R. Miller
	May 1	OTTAWA	1-0	Cechmanek		April 20	Buffalo	1-0	R. Miller
2004	April 14	New Jersey	3-0	Esche					
2008	April 13	Washington	2-0	Biron					
2009	April 23	Pittsburgh	3-0	Biron					
2010	April 22	New Jersey	3-0	Boucher					
	May 10	Boston	4-0	Boucher/Leighton					
	May 16	MONTREAL	6-0	Leighton					
	May 18	MONTREAL	3-0	Leighton					
	May 22	Montreal	3-0	Leighton					

HOME GAMES IN CAPS

FLYERS COMMUNITY RELATIONS & YOUTH AND AMATEUR HOCKEY

Community Relations

The Philadelphia Flyers are dedicated to improving the Greater Philadelphia Region, which has supported us so well over the years, through our leadership of and assistance with various community events and programs. The Community Relations and Fan Development Departments focus their efforts on programs that assist in the development and positive growth of children, using the sport of hockey as the means to touch the lives of others.

Specific community activities include hospital visits, youth hockey clinics, holiday volunteering, educational assemblies and seminars, and donations of autographed and promotional items to charitable organizations. With support from the entire Flyers organization, we strive to make our community a better place to live.

Community Teammates

The Flyers Community Teammates program was developed to recognize an individual or group for their positive contributions to the local community. The Philadelphia Flyers are accepting nominations for this exciting program. Anyone can nominate a neighbor, friend or relative who makes a difference in the lives of others. The program awards two tickets to a Flyers home game, a personalized Flyers jersey, and recognition on the Arenavision scoreboard during the game.



Nominations must include the person's name, address, e-mail address, telephone number, name of hometown newspaper, and why the individual should be chosen by the Flyers as a Community Teammate. Entries can be submitted via e-mail to flyerscommunity@comcast-spectacor.com, or in writing to:

Philadelphia Flyers
Attn: Flyers Community Teammates
3601 South Broad Street
Philadelphia, PA 19148



Jr. Flyers Club

The Junior Flyers Club is an exciting and fun way for young fans to be part of the Flyers team. The Club is open to all children 14 and under for the low price of \$25. Members receive an official welcome letter from their favorite Flyer as well as exclusive gifts and benefits. As always, the club is free for children and grandchildren of full season ticket holders, however we encourage all children to join so that they feel involved and part of our team as well. Membership runs from September 1 until August 31.

Some of the benefits given to Junior Flyers Club members:

- Welcome letter
- Unique gift for all members
- Access to Junior Flyers Club section of Flyers website
- Birthday card from the Flyers
- Exclusive contests available only to members
- In-game features
- Invitation to exclusive annual Junior Flyers Club event

For more information on membership, please contact:
Public Membership-flyerscommunity@comcast-spectacor.com
Season Ticket Holder Membership-flyersservice@comcast-spectacor.com



FLYERS COMMUNITY RELATIONS & YOUTH AND AMATEUR HOCKEY

Face off for Fitness

“Face Off for Fitness” is a program designed to show children the importance of choosing a healthy lifestyle. Members of the Philadelphia Flyers Community Relations staff take this message to area schools, recreation centers, and after-school programs to educate children on the benefits of eating healthy and exercising. Fun activities along with players favorite nutritional recipes are used to increase nutritional awareness and encourage children to make proper decisions based on their knowledge of a healthy lifestyle. For more information, or to book a FOFF program, please call us at **215-218-4334** or email us at **JTempesta@comcast-spectacor.com**.



Holiday Initiatives

During the Holidays the Philadelphia Flyers organization takes a leading role in the community while engaging our fan base in the effort as well! Previous initiatives have included the player's Holiday visit to the Children's Hospital of Philadelphia, a “pre-game meal” at the Ronald McDonald House, and “trick-or-treating” through St. Christopher's Hospital for Children. This past season the Flyers also teamed up with the Salvation Army and Child Abuse Prevention Effort to build a toy mountain of gifts donated by the Flyers themselves and fans of the community.



Awareness Nights

The Community Relations Department embraces the role of community leader and uses that position to address and create awareness to existing and new initiatives. Past awareness nights have touched on Breast Cancer, Diabetes, Autism, and Heart Health. The Flyers are also involved with local initiatives such as Philadelphia Animal Wellness Society (PAWS), promoting the adoption and well being of homeless animals, Greater Philadelphia Cares Coat Drive, and Philabundance Food Drive.

FLYERS COMMUNITY RELATIONS & YOUTH AND AMATEUR HOCKEY



Make Reading Your Goal

Throughout the season the Flyers Community Relations staff visits elementary schools throughout the Delaware Valley to promote literacy and to teach kids the importance of reading outside the classroom. This program was designed to teach kids in grades K-3 that reading can be fun and looks to improve childrens' literacy levels as well as show the value of accomplishing goals.

Special guest readers of the program have included current Flyers players, Flyers wives, alumni, broadcasters and Flyers Ice Team Members.

For additional information or to request a Flyers reading appearance please contact the Flyers Community Relations Department at **215-218-4334** or email us at **JTempesta@comcast-spectacor.com**



Fan Club

One option the Flyers offer to be a part of the team is the Philadelphia Flyers Fan Club. This is an exciting way for fans to get more involved in the team and to receive exclusive news and invitations to several offers and events throughout the year. These many special features are offered only to the Fan Club. As a member of the Philadelphia Flyers Fan Club, you are entitled to:

- Newsletter, "The Puck"
- Monthly Meetings
- Exclusive Trips
- An Annual Luncheon and/or Dinner with the Flyers Organization
- Road Game Viewing Parties

To find out more information please visit www.flyersfanclub.org, or contact MaryAnn Corner at:

MaryAnn Corner
PFFC Corresponding Secretary
3601 South Broad Street
Philadelphia, PA 19148

Get Well Cards / Birthday Cards

The Philadelphia Flyers are pleased to send get-well cards or birthday wishes to any fan that is sick, in the hospital, or celebrating a birthday. Because it is not always possible to send a player on a hospital visit, the Flyers are more than happy to send some get-well cheer to your friend or family member with an autographed get-well card or birthday card for someone's special day.

If you know of a Flyers fan that is in need of a get well wish, please call us at **(215) 952-5763** or email us at: **flyerscommunity@comcast-spectacor.com**, or write to us at:

Philadelphia Flyers
Attn: Community Relations
3601 South Broad Street
Philadelphia, PA 19148

Please be sure to include the name of the person receiving the card, and an address to send it to. Please provide a home address rather than a hospital address because often times rooms change or patients are released and the card may be misplaced.

FLYERS COMMUNITY RELATIONS & YOUTH AND AMATEUR HOCKEY



Flyers Inflatable

The Flyers have an interactive inflatable game that travels to various events to help bring hockey awareness to communities throughout the Delaware Valley. The Flyers inflatable game is a 16' x 16' x 8' slap shot cage that allows fans to take their best shot at beating a stationary goalie. The Flyers inflatable is perfect for any event, large or small.

For more information, or to book an inflatable appearance, please call us at: **(215) 952-5763**.

Hooked on Hockey

Hooked on Hockey is a fun program that seeks to create hockey awareness among children throughout the Delaware Valley. During each Hooked on Hockey clinic, Flyers staff members teach kids basic hockey skills in an enjoyable environment. This summer program introduces children to street hockey while providing them with the fundamentals that will translate to hockey at any level. Each Hooked on Hockey event includes an introduction of basic hockey fundamentals such as stick handling, passing, and shooting through scrimmages, skill competitions, and other fun activities. Flyers Ambassador of Hockey, Bob "The Hound" Kelly, and members of the CR Staff host the event and interact with participants throughout the session. In support of this grassroots initiative, the Flyers will contribute Mylec hockey sticks to all participants in an effort to keep children "hooked on hockey." The Flyers visited 35 locations and got over 4,000 kids "hooked on hockey" during 2011-2012.



For additional information, or to book a Hooked on Hockey event for 2012-2013, please call us at **(215) 952-5763** or email us at: **JTempesta@comcast-spectacor.com**.

Flyers School Assembly Program

The Flyers School Assembly Program was designed to teach children in grades 1-6 the importance of using teamwork to achieve their goals in school, sports, and at home. Flyers Ambassador of Hockey, Bob "The Hound" Kelly, along with members of the CR staff educate students on the meaning of teamwork and why working together can be so important. Kelly also discusses his playing career with the Philadelphia Flyers and the need for safety while playing sports. The program uses creative videos, interactive games and presentations to keep children involved and enthused. All students in attendance receive special Flyers giveaways as well as an interactive Flyers activity book. Over the course of the 2011-12 school year, the Flyers School Assembly Program visited 70 schools and reached over 22,000 students throughout the Greater Philadelphia region.



For more information on booking a Flyers School Assembly for the 2012-2013 school year, please call the Community Relations Department at: **(215) 952-5763** or e-mail **flyersassembly@comcast-spectacor.com**.

FLYERS COMMUNITY RELATIONS & YOUTH AND AMATEUR HOCKEY

Bob "The Hound" Kelly

Bob "The Hound" Kelly serves as the Philadelphia Flyers Ambassador of Hockey. During his twelve year playing career, Kelly played 10 seasons for the Philadelphia Flyers. Kelly, a member of both Flyers' Stanley Cup winning teams in '74 and '75, scored the game-winning goal in game six of the Stanley Cup finals against the Buffalo Sabres to clinch the Stanley Cup for the Flyers on May 27, 1975. Kelly was also a member of the Flyers team that put together a 35 game unbeaten streak during the 1979-80 season; a record that has yet to be broken. Kelly retired from professional hockey in 1982 and has served as the Flyers Ambassador of Hockey since 2003.

Kelly remains committed to the Flyers organization today, and works to spread his love of both hockey and the Flyers while assisting the community. As the Ambassador of Hockey, Kelly visits schools, hospitals, golf outings, and other charitable events to support the surrounding community. Kelly works closely with the CR Department to help the sport of hockey grow by conducting in-line and on-ice hockey clinics. He is an integral part of both the School Assembly Program and the Hooked on Hockey street hockey clinic.

If you are interested in having any of our ambassadors make an appearance at your event, please email us at: flyerscommunity@comcast-spectacor.com or send a letter addressed to:

Philadelphia Flyers
Attn: Community Relations
3601 South Broad Street
Philadelphia, PA 19148

If you are interested in a school assembly with Kelly or a Hooked on Hockey clinic, please see the appropriate sections.



FLYERS COMMUNITY RELATIONS & YOUTH AND AMATEUR HOCKEY

Donation and Appearance Requests

The Philadelphia Flyers are committed to positively influencing and supporting the community beyond the game of hockey. In keeping with Flyers tradition, we have a responsibility to give back to the community that has supported us for so many years. With that in mind, we are happy to help you or your charity reach your goals as often as possible. If you have a fundraiser and are seeking an item to auction, raffle off, or to be used as a door prize, please write to us. We will do our best to accommodate your request in a timely manner. Please understand that due to the large volume of requests received, all requests must be made 4-6 weeks in advance of the fundraiser date. Please submit requests on organization or event letterhead to:

Philadelphia Flyers
Attn: Community Relations
3601 South Broad Street
Philadelphia, PA 19148

Please be sure to include the following information with your request, failure to include the required items may result in denial. The Donation Policy can also be found online under the Community tab / Community Relations. All requests must include:

Description/mission of the organization
Date, time, and location of the event
Event purpose/ beneficiary
How the item will be used (raffle, door prize, auction, ect.)
Contact name, telephone number, and complete street address

Our players and all of the members of the Flyers organization are committed to assisting the community in whatever ways possible. While the organization and players work to bring home the Stanley Cup, they also recognize their roles as public figures. The Flyers commitment to community involvement inspires players, alumni, and other members of the Flyers' organization to try and accommodate as many public appearances as possible. Please be aware that some appearances may require a fee.

All appearance requests for players, Ambassador of Hockey Bob Kelly, or Flyers Alumni, should be made in writing and addressed to:

Philadelphia Flyers
Attn: Community Relations
3601 South Broad Street
Philadelphia, PA 19148

You may also contact us by phone (215) 952-5763
or by email at: flyerscommunity@comcast-spectacor.com

Our Area of Focus: The Flyers organization places priority on supporting communities where our fans and employees live and work. We support many organizations and charities, including groups assisting disadvantaged youths, educational development, and youth hockey programs. Preference is given to organizations meeting the above criteria. The Philadelphia Flyers are unable to accommodate out-of-area requests, monetary donations, ticket donations, or charitable sponsorships.

FLYERS COMMUNITY RELATIONS & YOUTH AND AMATEUR HOCKEY



For over 40 years, the Philadelphia Flyers have been innovators in the promotion and growth of youth hockey in the Delaware Valley. The Flyers' Youth and Amateur Hockey Department has become the area's driving force behind ice hockey. Originally an information and statistics bureau, the department has expanded to include programs aimed at helping the sport to grow at all levels. With the help of corporate sponsorship, the Flyers are able to reach out into the community and help nearly 50,000 youth hockey players every year while exposing the sport to hundreds of thousands of people on an annual basis.

In addition to being a source of information about ice hockey in the Delaware Valley, the Department runs various instructional and recreational programs, each aimed at a different level of interest.

FLYERS COMMUNITY RELATIONS & YOUTH AND AMATEUR HOCKEY

Flyers Cup

Each year at the end of high school hockey season, the top 52 local teams compete in the Flyers Cup tournament to determine which schools will represent the Philadelphia region in the Pennsylvania State Championships.

Delaware Valley Rink Guide

The Youth and Amateur Department publishes an annual guide for hockey programs and rinks in the Delaware Valley. The guide includes information on the 150 rinks in the area, including ice hockey, roller hockey, and street hockey rinks. The guide provides thousands of people in the area with information on hockey clubs, high school leagues, hockey camps, figure skating programs, public skating, and much more. Each rink has its own informational page that even includes a map and directions. The Delaware Valley Rink Guide is a helpful tool for local hockey parents and newcomers to the area.

To request your free guide, call us at **(215) 952-5763**.



Flyers On-Ice Clinics

The Flyers are committed to teaching local youth hockey players basic hockey skills. The Flyers on-ice clinics help children learn the fundamentals of ice hockey while using fun and interactive drills. The Youth and Amateur Hockey Coaching Staff along with Flyers Ambassador of Hockey Bob "The Hound" Kelly, conduct a two-hour clinic. The Clinic is divided into two one-hour sessions, providing each group with a chance to participate on-ice. Each participant will receive an autographed puck, Flyers gifts, the memory of a fun time on the ice, and a better understanding of the game of hockey.

FLYERS COMMUNITY RELATIONS & YOUTH AND AMATEUR HOCKEY

Flyers Youth Hockey Shootout

The Flyers Youth Hockey Shootout gives young players a chance to show off their skills in a competitive and fun event. The competition is open to children under the age of 14, and takes place during intermission of a Flyers home game. Players compete in a penalty shootout with the winning team advancing in the round robin competition. Interested organizations are entered into a pool, and eight teams from the Squirt, Pee Wee, and Bantam categories are randomly selected to participate throughout the season.

Mites on Ice

Mites on Ice is an opportunity for local hockey players in the Mite and Squirt age bracket to participate in an on-ice scrimmage during intermission of a Flyers home game. The program allows children from various club and in-house leagues throughout the Delaware Valley to play in front of a capacity crowd. For most children, this is their first time feeling the thrill of skating on the same ice as their favorite team. They get to experience the same things their favorite players experience each time they take the ice at the Wells Fargo Center. All participants receive a free Flyers jersey, and unforgettable memories.



To find out more about the **Youth Hockey Shootout** or **Mites on Ice**, please call the Youth and Amateur Hockey office at **(215) 952-5276** or email **robaer@comcast-spectacor.com**.

Flyers Pre-and-Post Hockey Games

The Philadelphia Flyers are now offering a chance for local teams to participate in a hockey game before or after select Flyers home games at the Wells Fargo Center. Just by purchasing group tickets to Flyers home games, teams will have an opportunity to play on the same ice as their Flyers' heroes. For further information, please call the Youth and Amateur Hockey office at **(215) 952-5276** or email **robaer@comcast-spectacor.com**.

PA State High School Championship

The Flyers Youth and Amateur Hockey Department acts as the area coordinator for the Pennsylvania State High School Championships. The three game event takes place in the early spring, immediately following the Flyers Cup Scholastic Championships. It rotates annually between Philadelphia and Pittsburgh.



FLYERS COMMUNITY RELATIONS & YOUTH AND AMATEUR HOCKEY

Hockey Week Across Philadelphia

USA Hockey is leading the hockey community in a nationwide celebration of the sport in "Hockey Weekend Across America." The Philadelphia Flyers support this effort with a week of events across the Greater Philadelphia Region to increase public awareness of hockey and provide opportunities for those who have not played hockey to try it.



Flyers Coaching Symposium

Every year the Flyers conduct a symposium for hockey coaches in the Delaware Valley. The symposium is designed to teach local coaches advanced coaching techniques that can be applied to all age levels, and give them an in-depth hockey analysis. The Flyers have a commitment to youth hockey, and that starts at the coaching level. It is important to encourage good habits and techniques in coaches who are responsible for impressionable children in the community. This symposium is targeted to coaches of all hockey levels. Guest speakers have included current Flyers coaches and training staff, the Flyers Youth and Amateur Hockey Staff, college coaches, and nutritionists.



Flyers Sled Hockey Team

Formed in October of 2010, the Flyers Sled Hockey team features top local sled hockey players, including several players that have competed for the U.S. National team.



SPORTS MEDICINE GLOSSARY

ABDUCTION: Movement of a joint away from the center of the body.

ACETABULAR LABRUM: The cartilage flap that is at the edge of the hip joint socket.

ACETABULUM: The "socket" of the hip joint.

AC JOINT (ACROMIOCLAVICULAR JOINT): Joint of the shoulder where acromion process of the shoulder blade and the distal end of the collarbone meet; most shoulder separations occur at this point.

ADDUCTION: Movement of a joint toward the center of the body.

ADHESION: Abnormal adherence of collagen fibers to surrounding structures during immobilization following trauma or as a complication of surgery which restricts normal elasticity of the structures involved; or scar tissue which forms after trauma or surgery which can restrict normal motion.

AEROBIC: Exercise in which energy needed is supplied by oxygen inspired and is required for sustained periods of vigorous exercise with a continually high pulse rate.

ANABOLIC STEROIDS: Steroids that promote tissue growth by creating protein in an attempt to enhance muscle growth. The main anabolic steroid is testosterone (male sex hormone).

ANAEROBIC: Exercise without the use of oxygen as an energy source; short bursts of vigorous exercise.

ANTERIOR: Front of the body.

ANTERIOR CRUCIATE LIGAMENT (ACL): A primary stabilizing ligament within the center of the knee joint that prevents hyperextension and excessive rotation of the joint. A complete tear of the ACL necessitating reconstruction could require up to 12 months of rehabilitation.

ANTI INFLAMMATORY: Any agent, which prevents inflammation, such as aspirin or ibuprofen.

ARTERIOGRAM: A film demonstrating arteries after injection of a dye.

ARTHROGRAM: X ray technique for joints using air and/or dye injected into the affected area; useful in diagnosing meniscus tears of the knee and rotator cuff tears of the shoulder. May be done in combination with plain x-rays, a CAT scan, or with an MRI scan. At the hip, or other joints, a local anesthetic may also be injected to clinically determine whether pain originates from structures within the joint.

ARTHROSCOPE: An instrument used to visualize the interior of a joint cavity.

ARTHROSCOPY: A surgical examination of the internal structures of a joint by means of observation through an arthroscope. An arthroscopic procedure can be used to remove or repair damaged tissue or as a diagnostic procedure in order to inspect the extent of any damage or confirm a diagnosis.

ATROPHY: To shrivel or shrink from disuse; as in muscular atrophy.

BAKER'S CYST: Localized swelling of a bursa sac in the back of the knee as a result of fluid that has escaped from the knee capsule. A Baker's cyst indicates that there is a trauma inside the knee joint that leads to excessive fluid production.

BONE SCAN: An imaging procedure in which a radioactive labeled substance is injected into the body to determine the status of a bone injury. If the radioactive substance is taken up by the bone at the injury site, the injury will show as a "hot spot" on the scan image. The bone scan is particularly useful in the diagnosis of stress fractures.

BRACHIAL PLEXUS: The confluence of nerve roots, after leaving the cervical vertebrae that eventually form the individual nerves to the arms.

BURNER: An injury to the nerves to the arms, at the neck or brachial plexus, from a traumatic stretching or compression of the nerves. Symptoms typically last minutes to hours.

BURSA: A fluid filled sac located in areas where friction is likely to occur. The bursa sac minimizes the friction, for example, between a tendon and bone.

CARDIAC ATRIUM: One of the two small pumping chambers in the heart.

CARDIAC VENTRICLE: One of the two large, strong pumping chambers of the heart.

CARPAL BONES: The bones that are in the wrist between the metacarpals and the radius and ulna from the forearm.

CARPAL TUNNEL: Anatomical "tunnel" at the palm side of the wrist made from the wrist bones and ligamentous tissue. The median nerve runs through there, supplying the thumb, index finger and middle finger with sensory and motor nerves. Carpal tunnel syndrome refers to symptoms in the hand of numbness, tingling and pain due to compression on the median nerve.

CARTILAGE: Smooth, slippery substance preventing two ends of bones from rubbing together and grating. Most joints use this to cover bones next to each other. A meniscus is made of cartilage.

CAT SCAN (COMPUTERIZED TOMOGRAPHY): Use of a computer to produce a cross-sectional view of the anatomical part being investigated from x ray data.

CELLULITIS: Infection in the surface layers of the skin.

CHONDROMALACIA: Roughening of the articular cartilage. Best known for the roughening of the underside of the kneecap, which can occur in any kneecap injury.

CLAVICLE: Collarbone; the bone connecting the breastbone with the shoulder blade.

CLOSED REDUCTION: Re-alignment of a fracture or dislocation without surgery.

COCCYX: The 'tailbone,' a group of four vertebrae that are fused together to form a small triangular bone, located at the terminal end of the spine.

SPORTS MEDICINE GLOSSARY

CONCUSSION: Jarring injury of the brain resulting in dysfunction. It can be graded as mild, moderate or severe, depending on loss of consciousness, amnesia and loss of equilibrium. Also known as MTBI (minimally traumatic brain injury). Defined as an alteration in neurological function due to trauma to the brain.

CONTUSION: An injury to a muscle and tissues caused by a blow from a blunt object.

CORTICOSTEROIDS: Used to suppress joint inflammation and inflammation in a bursa or near tendons.

COSTOCHONDRAL JUNCTION: Where the rib bone turns into rib cartilage at the front area of the chest.

COSTO-STERNAL JOINT: The joint where the ribs meet the breast bone.

CRYOTHERAPY: A treatment with the use of cold.

CYST: Abnormal sac containing liquid or semi solid matter.

DEGENERATIVE JOINT DISEASE: Changes in the joint surfaces as a result of repetitive trauma and "wear and tear".

DELTOID LIGAMENT: Ligament that connects the tibia to bones of the medial aspect of the foot and is primarily responsible for stability of the ankle on the medial side. Is sprained less frequently than other ankle ligaments.

DELTOID MUSCLE: Muscles at the top of the arm, just below the shoulder, responsible for shoulder motions in the front, side and back.

DISC, INTERVERTEBRAL: A flat, rounded plate between each vertebrae of the spine. The disc consists of a thick fiber ring, which surrounds a soft gel like interior. It functions as a cushion and shock absorber for the spinal column.

DISLOCATION: Complete displacement of joint surfaces.

DYSEQUILIBRIUM: Disordered sense of balance, without true vertigo.

ELECTROENCEPHALOGRAPH (EEG): A test of brain waves to look for areas that can cause seizures or other abnormalities.

ELECTROMYOGRAM (EMG): Test to determine nerve function.

EPICONDYLITIS: Inflammation of tendons at the elbow due to overuse. Common in tennis players (outer part of elbow) and golfers (inner part of elbow).

ETIOLOGY: Study of the cause of injury and disease.

EXTENSION: Action of straightening of a joint as achieved by an extensor muscle.

FASCIA: A connective tissue sheath consisting of fibrous tissue and fat which unites the skin to the underlying tissue.

FAT PERCENTAGE: The amount of body weight that is adipose, fat tissue. Fat percentage can be calculated by underwater weighing, measuring select skin-fold thickness or by analyzing electrical impedance.

FEMORAL HEAD: The "ball" of the hip joint.

FEMUR: Thighbone; longest bone in the body.

FIBULA: Smaller of the two bones in the lower leg; runs from the knee to the ankle along the outside of the lower leg.

FLEXIBILITY: The ability of muscle to relax and yield to stretch forces.

FLEXION: Action of bending of a joint as achieved by a flexor muscle.

FRACTURE: Breach in continuity of a bone. Types of fractures include simple, compound, comminuted, greenstick, incomplete, impacted, longitudinal, oblique, open, stress or transverse.

GADOLINIUM: The "dye" used for MRI scans.

GAMEKEEPER'S THUMB: A stretch of the ulnar collateral ligament of the thumb that loosens the joint at the base of the thumb.

GLENOHUMERAL: The shoulder girdle; consists of the glenoid capsule, head of the humerus and labrum.

GLENOID: Cavity of the scapula into which the head of the humerus fits to form the shoulder girdle.

GLENOID LABRUM: A rim of fibrocartilaginous tissue attached around the margin of the glenoid fossa.

GRADE ONE INJURY: A mild injury in which ligament, tendon or other musculoskeletal tissue may have been stretched, but not torn or otherwise disrupted.

GRADE TWO INJURY: A moderate injury in which musculoskeletal tissue has been partially, but not totally torn, causing appreciable limitation in function of the injured tissue.

GRADE THREE INJURY: A severe injury in which tissue loss has been significant, and in many cases, totally torn or otherwise disrupted, causing a virtual loss of function.

GROIN: Junction of the thigh and abdomen, location of muscles that rotate, flex and adduct the hip.

HAMMER TOE: Condition when the first digit of a toe is at a different angle than the remaining digits of the same toe.

HAMSTRING: Category of muscle that runs from the buttocks to the knee along the back of the thigh. It functions to flex the knee and is often times injured as a result of improper conditioning or lack of muscle flexibility.

HEMARTHROSIS: Accumulation of blood within a joint as a result of an acute injury.

HEMATOMA: Mass produced by an accumulation of coagulated blood in a cavity or in soft tissues.

HIGH ANKLE SPRAIN: Disruption of thick connective tissue between the tibia and fibula above the ankle joint. Often caused by a hyperextension of the ankle.

HIP POINTER: Contusion to the iliac crest.

HYDROTHERAPY: Treatment using water.

HYPEREXTENSION: Extreme extension of a limb or body part.

HYPHEMA: Small amounts of blood in the front chamber of the eye caused by trauma.

ICE AND STIMULATION: Use of ice to reduce inflammation and muscle stimulation by surface electrodes to maintain muscle strength used in rehabilitation of injury.

SPORTS MEDICINE GLOSSARY

ILIOFEMORAL BAND: A thick, wide fascial layer that runs from the iliac crest to the knee joint on the outside of the thigh.

IMPACT ©: The computerized neuropsychological testing program, developed at the University of Pittsburgh that the NHL has adopted for the 2007-08 season.

IMPINGEMENT: A pinching of a structure, such as rotator cuff impingement sign when the shoulder is raised in certain directions which cause shoulder and upper arm pain. Also seen at the labrum of the hip.

INFLAMMATION: The body's natural response to injury in which the injury site might display various degrees of pain, swelling, heat, redness and/or loss of function.

ISOMETRIC CONTRACTION: Muscular contraction in which tension is developed but no mechanical work is done.

LABRUM (LABRUM GLENOIDALE): The cartilage of the glenoid cavity in the shoulder. A lip edged or lip like structure.

LATERAL: On the outer side of a body structure, furthest from the midline of the body.

LATERAL COLLATERAL LIGAMENT (LCL): Ligament of the knee along the outer aspect that connects the femur to the tibia. It provides lateral stability to the joint.

LIGAMENT: Band of fibrous tissue that connects bone to bone or bone to cartilage and supports and strengthens joints.

MAGNETIC RESONANCE IMAGING (MRI): Imaging procedure in which a radio frequency pulse causes certain electrical elements of the injured tissue to react to this pulse and through this process a computer display and permanent film establish a visual image. MRI does not require radiation and is very useful in the diagnosis of soft tissue, disc and meniscus injuries.

MANDIBLE: Jaw bone.

MEDIAL: On the inner side of a body structure, closest to the midline of the body.

MEDIAL COLLATERAL LIGAMENT (MCL): Ligament of knee along the inner aspect that connects the femur to the tibia.

MENISCUS: Crescent-shaped cartilage, usually pertaining to the knee joint; also known as cartilage. There are two menisci in the knee - medial and lateral. These work to absorb weight within the knee and provide stability.

METACARPALS: Five long bones of the hand, joining the fingers to the wrist.

METATARSALS: Five long bones of the foot, running from the ankle to the toes.

MRSA (METHICILLIN RESISTANT STAPH AUREUS): A skin bacteria that has become resistant to common penicillins and related antibiotics which can be involved in skin and blood stream infections.

MSSA (METHICILLIN SENSITIVE STAPH AUREUS): A skin bacteria that is still sensitive to common penicillins and related antibiotics.

MYOSITIS: Inflammation of a muscle.

NEUROPRAXIA: A temporary dysfunction of a peripheral nerve.

NEUROPSYCHOLOGICAL TESTING: Written or computerized tests which measure memory functions, reaction speeds, and learning functions of the brain. In sports, commonly performed as a part of the clinical evaluation of concussion.

OPEN REDUCTION: Re-alignment of a fracture or dislocation with surgery.

ORBIT: The complex of facial bones creating the socket for the eyeball, its nerves and muscles, in the skull.

ORTHOTIC: Any device applied to or around the body of physical impairment of disability. Commonly used to control foot mechanics.

OSTEITIS PUBIS: An inflammation in the joint of the pelvic bones just above the genital area.

OSTEOCHONDRITIS DESSICANS: A piece of bone and/or cartilage loosened from its attachment after trauma and a cause of a lesion.

OSTEOMYELITIS: An inflammatory disease of bone caused usually by infection with streptococcus or staphylococcus bacteria.

PATELLA: The kneecap. The patella functions to protect the distal end of the femur as well as increase the mechanical advantage and force generating capacities of the quadriceps muscle group.

PHOTOREFRACTIVE KERATECTOMY (PRK): Type of laser eye surgery used to correct mild to moderate nearsightedness, farsightedness, and/or astigmatism.

PLANTAR FASCIITIS: Inflammation of the plantar (a thick tissue on the bottom of the foot which helps create the arch) fascia; associated with overuse or acute foot injury.

PNEUMOTHORAX: Air inside the chest cavity and outside of the lung. Can be associated with chest trauma. Can be associated with collapse of the lung.

POSTERIOR: Back of the body.

POSTERIOR CRUCIATE LIGAMENT (PCL): A primary stabilizing ligament of the knee that provides significant stability and prevents displacement of the tibia backward within the knee joint. A complete tear of this ligament necessitating reconstruction could require up to 12 months of rehabilitation.

QUADRICEP MUSCLES: A group of four muscles of the front thigh that run from the hip and form a common tendon at the patella; they are responsible for knee extension.

RADIUS: Bone in the forearm from elbow to the thumb side of the wrist.

RECONSTRUCTION: Surgical rebuilding of a joint using natural, artificial or transplanted materials.

SPORTS MEDICINE GLOSSARY

ROTATOR CUFF: Comprised of four muscles in the shoulder area that can be irritated by overuse. The muscles are the supraspinatus (most commonly injured), infraspinatus, teres minor and subscapularis.

SACROILIAC: Junction of the sacrum, the lower back bone, with the pelvis.

SACRUM: Group of five fused vertebrae located just below the lumbar vertebrae of the lower back, which form part of the pelvis.

SCAPULA: Shoulder blade.

SCIATICA: Irritation of the sciatic nerve resulting in pain or tingling running down the inside of the leg.

SCIATIC NERVE: Major nerve that carries impulses for muscular action and sensations between the low back and thigh and lower leg; it is the longest nerve in the body.

SHIN SPLINT: A catch all syndrome describing pain in the shin that is not a fracture or tumor and cannot be defined otherwise.

SPLEEN: Large, solid organ responsible for the normal production and destruction of blood cells located under the left rib cage.

SPONDYLOSIS: Abnormal vertebral fixation or immobility, or a general term for arthritis of the spine.

SPORTS HERNIA (PREVIOUSLY KNOWN AS A HOCKEY HERNIA): Not a true tear, or hole, in the abdominal lining, but rather a weakened, possibly inflamed, area in the lower abdominal region from repetitive use of powerful lower abdominal and groin muscles. Seen especially in athletes engaged in ice hockey, soccer or football.

SPRAIN: Injury resulting from the stretching or twisting of the joint and causes various degrees of stretching or tearing of a ligament or other soft tissue at the joint.

STERNOCLAVICULAR JOINT: The joint where the collar bone meets the breast bone.

STERNUM: The breast bone.

STINGER: Same as a "burner".

STRAIN: Injury resulting from a pulling or torsion to the muscle or tendon that causes various degrees of stretching or tearing to the muscle or tendon tissue.

STRESS FRACTURE: A hair line type of break in a bone. Caused by overuse.

SUBCONJUNCTIVAL HEMORRHAGE: A broken blood vessel over the white of the eye. Does not affect vision.

SUBLUXATION: Partial dislocation of a joint. The term usually implies that the joint can return to a normal position without formal reduction.

SULFA ANTIBIOTICS: A group of medications used to treat bacterial illnesses. Used as one of the first choices against MRSA.

SYNOVIAL FLUID: Lubricating fluid for joints and tendons, produced in synovium, or the inner lining of a joint.

SYNOVITIS: Inflammation of the synovial lining of a joint.

TALUS: The ankle bone that articulates with the tibia and fibula to form the ankle joint.

TARSALS: Group of seven bones of the foot consisting of the calcaneal, talus, cuboid and three cuneiform bones.

TENDINITIS: Inflammation of the tendon and/or tendon sheath, caused by chronic overuse or sudden injury.

TENDON: Tissue that connects muscle to bone.

TENOSYNOVITIS: Swelling or inflammation of a tendon sheath caused by calcium deposits, repeated strain or trauma.

TIBIA: Shin bone; larger of the two bones of the lower leg and is the weight bearing bone of the shin.

TISSUE GLUE: A substance similar to "Crazy glue" that can be used instead of sutures or staples to close simple cuts to the skin.

TRANSCUTANEOUS ELECTRICAL NERVE STIMULATOR (TENS): An electrical modality that sends a mild current through pads at the injury site which stimulates the brain to release the natural analgesic endorphin.

TRANSVERSE PROCESS: Small lateral projection off the right and left side of each vertebrae that functions as an attachment site for muscles and ligaments of the spine.

TRICEPS: Muscle of the back of the upper arm, primarily responsible for extending the elbow.

ULNA: Inner bone of the forearm that runs from the tip of the elbow to the little finger side of the wrist.

ULNAR NERVE: Nerve in the elbow commonly irritated from excessive throwing.

ULTRASOUND: An electrical modality that transmits a sound wave through an applicator into the skin to the soft tissue in order to heat the local area for relaxing the injured tissue and/or disperse edema...Also a type of imaging study for certain body areas.

V O₂ MAX: A measure of aerobic fitness, measuring the maximal uptake of oxygen a person can achieve with exercise.

VERTEBRA: The bones that make the spinal column. Divided into cervical (neck), thoracic (chest) and lumbar (low back) regions.

VERTIGO: Dizziness with a sensation of the world spinning around a person. Can be caused by trauma, viral illnesses, or occurs spontaneously.

"WIND KNOCKED OUT": Syndrome describing a contraction of the abdominal nerve trunk, the solar plexus, as a result of an abdominal contusion.

ZYGOMA: The cheek bone.

Edited by Dr. Gary W. Dorshimer and Flyers Athletic Trainer & Strength and Conditioning Coach Jim McCrossin

NHL INFORMATION

WESTERN CONFERENCE		EASTERN CONFERENCE	
PACIFIC	CENTRAL	ATLANTIC	METROPOLITAN
 ANAHEIM	 CHICAGO	 BOSTON	 CAROLINA
 CALGARY	 COLORADO	 BUFFALO	 COLUMBUS
 EDMONTON	 DALLAS	 DETROIT	 NJ DEVILS
 LOS ANGELES	 MINNESOTA	 FLORIDA	 NY ISLANDERS
 PHOENIX	 NASHVILLE	 MONTRÉAL	 NY RANGERS
 SAN JOSE	 ST. LOUIS	 OTTAWA	 PHILADELPHIA
 VANCOUVER	 WINNIPEG	 TAMPA BAY	 PITTSBURGH
		 TORONTO	 WASHINGTON

In 2013-14, The League went to a realigned format for geographic purposes and has decided to stick with geographic names for the four new divisions. Three of the four names are carryovers from the old six-division alignment, but the League added a new name to the mix.

The four division names are Atlantic, Metropolitan, Central and Pacific. The Atlantic and Metropolitan divisions make up the Eastern Conference and each division has eight teams. The Central and Pacific divisions make up the Western Conference and have seven teams in each division.

The Atlantic Division teams are: Boston Bruins, Buffalo Sabres, Detroit Red Wings, Florida Panthers, Montreal Canadiens, Ottawa Senators, Tampa Bay Lightning and Toronto Maple Leafs.

The Red Wings moved from the Western Conference to the Eastern.

The Metropolitan Division includes the three New York-area teams -- New York Rangers, New York Islanders and New Jersey Devils -- along with the Washington Capitals, Pittsburgh Penguins, Philadelphia Flyers, Carolina Hurricanes and Columbus Blue Jackets, who are joining the Red Wings in the move east.

The new Central Division in the Western Conference includes the Chicago Blackhawks, St. Louis Blues, Nashville Predators, Minnesota Wild, Colorado Avalanche, Dallas Stars and Winnipeg Jets, who moved from the Eastern Conference to the Western.

The new Pacific Division includes the Los Angeles Kings, Anaheim Ducks, Phoenix Coyotes, San Jose Sharks, Vancouver Canucks, Calgary Flames and Edmonton Oilers.

THE STANLEY CUP PLAYOFFS will still consist of 16 teams, eight from each conference, but it will be division-based and a wild-card system has been added.

The top three teams in each division will make up the first 12 teams in the playoffs. The remaining four spots will be filled by the next two highest-placed finishers in each conference -- regardless of division -- based on regular-season points. It will be possible for one division to send five teams to the postseason while the other sends three.

The seeding of the wild-card teams within each divisional playoff will be determined by regular-season points. The division winner with the most points in the conference will be matched against the wild-card team with the fewest points; the division winner with the second-most points in the conference will play the wild-card team with the second-fewest points.

The teams finishing second and third in each division will play in the first round of the playoffs. The winners of each series will play for berths in the conference championship series.

The winners of the conference championships advance to the Stanley Cup Final.

2013-2014 NHL OFFICIALS

REFEREES

NAME	NUMBER
*Burchell, Darcy	42
Charron, Francis	6
*Chmielewski, Tom	43
Devorski, Paul	10
Dwyer, Gord	19
Furlatt, Eric	27
*Hanson, Trevor	47
Hasenfratz, Mike	2
Hebert, Ghislain	22
Hebert, Jean	15
Jackson, Dave	8
Joannette, Marc	25
Kimmerly, Greg	18
Kowal, Tom	32
Kozari, Steve	40
L'Ecuyer, Frederick	17
LaRue, Dennis	14
Lee, Chris	28
Leggo, Mike	3
*Lemelin, Mark	41
*Lewis, Dave	46
*Luxmore, Thomas John	49
Martell, Rob	26
McCauley, Wes	4
*McIsaac, Jon	45
Meier, Brad	34
Morton, Dean	36
Nicholson, Kendrick	44
O'Halloran, Dan	13
O'Rourke, Dan	9
Peel, Tim	20
Pochmara, Brian	16
Pollock, Kevin	33
Rank, Garrett	48
Rehman, Kyle	37
Rooney, Chris	5
Skilliter, Graham	24
St. Pierre, Justin	12
St-Laurent, Francois	38
Sutherland, Kelly	11
Walsh, Ian	29
Watson, Brad	23

LINESMEN

NAME	NUMBER
Amell, Derek	75
Barton, Steve	59
Brisebois, David	96
Cameron, Lonnie	74
Cherrey, Scott	50
Cornier, Michel	76
Cvik, Mike	88
Devorski, Greg	54
Driscoll, Scott	68
Galloway, Ryan	82
Gibbs, Darren	66
*Grandt, John	98
Henderson, Don	91
Heyer, Shane	55
Kovachik, Brad	71
*Knorr, Trent	63
Lazarowich, Brad	86
Mach, Brian	78
MacPherson, Matt	83
McElman, Andy	90
Miller, Steve	89
Morin, Jean	97
Murchison, Kiel	79
Murphy, Brian	93
Murray, Jonny	95
Nansen, Derek	70
Nelson, Thor	80
Nowak, Tim	77
Pancich, Bryan	94
Racicot, Pierre	65
Rody, Vaughan	73
Sericolo, Anthony	84
Sharrers, Jay	57
Shewchyk, Mark	92
Wheler, Mark	56
*Minor League Official	

2014-2015 NHL CRITICAL DATES

SEPTEMBER

- 11 Rookie camps open
- 18 Training camps open
- 21 Preseason schedule begins
- 24 Kraft Hockeyville: Arizona Coyotes at Calgary Flames (Sylvan Lake, Alta.)
- 25 CCM/USA Hockey All-American Prospects Game (Buffalo, N.Y.)
- 30 NHL Board of Governors Meeting (New York, N.Y.)

OCTOBER

- 7 Opening day playing rosters set (5:00 p.m. ET)
- 8 Opening night – Regular Season begins
- 8 2014 Molson Canadian NHL Face-Off™ (Toronto, Ont.)
- 8 Kings raise Stanley Cup banner: San Jose Sharks at Los Angeles Kings
- 11 NHL Game Night (all teams in action)
- 20-Nov. 17 Hockey Fights Cancer Awareness Month

NOVEMBER

- 14 Hockey Hall of Fame Game: Pittsburgh Penguins at Toronto Maple Leafs (Air Canada Centre, Toronto, Ont.)
- 17 Hockey Hall of Fame induction ceremony (Toronto, Ont.)
Inductees: Rob Blake, Peter Forsberg, Dominik Hasek, Mike Modano (Player category); Pat Burns (Builder category); Bill McCreary (Referee/Linesman category); Media honorees: Kevin Allen, Pat Foley.
- 18 General Managers' Meeting (Toronto, Ont.)
- 26 NHL Founders Day (1917) – 9 games on schedule
- 28 2014 Discover NHL Thanksgiving Showdown™: New York Rangers at Philadelphia Flyers (1:00 p.m. ET)

DECEMBER

- 1 Signing deadline for Group 2 free agents (5:00 p.m. ET)
- 4 U.S. Hockey Hall of Fame induction & Celebration of Lester Patrick (Minn./St. Paul, Minn.). Inductees: Karyn Bye Dietz, Brian Rafalski, Jeff Sauer, Lou Vairo.
- 8-9 NHL Board of Governors Meeting (Boca Raton, Fla.)
- 19-27 Holiday roster freeze in effect: For all players on an NHL active roster, injured reserve, or with non-roster and injured non-roster status as of midnight (local time) Dec. 19, a roster freeze shall apply through midnight (local time) Dec. 27, with respect to waivers, trades and loans, subject to the exceptions provided for in CBA Article 16.5 (d).
- 24-26 Holiday break (no scheduled practices – dressing rooms closed)
- 26-Jan. 5 IIHF World Junior Championship (Montreal, Que. & Toronto, Ont.)

JANUARY

- 1 2015 Bridgestone NHL Winter Classic®: Chicago Blackhawks at Washington Capitals (Nationals Park, Washington, D.C.)
- 13 USHL/NHL Top Prospects Game (Dubuque, Iowa)
- 21 CCM/ECHL All-Star Classic (Orlando, Fla.)
- 22 CHL/NHL Top Prospects Game (St. Catharines, Ont.)
- 22-26 NHL All-Star Break (no games played)
- 22-25 No scheduled practices – dressing rooms closed
- 24 NHL All-Star Skills Competition™ (Nationwide Arena, Columbus, Ohio)
- 25 60th NHL All-Star Game (Nationwide Arena, Columbus, Ohio)
- 27 NHL Regular Season resumes

FEBRUARY

- 1 Hockey is for Everyone Month begins
- 14 Scotiabank Hockey Day in Canada (host: Halifax, N.S.)
- 21 2015 Coors Light NHL Stadium Series™: Los Angeles Kings at San Jose Sharks (Levi's® Stadium, Santa Clara, Calif.)
- 20-22 8th Annual Hockey Weekend Across America presented by CCM (USA Hockey)

MARCH

- 2 Trade deadline (3:00 p.m. ET)

APRIL

- 9-11 NCAA Frozen Four (TD Garden, Boston, Mass.)
- 11 Last day of regular season (all teams in action)
- 15 Stanley Cup Playoffs begin
- 16-26 IIHF Under-18 World Championship (Zug and Lucerne, Switzerland)

MAY

- 1-17 IIHF World Championship (Prague and Ostrava, Czech Republic)
- 21-31 CHL Memorial Cup (Quebec City, Que.)
- 31-June 6 NHL Combine (Buffalo, N.Y.)

JUNE

- 20 Last possible day for 2014 Stanley Cup Final
- TBA Deadline for first club-elected salary arbitration (later of June 15 or 48 hours after the conclusion of the Stanley Cup Final, 5:00 p.m. ET)
- 26-27 NHL Draft (BB&T Center, Sunrise, Fla.)

JULY

- 1 Free agency begins (12:00 p.m. ET)
- 5 Deadline for player-elected salary arbitration notification (5:00 p.m. ET)
- 6 Deadline for club-elected salary arbitration notification (5:00 p.m. ET)
- 20-Aug. 4 Salary arbitration hearings held 20 – Aug. 6 Salary arbitration hearings held

AUGUST

- 6 Deadline for salary arbitration decisions to be rendered

PHILADELPHIA FLYERS MEDIA INFORMATION & WELLS FARGO CENTER INFORMATION

EXECUTIVE OFFICES:

Broad Street entrance, West side (215) 465-4500.

WELLS FARGO CENTER BOX OFFICE:

Broad Street South side, Box Office is open:

Weekdays 9 am to 6 pm

Saturdays 10 am to 4:30 pm

Sundays & Holidays Event days only

Tickets for all Wells Fargo Complex events can be purchased at the Wells Fargo Center Box Office and select ACME locations.

TICKETS FOR UPCOMING EVENTS:

Main Concourse Level, opposite Section 104.

WILL CALL:

Wells Fargo Center Box Office, Designated Windows.

GUEST SERVICES CENTERS:

Main Concourse Level in the Broad Street Atrium.
Mezzanine Concourse Level, Broad Street South side.

SECURITY OFFICE:

Main Concourse Level, Broad Street West side.

FIRST AID ROOM:

Main Concourse Level, 11th Street North side.

PUBLIC TELEPHONES:

Main Concourse and Mezzanine Levels, various locations.

SMOKING POLICY:

Wells Fargo Center is a smoke-free facility.

TELEPHONE SERVICE:

Requests for telephone lines in press box or other areas should be directed to Shirley Posey in the Wells Fargo Center Operations Department at (215) 389-9475.

FLYERS MEDIA WEBSITE:

The Flyers PR department maintains a password-protected media information page. Updated on a daily basis, this page contains archived press releases, postgame notes & quotes, practice schedules, teleconference transcripts, and much more. For login information, please contact a member of the Flyers PR department.

CREDENTIALS:

Credentials are required for access into the building. Season passes are issued to those media members who regularly cover the Flyers. Individual game passes may be applied for by contacting the Flyers Public Relations Department via email at bsmith@comcast-spectacor.com at least 24 hours prior to a game. Press box space is limited. For this reason, the Flyers ask that any media member holding a season pass and not covering a game to notify the Flyers Public Relations Office by NOON on the day of the game at (215) 389-9554, especially during the latter part of the regular season and the playoffs.

BLOGGERS & WEBSITE MEDIA (unaffiliated with a traditional media outlet):

The Flyers have in the past granted game-by-game credentials to selected blogs and websites. Due to space constraints in the Flyers locker room and in the press box, the Flyers are no longer granting credentials to blogs other than the ones that have regularly attended in the past.

Bloggers are welcome to contact the Flyers PR department at (215) 389-9554 to be added to the team's postgame distribution lists, which include postgame quotes and statistical information.

PHOTOGRAPHERS:

Photographers from accredited magazines, newspapers and wire services may shoot from designated areas. Positions are assigned on a period-by-period basis by Sean Jack, Press Box Steward. Those photographers who need access to strobes must contact the Flyers Public Relations Department at least 24 hours prior to a game at (215) 952-5780.

PRESS PARKING:

Media members attending a Flyers game at the Wells Fargo Center should park in F-lot, located north of the Wells Fargo Center along 11th Street. Access to this lot is by permit only. Media members who cover the Flyers on a regular basis will receive parking passes. Parking space is limited and is on a first come, first-served basis.

PRESS ENTRANCE:

Media members attending Flyers games at the Wells Fargo Center should enter the building on the North side of the Building through the press entrance, which is located on the Main Concourse level and is marked as Stairwell 18. All media members are asked to have their passes ready to present to security at the entrance.

PRESS LOUNGE:

The press lounge is located in the Northeast corner of the Event Floor Level (Level One). Game notes, press kits and food are available to the media in the press lounge during the course of an event. Storage and working space is also made available for media members' use in the press lounge. Meals are served two hours before face-off time. Refreshments are available during the game.

LOCKER ROOMS:

The locker rooms are located on the West side (Broad Street) of the Event Level. Unless otherwise indicated, locker rooms are open to the media after the game only. All media members are asked to have their passes ready to present to security at the entrance. No autographs are permitted in the locker room area.

PRESS BOX:

The press box, located on the East side (11th Street) of the Balcony Level (Level Seven), is accessible from both the press lounge and from the concourse via a press elevator, located in the Northeast corner of the building. The following services are provided to all media members in the press box:

1. Pre-game and post-game information, statistics and summaries
2. Updates during the game regarding statistics & officiating decisions and other items of interest.
3. Closed circuit television monitors of game action
4. Work area

TELEVISION TRUCKS:

Television stations/networks covering events at the Wells Fargo Center should contact Chris Corey (215-952-5364; ccorey@comcast-spectacor.com) of the Electronic Media Department with technical requirements and Mike Sulkes (215-389-9528; msulkes@comcast-spectacor.com) in the Operations Department regarding parking and security. Television trucks will be able to park and connect to the Wells Fargo Center on the north side of the Event Level. Trucks should enter the Wells Fargo Center from the 11th Street entrance and proceed to the loading dock area.

MEDIA SERVICES STAFF:

Sr. Director of Communications..... Zack Hill
Director, Public Relations..... Joe Siville
Manager, Broadcasting & Media Services..... Brian Smith
Press Box Steward..... Gene Prince
V.P. Security and Services..... Mike Hasson
Event Security Manager..... Tom McFlynn
Event Manager..... Ben Rowe

Press Box Phone..... (215) 336-3600 ext. 2115

FLYERS MEDIA

PHILADELPHIA FLYERS PUBLIC RELATIONS CONTACTS



Zack Hill
Senior Director,
Communications



Joe Siville
Director, Public
Relations



Brian Smith
Manager, Broadcasting
& Media Services

PHILADELPHIA FLYERS MEDIA



Sam Carchidi
Philadelphia Inquirer



Wayne Fish
Bucks County
Courier Times



Dan Gelston
Associated Press



Dave Isaac
Camden Courier Post



Tim Panaccio
CSNPhilly.com



Rob Parent
Delaware County Times



Frank Seravalli
Philadelphia Daily News



Jay Greenberg



Randy Miller

2014 2015 PHILADELPHIA FLYERS

SEASON SCHEDULE

OCTOBER

SUN	MON	TUE	WED	THU	FRI	SAT
			1	2	3	4
5	6	7	8 BOS 7:30 NBCSN	9 NJD 7:00 CSN	10	11 MTL 7:00 CSN
12	13	14 ANA 7:00 CSN	15	16	17	18 DAL 8:00 CSN
19	20	21 CHI 8:30 CSN	22 PIT 8:00 NBCSN	23	24	25 DET 7:00 CSN
26	27	28 LA 7:00 CSN	29	30 TB 7:30 CSN	31	

JANUARY

SUN	MON	TUE	WED	THU	FRI	SAT
				1	2 CAR 7:00 CSN	3 NJD 7:00 CSN
4	5	6 OTT 7:00 CSN	7	8 WAS 7:00 CSN	9	10 BOS 1:00 CSN
11	12 TB 7:00 CSN	13	14 WAS 8:00 NBCSN	15 VAN 7:00 CSN	16	17 BUF 7:00 CSN
18	19 NYI 1:00 TCN	20 PIT 7:30 NBCSN	21	22	23	24
25	26	27 ARI 7:00 CSN	28	29 WPG 7:00 CSN	30	31 TOR 7:00 CSN

NOVEMBER

SUN	MON	TUE	WED	THU	FRI	SAT
						1 FLA 7:00 TCN
2	3	4 EDM 7:00 CSN	5	6 FLA 7:00 CSN	7	8 COL 7:00 CSN
9	10	11	12	13	14 CBJ 7:30 TCN	15 MTL 7:00 CSN
16	17	18	19 NYR 8:00 NBCSN	20 MIN 7:00 CSN	21	22 CBJ 7:00 CSN
23	24 NYI 7:00 TCN	25	26 DET 7:30 TCN	27	28 NYR 1:00 NBC	29 NYR 1:00 CSN
30						

FEBRUARY

SUN	MON	TUE	WED	THU	FRI	SAT
1	2	3	4	5 NYI 7:00 CSN	6	7
8 WAS 3:00 CSN	9	10 MTL 7:00 CSN	11	12	13 CBJ 7:00 CSN	14
15 BUF 7:30 NBCSN	16	17 CBJ 7:00 CSN	18	19 BUF 7:00 CSN	20	21 NSH 1:00 CSN
22 WAS 3:00 NBC	23	24 CAR 7:00 CSN	25	26 TOR 7:30 CSN	27	28 NYR 8:00 NBC

DECEMBER

SUN	MON	TUE	WED	THU	FRI	SAT
	1	2 SJS 10:00 CSN	3 ANA 10:30 TCN	4	5	6 LA 4:00 CSN
7	8	9 CBJ 7:00 CSN	10	11 NJD 7:00 CSN	12	13 CAR 1:00 CSN
14	15	16 TB 7:00 CSN	17	18 FLA 7:00 CSN	19	20 TOR 7:00 CSN
21 WPG 5:00 TCN	22	23 MIN 7:00 TCN	24	25	26	27 NSH 8:00 CSN
28	29 ARI 9:00 CSN	30	31 COL 9:00 CSN			

MARCH

SUN	MON	TUE	WED	THU	FRI	SAT
1 	2	3 CGY 7:00 CSN	4	5 STL 7:00 CSN	6	7 BOS 1:00 CSN
8 NJD 5:00 TCN	9	10 DAL 7:00 CSN	11	12 STL 8:00 CSN	13	14 DET 1:00 CSN
15 OTT 7:00 CSN	16	17 VAN 10:00 CSN	18	19 CGY 9:00 CSN	20	21 EDM 10:00 CSN
22	23	24	25 CHI 8:00 NBCSN	26	27	28 SJS 1:00 CSN
29	30	31				

APRIL

SUN	MON	TUE	WED	THU	FRI	SAT
			1 PIT 8:00 NBCSN	2	3	4 CAR 1:00 CSN
5 PIT 7:30 NBC	6	7 NYI 7:00 CSN	8	9 CAR 7:00 CSN	10	11 OTT 12:30 CSN

 Away Game
 Home Game
 Flyers Wives
 Fight for Lives Carnival

PHILADELPHIAFLYERS.COM

 @NHLFLYERS

COMCAST SPECTRUM

WELLS FARGO CENTER