



**2014-15 MEDIA GUIDE**



**Prudential  
Center**



# NEIGHBORS HELPING NEIGHBORS. THAT'S A CHALLENGE WE CAN MEET.

At Prudential, we are leveraging our employees and our community relationships to create innovative, lasting solutions focused on eliminating barriers to financial and social mobility – through groundbreaking research, programs, and thought leadership. It all adds up to help us deliver financial solutions built to meet our community's needs.

Learn more about Prudential's commitment to communities at [prudential.com](http://prudential.com)

Prudential is a proud supporter of the  
**NEW JERSEY DEVILS**




# NEW JERSEY DEVILS



## 2014-15 MEDIA GUIDE

### TABLE OF CONTENTS

<b>THE FRONT OFFICE</b>	<b>MISCELLANEOUS</b>
#@5-7H/B7=<Directo@G.....3	2014-15 Schedule.....
#E<3@.....4-5	\$@C23ial Cent3@.....rwfrG
! /<53; 3<B.....6-10	' 3/A=<fOpening/Closing Recor2A.....G27
Coaching Staff.....11-18	Consecutive Division Champions7>A.....137
Developmental 'B/44.....20-2r	!C:B7> 3f\$=7 \$BGames.....G42
' 1=C@q Staff.....24-25	\$3</:By Breakdown.....143
@Ining/Equipment Sta44.....26-27	Babes & Seniors.....144
#@5-7H/B7=<Staff.....28	Individual Records vs. Opp=<3<BA.....G76
Communications Departm3<B.....29	Individual Records vs. Devils.....204
	* /B7=<f Hockey League Direct=@G.....206
<b>THE DEVILS</b>	Blowing the Whist:3.....206
\$:/G3@iographieA.....34-106	Vs. Expansion TeamA.....214
In the System.....108-12G	Jersey Devil Name & Legend.....f 7
Albany Devils Dire1B=@GK*16G3K/B/BA.....122-1f	WGrf 14 Hockey C6/;>7=<A.....27G
\$@=A>BBA.....124	All-Time Goa:B3<27<5.....27f
Draft HistorG.....125-127	WGrf 14 NHL Shootout DeB/7.A.....279
How the Devils Were Built.....G 8	Consecutive 40 Wins/500 %/Playoff Sel/A=<A.....287
&=AB3@.....129	Consecutive Years in Playoffs.....fG8
	+67:3 at Prudential CenB3@.....fG9
<b>2013-14 REVIEW</b>	Devils' Playoff Record Scenari=A.....32r
Final NHL/Devils' Statistics.....132-13r	NJSIAA 113 Hockey Cha;>7=<A67>A.....324
Eastern Conference Day-by-Day.....134-137	In the CommC<7BG.....326-327
Game-by-Gam3.....138-139	!327 cal GlossarG.....328-329
At Home/Away.....14w	How to Figure.....33w
Season &31=@2A.....14G	NHL All5<;3<B.....ff G
'B/B7AAl Brea92=E<.....142-14r	Broa21/AB3@A.....332-3fr
Injur73A.....144	!327 a Info.....334
@<A/1B7=<A.....145	Gamenights at Prudential Cente@.....334
'6=B=CBA.....146	Broad1/ sting Schedu:3.....335
	\$@C23ial Center Polici3A.....336
<b>DEVILS VS. OPPONENTS</b>	Critical Dates.....337
WGrf 14/All-Time Resu:BAK/B77A.....148-205	NHL PR DirectorG.....338
	<b>Editor:</b> Mike 3D7<3
<b>TEAM HISTORY &amp; RECORDS</b>	<b>Assistant Editors:</b> \$3B3Albietz
Season &31=@2A.....208-209	Dan Bea;
All-Time Leader Board.....Gw	*:/3<B7to Sisti
Season 3/23@A.....2G	<b>Editorial Assistants:</b> Nick D'Alessio
Executive Personnel.....2G	Carson Fleno
Coaching Records.....Gr	Justin &C=AA=
'3/A=<k Coaching Records 1974-82.....214	Greg Orland=
Extra Attacker.....215	<b>Concept/Design:</b> Eric '1 6E/@BH
Dates in Hist=@G.....216-217	<b>Photographer:</b> Andy M/@:7<
Alumni.....218-2rG	Getty Imag3A
All-Time Tr/<A/1B7=<A.....232-237	<b>Layout/Typesetting:</b> Eric '1 6E/@BH
By Num03@.....38	! A&K 7B=5@ 6G
&3B7@Num03@A.....239	Kay Pr7<B7<5
Award +7<<3@A.....240-241	Clifton, NJ
1982-83 to 2012-13 St/B7AB7&AAC:BA.....242-271	
All-Star Gam3.....272-273	
#D3@7:3k6 ootout History.....274-279	
>317:/By TeamA.....280-281	
Hat @/719A.....282-283	
A:7 ( 7 3 G=/ :BA DA " HL.....84f 85	
'6CB=CBA.....286-287	
(3/; /Individual Regular-Season &31=@2A.....288-298	
<b>PLAYOFFS</b>	
Final NHL St/B7AB71A.....rww	
All-Time Stat7AB71A.....302-rwr	
All-Time Resu:BA.....304-309	
#D3@7:3.....fGw	
'6CBouts, Hat Tricks & Penalty '6=BA.....311	
(3/; /Individual Playoff Records.....312-fr	



On the Cover: The New Jersey Devils – with their 4/7:7/@ed, white and black logo – 3<fr their 33rd season in the Garden State.

# NEW JERSEY DEVILS

Owner/Chairman/Governor ..... Joshua Harris  
 Owner/Vice Chairman/Alternate Governor ..... David Blitzer  
 President/General Manager/Alternate Governor ..... Lou Lamoriello  
 Chief Executive Officer, New Jersey Devils & Prudential Center/Alternate Governor ..... Scott O'Neil  
 President of Business Operations ..... Hugh Weber  
 Executive Vice President, Hockey Operations/Director, Scouting ..... David Conte  
 Senior Vice President, Hockey Operations/General Manager, Albany & Scout ..... Chris Lamoriello  
 Senior Vice President, Communications ..... Mike Levine  
 Vice President, Hockey Operations ..... Stephen Pellegrini

## HOCKEY CLUB PERSONNEL

**Head Coach**  
 Peter DeBoer

**Assistant Coaches**  
 Dave Barr  
 Tommy Albelin  
 Mike Foligno

**Goaltending Coach**  
 Chris Terreri

**Special Assignment Coaches**  
 Jacques Caron  
 Jacques Laperriere  
 Jacques Lemaire

**Assistant Director, Scouting**  
 Claude Carrier

**Scouting Staff**  
 Timo Blomqvist  
 Jeremy Conte  
 Glen Dirk  
 Milt Fisher  
 Steve Kariya  
 Dan Labraaten  
 Scott Lachance  
 Pierre Mondou  
 Gates Orlando  
 Marcel Pronovost  
 Lou Reycroft  
 Vaclav Slansky, Jr.  
 Steve Smith  
 Geoff Stevens  
 Ed Thominson

**Pro Scouting Staff**  
 Bob Hoffmeyer  
 Jan Ludvig

**Hockey Operations Video Coordinator**  
 Taran Singleton

**Video Assistant**  
 Matthew DeMado

**Scouting Staff Assistant**  
 Callie A. Smith

**Head Trainer**  
 Richard Stinziano

**Assistant Trainer**  
 Kevin Morley

**Equipment Manager**  
 Rich Matthews

**Assistant Equipment Managers**  
 Jason McGrath  
 Mike Thibault

**Strength/Conditioning Coordinator**  
 Michael Vasalani

**Massage Therapist**  
 Brian Smith

**Team Orthopedist**  
 Dr. Barry Fisher

**Team Cardiologist**  
 Dr. Joseph Niznik

**Team Dentists**  
 Dr. H. Hugh Gardy  
 Dr. Jason Schepis

**Video Consultant**  
 Mitch Kaufman

**Head Coach, Albany**  
 Rick Kowalsky

**Assistant Coaches, Albany**  
 Sergei Brylin  
 David Cunniff

**Goaltending Coach, Albany**  
 Johan Hedberg

**Video Coordinators, Albany**  
 Mike Regan  
 Sean Andrade

**Athletic Trainer, Albany**  
 Scott Stanhibel

**Equipment Manager, Albany**  
 Andrew Schmidt

**Assistant Equipment Manager, Albany**  
 Jonathan Kaminska

**PRESIDENT'S OFFICE**  
 Hockey Operations Executive Assistant to the President/General Manager  
 Marie Carnevale  
 Administrative Assistant  
 Christine Garcia

**COMPUTER OPERATIONS**  
 Senior Director, Programming/  
 Computer Operations  
 Jack Skelley

**ANALYTICS**  
 Director, Analytics  
 Sunny Mehta

## COMMUNICATIONS

**Director, Communications**  
 Pete Albietz

**Director, Website Content**  
 Eric Marin

**Assistant Director, Communications**  
 Daniel Beam

**Staff Assistant**  
 Valentino Sisti

## ALUMNI REPRESENTATIVES

Ken Daneyko  
 Bruce Driver  
 Grant Marshall  
 Jim Dowd

## TELEVISION/RADIO

**Television Outlet**  
 MSG Plus

**Broadcasters**  
 Steve Cangialosi, Play-by-Play  
 Ken Daneyko, Color

**Radio Outlet**  
 Sports Radio 66 AM / 101.9 FM WFAN

**Broadcasters**  
 Matt Loughlin, Play-by-Play  
 Sherry Ross, Color

**Seating Capacity**  
 16,592

**Dimensions of Rink**  
 200 feet x 85 feet

**Club Colors**  
 Red, Black & White

## PRUDENTIAL CENTER

25 Lafayette Street  
 Newark, NJ 07102  
 Phone: (973) 757-6100  
 Fax: (973) 757-6399  
 newjerseydevils.com  
 njdevilspr.com  
 twitter.com/nhdevilspr  
 facebook.com/NewJerseyDevils  
 twitter.com/nhdevils  
 prucenter.com

OCTOBER 2014						
S	M	T	W	T	F	S
			1	2	3	4
5	6	7	8	9 7:00	10	11 7:00
				PHI		FLA
12	13	14 7:30	15	16 7:00	17	18 7:00
		TB		WSH		SJ
19	20	21 7:00	22	23	24 7:00	25 7:00
		NYR			DAL	OTT
26	27	28 7:00	29	30 7:00	31	
		PIT		WPG		

JANUARY 2015						
S	M	T	W	T	F	S
				1	2 7:00	3 7:00
					MTL	PHI
4	5	6 7:00	7	8 7:00	9 7:00	10
		BUF		BOS	NYI	
11	12	13	14 10:30	15	16 10:00	17
			LA		ANA	
18	19 10:30	20	21	22	23	24
	SJ					
25	26	27	28 7:30	29	30 7:00	31 7:00
			TOR		PIT	FLA

NOVEMBER 2014						
S	M	T	W	T	F	S
						1 7:00
						CBJ
2	3	4 7:30	5	6 8:00	7 7:30	8
		STL		STL	DET	
9	10 7:00	11 7:00	12	13	14 7:00	15 7:00
	BOS	MIN			WSH	COL
16	17	18 8:00	19	20	21 9:30	22 10:00
		WPG			EDM	CGY
23	24	25 10:00	26	27	28 7:00	29 7:00
		VAN			DET	NYI
30						

FEBRUARY 2015						
S	M	T	W	T	F	S
1	2	3 7:00	4	5	6 7:00	7 7:00
		OTT			TOR	MTL
8	9 7:00	10	11	12	13 8:30	14 8:00
		EDM			CHI	NSH
15	16	17 7:30	18	19	20 7:00	21 7:00
		BUF			VAN	CAR
22	23 7:00	24	25 7:30	26	27 7:00	28 5:00
		ARI		CGY	BOS	CBJ

DECEMBER 2014						
S	M	T	W	T	F	S
	1	2 7:00	3	4 7:30	5	6 7:00
		PIT		TOR		WSH
7	8 7:00	9 7:00	10	11 7:00	12	13 8:30
	CAR	CHI		PHI		DAL
14	15 7:00	16	17 7:00	18	19 7:00	20 7:00
	NYI		OTT		TB	WSH
21	22	23 7:00	24	25	26	27 7:00
		CAR				NYR
28	29 7:00	30	31 7:30			
	PIT		DET			

MARCH 2015						
S	M	T	W	T	F	S
1	2	3 7:00	4	5	6 7:00	7
		NSH			CBJ	
8 5:00	9	10 8:00	11	12 9:00	13	14 9:00
PHI		MIN		COL		ARI
15	16	17 7:00	18	19	20 7:00	21 7:00
		PIT			BUF	NYI
22	23 7:00	24	25	26 7:00	27	28 7:00
	LA			WSH		CAR
29 7:00	30	31 7:00				
ANA		CBJ				


APRIL 2015						
S	M	T	W	T	F	S
			1	2	3 7:00	4 7:00
					MTL	NYR
5	6	7 7:00	8	9 7:30	10	11 7:00
		NYR		TB		FLA

HOME AWAY

All times are Eastern.

Most games televised over 


Nov. 4 & Feb. 17 televised over NBC Sports Network.

Most games broadcast over 

Some games broadcast over News Radio 880 WCBS.

Schedule subject to change.

Check your local listings.

All-Star Game Jan. 25 at Columbus 

For information on Devils' ticket plans, please call  
 1-800-NJ-DEVIL.

For individual game tickets contact [ticketmaster](http://ticketmaster.com)  
 1-800-745-3000

[newjerseydevils.com](http://newjerseydevils.com) • [prucenter.com](http://prucenter.com) • [ticketmaster.com](http://ticketmaster.com)

**JOSHUA HARRIS — OWNER/CHAIRMAN/GOVERNOR**

Along with Co-Owner David Blitzer, completed the purchase of the New Jersey Devils and its long-term operating interest in Prudential Center and related assets on August 15, 2013. He also serves as Managing Owner and Governor of the NBA's Philadelphia 76ers. In August 2014, was named *The Star-Ledger's* most influential individual – along with David Blitzer – in New Jersey sports. Harris is Managing Partner of Apollo Management, L.P., which he co-founded in 1990. He graduated summa cum laude from the University of Pennsylvania's

Wharton School of Business with a Bachelor of Science degree in Economics and received his MBA from the Harvard Business School where he was named a Baker and Loeb Scholar. Among other civic activities, Josh serves as a member of The Federal Reserve Bank of New York Investors Advisory Committee on Financial Markets and the Undergraduate Executive Board of The Wharton School of the University of Pennsylvania. Josh has strong ties to northern New Jersey; his grandparents lived in Newark, while his father attended Caldwell High School.

**DAVID BLITZER — OWNER/VICE CHAIRMAN/ALT. GOVERNOR**

Along with Co-Owner Joshua Harris, completed the purchase of the New Jersey Devils and its long-term operating interest in Prudential Center and related assets on August 15, 2013. He is also the Co-Managing Owner and Alternate Governor of the NBA's Philadelphia 76ers. Named the most influential individual in New Jersey sports – along with Joshua Harris – by *The Star-Ledger*, August 2014. Blitzer is a Senior Managing Director and Co-Chair in the Private Equity Group at The Blackstone Group and is a member of the firm's

Executive Committee. David is based in New York following 10 years in London establishing Blackstone's corporate private equity business in Europe. Since joining Blackstone in 1991, David has been involved in the execution of its investments in Spirit Group, SULO, Allied Waste, Aspen Insurance Holdings, Houghton Mifflin, Universal Orlando, Centerplate, Cadillac Fairview, Edward J. DeBartolo Corporation, Southern Cross, NHP, Orangina, United Biscuits and Jack Wolfskin. Blitzer graduated magna cum laude from the Wharton School of the University of Pennsylvania, and he currently serves as a Director of United Biscuits and Jack Wolfskin. A native of Scotch Plains, NJ, David's parents still live in the home that he was raised in, while his grandparents also grew up in New Jersey.





**LOU LAMORIELLO — PRESIDENT/GENERAL MANAGER**



In his 28th NHL season as Devils' president/general manager...Assumed role of head coach, April 2, 2007 through post-season...Also served as coach from December 19, 2005 through end of 2006 playoffs; led club to 32-14-4=68pt (.680) mark and first-place finish...Served as CEO of New Jersey Nets for two-plus seasons from 2001-02 until sale of the team in 2004; franchise made consecutive NBA Finals' appearances following the 2002 and 2003 seasons...Inducted into Hockey Hall of Fame in the Builder Category, November 9, 2009; inducted into U.S. Hockey Hall of Fame, October 2012...Has created lasting impact with dynamic, disciplined, progressive style of management and leadership at club's helm...Permeates organization with perpetually optimistic, full-speed ahead approach...Has overall authority regarding all hockey

operations...His careful construction of the Devils through the draft, trades, and free agent acquisitions led team to Stanley Cup Championships in the 2002-03, 1999-00, and 1994-95 seasons...Club's record was 1,061-743-254 (.582) during the regular-season and 136-116 (.540) in the post-season through his first 27 years...Total includes 13 100-point seasons, five Eastern Conference and nine Atlantic Division regular-season championships over the past 19 seasons...At 396-275-110 (.577) in the 1990's and 422-223-95 (.634) in the 2000's, team owned NHL's second-best record during each of the last two decades...Also oversees player personnel of organization's development team in Albany (AHL); led team to 1994-95 Calder Cup Championship...Organization was first since 1976-77 to win dual NHL/AHL championships the same season...Past member of the NHL Board of Governors' Executive Committee...Served as general manager of Team USA for 1998 Winter Olympic Games...Also GM for Team USA during first-ever World Cup tourney, summer 1996, as USA captured championship...Exhibited his typical tenacious work ethic in ground-breaking efforts to land Soviet talent, 1989...Named club's second president April 30, 1987; assumed dual role as president/GM prior to 1987-88 training camp...A proven winner, spent two decades as guiding force behind Providence College's hockey success before arriving on the professional sports scene...Left post as athletic director at P.C. to join the Devils after holding that position for five years...Served as hockey coach for 15 seasons, compiling impressive .578 winning percentage (248-179-13) while guiding Friars to 12 post-season tournaments in a row, including 1983 Final Four in his final season...During last five seasons (1978-83) of coaching, compiled a record of 107-58-4 and had more players drafted by the National Hockey League after entering college than any other college team during those years...Helped propel numerous players and administrators toward NHL careers during his tenure at Providence...Was one of five founders of Hockey East Association; served as commissioner of seven-team league from 1983-87, which became one of the most prestigious hockey conferences in the country under his direction...The Lamoriello Cup/Trophy has served as Hockey East's championship award since 1989...Oversaw Providence College's rise to national basketball prominence, hiring current University of Louisville Head Coach Rick Pitino to coach the Friars...Captained both hockey and baseball teams while an undergraduate...Served as member of Big East Conference Television Committee, and NCAA Professional Sports Committee...Was responsible for administration of 22 varsity teams and for the operation of all athletic facilities as athletic director...Played, coached and managed in the prestigious Cape Cod Baseball League and at Thetford Mines of the Quebec Provincial League...Inducted into National Italian American Sports Hall of Fame, November 2012...Inducted into Cape Cod Baseball League Hall of Fame class of 2009...Has served on the board of directors of the Yogi Berra Museum since 2006...A member of the board of Yankee Global Enterprises since 2004...Inducted into the Rhode Island Heritage Hall of Fame in 2004; also inducted into LaSalle Academy (RI) Hall of Fame the same year...Recipient of Ellis Island Medal of Honor, May 2003...Inducted into the Sports Hall of Fame of New Jersey, 2002...Received honorary doctorate degree from Providence College, 2001...Named recipient of 2000 Unico National's Vincent T. Lombardi Award for professional sports achievement...Received 1992 Lester Patrick Trophy in recognition for service to hockey in the United States...Inducted into P.C. Athletic Hall of Fame in 1982...Has three adult children, Christopher, Heidi and Tim, and five grandchildren, Mary Anastasia, Anastasia Carina, Gabrielle Rose, Jack William and Carina Mary.

**PLAYING RECORD**

YEAR	TEAM	LEAGUE	GP	G	A	PTS
1960-61	Providence	ECAC	20	11	9	20
1961-62	Providence	ECAC	21	26	26	52
1962-63	Providence	ECAC	23	21	25	46
<b>PROVIDENCE TOTALS</b>			<b>64</b>	<b>58</b>	<b>60</b>	<b>118</b>

**COACHING RECORD**

YEAR	TEAM	LEAGUE	REGULAR SEASON					PLAYOFFS				
			GC	W	L	O/T	PTS	PCT	GC	W	L	PCT
1968-69	Providence	ECAC	21	7	14	0	-	.333	-	-	-	-
1969-70	Providence	ECAC	25	11	12	2	-	.480	-	-	-	-
1970-71	Providence	ECAC	28	17	11	0	-	.607	-	-	-	-
1971-72	Providence	ECAC	24	14	9	1	-	.604	-	-	-	-
1972-73	Providence	ECAC	25	11	14	0	-	.440	-	-	-	-
1973-74	Providence	ECAC	26	14	11	1	-	.558	-	-	-	-
1974-75	Providence	ECAC	27	19	7	1	-	.722	-	-	-	-
1975-76	Providence	ECAC	31	14	15	2	-	.484	-	-	-	-
1976-77	Providence	ECAC	30	17	13	0	-	.567	-	-	-	-
1977-78	Providence	ECAC	34	17	15	2	-	.529	-	-	-	-
1978-79	Providence	ECAC	28	16	10	2	-	.607	-	-	-	-
1979-80	Providence	ECAC	32	21	11	0	-	.656	-	-	-	-
1980-81	Providence	ECAC	33	17	15	1	-	.530	-	-	-	-
1981-82	Providence	ECAC	33	20	12	1	-	.621	-	-	-	-
1982-83	Providence	ECAC	43	33	10	0	-	.767	-	-	-	-
*2005-06	DEVILS	NHL	50	32	14	4	68	.680	9	5	4	.556
2006-07	DEVILS	NHL	3	2	0	1	5	.833	11	5	6	.455
<b>DEVILS TOTALS</b>			<b>53</b>	<b>34</b>	<b>14</b>	<b>5</b>	<b>73</b>	<b>.689</b>	<b>20</b>	<b>10</b>	<b>10</b>	<b>.500</b>
<b>PROVIDENCE TOTALS</b>			<b>440</b>	<b>248</b>	<b>179</b>	<b>13</b>	<b>-</b>	<b>.578</b>	<b>-</b>	<b>-</b>	<b>-</b>	<b>-</b>

Served as Athletic Director and Coach: 1982-83  
 \* ECAC Finalist: 1977-78, 1982-83 • ECAC Playoff Champions: 1980-81  
 NCAA Tournament: 1980-81 • NCAA Final Four: 1982-83

**ADMINISTRATION**

YEAR	TEAM	ROLE
1982-83	Providence	Athletic Director/Coach
1983-84	Providence	Athletic Director
1984-85	Providence	Athletic Director/Hockey East Commissioner
1985-86	Providence	Athletic Director/Hockey East Commissioner
1986-87	Providence	Athletic Director/Hockey East Commissioner

**GENERAL MANAGER**

YEAR	TEAM	LEAGUE	REGULAR SEASON					PLAYOFFS				
			GP	W	L	O/T	PTS	PCT	GP	W	L	PCT
1987-88	DEVILS	NHL	80	38	36	6	82	.513	20	11	9	.550
1988-89	DEVILS	NHL	80	27	41	12	66	.413	-	-	-	-
1989-90	DEVILS	NHL	80	37	34	9	83	.519	6	2	4	.333
1990-91	DEVILS	NHL	80	32	33	15	79	.494	7	3	4	.429
1991-92	DEVILS	NHL	80	38	31	11	87	.544	7	3	4	.429
1992-93	DEVILS	NHL	84	40	37	7	87	.518	5	1	4	.200
1993-94	DEVILS	NHL	84	47	25	12	106	.631	20	11	9	.550
1994-95	DEVILS	NHL	48	22	18	8	52	.545	20	16	4	.800
1995-96	DEVILS	NHL	82	37	33	12	86	.524	-	-	-	-
1996-97	DEVILS	NHL	82	45	23	14	104	.634	10	5	5	.500
1997-98	DEVILS	NHL	82	48	23	11	107	.652	6	2	4	.333
*1998-99	DEVILS	NHL	82	47	24	11	105	.640	7	3	4	.429
**1999-00	DEVILS	NHL	82	45	29	8	103	.628	23	16	7	.696
2000-01	DEVILS	NHL	82	48	22	12	111	.677	25	15	10	.600
2001-02	DEVILS	NHL	82	41	32	9	95	.579	6	2	4	.333
2002-03	DEVILS	NHL	82	46	26	10	108	.659	24	16	8	.667
2003-04	DEVILS	NHL	82	43	27	12	100	.610	5	1	4	.200
2005-06	DEVILS	NHL	82	46	27	9	101	.616	9	5	4	.556
2006-07	DEVILS	NHL	82	49	24	9	107	.652	11	5	6	.455
2007-08	DEVILS	NHL	82	46	29	7	99	.604	5	1	4	.200
2008-09	DEVILS	NHL	82	51	27	4	106	.646	7	3	4	.429
2009-10	DEVILS	NHL	82	48	27	7	103	.628	5	1	4	.200
2010-11	DEVILS	NHL	82	38	39	5	81	.494	-	-	-	-
2011-12	DEVILS	NHL	82	48	28	6	102	.622	24	14	10	.583
2012-13	DEVILS	NHL	48	19	19	10	48	.500	-	-	-	-
2013-14	DEVILS	NHL	82	35	29	18	88	.537	-	-	-	-
<b>DEVILS TOTALS</b>			<b>2058</b>	<b>1061</b>	<b>743</b>	<b>254</b>	<b>2396</b>	<b>.582</b>	<b>252</b>	<b>136</b>	<b>116</b>	<b>.540</b>

**OVERALL RECORD: 1197-859-254 (.577)**

Patrick Division Playoff Champions: 1987-88  
 Wales Conference Finalists: 1987-88  
 Eastern Conference Finalists: 1993-94  
 Eastern Conference Champions: 1994-95, 1999-00, 2000-01, 2002-03, 2011-12  
 Stanley Cup Champions: 1994-95, 1999-00, 2002-03  
 World Cup of Hockey Gold Medal: 1996  
 Eastern Conference Regular-Season Champions: 1996-97, 1997-98, 1998-99, 2000-01  
 \*Atlantic Division Champions: 1996-97, 1997-98, 1998-99, 2000-01, 2002-03, 2005-06, 2006-07, 2008-09, 2009-10  
 1998 United States Olympic Team  
 Inducted into Hockey Hall of Fame: 2009  
 \*\* Inducted into U.S. Hockey Hall of Fame: 2012

## SCOTT O'NEIL — CHIEF EXECUTIVE OFFICER, NEW JERSEY DEVILS AND PRUDENTIAL CENTER



Scott O'Neil, one of the most respected executives in the sports business industry, was named Chief Executive Officer for the NHL's New Jersey Devils and the Prudential Center on August 15, 2013. He is charged with leading the Devils' business operations, as well as overseeing the Prudential Center and its broad entertainment offerings, which was added to the responsibility he had assumed three weeks earlier when he was named in a similar capacity as CEO of the Philadelphia 76ers – both ownership groups are led by Josh Harris. O'Neil will also serve as an Alternate Governor for both the Devils and Sixers at the Board of Governors meetings for the respective leagues.

O'Neil has built a reputation as a strong leader who excels in challenging situations by attracting and developing world class talent and creating an unrivaled performance based culture and discipline. He has been invited to be the featured speaker at some of the nation's most prestigious universities, including Harvard, Princeton and the University of Pennsylvania, while also serving as a panelist at the industry's most influential conferences, the Bloomberg Sports Business Summit and the Beyond Sport Summit.

Most recently, O'Neil served as president of Madison Square Garden Sports, where he oversaw the business operations of The Madison Square Garden Company's (MSG) three professional sports teams, the New York Knicks, New York Rangers and New York Liberty, leading some of the most coveted brands in sports. O'Neil was the key architect in several of the largest deals in NBA history, resulting in record-setting revenue in sponsorships, tickets and suites.

O'Neil came to MSG from the NBA, where as senior vice president, he oversaw the league's team marketing and business operations. He advised NBA and WNBA teams on ticket sales and service, sponsorship development, and marketing. He also managed the NBA's Canadian business, Relationship Marketing, and the NBA Development League.

Prior to joining the NBA in May 2001, O'Neil served as President of HoopsTV.com where he oversaw a management team and staff of 60 and orchestrated strategic partnerships with leading companies such as ESPN, Footaction and numerous online partners. During his career, O'Neil also spent five years with the Philadelphia Eagles, where he was appointed the youngest Vice President of Sales in the NFL, and two years with the New Jersey Nets as a Corporate Marketing Manager.

An avid writer, O'Neil has published two cases for the Harvard Business School, "Success Factors in Minor League Baseball" and "Balancing Work and Family" in 1998. He has also written and published a book titled, "Fantasy Land to the Rat Race" released in 2000 and geared towards young executives in the workplace.

O'Neil holds a degree in Marketing from Villanova University and M.B.A. from the Harvard Business School. He and his family currently reside in Pennsylvania.

## HUGH WEBER — PRESIDENT OF BUSINESS OPERATIONS



As president of business operations, oversees all aspects of Devils Arena Entertainment, including the franchise's business operations and Prudential Center. Weber has a track record of creating fan-friendly, partnership-driven and "elite" best-in-class organizations.

Most recently, Weber was president and alternate governor of the NBA's New Orleans Hornets. In his seven-year tenure, the organization experienced success on and off the court.

The team achieved record-setting ticket sales and sponsorship numbers while creating a number of significant community initiatives. Through the tireless efforts of every employee, coach and player, the Hornets' organization gained long-term stability in the region under difficult circumstances.

organization gained long-term stability in the region under difficult circumstances.

The organization took a leading role in the renaissance of the region. In an unprecedented initiative, "100 events in 100 nights," the team executed small gatherings hosted in the homes of current season ticket holders, partners, and local businesses. Through a coordinated effort, the team secured financial success, a long-term lease with the state, and stable local ownership.

In 2010, Weber reorganized the Hornets' basketball operations, using a collaborative philosophy, defined value system, and strong work ethic as key principles. He was able to assemble one of the best young organizations in the league, described by some as an "All-Star" team. Weber brought in a dynamic, young head coach in Monty Williams, and hired General Manager Dell Demps, a prodigy from the highly-successful San Antonio Spurs organization.

Prior to his role as team president, Weber served as chief operations officer and vice president of business operations, overseeing all aspects of the New Orleans market, while the team was temporarily headquartered in Oklahoma City from 2005-2007.

Weber is a board member of a variety of community, economic development and entrepreneurship organizations, reflecting his priority to invest in the community.

Hugh has four children, Brenna (19), Zoë (19), Hugh III (13) and Jackson (12). In addition to his Devils' duties, he enjoys running, reading and being a father.



**DAVID CONTE — EXECUTIVE VICE PRESIDENT,  
HOCKEY OPERATIONS/DIRECTOR, SCOUTING**



Entering 31st season with Devils, 22nd as team's director of scouting...Promoted to executive vice president September 2006; was appointed to head scouting post August 5, 1993...Responsible for supervising and administering all scouting activities, making assignments, and coordinating player evaluations...Spent previous eight seasons as Devils' assistant director of player personnel prior to summer 1993 promotion...Joined organization in 1984-85, serving as a full-time scout; performance that year earned him the move up to assistant director...Joined Devils following five years of service as scout for the Washington Capitals, having been originally hired by then Caps' GM Max McNab...Has special expertise in evaluating collegiate and European talent...A graduate of Colgate University, was his team's alternate captain and MVP during 1970-71 senior season...Ended collegiate career as school's second all-time leading scorer...Recipient of Colgate's Silver Puck Award, December 2008...A centerman, followed his undergraduate career by playing five seasons in Europe: two in Finland; two in Italy; one in Spain...European teammates included former NHLers Jari Kurri and Kari Eloranta and current Devils' Scout Timo Blomqvist, as he began to develop extensive network of contacts...66 years of age; has one son, 27-year-old Jeremy...Married; wife's name is Wanda...Resides in Rye, NH.

**CHRIS LAMORIELLO — SENIOR VICE PRESIDENT,  
HOCKEY OPERATIONS/GENERAL MANAGER, ALBANY/SCOUT**



old; born in Providence, RI...Chris and his wife, Vicki, have three daughters, ten-year-old Mary Anastasia, eight-year-old Anastasia Carina and three-year-old Carina Mary.

**STEPHEN PELLEGRINI — VICE PRESIDENT, HOCKEY OPERATIONS**



Western Ontario...Upon graduation, worked in school's registrar's office while serving as assistant soccer coach...Born in Sarnia, Ont.

**PETER DeBOER — HEAD COACH**



Introduced as Devils' head coach July 19, 2011; led club to 2012 Stanley Cup Finals in his first-ever NHL post-season appearance...With 102 victories, is the second-winningest coach in franchise history behind J. Lemaire (276); passed D. Carpenter with 101st win Apr. 5, 2014...Spent three seasons as head coach with Florida after being named to position June 13, 2008...Compiled a 103-107-36 mark behind the Panthers' bench, and led the team to its then second-best finish ever at 41-30-11=93pts in 2008-09...Served as a head coach for 19 consecutive seasons, including 13 years in the Ontario Hockey League with Kitchener (2001-08), Plymouth (1997-2001) and Detroit (1995-97)...During his seven seasons with the OHL Rangers, compiled 297 wins and a .676 winning percentage, while leading the club to the 2003 Memorial Cup Championship and 2008 OHL Championship...Led the Whalers to the league's best record in both 1998-99 and 1999-00, and the Rangers to the best record in 2002-03 and 2007-08...Named OHL's Coach of the Year in 1999 and 2000, while also being honored as the Canadian Hockey League's Coach of the Year in 2000...Totaled 539 victories overall as an OHL coach, and in 2007 became one of just six coaches in league history to reach the 500-wins mark...Began his coaching career in 1994-95 as an assistant with the OHL's Detroit Junior Red Wings...Served as an assistant coach for Team Canada at the 2014 and 2010 World Championships...Also a member of the coaching staff for Gold Medal-winning Team Canada at the 2005 World Junior Championships and served as an assistant coach at the 1998 World Junior tourney...Part of the coaching staff for the 2007 Canada-Russia Super Series...A center, was selected by Toronto in the 12th round, 237th overall, of the 1988 NHL Entry Draft and played professionally for two seasons with the International Hockey League's Milwaukee Admirals...Holds a law degree from the University of Windsor/University of Detroit...Participates in the Ontario-based Smilezone Foundation Golf Tournament to assist children's healthcare facilities; organized a Hurricane Sandy charity game in Nov. 2012...Born June 13, 1968 in Dunnville, Ont. and played four seasons at Windsor (OHL)...He and his wife, Susan, have one daughter, Abigail, and two sons, Jack and Matthew.

**COACHING RECORD**

YEAR	TEAM	LEAGUE	REGULAR SEASON					PLAYOFFS				
			GC	W	L	O/T	PTS	PCT	GC	W	L	PCT
1995-96	Detroit	OHL	66	40	22	4	84	.636	17	9	8	.529
1996-97	Detroit	OHL	66	26	34	6	58	.439	5	1	4	.200
1997-98	Plymouth	OHL	66	37	19	10	84	.636	15	8	7	.533
1998-99	Plymouth	OHL	68	51	11	6	108	.794	11	7	4	.636
1999-00	Plymouth	OHL	68	45	18	5	95	.699	23	15	8	.652
2000-01	Plymouth	OHL	68	43	15	10	96	.706	19	14	5	.737
2001-02	Kitchener	OHL	68	35	22	11	81	.596	4	0	4	.000
2002-03	Kitchener	OHL	68	46	14	8	100	.735	21	16	5	.762
2003-04	Kitchener	OHL	68	34	26	8	76	.559	5	1	4	.200
2004-05	Kitchener	OHL	68	35	20	13	83	.610	15	9	6	.600
2005-06	Kitchener	OHL	68	47	19	2	96	.706	5	1	4	.200
2006-07	Kitchener	OHL	68	47	17	4	98	.721	9	5	4	.556
2007-08	Kitchener	OHL	68	53	11	4	110	.809	20	16	4	.800
2008-09	Florida	NHL	82	41	30	11	93	.567	-	-	-	-
2009-10	Florida	NHL	82	32	37	13	77	.470	-	-	-	-
2010-11	Florida	NHL	82	30	40	12	72	.439	-	-	-	-
2011-12	DEVILS	NHL	82	48	28	6	102	.622	24	14	10	.583
2012-13	DEVILS	NHL	48	19	19	10	48	.500	-	-	-	-
2013-14	DEVILS	NHL	82	35	29	18	88	.537	-	-	-	-
<b>DEVILS TOTALS</b>			<b>212</b>	<b>102</b>	<b>76</b>	<b>34</b>	<b>238</b>	<b>.561</b>	<b>24</b>	<b>14</b>	<b>10</b>	<b>.583</b>
<b>NHL TOTALS</b>			<b>458</b>	<b>205</b>	<b>183</b>	<b>70</b>	<b>480</b>	<b>.524</b>	<b>24</b>	<b>14</b>	<b>10</b>	<b>.583</b>
<b>OHL TOTALS</b>			<b>878</b>	<b>539</b>	<b>248</b>	<b>91</b>	<b>1169</b>	<b>.666</b>	<b>169</b>	<b>102</b>	<b>67</b>	<b>.604</b>

Won Matt Leyden Trophy (OHL Coach of the Year)(1999, 2000) • CHL Coach of the Year (2000)

**PLAYING RECORD**

YEAR	TEAM	LEAGUE	REGULAR SEASON					PLAYOFFS				
			GP	G	A	PTS	PIM	GP	G	A	PTS	PIM
1985-86	Windsor	OHL	55	3	6	9	20	11	1	0	1	0
1986-87	Windsor	OHL	52	13	17	30	37	14	4	9	13	16
1987-88	Windsor	OHL	54	23	18	41	41	12	4	4	8	14
1988-89	Windsor	OHL	65	45	46	91	40	4	2	3	5	0
	Milwaukee	IHL	2	0	1	1	0	1	0	2	2	2
1989-90	Milwaukee	IHL	67	21	19	40	16	6	0	3	3	4
1990-91	Milwaukee	IHL	82	27	34	61	34	6	1	3	4	0





**DAVE BARR — ASSISTANT COACH**



Joined the Devils' organization July 29, 2011 after spending the previous two years as an assistant coach with Minnesota...Named to the position July 3, 2009 after serving Colorado in the same capacity during the 2008-09 season...Over four years from 2004-08, held the dual role of general manager/head coach for Guelph (OHL)...While with the Storm, won the 2005-06 Matt Leyden Trophy as the league's top coach, and in August 2007, was selected to coach Canada's national summer under-18 team at the Ivan Hlinka Tournament...Served Houston (AHL) as its general manager for two seasons, 2001-03, winning the 2003 Calder Cup Championship...Spent the 2000-01 campaign as Houston's (IHL) head coach, after spending the previous three seasons as an assistant coach...In 1998-99, the Aeros won the league's Turner Cup Championship, while leading the IHL with a franchise-record 54-15-13=121pt mark...Also doubled as player/assistant coach for two seasons with Orlando (IHL), 1995-97...As a forward, recorded 128 goals and 204 assists for 332 points and 520 penalty minutes in 614 career NHL regular-season contests with Boston (1981-83), NY Rangers (1983-84), St. Louis (1983-87), Hartford (1986-87), Detroit (1986-91), New Jersey (1991-

93) and Dallas (1993-94)...Awarded to the Devils from the Red Wings on September 9, 1991 along with R. McKay as compensation for Detroit's signing of T. Crowder...In 103 appearances for New Jersey, totaled 12 goals and 20 assists for 32 points and 93 penalty minutes...Appeared in five games during the 1993 Patrick Division Semifinals vs. Pittsburgh, while seeing action in 71 career playoff contests overall...Not drafted, signed as a free agent by Boston after playing his junior hockey with Edmonton, Great Falls, Portland and Lethbridge (WHL)...A native of Toronto, Ont., Dave and his wife, Debbie, have two children: daughter, Allison and son, Ryan.

**COACHING RECORD**

YEAR	TEAM	LEAGUE	REGULAR SEASON					PLAYOFFS				
			GC	W	L	O/T	PTS	PCT	GC	W	L	PCT
2000-01	Houston	IHL	82	42	32	8	92	.561	7	3	4	.429
2004-05	Guelph	OHL	68	23	34	11	57	.419	-	-	-	-
2005-06	Guelph	OHL	68	40	24	4	84	.618	-	-	-	-
2006-07	Guelph	OHL	68	33	23	12	78	.574	4	0	4	.000
2007-08	Guelph	OHL	68	34	25	9	77	.566	10	5	5	.500
	<b>OHL TOTALS</b>		<b>272</b>	<b>130</b>	<b>106</b>	<b>36</b>	<b>296</b>	<b>.544</b>	<b>14</b>	<b>5</b>	<b>9</b>	<b>.357</b>

Won Matt Leyden Trophy (OHL Coach of the Year)(2006)

**PLAYING RECORD**

YEAR	TEAM	LEAGUE	REGULAR SEASON					PLAYOFFS				
			GP	G	A	PTS	PIM	GP	G	A	PTS	PIM
1978-79	Edmonton	WHL	72	16	19	35	61	-	-	-	-	-
1979-80	Great Falls	WHL	3	0	1	1	10	-	-	-	-	-
	Portland	WHL	27	4	12	16	18	-	-	-	-	-
	Lethbridge	WHL	30	12	25	37	29	-	-	-	-	-
1980-81	Lethbridge	WHL	72	26	62	88	106	10	4	10	14	4
1981-82	Boston	NHL	2	0	0	0	0	5	1	0	1	0
	Erie	AHL	76	18	48	66	29	-	-	-	-	-
1982-83	Boston	NHL	10	1	1	2	7	10	0	0	0	2
	Baltimore	AHL	72	27	51	78	67	-	-	-	-	-
1983-84	NY Rangers	NHL	6	0	0	0	2	-	-	-	-	-
	Tulsa	CHL	50	28	37	65	24	-	-	-	-	-
	St. Louis	NHL	1	0	0	0	0	-	-	-	-	-
1984-85	St. Louis	NHL	75	16	18	34	32	2	0	0	0	2
1985-86	St. Louis	NHL	72	13	38	51	70	11	1	1	2	14
1986-87	St. Louis	NHL	2	0	0	0	0	-	-	-	-	-
	Hartford	NHL	30	2	4	6	19	-	-	-	-	-
	Detroit	NHL	37	13	13	26	49	13	1	0	1	14
1987-88	Detroit	NHL	51	14	26	40	58	16	5	7	12	22
1988-89	Detroit	NHL	73	27	32	59	69	6	3	1	4	6
1989-90	Detroit	NHL	62	10	25	35	45	-	-	-	-	-
	Adirondack	AHL	9	1	14	15	17	-	-	-	-	-
1990-91	Detroit	NHL	70	18	22	40	55	-	-	-	-	-
1991-92	DEVILS	NHL	41	6	12	18	32	-	-	-	-	-
	Utica	AHL	1	0	0	0	7	-	-	-	-	-
1992-93	DEVILS	NHL	62	6	8	14	61	5	1	0	1	6
1993-94	Dallas	NHL	20	2	5	7	21	3	0	1	1	4
	Kalamazoo	IHL	4	3	2	5	5	-	-	-	-	-
1994-95	Kalamazoo	IHL	66	18	41	59	77	16	1	4	5	8
1995-96	Orlando	IHL	82	38	62	100	87	23	8	13	21	14
1996-97	Orlando	IHL	50	15	29	44	29	9	2	3	5	8
	<b>DEVILS TOTALS</b>		<b>103</b>	<b>12</b>	<b>20</b>	<b>32</b>	<b>93</b>	<b>5</b>	<b>1</b>	<b>0</b>	<b>1</b>	<b>6</b>
	<b>NHL TOTALS</b>		<b>614</b>	<b>128</b>	<b>204</b>	<b>332</b>	<b>520</b>	<b>71</b>	<b>12</b>	<b>10</b>	<b>22</b>	<b>70</b>

Signed as a free agent by Boston, September 28, 1981. Traded to NY Rangers by Boston for Dave Silk, October 5, 1983. Traded to St. Louis by NY Rangers with NY Rangers' third-round choice (Alan Perry) in 1984 Entry Draft for Larry Patey and Bob Brooke, March 5, 1984. Traded to Hartford by St. Louis for Tim Bothwell, October 21, 1986. Traded to Detroit by Hartford for Randy Ladouceur, January 12, 1987. Acquired by DEVILS from Detroit with Randy McKay as compensation for Detroit's signing of free agent Troy Crowder, September 9, 1991. Signed as a free agent by Dallas, August 28, 1993.

**TOMMY ALBELIN — ASSISTANT COACH**



In eighth year as a member of organization's coaching staff; named to current position September 2014 after four seasons as Albany (AHL) assistant coach...Spent three seasons, 2007-2010, as New Jersey assistant coach following an 18-year NHL career...Former defenseman's career totals showed 44 goals and 211 assists for 255 points in 952 regular-season games with Quebec, New Jersey and Calgary...Saw action in 539 regular-season games over 12 seasons with the Devils and was a member of its 1995 and 2003 Stanley Cup Championship teams...Also saw limited AHL action with Utica and Albany during that time...Re-signed as a free agent July 5, 2001, becoming fifth player in franchise history to re-join the team...Was traded to Calgary February 26, 1996 after eight seasons with New Jersey; played 339 games over five-plus seasons with Flames...First stint with Devils began with December 12, 1988 trade from Nordiques' organization...Made NHL debut October 8, 1987 after five seasons with Djurgardens (Swe)...Quebec's seventh choice (8th round) and 152nd overall selection in 1983 Entry Draft...Played for Sweden at 1998 Olympic Winter Games, 1996 World Cup, five World Championships,

two World Junior Championships and two Canada Cup tournaments...Served country as assistant coach during 2010 Olympic Winter Games...Spent time as color commentator for Swedish Television during 2001 Stanley Cup Finals...Spent 2006-07 season as a member of New Jersey's Alumni Association...50 years old; born May 21, 1964 in Stockholm, Swe...Tommy and his wife, Maria, have two children: son, Adam (24) and daughter, Amanda (18).

**PLAYING RECORD**

YEAR	TEAM	LEAGUE	REGULAR SEASON					PLAYOFFS				
			GP	G	A	PTS	PIM	GP	G	A	PTS	PIM
1982-83	Djurgardens	Swe.	19	2	5	7	4	6	1	0	1	2
	Sweden	WJC-A	7	0	3	3	6	-	-	-	-	-
1983-84	Djurgardens	Swe.	30	9	4	13	26	4	0	1	1	2
	Sweden	WJC-A	7	1	3	4	10	-	-	-	-	-
1984-85	Djurgardens	Swe.	32	9	8	17	22	8	2	1	3	4
	Sweden	WEC-A	10	1	0	1	10	-	-	-	-	-
1985-86	Djurgardens	Swe.	35	4	8	12	26	-	-	-	-	-
	Sweden	WEC-A	10	3	0	3	12	-	-	-	-	-
1986-87	Djurgardens	Swe.	33	7	5	12	49	2	0	0	0	0
	Sweden	WEC-A	10	1	5	6	12	-	-	-	-	-
1987-88	Sweden	C Cup	6	2	2	4	2	-	-	-	-	-
	Quebec	NHL	60	3	23	26	47	-	-	-	-	-
1988-89	Quebec	NHL	14	2	4	6	27	-	-	-	-	-
	Halifax	AHL	8	2	5	7	4	-	-	-	-	-
	DEVILS	NHL	46	7	24	31	40	-	-	-	-	-
	Sweden	WEC-A	7	0	2	2	8	-	-	-	-	-
1989-90	DEVILS	NHL	68	6	23	29	63	-	-	-	-	-
1990-91	DEVILS	NHL	47	2	12	14	44	3	0	1	1	2
	Utica	AHL	14	4	2	6	10	-	-	-	-	-
1991-92	Sweden	C Cup	6	0	0	0	6	-	-	-	-	-
	DEVILS	NHL	19	0	4	4	4	1	1	1	2	0
	Utica	AHL	11	4	6	10	4	-	-	-	-	-
1992-93	DEVILS	NHL	36	1	5	6	14	5	2	0	2	0
1993-94	DEVILS	NHL	62	2	17	19	36	20	2	5	7	14
	Albany	AHL	4	0	2	2	17	-	-	-	-	-
1994-95	DEVILS	NHL	48	5	10	15	20	20	1	7	8	2
1995-96	DEVILS	NHL	53	1	12	13	14	-	-	-	-	-
	Calgary	NHL	20	0	1	1	4	4	0	0	0	0
1996-97	Sweden	W Cup	4	1	0	1	2	-	-	-	-	-
	Calgary	NHL	72	4	11	15	14	-	-	-	-	-
	Sweden	WC-A	11	1	3	4	2	-	-	-	-	-
1997-98	Calgary	NHL	69	2	17	19	32	-	-	-	-	-
	Sweden	Olym.	3	0	0	0	4	-	-	-	-	-
1998-99	Calgary	NHL	60	1	5	6	8	-	-	-	-	-
1999-00	Calgary	NHL	41	4	6	10	12	-	-	-	-	-
2000-01	Calgary	NHL	77	1	19	20	22	-	-	-	-	-
2001-02	DEVILS	NHL	42	1	3	4	4	6	0	0	0	0
2002-03	Albany	AHL	5	0	2	2	2	-	-	-	-	-
	DEVILS	NHL	37	1	6	7	6	16	1	0	1	2
2003-04	DEVILS	NHL	45	1	3	4	4	4	0	1	1	0
2004-05		D I D	N	O	T	P	L	A	Y			
2005-06	DEVILS	NHL	36	0	6	6	2	2	0	0	0	2
	<b>DEVILS TOTALS</b>		<b>539</b>	<b>27</b>	<b>125</b>	<b>152</b>	<b>251</b>	<b>77</b>	<b>7</b>	<b>15</b>	<b>22</b>	<b>22</b>
	<b>NHL TOTALS</b>		<b>952</b>	<b>44</b>	<b>211</b>	<b>255</b>	<b>417</b>	<b>81</b>	<b>7</b>	<b>15</b>	<b>22</b>	<b>22</b>

Swedish World All-Star Team (1987, 1997)

Traded to DEVILS by Quebec for future considerations (DEVILS' fourth-round choice in 1989 Entry Draft-Niclas Andersson), December 12, 1988. Traded to Calgary by DEVILS with Cale Hulse and Jocelyn Lemieux for Phil Housley and Dan Kecmer, February 26, 1996. Signed as a free agent by DEVILS, July 5, 2001.

**MIKE FOLIGNO — ASSISTANT COACH**



Entering second season as a member of Devils' coaching staff and 19th year as a coach...Named to current position July 19, 2013 after serving as an assistant coach with Chicago (AHL) during the 2012-13 season...Previously spent time as an assistant coach with Anaheim, after being named to the position June 24, 2010...Head coach of the OHL's Sudbury Wolves for seven seasons from 2003-04 through 2009-10 and, with 185 regular-season victories, is the winningest coach in franchise history...Led club to the 2006-07 Eastern Conference Championship and in 2009-10 served the dual role of head coach and general manager...In 1998-99, was named head coach of Colorado's AHL affiliate in Hershey...Led Bears to a 186-154-60 record in five seasons, including five straight appearances in the Calder Cup Playoffs...Served as an NHL assistant coach with Colorado (1997-98) and Toronto (1995-96)...Began professional coaching career with St. John's (AHL) in 1995-96...A right wing, was selected third overall by Detroit in the 1979 NHL Entry Draft...Born January 29, 1959, he played 15 NHL seasons with Detroit (1979-81), Buffalo (1981-90), Toronto (1990-93) and Florida (1993-94)...Was runner-up for the

Calder Memorial Trophy as the league's top rookie in 1979-80...In 1,018 career NHL games, the native of Sudbury, Ont. collected 355g-372a-727pts...Appeared in 57 career Stanley Cup Playoff games, including the 1993 Western Conference Finals...Inducted into Buffalo Sabres Hall of Fame, 2002...Represented Team Canada at World Championships on three occasions, winning Bronze Medal in 1986...Mike resides in Sudbury and has four children: Cara, Lisa, Nick and Marcus...Nick is a member of the Columbus Blue Jackets and entering his eighth NHL season, while Marcus is entering his fourth year with the Buffalo Sabres...Nick (2004-07) and Marcus (2007-10) both played for Sudbury during their father's seven years with the Wolves...Along with his family, started the Janis Foligno Foundation, which helps fund charities in the Sudbury community.

**COACHING RECORD**

YEAR	TEAM	LEAGUE	REGULAR SEASON					PLAYOFFS				
			GC	W	L	O/T	PTS	PCT	GC	W	L	PCT
1995-96	St. John's	AHL	-	-	-	-	-	-	4	0	4	.000
1998-99	Hershey	AHL	80	37	32	11	85	.531	5	2	3	.400
1999-00	Hershey	AHL	80	43	29	8	94	.588	14	7	7	.500
2000-01	Hershey	AHL	80	34	39	7	75	.469	12	7	5	.583
2001-02	Hershey	AHL	80	36	27	17	89	.556	8	3	5	.375
2002-03	Hershey	AHL	80	36	27	17	89	.556	5	2	3	.400
2003-04	Sudbury	OHL	68	25	32	11	61	.449	7	3	4	.429
2004-05	Sudbury	OHL	68	32	23	13	77	.566	12	6	6	.500
2005-06	Sudbury	OHL	68	34	28	6	74	.544	10	4	6	.400
2006-07	Sudbury	OHL	68	29	30	9	67	.493	21	14	7	.667
2007-08	Sudbury	OHL	68	17	46	5	39	.287	-	-	-	-
2008-09	Sudbury	OHL	68	26	35	7	59	.434	6	2	4	.333
2009-10	Sudbury	OHL	55	22	27	6	50	.455	-	-	-	-
	<b>AHL TOTALS</b>		<b>400</b>	<b>186</b>	<b>154</b>	<b>60</b>	<b>432</b>	<b>.540</b>	<b>44</b>	<b>21</b>	<b>23</b>	<b>.477</b>
	<b>OHL TOTALS</b>		<b>463</b>	<b>185</b>	<b>221</b>	<b>57</b>	<b>427</b>	<b>.461</b>	<b>56</b>	<b>29</b>	<b>27</b>	<b>.518</b>

**PRO PLAYING RECORD**

YEAR	TEAM	LEAGUE	REGULAR SEASON					PLAYOFFS				
			GP	G	A	PTS	PIM	GP	G	A	PTS	PIM
1979-80	Detroit	NHL	80	36	35	71	109	-	-	-	-	-
1980-81	Detroit	NHL	80	28	35	63	210	-	-	-	-	-
	Canada	WEC-A	7	2	0	2	8	-	-	-	-	-
1981-82	Detroit	NHL	26	13	13	26	28	-	-	-	-	-
	Buffalo	NHL	56	20	31	51	149	4	2	0	2	9
1982-83	Buffalo	NHL	66	22	25	47	135	10	2	3	5	39
1983-84	Buffalo	NHL	70	32	31	63	151	3	2	1	3	19
1984-85	Buffalo	NHL	77	27	29	56	154	5	1	3	4	12
1985-86	Buffalo	NHL	79	41	39	80	168	-	-	-	-	-
	Canada	WEC-A	10	0	5	5	16	-	-	-	-	-
1986-87	Buffalo	NHL	75	30	29	59	176	-	-	-	-	-
	Canada	WEC-A	10	0	4	4	34	-	-	-	-	-
1987-88	Buffalo	NHL	74	29	28	57	220	6	3	2	5	31
1988-89	Buffalo	NHL	75	27	22	49	156	5	3	1	4	21
1989-90	Buffalo	NHL	61	15	25	40	99	6	0	1	1	12
1990-91	Buffalo	NHL	31	4	5	9	42	-	-	-	-	-
	Toronto	NHL	37	8	7	15	65	-	-	-	-	-
1991-92	Toronto	NHL	33	6	8	14	50	-	-	-	-	-
1992-93	Toronto	NHL	55	13	5	18	84	18	2	6	8	42
1993-94	Toronto	NHL	4	0	0	0	4	-	-	-	-	-
	Florida	NHL	39	4	5	9	49	-	-	-	-	-
	<b>NHL TOTALS</b>		<b>1018</b>	<b>355</b>	<b>372</b>	<b>727</b>	<b>2049</b>	<b>57</b>	<b>15</b>	<b>17</b>	<b>32</b>	<b>185</b>

Won Red Tilson Trophy (OHL Most Outstanding Player) (1979) • Won Eddie Powers Trophy (OHL Most Points) (1979) • Won Jim Mahon Trophy (OHL Top Scoring Right Winger) (1979) • OHL First All-Star Team (1979)

Traded to Buffalo by Detroit with Dale McCourt and Brent Peterson for Danny Gare, Jim Schoenfeld and Derek Smith, December 2, 1981. Traded to Toronto by Buffalo with Buffalo's eighth-round choice (Tomas Kucharcik) in 1991 Entry Draft for Brian Curran and Lou Franceschetti, December 17, 1990. Traded to Florida by Toronto for cash, November 5, 1993.

**CHRIS TERRERI — GOALTENDING COACH**



In 14th season as a member of coaching staff and 26th year with organization, including time spent as a player...Played in 406 games with New Jersey, San Jose, Chicago and the NY Islanders during his 13-season career...Is second on the club's all-time games-played list (302) among goaltenders; is also second in minutes (16,561), wins (118) and ties (34), and third in shutouts (7)...Had identical career 3.07 GAA with Devils/in NHL...A member of New Jersey's 1995 and 2000 Stanley Cup Championship squads...Became a regular in the Devils' lineup during the 1989-90 season after making his Devils/NHL debut October 18, 1986...Spent 1986 through 1989 seasons with AHL's Maine Mariners and Utica Devils...A member of the United States Olympic Team in 1988; also represented U.S. during 1985, '86, '87 and '97 World Championships...New Jersey's third selection (5th round), and the 87th overall pick in the 1983 Entry Draft...Joined Devils after prestigious four-year career at Providence College, which included two NCAA Final Four appearances; was Hockey East's Player of the Year in 1985...49 years old; born November 15, 1964 in Providence, RI...Chris and his wife, Jennifer, have two daughters: 16-year-old Celia Rose and 14-year-old Jillian Jayne.

**PLAYING RECORD**

YEAR	TEAM	LEAGUE	REGULAR SEASON							PLAYOFFS							
			GP	W	L	T	MIN	GA	SO	AVG	GP	W	L	MIN	GA	SO	AVG
1982-83	Providence	ECAC	11	7	1	0	528	17	2	1.93	-	-	-	-	-	-	-
1983-84	Providence	ECAC	10	4	2	0	391	20	0	3.07	-	-	-	-	-	-	-
1984-85	Providence	HE	33	15	13	5	1956	116	1	3.35	-	-	-	-	-	-	-
	United States	WEC-A	3	-	-	-	111	12	-	6.48	-	-	-	-	-	-	-
1985-86	Providence	HE	22	6	16	0	1320	84	0	3.74	-	-	-	-	-	-	-
	United States	WEC-A	5	-	-	-	286	20	1	4.20	-	-	-	-	-	-	-
1986-87	DEVILS	NHL	7	0	3	1	286	21	0	4.41	-	-	-	-	-	-	-
	Maine	AHL	14	4	9	1	765	57	0	4.47	-	-	-	-	-	-	-
	United States	WEC-A	2	0	2	0	100	12	0	7.20	-	-	-	-	-	-	-
1987-88	United States	Nat'l	26	17	7	2	1430	81	0	3.40	-	-	-	-	-	-	-
	United States	Olym.	3	1	1	0	127	14	0	6.58	-	-	-	-	-	-	-
	Utica	AHL	7	5	1	0	399	18	0	2.71	-	-	-	-	-	-	-
1988-89	Utica	AHL	39	20	15	3	2314	132	0	3.42	2	0	1	80	6	0	4.50
	DEVILS	NHL	8	0	4	2	402	18	0	2.69	-	-	-	-	-	-	-
1989-90	DEVILS	NHL	35	15	12	3	1933	110	0	3.41	4	2	2	238	13	0	3.28
1990-91	DEVILS	NHL	53	24	21	7	2971	144	1	2.91	7	3	4	428	21	0	2.94
1991-92	DEVILS	NHL	54	22	22	10	3185	169	1	3.18	7	3	3	386	23	0	3.58
1992-93	DEVILS	NHL	48	19	21	3	2672	151	2	3.39	4	1	3	219	17	0	4.66
1993-94	DEVILS	NHL	44	20	11	4	2340	106	2	2.72	4	3	0	200	9	0	2.70
1994-95	DEVILS	NHL	15	3	7	2	734	31	0	2.53	1	0	0	8	0	0	0.00
1995-96	DEVILS	NHL	4	3	0	0	210	9	0	2.57	-	-	-	-	-	-	-
	San Jose	NHL	46	13	29	1	2516	155	0	3.70	-	-	-	-	-	-	-
1996-97	San Jose	NHL	22	6	10	3	1200	55	0	2.75	-	-	-	-	-	-	-
	Chicago	NHL	7	4	1	2	429	19	0	2.66	2	0	0	44	3	0	4.09
	United States	WEC-A	6	2	3	1	357	16	0	2.69	-	-	-	-	-	-	-
1997-98	Chicago	NHL	21	8	10	2	1222	49	2	2.41	-	-	-	-	-	-	-
	Indianapolis	IHL	3	2	0	1	180	3	1	1.00	-	-	-	-	-	-	-
1998-99	DEVILS	NHL	12	8	3	1	726	30	1	2.48	-	-	-	-	-	-	-
1999-00	DEVILS	NHL	12	2	9	0	649	37	0	3.42	-	-	-	-	-	-	-
2000-01	DEVILS	NHL	10	2	5	1	453	21	0	2.78	-	-	-	-	-	-	-
2005-06	NY Islanders	NHL	8	2	4	1	443	18	0	2.44	-	-	-	-	-	-	-
	Albany	AHL	1	0	1	0	40	4	0	6.05	-	-	-	-	-	-	-
	<b>DEVILS TOTALS</b>		<b>302</b>	<b>118</b>	<b>118</b>	<b>34</b>	<b>16561</b>	<b>847</b>	<b>7</b>	<b>3.07</b>	<b>27</b>	<b>12</b>	<b>12</b>	<b>1479</b>	<b>83</b>	<b>0</b>	<b>3.37</b>
	<b>NHL TOTALS</b>		<b>406</b>	<b>151</b>	<b>172</b>	<b>43</b>	<b>22370</b>	<b>1143</b>	<b>9</b>	<b>3.07</b>	<b>29</b>	<b>12</b>	<b>12</b>	<b>1523</b>	<b>86</b>	<b>0</b>	<b>3.39</b>

NCAA Championship Tournament MVP (1985) • NCAA Championship All-Tournament Team (1985) • Hockey East Player of the Year (1985) • NCAA East First All-American Team (1985) • Hockey East Tournament MVP (1985) • Hockey East First All-Star Team (1985) • Academic All-American Team (1985) • NCAA East Second All-American Team (1986) • WEC-A Second All-Star Team (1986)

Traded to San Jose by DEVILS for San Jose's second-round choice (later traded to Pittsburgh-Pavel Skrbek) in 1996 Entry Draft, November 15, 1995. Traded to Chicago by San Jose with Ulf Dahlen, Michal Sykora and a conditional choice (sixth round-Jari Viuhkola) in 1998 Entry Draft for Ed Belfour, January 25, 1997. Traded to DEVILS by Chicago for DEVILS' second-round choice (Stepan Mokhov) in 1999 Entry Draft, August 25, 1998. Claimed by Minnesota from DEVILS in NHL Expansion Draft, June 23, 2000. Traded to DEVILS by Minnesota with Minnesota's ninth-round choice (later transferred to Tampa Bay-Thomas Ziegler) in 2000 Entry Draft for Brad Bombardir, June 23, 2000. Traded to NY Islanders by DEVILS with DEVILS' ninth-round choice (Juha-Pekka Ketola) in 2001 Entry Draft for John Vanbiesbrouck, March 12, 2001.



**JACQUES CARON — SPECIAL ASSIGNMENT COACH**



In 22nd season with Devils' organization; joined club August 9, 1993...Served team as goaltending coach for each of its three Stanley Cup Championships...Works with all goalies in the organization, including NHL, AHL, ECHL and prospects...Spent 12 years (1980-81-1991-92) serving Hartford Whalers organization in various capacities, including time as a member of their coaching staff at both the AHL and NHL levels...Spent 1990-91 and 1991-92 seasons as Whalers' NHL goaltending coach...Began post-playing career in 1977-78 with appointment as general manager of the AHL Binghamton Broomdusters; remained with Binghamton staff after sale of club to Hartford organization prior to 1980-81 season...Professional playing career began in 1959-60 and spanned 18 years...Played 72 regular-season NHL games in goal with Los Angeles, St. Louis and Vancouver between 1967-68 and 1973-74; compiled NHL career record of 24-29-11, with two shutouts and 3.29 goals-against average...Posted best NHL season with St. Louis in 1971-72 when he turned in a 2.52 GAA in 28 games played...Outstanding AHL career was highlighted by seven-year stay with Springfield, 1961-62 to 1967-68...Final season as

an active player was spent with World Hockey Association's Cincinnati Stingers in 1976-77...Born April 21, 1939 in Noranda, Que...Jacques resides in Bradenton, FL.

**PLAYING RECORD**

YEAR	TEAM	LEAGUE	REGULAR SEASON							PLAYOFFS							
			GP	W	L	T	MIN	GA	SO	AVG	GP	W	L	MIN	GA	SO	AVG
1956-57	Toronto	OHA	10	-	-	-	600	29	2	2.90	-	-	-	-	-	-	-
1957-58	Peterborough	OHA	31	-	-	-	1840	113	1	3.68	4	-	-	240	14	0	3.50
1958-59	Peterborough	OHA	43	24	14	4	2580	129	2	3.00	13	9	3	780	35	2	2.69
1959-60	Washington	EHL	55	-	-	-	3300	218	3	3.97	-	-	-	-	-	-	-
1960-61	Rouyn-Noranda	NOHA	-	-	-	-	-	-	-	-	-	-	-	-	-	-	-
1961-62	Springfield	AHL	5	3	2	0	300	17	1	3.40	-	-	-	-	-	-	-
	Charlotte	EHL	5	-	-	-	300	26	0	5.20	-	-	-	-	-	-	-
1962-63	Springfield	AHL	38	13	16	4	2180	112	2	3.08	-	-	-	-	-	-	-
1963-64	Springfield	AHL	31	12	14	1	1780	110	0	3.71	-	-	-	-	-	-	-
1964-65	Springfield	AHL	55	21	29	4	3321	195	2	3.52	-	-	-	-	-	-	-
1965-66	Springfield	AHL	33	15	15	1	1832	80	2	2.62	6	3	3	360	14	0	2.33
1966-67	Springfield	AHL	35	11	17	5	1866	136	1	4.37	-	-	-	-	-	-	-
1967-68	Springfield	AHL	42	19	18	4	2393	151	0	3.79	-	-	-	-	-	-	-
	Los Angeles	NHL	1	0	1	0	60	4	0	4.00	-	-	-	-	-	-	-
1968-69	Denver	WHL	31	7	21	3	1764	122	2	4.15	-	-	-	-	-	-	-
	Los Angeles	NHL	3	0	1	0	140	9	2	3.86	-	-	-	-	-	-	-
1969-70	Denver	WHL	31	8	16	4	1548	120	0	4.65	-	-	-	-	-	-	-
1970-71	Denver	WHL	30	10	13	4	1668	109	2	3.92	2	0	2	120	9	0	4.50
1971-72	Denver	WHL	20	15	3	0	1160	45	0	2.32	-	-	-	-	-	-	-
	St. Louis	NHL	28	14	8	5	1619	68	1	2.52	9	4	5	499	26	0	3.13
1972-73	St. Louis	NHL	30	8	14	5	1562	92	1	3.53	3	0	2	140	8	0	3.43
1973-74	Vancouver	NHL	10	2	5	1	4465	38	0	4.90	-	-	-	-	-	-	-
1974-75	Syracuse	AHL	50	16	21	9	2755	170	0	3.70	1	0	1	60	8	0	8.00
1975-76	Syracuse	NAHL	32	-	-	-	1725	90	3	3.10	-	-	-	-	-	-	-
	Cleveland	WHA	2	1	0	1	130	8	0	3.69	-	-	-	-	-	-	-
1976-77	Syracuse	NAHL	22	-	-	-	1307	83	1	3.63	-	-	-	-	-	-	-
	Cincinnati	WHA	24	13	6	2	1292	61	3	2.83	1	0	1	14	3	0	12.86
1977-78	Binghamton	AHL	1	0	0	0	1	0	0	0.00	-	-	-	-	-	-	-
1978-79	D	I	D				N	O	T		P	L	A	Y			
1979-80	D	I	D				N	O	T		P	L	A	Y			
1980-81	Binghamton	AHL	1	0	0	0	19	1	0	3.16	-	-	-	-	-	-	-
	<b>WHA TOTALS</b>		<b>26</b>	<b>14</b>	<b>6</b>	<b>3</b>	<b>1422</b>	<b>69</b>	<b>2</b>	<b>2.91</b>	<b>1</b>	<b>0</b>	<b>1</b>	<b>14</b>	<b>3</b>	<b>0</b>	<b>12.86</b>
	<b>NHL TOTALS</b>		<b>72</b>	<b>24</b>	<b>29</b>	<b>11</b>	<b>3846</b>	<b>211</b>	<b>2</b>	<b>3.29</b>	<b>12</b>	<b>4</b>	<b>7</b>	<b>639</b>	<b>34</b>	<b>0</b>	<b>3.19</b>

NAHL First All-Star Team (1976)

Rights transferred to Los Angeles when NHL club purchased Springfield (AHL) franchise, May, 1967. Claimed by St. Louis (Denver-WHL) from Los Angeles in Reverse Draft, June 12, 1969. Selected by Dayton-Houston (WHA) in 1972 WHA General Player Draft, February 12, 1972. Claimed by Vancouver (Seattle-WHL) from St. Louis in Reverse Draft, June 15, 1973. Traded to Buffalo by Vancouver for future considerations, September 15, 1974. WHA rights traded to Cleveland (WHA) by Houston (WHA) for future considerations, February, 1976. Signed as a free agent by Cincinnati (WHA) after Cleveland (WHA) franchise folded, July, 1976.

**JACQUES LAPERRIERE — SPECIAL ASSIGNMENT COACH**



Entering 12th season with Devils' organization and seventh year in current post; served club as assistant coach for four seasons after being named to position August 5, 2003...Coaching career has spanned more than three decades following an 11-season Hall of Fame playing career...Joined the Devils after serving the NY Islanders as an assistant coach the previous two seasons...Was an assistant to P. Burns for three-plus seasons with Boston, 1997-98 through 2000-01, and with Montreal, 1988-89 through 1991-92...A member of the Canadiens' coaching staff for 16 seasons beginning in 1981, winning the Stanley Cup in 1986 and 1993, and served as assistant general manager during the 1981-82 season...Coached the Montreal Red-White-Blue (QMJHL) during the 1975-76 season and Montreal Jr. (QMJHL) in 1976-77...Career totals show 40 goals and 242 assists for 282 points and 674 penalty minutes in 691 games with Montreal...As a player, was a member of six of the Canadiens' Stanley Cup Championship teams: 1965, 1966, 1968, 1969, 1971 and 1973...Named to the NHL's First All-Star Team twice (1965, 1966), Second All-Star Team two times (1964, 1970),

was winner of the James Norris Trophy as the league's best defenseman in 1966, appeared in five All-Star Games (1964, 1965, 1967, 1968, 1970) and was recipient of the Calder Memorial Trophy as the NHL's top rookie in 1964...Retired as an active player following a knee injury in 1974...Born November 22, 1941 in Rouyn, Que...Jacques and his wife, Elaine, have three children: sons, Martin and Daniel, and daughter, Michele...Daniel played in 48 NHL games with St. Louis and Ottawa from 1992-93 through 1995-96.

**COACHING RECORD**

YEAR	TEAM	LEAGUE	REGULAR SEASON							PLAYOFFS			
			GC	W	L	T	PTS	PCT	GC	W	L	PCT	
1975-76	Montreal R-W-B	QMJHL	72	36	29	7	79	.549	6	2	4	.333	
1976-77	Montreal Jr.	QMJHL	19	10	8	1	21	.553	-	-	-	-	
	<b>QMJHL TOTALS</b>		<b>91</b>	<b>46</b>	<b>37</b>	<b>8</b>	<b>100</b>	<b>.549</b>	<b>6</b>	<b>2</b>	<b>4</b>	<b>.333</b>	

**PLAYING RECORD**

YEAR	TEAM	LEAGUE	REGULAR SEASON					PLAYOFFS					
			GP	G	A	PTS	PIM	GP	G	A	PTS	PIM	
1958-59	Hull-Ottawa	X-Games	-	-	-	-	-	-	-	-	-	-	-
	Hull-Ottawa	EOHL	1	1	1	2	2	2	0	0	0	0	0
	Hull-Ottawa	M Cup	9	1	0	1	16	-	-	-	-	-	-
1959-60	Brock Jr.	OVJHL	-	-	-	-	-	-	-	-	-	-	-
	Hull-Ottawa	EPHL	5	0	2	2	0	-	-	-	-	-	-
	Brock Jr.	M Cup	13	0	13	13	34	-	-	-	-	-	-
1960-61	Hull	IPSHL	-	11	29	40	-	-	-	-	-	-	-
	Hull-Ottawa	EPHL	5	0	0	0	2	3	0	2	2	4	
	Hull	AI Cup	3	0	0	0	4	-	-	-	-	-	-
1961-62	Montreal	OHA Jr.	48	20	37	57	98	6	0	1	1	11	
	Hull-Ottawa	EPHL	1	0	0	0	4	7	1	4	5	6	
1962-63	Montreal	NHL	6	0	2	2	2	5	0	1	1	4	
	Hull-Ottawa	EPHL	40	8	19	27	51	2	0	0	0	0	
1963-64	Montreal	NHL	65	2	28	30	102	7	1	1	2	8	
1964-65	Montreal	NHL	67	5	22	27	92	6	1	1	2	16	
1965-66	Montreal	NHL	57	6	25	31	85	-	-	-	-	-	
1966-67	Montreal	NHL	61	0	20	20	48	9	0	1	1	9	
1967-68	Montreal	NHL	72	4	21	25	84	13	1	3	4	20	
1968-69	Montreal	NHL	69	5	26	31	45	14	1	3	4	28	
1969-70	Montreal	NHL	73	6	31	37	98	-	-	-	-	-	
1970-71	Montreal	NHL	49	0	16	16	20	20	4	9	13	12	
1971-72	Montreal	NHL	73	3	25	28	50	4	0	0	0	2	
1972-73	Montreal	NHL	57	7	16	23	34	10	1	3	4	2	
1973-74	Montreal	NHL	42	2	10	12	14	-	-	-	-	-	
	<b>NHL TOTALS</b>		<b>691</b>	<b>40</b>	<b>242</b>	<b>282</b>	<b>674</b>	<b>88</b>	<b>9</b>	<b>22</b>	<b>31</b>	<b>101</b>	

NHL Second All-Star Team (1964, 1970) • Won Calder Memorial Trophy (Top NHL Rookie) (1964) • NHL First All-Star Team (1965, 1966) • Won James Norris Memorial Trophy (Top NHL Defenseman) (1966) • NHL Plus/Minus Leader (1973) • Played in NHL All-Star Game (1964, 1965, 1967, 1968, 1970) • Inducted into Hockey Hall of Fame (1987)

**JACQUES LEMAIRE — SPECIAL ASSIGNMENT COACH**



In sixth season of second stint with Devils; served club as head coach for third time from December 23, 2010 through end of 2010-11...Became eighth individual to reach 600-win mark as head coach on February 10, 2011...Originally stepped down as head coach April 26, 2010; re-joined club July 13, 2009 after serving Minnesota Wild as head coach for nine seasons...Served as associate coach for Gold Medal-winning Team Canada at 2010 Olympic Winter Games...His 509 games coached, 276 wins, 61 post-season games and 35 playoff victories with New Jersey are tops in franchise history...As first coach in Wild history, compiled a 293-255-108=694pt (.529) mark over eight seasons and 2003 Western Conference Finals appearance, while capturing second career Jack Adams Award as league's top coach...Named Minnesota's coach June 19, 2000 after serving Montreal as senior consultant to the general manager...Including 1995 Stanley Cup Championship, led Devils to five post-season appearances and to Eastern Conference's best record in both 1996-97 (45-23-14=104pts) and 1997-98 (48-23-11=107pts)...Originally named organization's eighth coach June 28, 1993 and served for five years;

won Adams Award in first season with club...Prior to joining organization, served Canadiens' Hockey Operations Department for eight seasons from 1985-86 through 1992-93...Held title of assistant to the managing director for seven of those eight seasons, spending 1988-89 as managing director of the Verdun Junior Canadiens (QMJHL)...Also had dual titles as managing director of Fredericton (AHL) for two seasons in 1991-92 and 1992-93, as well as director of hockey operations for three seasons from 1985-86 through 1987-88...Named Montreal's head coach February 24, 1984; voluntarily stepped down following 1984-85 season...Led club to Wales Conference Finals in 1984 and first-place Adams Division finish in 1984-85...Began coaching career in 1979 as player/coach of HC Sierre in Switzerland...Returned to North America in 1981 as an assistant coach with SUNY Plattsburgh...In 1982-83, was named head coach of the QMJHL's expansion franchise in Longueuil, leading club to league finals its inaugural season...Inducted into Hockey Hall of Fame in 1984, following a 12-season playing career with Montreal...A member of eight Stanley Cup Championship teams; recorded Cup-clinching goal in 1977...As a member of Montreal's staff, also won Stanley Cup Championships during the 1985-86 and 1992-93 seasons...Born September 7, 1945, in Lasalle, Que.; Jacques and his wife, Mychele, have two sons, Patrice and Danyk, and one daughter, Magalie, as well as five grandchildren, Jeremy, Xavier, Zachary, Emma and Kara.

**NHL COACHING RECORD**

YEAR	TEAM	LEAGUE	REGULAR SEASON					PLAYOFFS				
			GC	W	L	O/T	PTS	PCT	GC	W	L	PCT
1983-84	Montreal	NHL	17	7	10	0	14	.412	15	9	6	.600
1984-85	Montreal	NHL	80	41	27	12	94	.588	12	6	6	.500
1993-94	DEVILS	NHL	84	47	25	12	106	.631	20	11	9	.550
1994-95	DEVILS	NHL	48	22	18	8	52	.542	20	16	4	.800
1995-96	DEVILS	NHL	82	37	33	12	86	.524	-	-	-	-
1996-97	DEVILS	NHL	82	45	23	14	104	.634	10	5	5	.500
1997-98	DEVILS	NHL	82	48	23	11	107	.652	6	2	4	.333
2000-01	Minnesota	NHL	82	25	39	18	68	.415	-	-	-	-
2001-02	Minnesota	NHL	82	26	35	21	73	.445	-	-	-	-
2002-03	Minnesota	NHL	82	42	29	11	95	.579	18	8	10	.444
2003-04	Minnesota	NHL	82	30	29	23	83	.506	-	-	-	-
2005-06	Minnesota	NHL	82	38	36	8	84	.512	-	-	-	-
2006-07	Minnesota	NHL	82	48	26	8	104	.634	5	1	4	.200
2007-08	Minnesota	NHL	82	44	28	10	98	.598	6	2	4	.333
2008-09	Minnesota	NHL	82	40	33	9	89	.543	-	-	-	-
2009-10	DEVILS	NHL	82	48	27	7	103	.628	5	1	4	.200
2010-11	DEVILS	NHL	49	29	17	3	61	.622	-	-	-	-
<b>DEVILS TOTALS</b>			<b>509</b>	<b>276</b>	<b>166</b>	<b>67</b>	<b>619</b>	<b>.608</b>	<b>61</b>	<b>35</b>	<b>26</b>	<b>.574</b>
<b>NHL TOTALS</b>			<b>1262</b>	<b>617</b>	<b>458</b>	<b>187</b>	<b>1421</b>	<b>.563</b>	<b>117</b>	<b>61</b>	<b>56</b>	<b>.521</b>

**NHL PLAYING RECORD**

YEAR	TEAM	LEAGUE	REGULAR SEASON					PLAYOFFS				
			GP	G	A	PTS	PIM	GP	G	A	PTS	PIM
1967-68	Montreal	NHL	69	22	20	42	16	13	7	6	13	6
1968-69	Montreal	NHL	75	29	34	63	29	14	4	2	6	6
1969-70	Montreal	NHL	69	32	28	60	16	-	-	-	-	-
1970-71	Montreal	NHL	78	28	28	56	18	20	9	10	19	17
1971-72	Montreal	NHL	77	32	49	81	26	6	2	1	3	2
1972-73	Montreal	NHL	77	44	51	95	16	17	7	13	20	2
1973-74	Montreal	NHL	66	29	38	67	10	6	0	4	4	2
1974-75	Montreal	NHL	80	36	56	92	20	11	5	7	12	4
1975-76	Montreal	NHL	61	20	32	52	20	13	3	3	6	2
1976-77	Montreal	NHL	75	34	41	75	22	14	7	12	19	6
1977-78	Montreal	NHL	76	36	61	97	14	15	6	8	14	10
1978-79	Montreal	NHL	50	24	31	55	10	16	*11	12	*23	6
<b>NHL TOTALS</b>			<b>853</b>	<b>366</b>	<b>469</b>	<b>835</b>	<b>217</b>	<b>145</b>	<b>61</b>	<b>78</b>	<b>139</b>	<b>63</b>

Played in NHL All-Star Game (1970, 1973) • Inducted into Hockey Hall of Fame (1984)

\*Led League



**RICK KOWALSKY — HEAD COACH/ALBANY DEVILS**



In fifth season as head coach of AHL's Albany Devils; named to current post August 10, 2010...Led club to 40-23-13=93pt (.612) mark in 2013-14 and franchise's first post-season appearance since 2010...Served four seasons as head coach of ECHL's Trenton franchise; received 2009 John Brophy Award as league's top coach...Returned to New Jersey's capital city after spending one year as an assistant to former Titans' Coach Mike Haviland with Norfolk (AHL); Admirals finished campaign with impressive 43-29-4-4=94pt mark...A right wing, professional playing career spanned 12 seasons and included six teams/two leagues in North America...Also saw action in two games with BISL's Cardiff Devils in 2000-01...Captained Titans to 2005 Kelly Cup Championship in final season as a player...Participated in 1995 and 2003 ECHL All-Star Games; served North team as captain in 2003...Totaled 221 goals and 329 assists for 550 points and 979 penalty minutes in 516 career regular-season ECHL games with Hampton Roads, Trenton and Roanoke...Served Express as player/assistant coach while compiling career-high 83 points in 2001-02...Made pro debut with Cornwall (AHL) in 1993-94...Buffalo's tenth choice, 227th

overall, in 1992 Entry Draft; did not see any action in NHL...Helped lead Sault Ste. Marie to back-to-back OHL Championships in 1991 and 1992; captained Greyhounds to 1993 Memorial Cup Championship...Born March 20, 1972 in Simcoe, Ont...Rick and his wife, Debbie, have three children: Dylan, Sydney and Ryan.

**COACHING RECORD**

YEAR	TEAM	LEAGUE	REGULAR SEASON					PLAYOFFS				
			GC	W	L	O/T	PTS	PCT	GC	W	L	PCT
2006-07	Trenton	ECHL	72	36	31	5	77	.535	-	-	-	-
2007-08	Trenton	ECHL	72	29	36	7	65	.451	-	-	-	-
2008-09	Trenton	ECHL	72	40	25	7	87	.604	7	3	4	.429
2009-10	Trenton	ECHL	72	33	30	9	75	.521	-	-	-	-
2010-11	Albany	AHL	80	32	42	6	70	.438	-	-	-	-
2011-12	Albany	AHL	76	31	34	11	73	.480	-	-	-	-
2012-13	Albany	AHL	76	31	32	13	75	.493	-	-	-	-
2013-14	Albany	AHL	76	40	23	13	93	.612	4	1	3	.250
<b>ALBANY TOTALS</b>			<b>308</b>	<b>134</b>	<b>131</b>	<b>43</b>	<b>311</b>	<b>.505</b>	<b>4</b>	<b>1</b>	<b>3</b>	<b>.250</b>
<b>AHL TOTALS</b>			<b>308</b>	<b>134</b>	<b>131</b>	<b>43</b>	<b>311</b>	<b>.505</b>	<b>4</b>	<b>1</b>	<b>3</b>	<b>.250</b>
<b>ECHL TOTALS</b>			<b>288</b>	<b>138</b>	<b>122</b>	<b>28</b>	<b>304</b>	<b>.528</b>	<b>12</b>	<b>5</b>	<b>7</b>	<b>.417</b>

**PLAYING RECORD**

YEAR	TEAM	LEAGUE	REGULAR SEASON					PLAYOFFS				
			GP	G	A	PTS	PIM	GP	G	A	PTS	PIM
1989-90	Sault Ste. Marie	OHL	43	1	0	1	23	-	-	-	-	-
1990-91	Sault Ste. Marie	OHL	46	5	9	14	59	13	4	4	8	17
1991-92	Sault Ste. Marie	OHL	66	25	44	69	119	19	6	10	16	39
1992-93	Sault Ste. Marie	OHL	54	23	47	70	58	18	7	6	13	35
1993-94	Cornwall	AHL	65	9	8	17	86	-	-	-	-	-
1994-95	Hampton Roads	ECHL	49	29	24	53	114	4	0	4	4	4
	Cornwall	AHL	9	2	1	3	38	-	-	-	-	-
1995-96	Hampton Roads	ECHL	52	21	29	50	121	-	-	-	-	-
1996-97	Hampton Roads	ECHL	52	14	26	40	94	9	5	4	9	16
	Portland	AHL	22	7	8	15	10	-	-	-	-	-
1997-98	Hampton Roads	ECHL	24	11	16	27	72	-	-	-	-	-
	Portland	AHL	39	11	25	36	78	10	5	2	7	8
1998-99	Portland	AHL	47	6	15	21	85	-	-	-	-	-
1999-00	Hampton Roads	ECHL	67	23	47	70	109	10	7	1	8	20
2000-01	Cardiff	BISL	2	0	0	0	0	-	-	-	-	-
2001-02	Trenton	ECHL	12	7	10	17	22	13	8	4	12	12
	Roanoke	ECHL	70	35	48	83	112	4	1	1	2	0
	Norfolk	AHL	1	0	0	0	0	-	-	-	-	-
2002-03	Roanoke	ECHL	68	27	55	82	132	4	0	1	1	6
2003-04	Roanoke	ECHL	67	31	45	76	122	4	1	2	3	6
2004-05	Trenton	ECHL	55	23	29	52	81	20	10	13	23	26
<b>AHL TOTALS</b>			<b>183</b>	<b>35</b>	<b>57</b>	<b>92</b>	<b>297</b>	<b>10</b>	<b>5</b>	<b>2</b>	<b>7</b>	<b>8</b>
<b>ECHL TOTALS</b>			<b>516</b>	<b>221</b>	<b>329</b>	<b>550</b>	<b>979</b>	<b>68</b>	<b>32</b>	<b>30</b>	<b>62</b>	<b>90</b>

Played in ECHL All-Star Game (1995, 2003)

**SERGEI BRYLIN — ASSISTANT COACH/ALBANY DEVILS**



Entering second season as a member of Albany's coaching staff; named to current post September 2013...Along with M. Brodeur, K. Daneyko, S. Niedermayer and S. Stevens, was a member of all three of New Jersey's Stanley Cup Championship teams...Retired as an active player following the 2011-12 season; spent three years with St. Petersburg (KHL) and one season with Novokuznetsk (KHL)...A forward, spent entire 13-season NHL career, from 1994-95 through 2007-08, with New Jersey; 765 career regular-season games ranks ninth in team history...Appeared in every game from 2003-04 through 2007-08; 328 consecutive games played from Oct. 8, 2003 to Apr. 6, 2008 marks the third-longest stretch in franchise history...Totaled 129 goals and 179 assists for 308 points; notched career highs across the board with 23 goals and 29 assists for 52 points in 2000-01...Added 15 goals and 19 assists for 34 points in 109 career Stanley Cup Playoff contests...Also saw action with Albany (AHL), most recently in 1997-98...Represented Russia at two World Championships and two World Junior Championships...Spent the

2004-05 campaign with Voskresensk (Rus.)...Made his NHL debut Feb. 17, 1995 vs. NY Islanders; first came to North America in 1993-94 as a member of the IHL's Russian Penguins...New Jersey's second choice and 42nd overall selection in the 1992 Entry Draft...Born Jan. 13, 1974 in Moscow, Rus., Sergei and his wife, Elena, have three children: 14-year old daughter, Anna, ten-year old son, Fyodor, and four-year-old daughter, Maria.

**PLAYING RECORD**

YEAR	TEAM	LEAGUE	REGULAR SEASON					PLAYOFFS				
			GP	G	A	PTS	PIM	GP	G	A	PTS	PIM
1990-91	CSKA Moscow	USSR Jr.	-	-	-	-	-	-	-	-	-	-
1991-92	CSKA Moscow	CIS	44	1	6	7	4	-	-	-	-	-
	Russia	EJC-A	6	1	1	2	4	-	-	-	-	-
1992-93	CSKA Moscow	CIS	42	5	4	9	36	-	-	-	-	-
	Russia	WJC-A	7	3	3	6	6	-	-	-	-	-
1993-94	CSKA Moscow	CIS	39	4	6	10	36	3	1	0	1	2
	Russia	WJC-A	7	1	5	6	0	-	-	-	-	-
	Russia	IHL	13	4	5	9	18	-	-	-	-	-
1994-95	Albany	AHL	63	19	35	54	78	-	-	-	-	-
	DEVILS	NHL	26	6	8	14	8	12	1	2	3	4
1995-96	DEVILS	NHL	50	4	5	9	26	-	-	-	-	-
	Russia	WC-A	8	3	2	5	12	-	-	-	-	-
1996-97	DEVILS	NHL	29	2	2	4	20	-	-	-	-	-
	Albany	AHL	43	17	24	41	38	16	4	8	12	12
1997-98	Albany	AHL	44	21	22	43	60	-	-	-	-	-
	DEVILS	NHL	18	2	3	5	0	-	-	-	-	-
1998-99	DEVILS	NHL	47	5	10	15	28	5	3	1	4	4
1999-00	DEVILS	NHL	64	9	11	20	20	17	3	5	8	0
2000-01	DEVILS	NHL	75	23	29	52	24	20	3	4	7	6
2001-02	DEVILS	NHL	76	16	28	44	10	6	0	2	2	2
2002-03	DEVILS	NHL	52	11	8	19	16	19	1	3	4	8
2003-04	DEVILS	NHL	82	14	19	33	20	5	0	0	0	0
2004-05	Voskresensk	Rus.	35	8	19	27	40	-	-	-	-	-
2005-06	DEVILS	NHL	82	15	22	37	46	9	2	0	2	2
2006-07	DEVILS	NHL	82	16	24	40	35	11	1	2	3	6
	Russia	WC-A	2	0	0	0	0	-	-	-	-	-
2007-08	DEVILS	NHL	82	6	10	16	20	5	1	0	1	0
2008-09	St. Petersburg	KHL	50	9	15	24	16	3	0	2	2	2
2009-10	St. Petersburg	KHL	56	8	12	20	32	4	0	0	0	0
2010-11	St. Petersburg	KHL	49	7	5	12	8	11	1	5	6	4
2011-12	Novokuznetsk	KHL	41	5	4	9	28	-	-	-	-	-
<b>DEVILS TOTALS</b>			<b>765</b>	<b>129</b>	<b>179</b>	<b>308</b>	<b>273</b>	<b>109</b>	<b>15</b>	<b>19</b>	<b>34</b>	<b>32</b>
<b>NHL TOTALS</b>			<b>765</b>	<b>129</b>	<b>179</b>	<b>308</b>	<b>273</b>	<b>109</b>	<b>15</b>	<b>19</b>	<b>34</b>	<b>32</b>





**DAVID CUNNIFF — ASSISTANT COACH/ALBANY DEVILS**



Entering first season as a member of Devils' coaching staff; named to current position September 15, 2014 after spending the previous 12 seasons in the Sharks' organization...Promoted to associate coach of American Hockey League's Worcester Sharks in 2012-13 after serving the previous ten seasons as assistant coach with both Cleveland (2002-2006) and Worcester (2006-2012)...Responsibilities included all aspects of coaching, including video breakdown, player assessment and scouting...A forward, five-season professional playing career included three-plus seasons in the Devils' organization from 1996-97 to 1999-00 with Raleigh (ECHL) and Albany (AHL)...For the past 12 seasons, has been an instructor at the Sharks Summer Hockey School, teaching hockey to more than 1,000 campers ranging in age from six to adult...Created and operates Cuniff Hockey, which offers hockey camps, private lessons, and video analysis for all age groups and levels of expertise...Began pro career in 1996-97 with Jacksonville (ECHL); played collegiately at Salem State (ECACE)...In 2000-01, took a one-year hiatus from playing hockey to manage a local hockey rink...The son of former Devils' NHL/AHL Head Coach John Cuniff; played two seasons for his father while with Albany...A native of South Boston, MA; David, and his wife, Mary Ann, reside in Milton, MA, with their two sons, David, Jr. and Patrick.

**PLAYING RECORD**

YEAR	TEAM	LEAGUE	REGULAR SEASON					PLAYOFFS				
			GP	G	A	PTS	PIM	GP	G	A	PTS	PIM
1995-96	Salem State	ECACE	27	12	17	29	62	-	-	-	-	-
1996-97	Jacksonville	ECHL	16	4	5	9	75	-	-	-	-	-
	Raleigh	ECHL	46	14	6	20	67	-	-	-	-	-
1997-98	Raleigh	ECHL	62	12	12	24	168	-	-	-	-	-
	Albany	AHL	4	0	0	0	13	-	-	-	-	-
1998-99	Albany	AHL	48	2	9	11	118	5	0	1	1	4
1999-00	Albany	AHL	68	3	11	14	88	5	0	0	0	4
2000-01	D	I	D	N	O	T	P	L	A	Y	-	-
2001-02	Louisiana	ECHL	5	0	0	0	14	-	-	-	-	-
	Richmond	ECHL	19	3	1	4	12	-	-	-	-	-
<b>ALBANY TOTALS</b>			<b>120</b>	<b>5</b>	<b>20</b>	<b>25</b>	<b>219</b>	<b>10</b>	<b>0</b>	<b>1</b>	<b>1</b>	<b>8</b>
<b>AHL TOTALS</b>			<b>120</b>	<b>5</b>	<b>20</b>	<b>25</b>	<b>219</b>	<b>10</b>	<b>0</b>	<b>1</b>	<b>1</b>	<b>8</b>
<b>ECHL TOTALS</b>			<b>148</b>	<b>33</b>	<b>24</b>	<b>57</b>	<b>336</b>	-	-	-	-	-



**JOHAN HEDBERG — GOALTENDING COACH/ALBANY DEVILS**



Entering his first season on team's coaching staff, second year as a member of the organization's Hockey Operations Department and fifth season overall...Named to current post August 2014 after serving one season as special assignment scout...Twelve-season NHL career included 373 games played with Pittsburgh, Vancouver, Dallas, Atlanta and New Jersey...Totals showed 161-143-36 mark, with 22 shutouts and 2.82 goals-against average...Among Swedish-born goaltenders, ranks third all-time with 161 victories; trails only H. Lundqvist (309) and T. Salo (210)...Made last professional appearance with Albany (AHL) during relief effort Feb. 16, 2014 at Bridgeport; saw last NHL action Apr. 27, 2013 at NY Rangers...Is second on New Jersey's all-time list with eight shutouts and 2.42 goals-against average (min. 2 seasons); is only goaltender in team history other than M. Brodeur to post four shutouts in a season (2011-12)...Recipient of team's 2010-11/2011-12 *Players' Player Award* as selected by his teammates...Made North American debut in 1997-98; has seen minor league action with Manitoba (AHL & IHL), Kentucky (AHL), Baton Rouge (ECHL) and Detroit (IHL)...Represented Sweden at 2002 Olympic Winter Games in Salt Lake City, UT; picked up victory over Germany in lone appearance...In first NHL season, led Pittsburgh to 2001 Eastern Conference Finals vs. New Jersey...Helped Sweden capture Bronze Medal at 1999 World Championships in Norway...Represented home country, but did not see any action at 1998 Olympic Winter Games in Nagano, Japan; appeared in one game for Gold Medal-winning squad at that year's World Championships in Switzerland...Prior to NHL career, spent five seasons, 1992-93 through 1996-97 with Leksands IF (Swe.), posting a 2.79 GAA in 116 games...Also appeared in 1997 World Championships; was selected to represent Sweden at 1994 tourney and 1996 World Cup of Hockey...Drafted by Philadelphia in the ninth round, 218th overall, in the 1994 Entry Draft...Johan and his wife, Pernilla, have three daughters: Molly, Wilma and Bia...Born May 5, 1973 in Stockholm, Swe.

**PLAYING RECORD**

YEAR	TEAM	LEAGUE	REGULAR SEASON							PLAYOFFS							
			GP	W	L	T	MIN	GA	SO	AVG	GP	W	L	MIN	GA	SO	AVG
1992-93	Leksands IF	Swe.	10	-	-	-	600	24	-	2.40	2	-	-	-	-	-	4.10
1993-94	Leksands IF	Swe.	17	-	-	-	1020	48	-	2.82	-	-	-	-	-	-	-
	Sweden	WC-A	-	-	-	-	-	-	-	-	-	-	-	-	-	-	-
1994-95	Leksands IF	Swe.	17	-	-	-	986	58	-	3.53	1	-	-	-	-	6.32	
1995-96	Leksands IF	Swe.	34	-	-	-	2013	95	-	2.83	4	-	-	240	13	-	3.25
	Sweden	W Cup	-	-	-	-	-	-	-	-	-	-	-	-	-	-	
1996-97	Leksands IF	Swe.	38	-	-	-	2260	95	3	2.52	8	-	-	581	18	1	1.86
	Sweden	WC-A	1	-	-	-	60	1	0	1.00	-	-	-	-	-	-	
1997-98	Detroit	IHL	16	7	2	2	726	32	1	2.64	-	-	-	-	-	-	
	Baton Rouge	ECHL	2	1	1	0	100	7	0	4.20	-	-	-	-	-	-	
	Manitoba	IHL	14	8	4	1	745	32	1	2.58	2	0	2	105	6	0	3.40
Sweden	Olym.	-	-	-	-	-	-	-	-	-	-	-	-	-	-	-	
	Sweden	WC-A	1	1	0	0	60	2	-	2.00	-	-	-	-	-	-	
1998-99	Leksands IF	Swe.	*48	-	-	-	*2940	140	0	2.86	4	-	-	255	15	0	3.53
	Sweden	WC-A	1	0	0	0	1	0	0	0.00	-	-	-	-	-	-	
1999-00	Kentucky	AHL	33	18	9	5	1973	88	3	2.68	5	3	2	311	10	1	1.93
2000-01	Manitoba	IHL	46	23	13	7	2697	115	1	2.56	-	-	-	-	-	-	
2001-02	Pittsburgh	NHL	9	7	1	1	545	24	0	2.64	18	9	9	1123	43	2	2.30
	Pittsburgh	NHL	66	25	34	7	3877	178	6	2.75	-	-	-	-	-	-	-
Sweden	Olym.	1	1	0	0	60	1	0	1.00	-	-	-	-	-	-	-	
2002-03	Pittsburgh	NHL	41	14	22	4	2410	126	1	3.14	-	-	-	-	-	-	
2003-04	Vancouver	NHL	21	8	6	2	1098	46	3	2.51	2	1	1	98	4	0	2.45
	Manitoba	AHL	2	0	2	0	125	9	0	4.32	-	-	-	-	-	-	
2004-05	Leksands IF	Swe.-2	21	-	-	-	1274	45	1	2.12	-	-	-	-	-	-	
2005-06	Dallas	NHL	19	12	4	1	1079	48	0	2.67	-	-	-	-	-	-	
2006-07	Atlanta	NHL	21	9	4	2	1057	51	0	2.89	2	0	2	117	5	0	2.56
2007-08	Atlanta	NHL	36	14	15	3	1927	111	1	3.46	-	-	-	-	-	-	
2008-09	Atlanta	NHL	33	13	12	3	1717	100	0	3.49	-	-	-	-	-	-	
2009-10	Atlanta	NHL	47	21	16	6	2632	115	3	2.62	-	-	-	-	-	-	
2010-11	DEVILS	NHL	34	15	12	2	1717	68	3	2.38	-	-	-	-	-	-	
2011-12	DEVILS	NHL	27	17	7	2	1591	59	4	2.23	1	0	1	36	1	0	1.67
2012-13	DEVILS	NHL	19	6	10	3	1108	51	1	2.76	-	-	-	-	-	-	
2013-14	Albany	AHL	1	0	0	0	38	2	0	3.16	-	-	-	-	-	-	
<b>DEVILS TOTALS</b>			<b>80</b>	<b>38</b>	<b>29</b>	<b>7</b>	<b>4416</b>	<b>178</b>	<b>8</b>	<b>2.42</b>	<b>1</b>	<b>0</b>	<b>1</b>	<b>36</b>	<b>1</b>	<b>0</b>	<b>1.67</b>
<b>NHL TOTALS</b>			<b>373</b>	<b>161</b>	<b>143</b>	<b>36</b>	<b>20758</b>	<b>977</b>	<b>22</b>	<b>2.82</b>	<b>23</b>	<b>10</b>	<b>13</b>	<b>1374</b>	<b>53</b>	<b>2</b>	<b>2.31</b>

\*Led League

Rights traded to San Jose by Philadelphia for San Jose's seventh-round choice (Pavel Kasparik) in 1999 Entry Draft, August 6, 1998. Traded to Pittsburgh by San Jose with Bobby Dollas for Jeff Norton, March 12, 2001. Traded to Vancouver by Pittsburgh for Vancouver's second-round choice (Alex Goligoski) in 2004 Entry Draft, August 25, 2003. Signed as a free agent by Dallas, August 5, 2005. Signed as a free agent by Atlanta, July 1, 2006. Signed as a free agent by DEVILS, July 1, 2010.

**CLAUDE CARRIER — ASSISTANT DIRECTOR, SCOUTING**

Entering 31st year with organization, 26th season as full-time scout...Joined Devils in 1984-85, spent five years as part-time scout...Works closely with David Conte...Based in St. Foy, Que., responsibilities include ECAC, Hockey East, Ontario East, Quebec and the Maritimes...Spent two seasons, 1981-82 and 1982-83, as general director of Quebec Major Junior Hockey League...Worked as a scout for Washington Capitals for five years, resigned upon assuming duties with QMJHL...Spent six seasons as assistant coach of Quebec Remparts (QMJHL); worked with former Nordiques' GM Martin Madden...Taught physical education in Quebec high school system...66 years old, born July 8, 1948 in St. Foy, Que....Claude's wife, Michelle, is a retired nurse...The couple has two grown sons, Michel and Jean.

**MARCEL PRONOVOST — SCOUT**

Entering 25th season with organization; has spent a lifetime in hockey...A member of the Hockey Hall of Fame since 1978...Joined Devils after five years as member of NHL's Central Scouting Bureau...Based in Windsor, Ont., where he currently resides...Covers that area and enhances Devils' ability to scout prospects throughout North America and Europe...Finished 20-year NHL playing career in 1969-70; as defenseman spent 15 seasons with Detroit, five with Toronto...A four-time NHL All-Star...Appeared in 1,206 NHL regular-season games (88g-257a-345pts and 851 PIM) and 134 playoff games (8g-23a-31pts and 104 PIM)...Began coaching career with Tulsa Oilers (CHL) in 1970-71; was CHL Coach of the Year in '71-72...Head coach of Chicago Cougars (WHA), 1972-73...Served two stints as head coach of Hull (QMJHL), 1975-76 through '76-77 and at start of '79-80 season...As head coach in NHL, led Buffalo Sabres to .611

winning percentage with 52-29-23 record between October 1977 and December 1978...Red Wings' assistant coach for part of 1979-80 through 1980-81...Born in Lac-a-la-Tortue, Que., June 15, 1930...Married, wife's name is Eva...Marcel has three children.

**BOB HOFFMEYER — PRO SCOUT**

Entering 29th year as a member of the Devils' organization, including time spent as an active player...Former defenseman is in his 22nd season as professional scout; responsibilities include coordinating schedule of team's pro scouting department...Based in Grand Blanc, MI; primarily covers the Midwest...Was head coach of Kalamazoo (IHL) during the 1991-92 and 1992-93 seasons; compiled a 43-46-11 mark with North Stars' organization...Coached at Saskatoon (WHL) during the 1990-91 season...Served as an associate coach with New Jersey's top development team in Utica, NY (AHL) during the 1989-90 season...Spent three seasons as an assistant coach with New Jersey, 1986-89...Was a Devils' advance scout during the 1985-86 season; named to post October 26, 1985...Came out of retirement and appeared in eight regular-season and five playoff games for Maine (AHL) in 1985-86...Also saw action in one game

with Albany (AHL) during the 1995-96 season...Pro career spanned 11 seasons, and included time spent the IHL, CHL, and AHL...Played in 198 career NHL games with Chicago, Philadelphia, and New Jersey...Appeared in 95 games for Devils during the 1983-84 and 1984-85 seasons; signed as a free agent summer 1983...Played with Schwenningen in West Germany during the 1980-81 campaign...Chicago's fifth choice and the 79th overall selection in 1975 NHL Amateur Draft; was also drafted by Minnesota in 1975 WHA Amateur Draft...Born July 27, 1955 in Dodsland, Sask...Bob and his wife, Tina, have three children: son Jared, and daughters Torrie and Alexandra.



TIMO BLOMQVIST



JEREMY CONTE



GLEN DIRK



MILT FISHER



STEVE KARIYA



DAN LABRAATEN



SCOTT LACHANCE



JAN LUDVIG



PIERRE MONDOU



GATES ORLANDO



LOU REYCRIFT



VACLAV SLANSKY, JR.



STEVE SMITH



GEOFF STEVENS



ED THOMLINSON





**RICHARD STINZIANO — HEAD TRAINER**



Entering seventh season as Devils' head trainer, eighth season as a member of the training staff, and ninth season with the organization...Named to current post July 2008; spent previous season as assistant trainer...First joined organization in August 2006 as head athletic trainer with Lowell (AHL)...Served the State University of New York at Buffalo's Sports Medicine Institute as physical therapist/athletic trainer for six years...Spent six seasons as athletic trainer for the Wheatfield (NY) Blades Jr. B hockey team in the Golden Horseshoe League...Was athletic trainer for four varsity sports programs at Williamsville (NY) South/East High Schools...Attended SUNY at Buffalo and received doctorate degree in physical therapy and bachelor of science degree in exercise science/athletic training...Provided coverage for University at Buffalo's Division I football, basketball, wrestling and volleyball teams for three seasons...Attended Onondaga Community College (Syracuse, NY); received an associate of applied sciences degree in physical therapy...A licensed physical therapist and certified athletic trainer; is a member and a certified examiner for the National Athletic Trainer Association...41 years old and single, resides in Verona, NJ.

seasons...Attended Onondaga Community College (Syracuse, NY); received an associate of applied sciences degree in physical therapy...A licensed physical therapist and certified athletic trainer; is a member and a certified examiner for the National Athletic Trainer Association...41 years old and single, resides in Verona, NJ.

**MICHAEL VASALANI — STRENGTH/CONDITIONING COORDINATOR**



Entering 22nd season with organization and 28th in National Hockey League...Appointed to his current post on September 1, 1993...Joined Devils after spending previous six years as assistant strength and conditioning coach for both the Washington Capitals and the University of Maryland...While at Maryland, helped develop strength and conditioning programs for 21 intercollegiate varsity sports with an emphasis on basketball and football...Also served as head strength and conditioning coach at Gallaudet University (for hearing impaired students) in Washington, D.C. from February 1992 until joining Devils...Aside from primary responsibilities, since 1988 he has directed speed, strength, agility and motivational clinics for high school and college athletes in the Maryland, Virginia, and Washington, D.C. areas...Is a member of both the National Strength and Conditioning Association and the International Sports Science Association...Married, wife's name is Joanie...The couple has two daughters, 14-year-old Ava Nicole and 11-year-old Olivia Lauren.

Science Association...Married, wife's name is Joanie...The couple has two daughters, 14-year-old Ava Nicole and 11-year-old Olivia Lauren.

**BRIAN SMITH — MASSAGE THERAPIST**



In fourth season with the Devils' organization and 21st year as a massage therapist...Specializes in active release therapy, kinesio taping, neuromuscular therapy and visceral manipulation...Experience includes more than 30 events, organizations and individual professional athletes; has served 21 schools during the NCAA swimming championships since 2003, the Big East swimming championships since 2002 and the Olympic Swimming Trials in 2004 and 2008...Most recently, worked for Virginia Tech at 2011 NCAA wrestling championships...Spent time with the New York Football Giants (1994-96), Rutgers University swimming and diving team (1999-2010) and the New Jersey Repertory Ballet Company (1995-97)...On an individual basis, has worked for athletes in five sports, including the NHL, NBA, U.S. Equestrian Team, Olympic bicycling team and marathons...From September-November 2001, volunteered at the World Trade Center for both rescue workers and dogs...Served as an emergency medical technician for Exxon...Has taught massage therapy, first aid and CPR since 1993...A certified equine sports massage therapist...Studied at both Rutgers University and Chapman College (Orange, CA)...Served in the U.S. Marine Corps for four years...Received training at Somerset (NJ) School of Massage Therapy...Brian and his wife, Barbara, reside in Center Valley, PA.

marathons...From September-November 2001, volunteered at the World Trade Center for both rescue workers and dogs...Served as an emergency medical technician for Exxon...Has taught massage therapy, first aid and CPR since 1993...A certified equine sports massage therapist...Studied at both Rutgers University and Chapman College (Orange, CA)...Served in the U.S. Marine Corps for four years...Received training at Somerset (NJ) School of Massage Therapy...Brian and his wife, Barbara, reside in Center Valley, PA.

**RICH MATTHEWS — EQUIPMENT MANAGER**



In his 15th season as Devils' equipment manager and 18th in NHL...Spent previous three years in similar capacity with the Dallas Stars, including their 1998-99 Stanley Cup Championship season...Also spent three seasons with the International Hockey League's Detroit Vipers...Served as equipment manager for Western Conference at 2009 NHL All-Star Game...Was selected as a member of the 1997 IHL Eastern Conference All-Star Team training staff...Worked for the Phoenix Roadrunners (IHL) for four seasons...Primary duties include the ordering, repairing, inventory and maintenance of all equipment...Also coordinates the transfer of the team's equipment between Prudential Center and other NHL cities...Works closely with the 29 other NHL equipment managers on their equipment and facility needs while in New Jersey...A graduate of Arizona State University; earned his degree in exercise science...Rich, 43, and his wife, Sara, an elementary school teacher, have two daughters, 14-year-old Madisyn Kay, and ten-year-old Kamdyn Rose.

Jersey...A graduate of Arizona State University; earned his degree in exercise science...Rich, 43, and his wife, Sara, an elementary school teacher, have two daughters, 14-year-old Madisyn Kay, and ten-year-old Kamdyn Rose.



**KEVIN MORLEY**  
Asst. Trainer



**JASON McGRATH**  
Asst. Equipment Mgr.



**MIKE THIBAUTL**  
Asst. Equipment Mgr.



**SCOTT STANHIBEL**  
Athletic Trainer,  
Albany



**ANDREW SCHMIDT**  
Equipment Manager,  
Albany



**JONATHAN KAMINSKA**  
Asst. Equipment Mgr.,  
Albany





**MARIE CARNEVALE**  
Hockey Operations  
Executive Assistant to the  
President/General  
Manager



**CHRISTINE GARCIA**  
Administrative Assistant



**CALLIE A. SMITH**  
Scouting Staff Assistant



**JACK SKELLEY**  
Senior Director,  
Programming/Computer  
Operations



**SUNNY MEHTA**  
Director, Analytics



**TARAN SINGLETON**  
Hockey Operations  
Video Coordinator



**MATTHEW DeMADO**  
Video Assistant



**MIKE REGAN**  
Video Coordinator,  
Albany



**SEAN ANDRAKE**  
Video Coordinator,  
Albany

**MIKE LEVINE — SENIOR VICE PRESIDENT, COMMUNICATIONS**



Entering 29th season in NHL and with organization, 12th season as Devils' vice president, communications...Spent the previous 17 seasons holding various positions within the Devils' Communications Department, including time spent as the club's senior director of media relations during the 1994-95 Stanley Cup season...Has edited the Devils' Media Guide since 1989-90; publication has been honored by the Professional Hockey Writers' Association seven times during that span...Also received PHWA Dick Dillman Award for best press box/game night operations in 1994-95...Was also responsible for scheduling appearances of the Stanley Cup the summer of '95...A January 1987 graduate of St. John's University (New York) where he received a bachelor of science degree in athletic administration...Also holds an associate of applied sciences degree in architectural technology from the New York Institute of Technology...52 years old...Married, wife's name is Marie...The couple resides in Nutley, NJ.

**PETE ALBIETZ — DIRECTOR, COMMUNICATIONS**



Entering 12th season with Devils' Communications Department; took over current post December 2011...Has served in various roles throughout the department, including assistant director, manager and communications coordinator since joining organization in September 2002...Currently serves as primary media/travel contact for the team; has been involved in every aspect of the department including media relations, publications, editorial, charitable endeavors, social media, and web...Served as sales & marketing manager for Fan Guide, Inc.; coordinated editorial, advertising and marketing of publications and projects for NFL teams, 2001 MLB All-Star Game, NHL and major college conferences, November 2000 through summer 2002...Graduated cum laude from Seton Hall University with a bachelor of science in sports management/business administration in 2001; inducted as part of inaugural class of sport management honor society-Alpha Chi Lambda...During college, served internship with Major League Baseball's Public Relations Department, Office of the Commissioner, including the 1999 World Series...Born in Point Pleasant, NJ, grew up in Brick, NJ...35 years old...Married, wife's name is Jacquelyn...The couple has one son, two-year-old Peter James...They reside in West Orange, NJ.



**DANIEL BEAM**  
Asst. Director, Communications



**VALENTINO SISTI**  
Staff Assistant



**ERIC MARIN**  
Director, Website Content





Prudential Center is among the National Hockey League's newest arenas, and at the time of its opening, was the first state-of-the-art, major sports and entertainment facility to open in the New Jersey/New York metropolitan area in more than 25 years.

Kansas City-based HOK Sport+Venue+Entertainment, a renowned leader in sports facility design and construction, served as the project architect. The exterior of the building was designed by Morris Adjmi Architects of New York City, and is based on the rich history of Newark – the nation's third-oldest major city. Newark's El Taller Colaborativo, among the largest and fastest-growing minority-owned architectural firms in the northeastern United States, also collaborated on the project.

In just seven years since opening its doors, Prudential Center has enjoyed a meteoric rise to the top of the sports and entertainment industry. "The Rock" is an industry leader, not only in New Jersey, but worldwide. It has also become one of the hottest music venues of its size in the United States to host Hispanic cultural shows.

Part of Newark's Downtown Core District Redevelopment Plan, Prudential Center is bound by Edison Place on the north, Lafayette Street on the south, Mulberry Street on the east, and off Broad Street on the west.

Prudential Center is located just two city blocks from Newark's Penn Station, and is among the most accessible sports venues in the country, serviced by New Jersey Transit's rail and bus lines, PATH, light rail and AMTRAK. In fact, nearly half of the arena's guests arrive by mass transit.

Prudential Center is a multi-purpose venue that holds 16,592 fans for hockey and 18,711 for basketball, serving as the home to Seton Hall University Men's Basketball. Versatile enough to hold any sized event with more loading docks and storage space than its competitors to load in back-to-back events, Prudential Center is capable of hosting concerts, mixed martial arts, boxing, skateboarding, family shows, circuses, conventions, corporate events, ice shows and more.

Over the last several years, Prudential Center has hosted the 2012 NHL Stanley Cup Finals and professional basketball games including the New Jersey Nets and the New York Liberty. Prudential Center also hosted the 2013 NHL Entry Draft, the 2011/2012 NBA Drafts, the 2011 NCAA Men's Basketball East Regionals, 2011-2013 Street League Skateboarding Championships, Rolling Stones, Taylor Swift, Bruce Springsteen, Andrea Bocelli, Bruno Mars, Foo Fighters, Cirque du Soleil, Michael Jackson-THE IMMORTAL World Tour, *X Factor* and *American Idol* auditions and McDonald's *Gospelfest*. The Rock has also hosted a speech by President Barack Obama and New Jersey Governor Chris Christie's Inauguration party.

The Devils' practice facility – AmeriHealth Pavilion – is located along Lafayette Street. Prudential Center is one of only two National Hockey League arenas to have a connecting practice rink, and the only building with dual locker room and training facilities. It also serves as the home to Brick City Boxing, in addition to youth, high school and adult hockey programs and *Hockey In Newark*.

Prudential Center features a four-level seating bowl, four sideline suites, and 2,300 seats in our two exclusive club level lounges, the Fire Lounge and Golia Ice Lounge. There are 74 suites spanning two private concourses, along with two larger party suites.

On Suite Level One, the Bud Light Goal Bar overlooks the arena floor on the north end. It offers premium seating with the luxury one would find in their own home. The 350-seat Acela Club restaurant on the south end overlooks both the main rink and AmeriHealth Pavilion. The restaurant offers an extensive wine collection unrivaled among North American arenas.

The focal point of the seating bowl is an eight-sided, multi-level, center-hung scoreboard featuring four primary high-definition 16:9 video screens. Two full-color LED rings, and eight additional rectangular screens complete the 65,000-pound, 30-foot tall by 32-foot wide scoreboard. A 940-foot display circles the lower arena bowl, while four additional horizontal displays line the upper level.

Some of Prudential Center's best features are its ultra-wide concourses which allow for ease of movement, and an array of superb food options (including the first gluten-free offerings in an arena). Carefully designed sightlines create spectacular views from every seat while giving visitors an intimate feel for the action.

The fan experience begins outside Prudential Center in Championship Plaza, a brick-paved, fan message-driven courtyard. Championship Plaza features a 22-foot tall, three-ton, metal "Ironman" hockey player statue and live entertainment with a block-party atmosphere during FanFest celebrations.

- 
- 2/09/04** The National Hockey League's New Jersey Devils send a letter of intent for the relocation of the team to Newark.
  - 2/02/05** Devils and Newark formally sign agreement on the team's new arena.
  - 10/03/05** Groundbreaking ceremony takes place near Lafayette Street at the arena site.
  - 1/08/07** Devils Arena Entertainment (DAE) announces a 20-year naming-rights partnership with Prudential Financial; team's new home will be known as "Prudential Center."
  - 5/17/07** Seton Hall University announces that Prudential Center will be the new home of the Pirates men's basketball team.
  - 10/25/07** Ribbon-cutting ceremony takes place at Prudential Center's Lafayette Street Tower. Later that evening, Bon Jovi performs, marking the facility's first event.
  - 10/27/07** The Devils play their first-ever game at Prudential Center vs. the Ottawa Senators. Brian Gionta scores the team's first goal in its new home.
  - 9/11/08** Devils' practice facility formally introduced as "AmeriHealth Pavilion at Prudential Center," during ribbon-cutting ceremony.
  - 10/03/09** Ribbon-cutting ceremony takes place at Championship Plaza, an outdoor area celebrating the team's rich history and tradition.
  - 3/25/11** Prudential Center hosts 2011 Division 1 NCAA men's basketball East Regional Finals.
  - 6/23/11** Prudential Center hosts the 2011 NBA Draft, marking the first time in over ten years that the event was held outside of New York.
  - 5/02/12** New Jersey's Bruce Springsteen and the E Street Band conclude the 20-show leg of their U.S. tour at Prudential Center.
  - 5/30/12** Prudential Center hosts game one of the 2012 Stanley Cup Finals between the Devils and Los Angeles Kings.
  - 9/24/12** Courtyard by Marriott at Prudential Center opens its doors along Broad Street. It is the first new hotel in downtown Newark in four decades.
  - 12/15/12** Prudential Center closes out the second of two sold-out Rolling Stones concerts, including a worldwide pay-per-view event.
  - 6/30/13** Prudential Center hosts the 2013 NHL Entry Draft.





# TV HOME OF THE DEVILS



It's Different Here.

CABLEVISION CH 717 COMCAST NJ CH 845 DIRECTV CH 635  
FIOS CH 580 RCN CH 688 TIME WARNER CABLE CH 319

#NJDEVILS



*Here are your 2014-15  
New Jersey Devils...*

NEW JERSEY DEVILS







# DAMIEN BRUNNER | RW

**LAST SEASON:** Posted 11g-14a-25pts in 60 games during first season in New Jersey/second NHL campaign...Totals showed seven multiple-point games, including season-high 1g-2a-3pts Jan. 21 vs. St. Louis...Recorded two two-goal games: Dec. 10 at Columbus and Oct. 4 vs. NY Islanders...Had three 1g-1a-2pt games: Dec. 18 vs. Ottawa, Oct. 26 at Boston and Oct. 7 at Edmonton...Also posted two assists Mar. 14 at Florida...Recorded points in back-to-back games twice: Dec. 14-18 (2g-1a-3pts) and Oct. 4-7 (3g-1a-4pts)...Notched lone game-winning tally Dec. 14 vs. Tampa Bay...Played in his 100th career NHL game Apr. 5 at Carolina...Was a healthy "scratch" on five occasions; missed 17 games due to injury, including 14 straight Dec. 21-Jan. 18 (lower body)...Made Devils' debut/posted career-high eight shots on goal in season opener Oct. 3 at Pittsburgh...Signed contract Sept. 24; joined team's training camp on a tryout basis Sept. 16...Represented Switzerland at 2014 Winter Olympic Games in Sochi, Rus.; was scoreless in four appearances...Finished second on club with 3g-3a-6pts at 2014 World Championships in Minsk, Blr...Was selected by the coaches as one of the top three Swiss players and as team's best player in tournament-opening game vs. Russia.

## CAREER

**2012-13:** Saw action in 44 of 48 games with Detroit during first season in North America...Finished third on club with 12 goals; was fifth with 14 assists/26 points...Totals included points in nine of 10 games with season/career-high six-game point-scoring streak Jan. 22-Feb. 2 (4g-2a-6pts) and 3-game streak Feb. 7-10 (2g-1a-3pts)...Also had points in back-to-back games three times: Apr. 20-22 (1g-2a-3pts), Mar. 5-7 (2a) and Feb. 15-17 (1g-1a-2pts)...Notched two multiple-point games: season/career-high 2g-2a-4pts Feb. 24 vs. Vancouver and 1g-1a-2pts Apr. 22 vs. Phoenix...Made NHL debut Jan. 19 at St. Louis after signing first NHL contract July 1, 2012...Added team-leading 5g and 4a for 9pts in 14 post-season contests...Despite first NHL season, was not eligible for Calder Memorial Trophy as league's top rookie due to his age and previous playing experience...Began lockout-shortened campaign with EV Zug (Swi.)...**OTHER:** Spent 2006-07 through 2012-13 seasons in Swiss National League-A (NLA), including two-plus campaigns with Kloten and four-plus with EV Zug; was coached by former NHL forward D. Shedden...Seven-season totals showed 117 goals and 155 assists for 272 points in 305 regular-season appearances...Named to the 2011-12 NLA All-Star Team and chosen as Forward of the Year after leading the league with 36a/60pts...Also led the NLA in playoff scoring with



# 12

**HEIGHT:** 5-11  
**WEIGHT:** 185 LBS.  
**SHOOTS:** RIGHT

**BORN:** 03/09/1986  
ZURICH, SWI.  
**SEASON:** 3RD NHL/2ND NJ

**DRAFTED:** NOT DRAFTED,  
SIGNED AS FREE AGENT



14pts in 9 games...Led Switzerland with 3g-4a-7pts during 2012 World Championships in Helsinki, Fin. and Stockholm, Swe...Selected by the coaches as one of his country's top three players; chosen by his team as the top player of the game on two occasions...Led EV Zug with 19g, while finishing third on squad/tied for eighth in NLA with 46pts in 2010-11...Also tied for third on club with 27a and plus-15 mark...Completed 2009-10 season second on EV Zug/fourth in league with 58pts; led team with 35a, while finishing second with 23g...Represented his home country for first time at 2010 World Championships in Cologne/Mannheim/Gelsenkirchen, Ger.; led club with 4a and was third with 5pts...Saw last Swiss National League-B action in 2008-09 with HC Thurgau.

## HIGHLIGHTS

1st NHL GP: 1/19/13, Det. 0 @ STL. 6 • 1st NHL Goal: 1/22/13, Dal. 2 @ Det. 1 vs. K. Lehtonen • 1st NHL Assist: 1/27/13, Det. 1 @ Chi. 2 (OT) • 100th NHL GP: 4/5/14, NJ 3 @ Car. 1 • Most Goals in Game: 2; 12/10/13, NJ 4 @ CBJ 5; 10/4/13, NYI 4 @ NJ 3 (SO); 2/24/13, Van. 3 @ Det. 8 • Most Assists in Game: 2; 3/14/14, NJ 3 @ Fla. 5; 1/21/14, STL. 1 @ NJ 7; 2/24/13, Van. 3 @ Det. 8 • Most Pts. in Game: 4; 2/24/13, Van. 3 @ Det. 8 (2g-2a) • Most PIM in Game: 4; 12/7/13, NJ 4 @ NYR 3 (OT) (2 min.); 11/10/13, Nsh. 0 @ NJ 5 (2 min.) • Most Shots in Game: 8; 10/3/13, NJ 0 @ Pit. 3 • GP Streak: 31; 1/19-3/22/13 • Goal-Scoring Streak: 2; 12/14-18/13 (2g); 10/4-7/13 (3g); 1/22-25/13 (2g) • Assist-Scoring Streak: 2; 4/20-22/13 (2a); 3/5-7/13 (2a) • Point-Scoring Streak: 6; 1/22-2/2/13 (4g-2a-6pts) • Penalties: 19 min. • Multiple-Pt. Games: 7 2-pt. games, 1 3-pt. game, 1 4-pt. game • Shootouts: 3-12 (25.0%).

## PERSONAL

Began playing organized hockey when he was eight-years-old with the Kloten program; remained in organization until he was 22...Has a younger brother, Adrian, who was his teammate with Kloten (NLA) in 2006-07; Adrian has also skated for Ambri-Piotta, Bern and Langnau and played last season in the second tier with Olten (NLB)...His sister, Marlen, is a beach volleyball player for the Swiss National Team and has represented the country at the under-18, under-19 and under-21 World Championships...His father, Kurt, is a volleyball coach in Switzerland...His parents accompanied him to the 2014 Winter Olympic Games in Sochi, Rus...Enjoyed skiing and snowboarding the Swiss Alps as a kid; also played street hockey, soccer and basketball.

## VS. NHL

	GP	G	A	PTS	PIM		GP	G	A	PTS	PIM		GP	G	A	PTS	PIM
ANA	4	0	2	2	2	DET	2	0	1	1	0	OTT	3	1	1	2	0
ARI	3	1	1	2	0	EDM	5	1	3	4	0	PHI	3	0	0	0	0
BOS	3	1	2	3	4	FLA	2	0	2	2	0	PIT	3	0	0	0	0
BUF	2	0	1	1	0	LA	4	1	0	1	2	SJ	4	0	0	0	0
CGY	5	0	1	1	0	MIN	4	2	0	2	0	STL	6	2	3	5	2
CAR	3	1	1	2	0	MTL	2	0	0	0	2	TB	3	1	0	1	2
CHI	4	0	1	1	0	NSH	6	0	1	1	6	TOR	2	1	0	1	0
COL	3	1	1	2	0	NJ	0	0	0	0	0	VAN	5	2	4	6	2
CBJ	8	4	1	5	6	NYI	3	2	1	3	2	WSH	3	0	0	0	0
DAL	4	2	1	3	2	NYR	3	0	0	0	4	WPG	2	0	0	0	2

YEAR	TEAM	LEAGUE	REGULAR SEASON													PLAYOFFS				
			GP	G	A	PTS	+/-	PIM	PP	SH	GW	GT	S	GP	G	A	PTS	PIM		
2002-03	Kloten	Swi. Jr.	27	1	0	1	-	0	-	-	-	-	-	-	-	-	-	-	-	
2003-04	Kloten	Swi. Jr.	71	9	5	14	-	8	-	-	-	-	-	-	-	-	-	-	-	
2004-05	Kloten	Swi. Jr.	-	-	-	-	-	-	-	-	-	-	-	-	-	-	-	-	-	
2005-06	Kloten	Swi. Jr.	-	-	-	-	-	-	-	-	-	-	-	-	-	-	-	-	-	
	Winterthur	Swi.-3	17	18	11	29	-	28	-	-	-	-	-	-	-	-	-	-	-	
2006-07	Kloten	Swi.	42	9	9	18	-	22	-	-	-	-	-	11	1	0	1	4		
2007-08	Kloten	Swi.	50	5	2	7	-	8	-	-	-	-	-	5	0	0	0	0		
2008-09	Kloten	Swi.	12	0	0	0	-	2	-	-	-	-	-	-	-	-	-	-		
	HC Thurgau	Swi.-2	3	1	3	4	-	4	-	-	-	-	-	-	-	-	-	-		
	EV Zug	Swi.	36	12	14	26	-	16	-	-	-	-	-	10	3	2	5	4		
2009-10	EV Zug	Swi.	47	23	35	58	-	22	-	-	-	-	-	13	5	5	10	6		
	Switzerland	WC-A	7	1	4	5	-	2	-	-	-	-	-	-	-	-	-	-		
2010-11	EV Zug	Swi.	40	19	27	46	-	34	-	-	-	-	-	8	4	4	8	2		
2011-12	EV Zug	Swi.	45	24	36	60	-	48	-	-	-	-	-	9	3	11	14	6		
	Switzerland	WC-A	7	3	4	7	-	6	-	-	-	-	-	-	-	-	-	-		
2012-13	EV Zug	Swi.	33	25	32	57	-	49	-	-	-	-	-	-	-	-	-	-		
	Detroit	NHL	44	12	14	26	-6	12	3	0	1	-	123	14	5	4	9	4		
	DEVILS	NHL	60	11	14	25	-11	26	4	0	1	-	110	-	-	-	-	-		
2013-14	Switzerland	Olym.	4	0	0	0	-	0	-	-	-	-	-	-	-	-	-	-		
	Switzerland	WC-A	7	3	3	6	-	4	-	-	-	-	-	-	-	-	-	-		
<b>DEVILS TOTALS</b>			<b>60</b>	<b>11</b>	<b>14</b>	<b>25</b>	<b>-11</b>	<b>26</b>	<b>4</b>	<b>0</b>	<b>1</b>	<b>-</b>	<b>110</b>	<b>-</b>	<b>-</b>	<b>-</b>	<b>-</b>	<b>-</b>		
<b>NHL TOTALS</b>			<b>104</b>	<b>23</b>	<b>28</b>	<b>51</b>	<b>-17</b>	<b>38</b>	<b>7</b>	<b>0</b>	<b>2</b>	<b>-</b>	<b>233</b>	<b>14</b>	<b>5</b>	<b>4</b>	<b>9</b>	<b>4</b>		

NLA MVP (2012) • NLA Forward of the Year (2012) • NLA All-Star Team (2012)  
\*Led League  
Signed as a free agent by Detroit, July 1, 2012. Signed as a free agent by DEVILS, September 24, 2013.

# MIKE GAMMALLERI | LW

**LAST SEASON:** Appeared in 63 games during third/final season of second stint with Calgary...Third on team with 26g-19a-45pts overall; goal-total was his most since 2009-10 (26), assists matched previous season's mark, while points were most since 2010-11 (47)...Finished first on club in goals; reached the 25-goal mark for fifth time...First on squad with career-high eight game-winning tallies; notched 5 GWG over a 13-game stretch Mar. 12-Apr. 4...Posted 13g-11a-24pts in his final 20 games of season since Mar. 3; point-total during that span was tied (S. Crosby, Pit. & T. Hall, Edm.) for fourth in league...Stats showed 12 multiple-point games, including three season-high three-point outings: 2g-1a Mar. 21 vs. Nashville and Oct. 26 vs. Washington, and 1g-2a Mar. 22 at Edmonton...Two-point efforts included two goals Mar. 14 at Dallas and Nov. 8 at Colorado; five 1g-1a outings, most recently Apr. 3 at Tampa Bay; and two two-assist games Mar. 15 at Phoenix and Dec. 19 at Detroit...Recorded season-high seven-game point-scoring streak Mar. 10-22 (8g-5a-13pts); had points in four straight Apr. 3-9 (2g-3a-5pts)...Notched three 3-game stretches: Mar. 3-7 (2g-1a-3pts), Dec. 19-23 (2g-3a-5pts) and Nov. 7-12 (4g); had points in back-to-back games Mar. 28-30 (1g-2a-3pts) and Nov. 1-3 (1g-1a-2pts)...Reached the 500pt mark in NHL career with goal Apr. 4 at Florida...Made season debut Oct. 21 at Los Angeles after missing 7 games with upper body injury suffered Sept. 30; also missed 9 games Jan. 13-30 with concussion, and was ill Dec. 17 at Boston...Served Flames as alternate captain.

## CAREER

**2012-13:** Saw action in 44 of 48 games during lockout-shortened season; missed three early-season matches Feb. 7-11 with lower body injury...Finished second on Flames (C. Glencross, 15) with 13 goals, second (L. Stempniak, 23) with 19 assists and tied for first (Stempniak) with 32 points...Notched 4pts, including fifth career hat trick/200th career NHL goal, Feb. 13 vs. Dallas...Matched career high with 3a Feb. 5 at Detroit; scored 2g Mar. 27 vs. Colorado and Mar. 3 vs. Vancouver...Had points in four straight games Feb. 24-Mar. 3 (4g-1a-5pts)...Played in his 600th career NHL contest Apr. 13 at Edmonton...**2011-12:** Split campaign between Montreal (38 games) and Calgary (28); traded for second time in NHL career...Returned to Flames' lineup Jan. 14 vs. Los Angeles for first game with club since 2008-09...Posted his 400th career NHL point with assist Dec. 13 vs. NY Islanders; reached the 500 games-played mark in NHL career Oct. 22 vs. Toronto...Notched season-high four-game point streak Feb. 11-18 (3g-1a-4pts)...Five multiple-point games included season-high 1g-2a-3pts Mar. 26 vs. Dallas and 2g Apr. 5 vs. Vancouver...Scored first NHL goal at Winnipeg's MTS Centre on Oct 9...**2010-11:** Completed campaign ranked second (T. Plekanec, 57) on Montreal with 47pts...Sixty-seven games played/28a were his most in three seasons with Montreal; missed 12 contests Jan. 21-Feb. 17 with upper body injury suffered Jan. 18 at Buffalo...Reached 200-assist mark in NHL career Mar. 8 vs. Boston...Recorded season-high 7-game point-scoring streak Dec. 4-19 (5g-3a-8pts); posted 11 two-point games...Recorded first career

# 23

**HEIGHT:** 5-9

**WEIGHT:** 190 LBS.

**SHOOTS:** LEFT

**BORN:** 06/08/1982

RICHMOND HILL, ONT.

**SEASON:** 12TH NHL/1ST NJ

**DRAFTED:** LOS ANGELES'

3RD CHOICE (2ND ROUND),

49TH OVERALL, IN 2001

ENTRY DRAFT

penalty shot score Dec. 16 vs. Boston's T. Thomas...Made season debut/notched 2g Oct. 9 at Pittsburgh...Missed 2 games Jan. 11-12 with virus...Matched post-season career-high with 1g-2a-3pts Apr. 21 vs. Boston...**2009-10:** Recorded 26g-24a-50pts and career-high plus-seven mark in 65 appearances during first season with Montreal; scored 18 of his 26g on home ice...Finished second on Habs (B. Gionta, 28) with 26g; was third with 50pts...Goal-total included two hat tricks: 3g Dec. 4 vs. Boston and 3g-1a-4pts Oct. 24 vs. NY Rangers...Also had 2g-2a-4pts Jan. 23 vs. NY Rangers and 2g Nov. 21 vs. Detroit...Totals included season-high 6-game point-scoring stretch Dec. 21-31 (2g-5a-7pts), as well as two 5-game streaks: Jan. 17-26 (5g-1a-6pts) and Oct. 17-26 (5g-3a-8pts)...Named NHL Second Star of the Week Oct. 19-25; posted 4g-2a-6pts...Scored 20,000th goal in Canadiens' history (NHA & NHL) Dec. 28 at Ottawa...Saw action in his 400th career NHL contest Dec. 17 vs. Minnesota; recorded his 300th point with goal Oct. 30 at Chicago...Missed 17 games Feb. 2-Mar. 22 with knee injury...Recorded 13g-6a-19pts en-route to Eastern Conference Finals...Led NHL with 13g; was tied for fifth with four power play goals and tied for third with three game-winning goals...Set post-season career highs with 3a Apr. 17 at Washington, as well as 6-game point-streak Apr. 15-26 (5g-5a-10pts)...**2008-09:** Matched career high with 81 games played (2006-07); established career highs with 39g/82pts...Led club in goals; was second with 43a/82pts (J. Iginla, 54a/89pts) during lone season of first stint in Calgary...Also led club/tied for second in NHL (A. Ovechkin, Wsh.) with career-high 19 PPG; was first on squad with 6 GW tallies...Appeared in his 300th career NHL game Nov. 13 at San Jose...Recorded career-high 2g-3a-5pts Dec. 31 vs. Edmonton...Posted two hat tricks: Jan. 28 vs. Buffalo and Nov. 27 at Vancouver, including 100th career goal...Three-point efforts included 2g-1a in season finale Apr. 11 vs. Edmonton, as well as four 1g-2a outings, most recently Mar. 23 vs. Detroit...Also had four two-goal games, most recently Feb. 27 vs. Minnesota...Established career high with points in eight straight games Jan. 8-30 (11g-3a-14pts)...Named NHL's Second Star of the Week with 6pt performance Jan. 12-18...**2007-08:** Playing time during fourth/final season with Los Angeles was limited to just 63 games; missed 17 contests Dec. 26-Feb. 2 with rib injury...Notched his 200th career NHL point with goal Mar. 2 at Minnesota...Reached the 100a mark in NHL career Feb. 9 at Pittsburgh...Posted season-high 5-game point-scoring streak Feb. 21-Mar. 2 (3g-6a-9pts)...Notched four 3pt games, most recently in back-to-back contests: 3a Feb. 21 vs. St. Louis and 1g-2a Feb. 23 vs.

## VS. NHL

	GP	G	A	PTS	PIM		GP	G	A	PTS	PIM		GP	G	A	PTS	PIM
ANA	40	15	18	33	22	DET	24	9	16	25	12	OTT	19	7	9	16	2
ARI	45	15	21	36	26	EDM	33	12	14	26	14	PHI	14	4	4	8	4
BOS	16	7	7	14	5	FLA	15	5	4	9	4	PIT	14	5	4	9	4
BUF	16	6	3	9	8	LA	18	9	5	14	10	SJ	39	11	15	26	14
CGY	14	6	4	10	10	MIN	29	7	10	17	12	STL	31	13	10	23	21
CAR	14	5	4	9	6	MTL	7	1	2	3	2	TB	13	3	5	8	10
CHI	26	8	8	16	14	NSH	26	11	9	20	14	TOR	17	4	6	10	12
COL	30	14	15	29	22	NJ	13	2	7	9	6	VAN	33	13	12	25	14
CBJ	23	9	9	18	18	NYI	13	3	7	10	6	WSH	11	5	5	10	6
DAL	47	16	16	32	32	NYR	13	7	9	16	4	WPG	16	4	8	12	6

YEAR	TEAM	LEAGUE	REGULAR SEASON											PLAYOFFS					
			GP	G	A	PTS	+/-	PIM	PP	SH	GW	GT	S	GP	G	A	PTS	PIM	
1996-97	Toronto	GTHL	-	-	-	-	-	-	-	-	-	-	-	-	-	-	-	-	-
1997-98	Bramalea	OPJHL	46	36	52	88	-	30	-	-	-	-	-	-	-	-	-	-	-
1998-99	Bramalea	OPJHL	41	31	72	103	-	51	-	-	-	-	-	-	-	-	-	-	-
1999-00	Michigan	CCHA	39	13	13	26	-	32	-	-	-	-	-	-	-	-	-	-	-
2000-01	Michigan	CCHA	42	*29	32	61	-	24	-	-	-	-	-	-	-	-	-	-	-
	Canada	WJC-A	7	4	2	6	-	2	-	-	-	-	-	-	-	-	-	-	-
2001-02	Michigan	CCHA	29	23	21	44	-	28	-	-	-	-	-	-	-	-	-	-	-
	Canada	WJC-A	7	*7	4	*11	-	10	-	-	-	-	-	-	-	-	-	-	-
2002-03	Los Angeles	NHL	28	5	3	8	-	4	-	22	2	0	2	0	40	-	-	-	-
	Manchester	AHL	13	5	15	20	-	12	-	-	-	-	-	-	-	-	-	-	-
2003-04	Los Angeles	NHL	31	9	6	15	-	1	-	20	2	0	2	0	53	-	-	-	-
	Manchester	AHL	41	20	19	39	-	28	-	-	-	-	-	-	-	-	-	-	-
2004-05	Manchester	AHL	79	*46	63	109	-	60	-	-	-	-	-	-	-	-	-	-	-
2005-06	Los Angeles	NHL	80	26	29	55	-	14	-	50	15	0	4	-	206	-	-	-	-
	Canada	WC-A	8	1	4	5	-	4	-	-	-	-	-	-	-	-	-	-	-
2006-07	Los Angeles	NHL	81	34	46	80	-	5	-	48	16	0	5	-	299	-	-	-	-
	Canada	WC-A	9	4	3	7	-	6	-	-	-	-	-	-	-	-	-	-	-
2007-08	Los Angeles	NHL	63	19	28	47	-	14	-	30	10	0	1	-	210	-	-	-	-
2008-09	Calgary	NHL	81	39	43	82	-	44	-	19	0	6	-	-	255	6	1	2	3
2009-10	Montreal	NHL	65	26	24	50	-	7	-	16	4	0	4	-	218	19	*13	6	19
2010-11	Montreal	NHL	67	19	28	47	-	2	-	33	7	0	2	-	193	7	3	7	10
2011-12	Montreal	NHL	38	9	13	22	-	6	-	10	1	0	2	-	111	-	-	-	-
2012-13	Calgary	NHL	28	11	8	19	-	4	-	16	2	0	2	-	64	-	-	-	-
2012-13	Calgary	NHL	44	13	19	32	-	15	-	25	5	0	3	-	102	-	-	-	-
2013-14	Calgary	NHL	63	26	19	45	-	13	-	26	6	0	8	-	191	-	-	-	-
<b>NHL TOTALS</b>			<b>669</b>	<b>236</b>	<b>266</b>	<b>502</b>	<b>59</b>	<b>340</b>	<b>89</b>	<b>0</b>	<b>41</b>	<b>0</b>	<b>1942</b>	<b>32</b>	<b>17</b>	<b>15</b>	<b>32</b>	<b>8</b>	

OPJHL Rookie of the Year (1998) • CCHA First All-Star Team (2001) • NCAA West All-American Team (2001) • CCHA Second All-Star Team (2002) • CCHA Tournament MVP (2002) • NCAA West First All-Star Team (2002) • WJC-A Most Valuable Player (2002) • WJC-A Best Forward (2002) • WJC-A All-Star Team (2002) • AHL Second All-Star Team (2005) • Played in AHL All-Star Game (2005) • Won Willie Marshall Award (AHL Top Goal-Scorer) (2005)

\*Led League  
Traded to Calgary by Los Angeles with Calgary's second-round choice (previously acquired-Mitch Wahl) in 2008 Entry Draft for Calgary's first-round choice (later traded to Anaheim-Jake Gardiner) in 2008 Entry Draft and Calgary's second-round choice (later traded to Carolina-Brian Dumoulin) in 2009 Entry Draft. June 20, 2008. Signed as a free agent by Montreal, July 1, 2009. Traded to Calgary by Montreal with Kam Raman and Montreal's fifth-round choice (Ryan Culkin) in 2012 Entry Draft for Rene Bourque, Patrick Holland and Calgary's second-round choice (Zachary Fucale) in 2013 Entry Draft. January 12, 2012. Signed as a free agent by DEVILS. July 1, 2014



23 MIKE GAMMALLERI | LW



Chicago...Recorded two 2g efforts in first ten appearances: Oct. 23 vs. Nashville and NHL's first goal of season Sept. 29 vs. Anaheim (London, UK)...**2006-07:** Led Los Angeles with 46a/80pts, 16 PPG and career-high 299 shots on goal...Recorded 19 of 34g on home ice; posted 45 of 80pts on the road...Played in his 200th career NHL contest Feb. 22 vs. Vancouver; reached the 100pt mark Nov. 27 vs. New Jersey...Numbers included points in eight straight appearances Jan. 20-Feb. 10 (5g-8a-13pts); had 6-game point-scoring streak through Feb. 3 (4g-5a-9pts), but missed Feb. 6 contest at Tampa Bay with strained muscle...Also had points in six straight Feb. 17-Mar. 3 (4g-7a-11pts)...Led club with 21 multiple-point games, including season-high 2g-2a-4pts Feb. 3 at Florida...Recorded three 3pt games: 3a Feb. 24 vs. Colorado, 1g-2a Feb. 18 at Anaheim and 3a Nov. 7 at Colorado...Posted 2g on four occasions, most recently Mar. 18 at Anaheim...Recipient of Bill Libby Memorial Award as Team MVP, as voted on by local media...Played for Team Canada at the 2007 World Championships in Moscow, Rus.; scored 4g-3a-7pts en-route to country's 9-0-0 mark and Gold Medal...**2005-06:** Appeared in 80 games for Los Angeles, including season-high 79 straight games Oct. 11 through Apr. 17 season finale; spent entire season in NHL for first time in pro career...Played in his 100th career NHL contest Jan. 5 vs. Phoenix...Led club with 26g, 15 PPG and 206 shots on goal...Notched nine multiple-point games, including season-high 1g-2a-3pts Dec. 29 at Phoenix; also had two 2g games: Jan. 28 vs. Anaheim and Dec. 21 at Calgary...Recorded three 5-game point-scoring streaks over a 19-game span Dec. 21-Jan. 30 (10g-9a-19pts); Dec. 21-29 (6g-2a-8pts), Jan. 2-12 (1g-4a-5pts) and Jan. 23-30 (3g-3a-6pts)...Represented Canada at World Championships in Riga, Lat.; posted 1g-4a-5pts...**2004-05:** Spent lockout season with Manchester (AHL) for last minor league stint of career; helped lead club to first-place finish in Atlantic Division...Named to league's Second All-Star Team and participated in its All-Star Classic...Led AHL with 46g; was recipient of Willie Marshall Award...Led club/finished second in league (J. Spezza, Bin., 117) with 109pts...Opened campaign with 20g in his first 22 games...**2003-04:** Split campaign between Los Angeles (31 games) and Manchester (41)...Made NHL season debut Oct. 30 vs. Vancouver; began campaign on Injured Reserve List after sustaining sprained knee Sept. 21 in pre-season game vs. San Jose...Had 4-game point-scoring streak Dec. 6-11 (3g-2a-5pts); recorded 2g twice over a 5-game span Nov. 29-Dec. 6...**2002-03:** Began first pro season with Manchester; posted 14pts in first nine AHL games prior to Nov. 7 call-up to Los Angeles...Had points in back-to-back games twice: Dec. 26-29 (1g-2a-3pts) and Nov. 30-Dec. 5 (2g)...**OTHER:** Represented Canada at 2001/2002 World Junior Championships, leading the tournament with 7g (tie)/11pts in 2002...Spent three seasons, 1999-00 through 2001-02, at Michigan (CCHA), compiling 65g-66a-131pts in 110 games...Led conference with 29g in 2000-01...Named to 2001 CCHA First All-Star Team, 2001 NCAA West Second All-American Team, 2002 CCHA Second All-Star Team and 2002 NCAA West First All-American Team.

**HIGHLIGHTS**

1st NHL GP: 11/8/02, LA 3 @ Ott. 2 • 1st NHL Goal: 11/16/02, LA 4 @ Edm. 1 vs. T. Salo • 1st NHL Assist: 11/8/02, LA 3 @ Ott. 2 • 500th NHL Point: 4/4/14, Cgy. 2 @ Fla. 1 (g vs. R. Luongo) • Most Goals in Game: 3; 5 times, last time 2/13/13, Dal. 4 @ Cgy. 7 • Most Assists in Game: 3; 5 times, last time 2/5/13, Cgy. 4 @ Def. 1 • Most Pts. in Game: 5; 12/31/08, Cgy. 6 @ Edm. 4 (2g-3a) • Most PIM in Game: 12; 3/26/09, Cgy. 0 @ CBJ 5 (min., misc.) • Most Shots in Game: 9; 1/7/10, Fla. 0 @ Mtl. 2; 3/12/07, Edm. 1 @ LA 5; 11/5/05, Nsh. 2 @ LA 3 (SO) • GP Streak: 134; 10/11/05-4/17/06 (79); 10/6/06-2/3/07 (55) • Goal-Scoring Streak: 5; 12/21-29/05 (6g) • Assist-Scoring Streak: 4; 6 times, last time 11/6-13/10 (4a) • Point-Scoring Streak: 8; 1/8-30/09 (11g-3a-14pts) • Penalties: 160 min., 2 maj., 1 misc. • Multiple-Pt. Games: 89 2-pt. games, 21 3-pt. games, 4 4-pt. games, 1 5-pt. game • Shootouts: 11-41 (26.8%).

**PERSONAL**

Mike and his wife, Jennifer, have one daughter...The couple has been involved in numerous charities including *Starlight Children's* Foundation, World Vision and the *SickKids* Foundation in Toronto, among others...While with the Canadiens, he won the Jean Béliveau Trophy, a team award given annually to the player who "best exemplifies leadership qualities in the community" and organized "Cammy's Heroes" program to provide tickets to the military...He studied Sports Management and Communications at the University of Michigan...On Oct. 1, 2001, played in the "Cold War" outdoor game at Michigan Stadium against Michigan State...As a youngster, also enjoyed playing baseball, golf and soccer.

**HAT TRICKS**

NO.	DATE	SCORE	GOALTENDER(S)
1.	11/27/08	CALGARY 4 at Vancouver 3	Curtis Sanford
2.	1/28/09	Buffalo 2 at CALGARY 5	Ryan Miller
3.	10/24/09	NY Rangers 4 at MONTREAL 5 (OT)(GW)	Henrik Lundqvist
4.	12/04/09	Boston 1 at MONTREAL 5 (GW)	Tim Thomas
5.	2/13/13	Dallas 4 at CALGARY 7 (GW)	Richard Bachman (2), ENG

**PENALTY SHOTS**

DATE	OPPOSITION	RESULT	SCORE
12/16/10	vs. Tim Thomas, Bos.	SCORE	Bos. 3 @ Mtl. 4

# Power. Play.

EcoBoost® technology\* and Intelligent 4WD.†



An official vehicle of the New Jersey Devils

**EXPLORER**



Go Further

tristateford.com

\*Available option.

# RYAN CARTER | LW

**LAST SEASON:** Received the Devils' Players' Player Award, as voted on by his teammates; was honored at Apr. 8 awards presentation...Established new career highs with seven goals, including two game-winners: Apr. 4 vs. Washington and Jan. 21 vs. St. Louis...Also set career high with 69 shots on goal...Notched lone multiple-point game with third career two-goal outing/eighth career two-point game Nov. 12 at NY Rangers...Had points in back-to-back games Nov. 10-12 (2g-1a-3pts)...Appeared in his 300th career NHL game Oct. 4 vs. NY Islanders...Missed 19 games due to injury: three matches Mar. 15-20 (upper body); 14 games Dec. 2-31 (leg); and two contests Oct. 11-13 (upper body soreness)...Was a healthy "scratch" Oct. 8 at Vancouver.

## CAREER

**2012-13:** Established career highs with six goals (since surpassed)/nine assists/15 points, despite playing in just 44 games...Recorded points in career-high three straight games twice: Mar. 2-5 (4a) and Jan. 31-Feb. 3 (1g-3a-4pts)...Totals included three multiple-point games: 1g-1a-2pts Apr. 20 vs. Florida, 2a Mar. 4 at Toronto and 1g-1a-2pts Jan. 31 vs. NY Islanders...Notched first career shorthanded goal Mar. 29 at Tampa Bay...Appeared in his 100th game in a Devils' sweater Apr. 7 at Buffalo...Activated from Injured Reserve List Mar. 1: missed four contests Feb. 21-28 with upper body injury...Represented Bronze Medal-winning United States at 2013 World Championships (1g-1a-2pts), marking first-ever international action...**2011-12:** Saw action in 72 games overall, including seven with Florida and 65 with New Jersey; stats showed 4g-4a-8pts...Recorded points in back-to-back contests Mar. 29-31 (1g-1a-2pts) and Mar. 6-8 (1g-1a-2pts)...Posted season-high 1g-1a-2pts in his 200th career NHL game Nov. 19 at Tampa Bay...Returned to lineup Feb. 24 vs. Vancouver; activated/removed from I.R. List earlier that day...Missed 9 games Feb. 4-21 with non-displaced finger fracture suffered Feb. 2 vs. Montreal; was a healthy "scratch" Dec. 28 vs. Buffalo...Recorded first point in a Devils' sweater/of season with goal Nov. 12 at Washington...Made New Jersey debut Oct. 27 at Phoenix; claimed off waivers from Florida the previous day...Scoreless with six penalty minutes with Panthers; had 14g-21a-35pts and 191 PIM in 189 career games with Anaheim, Carolina and Florida at time of transaction...Was Devils' first waiver acquisition since S. Brookbank on Oct. 2, 2007...Appeared in 23 of 24 games for first post-season action since 2009; missed game four of Eastern Conference Semifinals vs. Philadelphia (Ill)...Established playoff career highs with 5g/seven points and two game-winning goals...Led squad with 3g during ECF vs. NY Rangers (tie w/Z. Parise), including GWG in game 5...**2010-11:** Began campaign with Anaheim; traded to Carolina, then Florida later in the season...Totalled 3g-6a-9pts with 66 PIM in 62 games overall...Totals included points in back-to-back games Dec. 4-10 (2a) and Nov. 5-7 (2a)...Missed 17 games with an upper body injury, as well as two contests with mild concussion...**2009-10:** Appeared in 38 games during third/final full season with Anaheim...Matched then-career highs with 4g and 9pts...Recorded 2g in Apr. 11 season finale vs. Edmonton and 2a Oct. 30 vs. Vancouver...Played in his 100th career NHL game/recorded season-high 9 PIM Jan. 14 at Los Angeles...Goal Oct. 14 vs. Minnesota marked his last career regular-season GW tally prior to joining New Jersey...Missed 3 games Oct. 21-26 with bruised foot and 22 contests Nov. 13-Dec. 26 with fractured right foot...**2008-09:** Set career highs with 48 games played (since surpassed), 6a (since surpassed); matched career best with 9pts (since surpassed)...Posted points in back-to-back games

# 20

**HEIGHT:** 6-2  
**WEIGHT:** 205 LBS.  
**SHOOTS:** LEFT

**BORN:** 08/03/1983  
**WHITE BEAR LAKE, MN**  
**SEASON:** 8TH NHL/4TH NJ

**DRAFTED:** NOT DRAFTED,  
**SIGNED AS FREE AGENT**

in first two appearances of season Oct. 12-14 (1g-1a-2pts)...Recorded lone GWG Nov. 2 vs. Calgary...Posted career-high 15 PIM Dec. 7 vs. Columbus (since surpassed)...Collected 2g-3a-5pts during third consecutive trip to Stanley Cup Playoffs...Notched first career NHL post-season goal in game 5 of WCQF at San Jose...**2007-08:** Split campaign between Anaheim and Portland (AHL) for last minor-league stint of career...Opened season on Ducks' roster; assigned to/recalled from AHL Pirates twice...Made NHL regular-season debut Sept. 30 in *Premiere 2007* against Los Angeles in London, UK; made post-season debut the previous season...Notched first two NHL goals/first career multiple-point game against future teammate M. Brodeur less than eight minutes apart in the first period Feb. 8 at New Jersey...Suffered fractured right wrist Feb. 20 vs. Colorado; missed 17 games before returning for regular-season finale Apr. 6 vs. Phoenix...Appeared in 13 AHL contests; stats included points in back-to-back games Nov. 23-24 (2a)...**2006-07:** Spent entire regular-season in Portland after signing free-agent contract with Ducks' organization July 12...Finished tied for third on Pirates with 16g; was tied for fourth with 20a/36pts...AHL totals showed three season-high three-game point-scoring streaks, most recently Mar. 18-23 (1g-2a-3pts) and seven season-high two-point efforts, most recently 2g Apr. 15 vs. Hartford...A member of Anaheim's Stanley Cup Championship team; appeared in four playoff games, including game 4 of SCF at Ottawa...Made NHL debut in game 4 of WCF vs. Detroit...**OTHER:** Spent two seasons, 2004-05 and 2005-06, at Minnesota St.-Mankato (WCHA); finished second on Mavericks with 19g and third with 35pts his final season...Thirty-four goals over the two seasons were tops on the squad...Also played two years with Green Bay (USHL).

## HIGHLIGHTS

1st NHL GP: 9/30/07, Ana, 1 @ LA 4 • 1st NHL Goal: 2/8/08, Ana, 2 @ NJ 1 vs. M. Brodeur • 1st NHL Assist: 12/19/07, Col, 1 @ Ana, 2 (OT) • 300th NHL GP: 10/4/13, NYI 4 @ NJ 3 (SO) • Most Goals in Game: 2; 11/12/13, NJ 3 @ NYR 2; 4/11/10, Edm, 2 @ Ana, 7; 2/8/08, Ana, 2 @ NJ 1 • Most Assists in Game: 2; 3/4/13, NJ 2 @ Tor, 4; 10/30/09, Van, 2 @ Ana, 7 • Most Pts. in Game: 2; 8 times, last time 11/12/13, NJ 3 @ NYR 2 (2g) • Most PIM in Game: 17; 12/26/11, NJ 2 @ Car, 4 (min., maj., game misc.) • Most Shots in Game: 6; 3/13/13, Phi, 2 @ NJ 5; 1/15/08, Dal, 2 @ Ana, 4 • GP Streak: 3g; 2/24-4/7/12 (23), 1/19-2/8/13 (16) • Goal-Scoring Streak: 2; 4/18-20/13 (2g); 2/8-10/08 (2g) • Assist-Scoring Streak: 3; 3/2-5/13 (4a); 1/31-2/3/13 (3a) • Point-Scoring Streak: 3; 3/2-5/13 (0g-4a-4pts); 1/31-2/3/13 (1g-3a-4pts) • Penalties: 103 min., 21 maj., 2 misc., 1 game misc. • Multiple-Pt. Games: 8-2-pt. games • Shootouts: 0-1 (0.0%).

## PERSONAL

Ryan and his wife, Erin, have two daughters: Natalie Claire, born August 5, 2014; and Margaret Jean, born on August 2, 2012...Enjoys the music of Chad "C.K." Brownlee, Carter's former college teammate at Minnesota State-Mankato, who started his country music career after one season in the ECHL...His favorite meal is breakfast, specifically Eggs Benedict, and *Anchorman* is his favorite movie...Sharing the experience in the locker room with his family and friends after winning the 2007 Stanley Cup with Anaheim ranks as his favorite hockey memory...First job was packing ice in a warehouse for Northstar Ice...Participates in the *Leave a Legacy* program, highlighting players who decided to stay home and play four years of Minnesota high school hockey.

## VS. NHL

ANA	GP	G	A	PTS	PIM	DET	GP	G	A	PTS	PIM	OTT	GP	G	A	PTS	PIM
ARI	12	1	0	1	2	EDM	10	2	1	3	12	PHI	18	1	1	2	10
BOS	15	0	0	0	8	FLA	13	1	3	4	2	PIT	18	1	2	3	33
BUF	14	0	1	1	11	LA	12	2	2	4	15	SJ	13	0	1	1	18
CGY	7	2	0	2	11	MIN	12	1	0	1	8	STL	8	1	0	1	9
CAR	11	2	0	2	23	MTL	9	0	2	2	2	TB	16	3	3	6	17
CHI	8	0	1	1	4	NSH	11	0	4	4	15	TOR	15	0	3	3	7
COL	10	1	1	2	2	NJ	6	2	0	2	2	VAN	7	0	2	2	2
CBJ	9	1	0	1	19	NYI	23	2	4	6	32	WSH	13	2	0	2	8
DAL	17	0	5	5	10	NYR	20	3	1	4	30	WPG	9	1	0	1	9

YEAR	TEAM	LEAGUE	REGULAR SEASON													PLAYOFFS				
			GP	G	A	PTS	+/-	PIM	PP	SH	GW	GT	S	GP	G	A	PTS	PIM		
2001-02	Green Bay	USHL	1	0	0	0	-	2	-	-	-	-	-	-	-	-	-	-		
2002-03	Green Bay	USHL	55	19	17	36	-	94	-	-	-	-	-	-	-	-	-	-		
2003-04	Green Bay	USHL	59	22	23	45	-	131	-	-	-	-	-	-	-	-	-	-		
2004-05	Minnesota State	WCHA	37	15	8	23	-	44	-	-	-	-	-	-	-	-	-	-		
2005-06	Minnesota State	WCHA	39	19	16	35	-	71	-	-	-	-	-	-	-	-	-	-		
2006-07	Portland	AHL	76	16	20	36	-	85	-	-	-	-	-	-	-	-	-	-		
2007-08	Anaheim	NHL	34	4	4	8	-2	36	0	0	1	-	56	4	0	0	0	6		
2008-09	Anaheim	NHL	38	4	5	9	0	31	0	0	1	-	38	-	-	-	-	-		
2009-10	Anaheim	NHL	48	3	6	9	3	52	0	0	1	-	40	10	2	3	5	0		
2010-11	Anaheim	NHL	18	1	2	3	4	22	0	0	0	-	23	-	-	-	-	-		
2011-12	Carolina	NHL	32	0	3	3	0	22	0	0	0	-	26	-	-	-	-	-		
2012-13	Florida	NHL	12	2	1	3	3	22	0	0	0	-	14	-	-	-	-	-		
2013-14	Florida	NHL	7	0	0	0	1	6	0	0	0	-	3	-	-	-	-	-		
	DEVILS	NHL	65	4	4	8	12	84	0	0	0	-	47	23	5	2	7	32		
	DEVILS	NHL	44	6	9	15	2	31	0	1	1	-	63	-	-	-	-	-		
	United States	WC-A	10	1	1	2	-	10	-	-	-	-	-	-	-	-	-	-		
	DEVILS	NHL	62	7	3	10	6	35	0	2	-	-	69	-	-	-	-	-		
	<b>DEVILS TOTALS</b>		<b>171</b>	<b>17</b>	<b>16</b>	<b>33</b>	<b>20</b>	<b>150</b>	<b>0</b>	<b>1</b>	<b>3</b>	<b>-</b>	<b>179</b>	<b>23</b>	<b>5</b>	<b>2</b>	<b>7</b>	<b>32</b>		
	<b>NHL TOTALS</b>		<b>360</b>	<b>31</b>	<b>37</b>	<b>68</b>	<b>21</b>	<b>341</b>	<b>0</b>	<b>1</b>	<b>6</b>	<b>-</b>	<b>379</b>	<b>43</b>	<b>7</b>	<b>5</b>	<b>12</b>	<b>38</b>		

Signed as a free agent by Anaheim, July 12, 2006. Traded to Carolina by Anaheim for Stefan Chaput and Matt Kennedy, November 23, 2010. Traded to Florida by Carolina with Carolina's fifth-round choice (later traded to Atlanta, later traded to San Jose-Sean Kuraly) in 2011 Entry Draft for Cory Stillman, February 24, 2011. Claimed off waivers by Devils from Florida, October 26, 2011.



# SCOTT CLEMMENSEN | G

**LAST SEASON:** Completed fifth/final season with Florida by appearing in 17 NHL contests; total included 14 starts and three relief efforts...Replaced T. Thomas Feb. 7 at Carolina (35:24, 18 shots/1 GA) and Nov. 30 vs. Pittsburgh (20:00, 9 shots/1 GA); relieved J. Markstrom in season opener Oct. 10 at Tampa Bay (10:46, 4 shots, 1 GA)...Started seven of eight games Dec. 13-29; was 5-2-0, with a .913 save percentage and 2.41 goals-against average during stretch...Recorded season-high four-game winning streak Dec. 13-19; stats showed .943 save % and 1.47 GAA during that span...Faced season-high 40 shots/made season-high 36 saves Apr. 1 in 4-2 loss at NY Islanders...Saw action in 11 games over four stints with San Antonio (AHL)...Signed free-agent contract July 1, 2014; is looking to become just the second player (P. Rheaume) to appear in a Devils' sweater over three stints.

## CAREER

**2012-13:** Saw action in 19 games, including 13 starts and six relief efforts; was replaced by J. Theodore Feb. 28 vs. Buffalo (16:46, 10 shots, 3 GA)...Relief appearances included 0:52 of second-period action Apr. 6 vs. Washington (0 shots)...Was 2-0-2 over four decisions Feb. 5-26; posted .893 save percentage and 3.07 goals-against average...Faced season-high 41 shots/made season-high 40 saves Apr. 7 in 2-1 win vs. Ottawa...**2011-12:** Made 25 starts and five relief efforts...Was replaced Feb. 15 vs. Ottawa (L, 33:53, 16 shots/4 GA), Feb. 4 at Tampa Bay (L, 53:18, 32 shots/5 GA) and Dec. 30 vs. NY Rangers (L, 15:37, 14 shots/3 GA); returned Feb. 4...Fourteen victories were his most in five seasons in a Panthers' sweater...Saw 1:31 of second-period action Apr. 5 at Washington (1 shot/0 GA)...Won first three starts Nov. 15-Dec. 5; stats included one shutout, .916 save % and 2.33 GAA...Notched seventh career ShO in first start of season Nov. 15 in 6-0 decision at Dallas (25 saves)...Was 3-0-2 through first five starts/decisions Nov. 15-Dec. 22; stretch included one relief appearance/no decision, 1 ShO, .907 save % and 2.41 GAA...Also 3-0-2 over five starts/decisions Jan. 16-Feb. 3 (.939 save % and 1.90 GAA)...Faced career-high (tie) 44 shots/made season-high 41 saves Jan. 21 in 4-3 shootout victory at Winnipeg...Played in three post-season matches vs. New Jersey in Eastern Conference Quarterfinals; earned first post-season victory in game three at Prudential Center (19 saves)...Assigned to San Antonio (AHL) Nov. 3-7; made lone AHL appearance Nov. 5 in 6-1 victory over Toronto (31 saves)...**2010-11:** Games-played total (31) was his most in five seasons with Florida and included 26 starts...Was replaced by J. Markstrom Jan. 23 at New Jersey (20:00, 8 shots/2 GA); replaced T. Vokoun after regulation play during 2-1 SO loss Mar. 27 at Pittsburgh (5:00, 4 shots/0 GA + 1/3 SO)...Was 2-0-4 over six decisions Mar. 6-29 (1 ShO, .924 save % and 2.06 GAA); notched sixth career ShO Mar. 17 in 4-0 win over Toronto (24 saves)...Faced season-high 42 shots twice: Dec. 27 in 3-2 SO loss vs. Boston (1/2 SO)/Nov. 13 in 5-2 loss at Pittsburgh...Reached the 100 games-played mark in NHL career Dec. 27...Made season-high 40 saves twice: Dec. 27 and Dec. 4 in 2-1 SO win at Phoenix (3/5 SO)...**2009-10:** Appeared in 23 contests during first season with Florida, including 20 starts and 3 games in relief; was replaced twice...Dressed, but did not play in 21 consecutive matches Dec. 31-Feb.

# 40

HEIGHT: 6-2

WEIGHT: 200 LBS.

CATCHES: LEFT

BORN: 07/23/1977

DES MOINES, IA

SEASON: 10TH NHL/4TH NJ

DRAFTED: NEW JERSEY'S  
7TH CHOICE (8TH ROUND),  
21STH OVERALL, IN 1997  
ENTRY DRAFT

13...Was 3-0-1 in four decisions Mar. 21-Apr. 1; recorded 1 ShO, .956 save % and 1.50 GAA...Notched first ShO with Florida in 1-0 victory Apr. 1 at Boston (36 saves)...Faced career-high (tie) 44 shots/made career-high 42 saves Apr. 8 in 3-2 win vs. New Jersey; also made 42 stops Mar. 23 in 4-1 decision at Toronto...Picked up first win in a Panthers' sweater in first start with 4-2 decision Oct. 16 vs. Philadelphia (25 saves)...Represented Team USA at World Championships in Cologne/Manneheim/Gelsenkirchen, Ger.; finished 3-3-0 with 1 ShO and 1.56 GAA...**2008-09:** Split campaign between Lowell (AHL, 12 games) and New Jersey (40)...Total included 39 starts and one relief appearance; was relieved once...Career-high 40 games played included career-high 13 straight starts/appearances Dec. 16-Jan. 8; was 7-5-1, with .921 save % and 2.20 GAA during stretch...Saw all action over a 47-game stretch Nov. 9-Feb. 21...Played third period/replaced K. Weekes Nov. 12 vs. NY Rangers (20:00, 17 shots/1 GA)...Replaced by Weekes Jan. 8 vs. Atlanta (L, 40:00, 19 shots/3 GA)...Only goaltender in New Jersey history other than M. Brodeur to reach 25 wins in a season...Notched career-high 7-game winning streak Jan. 13-30; posted .926 save % and 1.98 GAA...Posted back-to-back ShO with 3-0 decision Feb. 9 vs. NY Rangers (27 saves) and 1-0 victory Feb. 13 vs. Boston (31 saves); is franchise's only goaltender other than Brodeur to accomplish feat...Faced season-high 43 shots/made season-high 40 saves (+ENG) in 4-2 loss Dec. 31 at Dallas...Made NHL season debut in 2-1 loss Nov. 9 vs. Edmonton (26 saves) for first action with squad since Apr. 8, 2007...Recalled from Lowell Nov. 3 under emergency conditions...Made season debut with AHL Devils Oct. 8 at Providence; picked up first victory of campaign with season-high 43 shots/39 saves in second start Oct. 11 vs. Worcester...Represented home country at World Championship tourney, but did not see any action...**2007-08:** Saw action in 40 AHL games and three NHL matches during lone season with Leafs' organization...Made all three NHL appearances over a six-day stretch Dec. 29-Jan. 3, including first appearance Dec. 29 vs. NY Rangers in relief of A. Raycroft (29:29, 5 shots/1GA)...Started twice: 4-3 SO win Jan. 1 vs. Tampa Bay (30 saves + 2/3 SO) and 6-2 loss Jan. 3 at Pittsburgh (24 saves)...Began Marlies' career with 8-game win streak Oct. 6-Nov. 16 (.905 save % and 2.51 GAA)...**2006-07:** Appeared in six NHL games overall, including four starts; served as Brodeur's backup on 78 occasions...Finished 1-1-2, with two relief appearances/no

## VS. NHL

ANA	MINS	GA	SO	GAA	W-L-O/T	MTL	MINS	GA	SO	GAA	W-L-O/T
ARI	59	4	0	4.07	0-1-0	NSH	573	17	0	1.78	8-1-0
BOS	65	1	0	0.92	1-0-0	NJ	362	15	0	2.49	2-2-2
BUF	774	31	2	2.40	5-5-2	NYI	323	11	0	2.04	4-1-0
CGY	237	13	0	3.29	2-0-1	NYR	479	22	0	2.76	1-4-2
CAR	0	0	0	0.00	0-0-0	OIT	628	32	1	3.06	3-5-2
CHI	605	31	0	3.07	3-6-0	PHI	544	27	0	2.98	5-3-1
COL	60	6	0	6.00	0-1-0	PIT	471	20	0	2.55	5-1-1
CBJ	65	5	0	4.62	1-0-0	SJ	850	35	1	2.47	6-6-2
DAL	124	6	0	2.90	0-1-1	STL	120	8	0	4.00	2-0-0
DET	205	8	1	2.34	2-1-0	TB	60	3	0	3.00	1-0-0
EDM	245	11	0	2.69	1-2-1	TOR	628	36	0	3.44	5-4-1
FLA	59	2	0	2.03	0-1-0	VAN	429	16	1	2.24	3-2-2
LA	183	7	0	2.30	2-1-0	WSH	120	4	0	2.00	2-0-0
MIN	119	4	0	2.02	1-1-0	WPG	1036	63	0	3.65	5-7-3
	0	0	0	0.00	0-0-0		539	22	1	2.45	3-3-2

YEAR	TEAM	LEAGUE	REGULAR SEASON										PLAYOFFS						
			GP	W	L	O/T	MIN	GA	SO	AVG	GP	W	L	MIN	GA	SO	AVG		
1995-96	Des Moines	USHL	20	10	7	1	1082	62	0	3.44	-	-	-	-	-	-	-		
1996-97	Des Moines	USHL	36	22	9	2	2042	111	1	3.26	4	1	2	200	9	1	2.70		
1997-98	Boston College	HE	37	24	9	4	2205	102	*4	2.78	-	-	-	-	-	-	-		
1998-99	Boston College	HE	*42	26	12	4	*2507	120	1	2.87	-	-	-	-	-	-	-		
1999-00	Boston College	HE	29	19	7	0	1610	59	*5	2.20	-	-	-	-	-	-	-		
2000-01	Boston College	HE	*39	*30	7	2	*2312	82	3	2.13	-	-	-	-	-	-	-		
2001-02	DEVILS	NHL	2	0	0	0	20	1	0	3.00	-	-	-	-	-	-	-		
	Albany	AHL	29	5	19	4	1677	92	0	3.29	-	-	-	-	-	-	-		
2002-03	Albany	AHL	47	12	24	8	2694	119	1	2.65	-	-	-	-	-	-	-		
2003-04	Albany	AHL	22	5	12	4	1309	67	0	3.07	-	-	-	-	-	-	-		
	DEVILS	NHL	4	3	1	0	238	4	2	1.01	-	-	-	-	-	-	-		
2004-05	Albany	AHL	46	13	25	5	2645	124	2	2.81	-	-	-	-	-	-	-		
2005-06	DEVILS	NHL	13	3	4	2	627	35	0	3.35	1	0	0	7	0	0	0.00		
	Albany	AHL	1	0	1	0	59	5	0	5.05	-	-	-	-	-	-	-		
2006-07	DEVILS	NHL	1	1	1	2	305	16	0	3.15	-	-	-	-	-	-	-		
	Lowell	AHL	1	0	0	0	60	0	1	0.00	-	-	-	-	-	-	-		
2007-08	Toronto	AHL	40	23	14	2	2343	96	1	2.44	17	8	9	992	50	0	3.02		
	Toronto	NHL	3	1	1	0	154	10	0	3.90	-	-	-	-	-	-	-		
2008-09	DEVILS	NHL	40	25	13	1	2356	94	2	2.39	-	-	-	-	-	-	-		
	Lowell	AHL	12	6	5	1	707	40	0	3.39	-	-	-	-	-	-	-		
	United States	WC-A	-	-	-	-	-	-	-	-	-	-	-	-	-	-	-		
2009-10	Florida	NHL	23	9	8	2	1215	59	1	2.91	-	-	-	-	-	-	-		
	United States	WC-A	6	3	3	0	347	9	0	1.56	-	-	-	-	-	-	-		
2010-11	Florida	NHL	31	8	11	7	1696	74	1	2.62	-	-	-	-	-	-	-		
2011-12	Florida	NHL	30	14	6	6	1566	67	1	2.57	3	1	2	179	7	0	2.35		
	San Antonio	AHL	1	1	0	0	60	1	0	1.00	-	-	-	-	-	-	-		
2012-13	Florida	NHL	19	3	7	2	866	53	0	3.67	-	-	-	-	-	-	-		
2013-14	San Antonio	AHL	11	4	7	0	652	31	1	2.85	-	-	-	-	-	-	-		
	Florida	NHL	17	6	7	1	914	47	0	3.09	-	-	-	-	-	-	-		
	DEVILS TOTALS		65	32	19	5	3546	150	4	2.54	1	0	0	7	0	0	0.00		
	NHL TOTALS		188	73	59	23	9957	460	7	2.77	4	1	2	186	7	0	2.26		

Hockey East All-Rookie Team (1998) • NCAA Championship All-Tournament Team (2001)

\*Led League

Signed as a free agent by Toronto, July 6, 2007. Signed as a free agent by DEVILS, July 10, 2008. Signed as a free agent by Florida, July 1, 2009. Signed as a free agent by DEVILS, July 1, 2014.

40  
SCOTT CLEMMENSEN | G



decisions: Mar. 17 vs. Carolina (31:51, 18 shots/15 saves) and Oct. 21 vs. Ottawa (26:03, 12 shots/10 saves)...Picked up lone victory Feb. 25 in 3-2 decision at Washington (23 saves)...Picked up 3-0 win with Lowell (AHL) during 1-day conditioning assignment Feb. 21 at Worcester (35 saves)...**2005-06:** Played in 13 NHL games and one AHL contest...Total appearances more than doubled his career total entering 2005-06; stats included nine starts and four relief appearances...Made six consecutive starts Oct. 28-Nov. 8 during injury to Brodeur; never had more than one straight start prior...Faced career-high 44 shots (since tied)/made season-high 39 saves Dec. 6 at Detroit...Assigned to/recalled from Albany (AHL) Jan. 29-30; took 5-4 loss Jan. 29 at Hartford for lone AHL appearance...Posted 5-4 SO victory Oct. 29 at Boston (27 saves + 2/3 SO) in club's first-ever SO...Made first start of season and picked up 3-2 win Oct. 28 vs. Buffalo (25 saves)...Made season debut in third period Oct. 15 vs. Carolina (5 saves)...**2004-05:** Led Albany with 46 games played, 2645 minutes, .916 save % and 2.81 GAA...Posted season-high 3-game winning streak December 4-11...Faced 40-plus shots on ten occasions, including season-high 51 shots Mar. 9 at Hamilton...**2003-04:** Appeared/started in four NHL games during his third pro season; also saw action in 22 AHL games...Posted his 2nd ShO of season/career with 5-0 decision Mar. 26 at Atlanta (18 saves)...Made first career NHL start/first NHL appearance of season with 3-0 decision Jan. 20 at Pittsburgh (25 saves) for 1st ShO of campaign/career...Became just 16th netminder in the modern era to record a ShO in his first NHL start...Began season with Albany; was 5-12-4 with .902 save % and 3.07 GAA...Made AHL season-high 45 saves/faced 46 shots Oct. 29 vs. Hartford...Recalled from Albany twice: Nov. 19 and Jan. 20...**2002-03:** Spent entire season with Albany; played in career-high 47 professional games...Did not see any NHL action despite being recalled on two occasions: Dec. 10 and Apr. 2...Recorded first pro ShO Nov. 8 at Springfield...**2001-02:** Earned spot on Devils' season-opening roster...Saw action during two NHL relief appearances...Made NHL debut Oct. 6 in season opener at Washington; allowed one goal on 5 shots in 20:00...Game marked just the third time in team history that three rookies (J. Boumedienne & A. Salomonsson) made their NHL debuts in the same game; joined V. Fetisov, N. Brady, S. Starikov (Oct. 5, '89); and M. Wilson, U. Hiemer, K. Muller (Oct. 12, '84)...Also saw 0:19 of action Nov. 3 vs. Boston...Became one of just eight New Jersey draft choices selected 200th or lower to appear in a game in the team's sweater; joined D. Dorion, A. Kasatonov, C. Schwab, A. Semak, A. Stewart, S. Sullivan and V. Zelepukin...**OTHER:** Played four seasons with Boston College...Led Eagles to 2001 Hockey East and NCAA Championships...Named to NCAA All-Tournament Team his last season...Led Hockey East in games played twice, victories once, minutes twice and shutouts twice...Drafted after playing two seasons with Des Moines (USHL)...Teammates included NHLer E. Cole.

## HIGHLIGHTS

1st NHL GP: 10/6/01, NJ 1 @ Wsh. 6 (4 saves) • 1st NHL Start/Win/ShO: 1/20/04, NJ 3 @ Pit. 0 (25 saves) • 1st NHL Assist: 2/23/11, Fla. 1 @ Ott. 5 • Most Shots Against in Game: 44; 4 times, last time 1/21/12, Fla. 4 @ Wpg. 3 (SO) • Most Saves in Game: 42; 4/8/10, NJ 2 @ Fla. 3; 3/23/10, Fla. 4 @ Tor. 1 • Longest Unbeaten Streak: 8; 12/4-21/08 (7-0-1, 2.07 GAA, .925 save %) • Longest Winning Streak: 7; 1/13-30/09 (1.98 GAA, .926 save %) • Longest ShO Streak: 149:54; 2/7 (25:23), 2/9 (59:57), 2/13 (60:00), 2/15/09 (4:34) • GP Streak: 13; 12/16/08-1/8/09 • Start Streak: 13; 12/16/08-1/8/09 • Penalties: 2 min. • Multiple-Pt. Games: None • Shootouts: 36-95 (37.9%).

## PERSONAL

Scott and his wife, Vanessa, have two daughters; the family spends the off-season in Saratoga, NY...Enjoys reading, lists *Friday Night Lights* and *Catch Me If You Can* as his favorite books...Lists water sports among his hobbies...His favorite movie is *Hoosiers* and favorite TV show is *Seinfeld*...Has worn a parrot on his goalie helmet because he is a big fan of Jimmy Buffett, whose fans are called "parrotheads"...First job was working in the fulfillment center of an advertising agency...Is good friends with current teammate Stephen Gionta and his brother, Brian, who were his teammates at Boston College...Was nicknamed "Dr. Zero" at B.C. for holding the school's single-season and career marks for shutouts; lists winning the 2001 NCAA National Championship as his favorite hockey memory.

## SHUTOUTS

NO.	DATE	SCORE	NO.	DATE	SCORE
1.	1/20/04	DEVILS 3 at Pittsburgh 0	5.	4/01/10	FLORIDA 1 at Boston 0
2.	3/26/04	DEVILS 5 at Atlanta 0	6.	3/17/11	Toronto 0 at FLORIDA 4
3.	2/09/09	NY Rangers 0 at DEVILS 3	7.	11/15/11	FLORIDA 6 at Dallas 0
4.	2/13/09	Boston 0 at Devils 1			

## PENALTY SHOTS

DATE	OPPOSITION	RESULT	SCORE
11/23/08	vs. Ryan Malone, TB	Score	NJ 7 @ TB 3
2/07/09	vs. Patrick O'Sullivan, LA	Score	LA 3 @ NJ 1
4/08/11	vs. Vincent Lecavalier, TB	Score	Fla. 2 @ TB 4

# for never giving in.

*Sweat. Heart. Victory. You know what it takes to get there. That's why we're proud to be the Official Bank of the New Jersey Devils.*

*Visit our branch and ATMs inside Prudential Center. [pnc.com](http://pnc.com)*

for the achiever in you™



©2014 The PNC Financial Services Group, Inc. All rights reserved.  
PNC Bank, National Association. Member FDIC



# 29

**HEIGHT:** 6-3  
**WEIGHT:** 225 LBS.  
**SHOOTS:** LEFT

**BORN:** 09/30/1982  
**ST. JOHN'S, NFLD.**  
**SEASON:** 10TH NHL/2ND NJ

**DRAFTED:** SAN JOSE'S  
5TH CHOICE (6TH ROUND),  
175TH OVERALL, IN 2001  
ENTRY DRAFT

## RYANE CLOWE | LW

**LAST SEASON:** Injuries during first season with New Jersey/ninth NHL campaign limited playing time to just 43 games and production to 26 points...Played in season-high 37 consecutive contests Dec. 27-Mar. 31; recorded 7g-18a-25pts during stretch...Posted season-high five-game point-scoring streak Jan. 7-14 (1g-6a-7pts)...Also had points in three straight Mar. 4-8 (3a); and points in back-to-back games three times: Mar. 23-27 (1g-1a-2pts), Feb. 27-Mar. 1 (2g-1a-3pts) and Jan. 18-21 (2g-1a-3pts)...Recorded five multiple-point games, including three times over a 4-game stretch Jan. 12-18 (2g-4a-6pts)...Collected season-high 1g-2a-3pts Mar. 31 vs. Florida...Posted three 1g-1a-2pt games: Mar. 1 at NY Islanders, Jan. 18 at Phoenix and Jan. 12 at Toronto; as well as two assists Jan. 14 at Montreal...Reached the 300-point mark in NHL career with assist Mar. 20 vs. Minnesota...Missed 39 games overall due to upper body injury, including seven straight to end season Apr. 1-13 and 32 consecutive games from Oct. 17-Dec. 23...Made his Devils' debut in season opener Oct. 3 at Pittsburgh...Signed contract with team July 5, 2013.

### CAREER

**2012-13:** Split campaign between San Jose (28 games) and NY Rangers (12); traded for first time in NHL career...Totalled three goals/16 assists/19 points overall; notched all 3g following Apr. 2 transaction...Posted season-high three-game assist/point-scoring streak Apr. 18-21 (1g-3a-4pts)...Recorded three multiple-point games, including season-high 2g-1a-3pts in New York debut Apr. 3 vs. Pittsburgh...Appeared in his 400th career NHL contest Jan. 27 vs. Vancouver...Served 2-game suspension Feb. 23-26 for leaving the bench/starting an altercation Feb. 22 at Chicago; was assessed a roughing penalty and game misconduct...Missed four contests Mar. 18-25 due to shoulder injury...Injuries also limited playing time to just two playoff games...Served as an assistant coach with San Francisco (ECHL) during NHL work stoppage...**2011-12:** Stats showed 17g-28a-45pts overall; reached 100-goal mark in NHL career Apr. 3 at Dallas...Recorded two season-high 4-game point-scoring streaks: Feb. 2-10 (1g-5a-6pts) and Nov. 3-10 (1g-3a-4pts)...Posted nine multiple-point games, including two season-high three-point efforts: 1g-2a Mar. 19 vs. Anaheim and 3a Feb. 4 at Phoenix...Led San Jose with 97 penalty minutes; total included 21 minors, nine majors and one misconduct...Finished tied for second in NHL (5 others) with four game-deciding goals (5-11 SO, 45.5%); trailed only New Jersey's I. Kovalchuk (7)...Missed five matches Jan. 19-31 with an upper body injury...Tied for Sharks' lead (L. Couture & J. Thornton) with 3a in Stanley Cup Playoffs...**2010-11:** Established career highs with 24g/62pts and plus-13 mark; matched career high with 38a (2009-10)...Recorded two 5-game point-scoring streaks over a 12-game stretch Mar. 8-Apr. 2 (4g-8a-14pts); also notched points in five straight Dec. 6-13 (4g-5a-9pts)...Posted 16 multiple-point efforts, including 1g-2a-3pts Mar. 26 at Phoenix and Nov. 13 vs. Calgary...Also had two 2g games: Mar. 10 vs. Vancouver and Dec. 11 vs. Chicago...Reached/surpassed 100-assist mark in NHL career Nov. 13; registered his 200th career NHL point with goal Feb. 22 at Detroit; played in his 300th game Feb. 19 vs. Colorado...Missed four contests Jan. 15-22 with lower body injury, snapping career-high 129 consecutive games-played streak...Also missed last 3 games of regular-season schedule Apr. 6-9 with lower body injury...Played in 17 of 18 playoff games; finished with career-high 6g-9a-15pts en-route to Western Conference Finals...Matched career high with 3a in game four of WCSF at Detroit...Posted 2g in games 3-4 of WCSF at Los Angeles; also had 3a in game 1...**2009-10:** Appeared in all 82 games for only time in NHL career...Set career highs with 38a (since tied), 189 shots, and team-leading 131 PIM...Reached 100pt mark in NHL career with assist Oct. 30 vs. Colorado...Notched career-high 10-game point-scoring stretch Nov. 17-Dec. 9 (5g-7a-12pts)...Totalled ten 2pt games, including 2g Jan. 19 at Los Angeles...Scored on first career penalty shot attempt (GWG) Dec. 30 vs. Washington's M. Neuvirth, marking San Jose's first of 2 PS goals (Thornton) that evening...Tied franchise record with +4 mark in game 6 of WCSF vs. Colorado...Posted 2a in game 2, including overtime helper...**2008-09:** A member of San Jose's Presidents' Trophy-winning team...Finished tied for first on squad with career-high 11 power play goals (P. Marleau, D. Setoguchi & Thornton); entered campaign with six

career PPG...Recorded two season-high 4-game point-scoring streaks over a 9-game stretch on two occasions: Jan. 10-Feb. 5 (3g-9a-12pts) and Oct. 18-Nov. 6 (8g-3a-11pts)...Early-season stretch included career-high 4-game goal-scoring streak Oct. 30-Nov. 6 (5g)...Notched 12 multiple-point games, including career-high 4a/4pts Jan. 17 vs. Detroit...Posted 3a Feb. 10 at Boston and Nov. 28 at Dallas; also had 2g Nov. 22 vs. Washington and Nov. 6 vs. St. Louis...Missed 11 games Mar. 19-Apr. 7 with lower body injury...**2007-08:** Appeared in just 15 contests during third NHL season; missed 67 games Oct. 29-Mar. 28 as the result of knee injury suffered Oct. 27 at Columbus...Notched season-high 2g Oct. 7 at Colorado; had assists/points in back-to-back games Mar. 30-Apr. 1 (2a) and Oct. 15-18 (2a)...Finished post-season tied for first on San Jose (J. Pavelski) with 5g, including 2g in game 1 of WCSF vs. Calgary...**2006-07:** Saw action in 58 games during first full NHL season, including season-high 42 consecutive appearances Jan. 4 through end of regular-season schedule Apr. 7...Finished in the top-ten among first-year players with 16g (9th-tie w/G. Latendresse, MLL), 34pts (10th), 78 PIM (10th) and three game-winning goals (7th-tie w/3 others)...Total included season-high 6-game point-scoring streak Jan. 30-Feb. 13 (1g-7a-8pts)...Stats showed five season-high 3pt efforts over 14 appearances Jan. 6-Feb. 7, including lone career hat trick Jan. 6 vs. Columbus...Also posted multiple-goal games with 2g-1a Jan. 13 at Phoenix and 2g Jan. 4 vs. Detroit...Named NHL Rookie of the Month for January; posted 9g-7a-16pts in 11 games...Missed 14 games Dec. 2-31 due to groin injury and eight early-season contests with foot injury...Completed post-season first among NHL rookies/tied for first on squad (M. Michalek) with 4g...Scored first career playoff goal/point in game 2 of WCSF at Nashville...**2005-06:** Split campaign between San Jose and Cleveland (AHL) for last minor-league stint of pro career...Barons' teammates included current Devils' forward S. Bernier...Recorded first two NHL points with 2a Oct. 8 at St. Louis...Made NHL playoff debut in game 4 of WCSF at Edmonton...**2004-05:** Named Cleveland's Most Valuable Player; led Barons with 27g, 35a and 62pts...Also first on squad with +19 mark and 14 PPG...**2003-04:** Made pro debut with Cleveland; finished tied for fourth among AHL rookies with 29a/14th with 40pts...**OTHER:** Split 2002-03 between Rimouski/Montreal (QMJHL); established three-year junior career highs with 49a/75pts...Completed 2000-01 season with Rimouski following promotion from Tier II Juniors.

### HIGHLIGHTS

1st NHL GP: 10/5/05, SJ 2 @ Nsh, 3 • 1st NHL Goal: 10/29/06, SJ 4 @ TB 2 vs. M. Denis • 1st NHL Assist: 10/8/05, SJ 7 @ STL, 6 • 300th NHL Point: 3/20/14, Min, 3 @ NJ 4 (OT) [a] • Most Goals in Game: 3; 1/6/07, CBJ 2 @ SJ 5 • Most Assists in Game: 4; 1/17/09, Det, 5 @ SJ 6 • Most Pts. in Game: 4; 1/17/09, Det, 5 @ SJ 6 (4a) • Most PIM in Game: 35; 1/27/13, Van, 0 @ SJ 5 (5 min., maj., misc., game misc.) • Most Shots in Game: 8; 4 times, last time 4/10/10, Phx, 2 @ SJ 3 (SO) • GP Streak: 129; 4/9-11/09 (2), 10/1/09-4/10/10 (82), 10/8/10-1/13/11 (45) • Goal-Scoring Streak: 4; 10/30-11/6/08 (5g) • Assist-Scoring Streak: 4; 1/7-14/14 (7a); 3/23-4/2/11 (6a); 1/30-2/7/07 (7a) • Point-Scoring Streak: 10; 11/17-12/9/10 (5g-7a-12pts) • Penalties: 132 min., 56 maj., 5 misc., 2 game misc. • Multiple-Pt. Games: 51 2-pt. games, 13 3-pt. games, 1 4-pt. game • Shootouts: 16-46 (34.8%).

### PERSONAL

Nickname is "Clowie"...Favorite sport besides hockey is baseball; his dream dinner foursome would include former New York Yankees Babe Ruth, Mickey Mantle and Billy Martin...Lists steak as his favorite food...Favorite movies are *Rookie of the Month* and *Scarface*; *Sons of Anarchy* is his favorite television show...Enjoys the music of Tom Petty...If he wasn't a hockey player, would be a crab fisherman like his father...Favorite hockey memory was with San Jose, when they beat Detroit in game seven of the 2011 Western Conference Semifinals; the Sharks held a 3-0 series lead, Detroit won three straight, but San Jose triumphed on home ice...Names Eric Lindros as his hockey idol, but his parents had the biggest influence on his career...Plays golf with current teammate and fellow Newfoundland native Michael Ryder...For the past five years, has hosted the Clowe, Purcell & Friends Golf Classic to help raise money for the St. John's community and the R.E.A.L. program.

### VS. NHL

	GP	G	A	PTS	PIM	GP	G	A	PTS	PIM	GP	G	A	PTS	PIM	
ANA	31	5	13	18	48	DET	24	6	11	17	OTT	3	1	2	3	0
ARI	33	8	16	24	28	EDM	23	5	6	11	PHI	10	5	6	11	4
BOS	7	0	6	6	5	FLA	10	3	6	9	PIT	10	3	4	7	25
BUF	8	1	4	5	14	LA	36	7	9	16	SJ	1	0	0	0	0
CGY	21	7	8	15	41	MIN	20	3	11	14	STL	24	7	10	17	36
CAR	8	1	6	7	4	MTL	5	1	3	4	TB	8	3	2	5	11
CHI	26	3	10	13	47	NSH	24	1	6	7	TOR	9	2	2	4	9
COL	21	7	10	17	16	NJ	7	1	3	4	VAN	23	5	7	12	78
CBJ	23	7	9	16	36	NYI	9	2	3	5	WSH	10	4	2	6	0
DAL	32	9	17	26	42	NYR	6	2	1	3	WPG	6	2	1	3	0

YEAR	TEAM	LEAGUE	REGULAR SEASON													PLAYOFFS				
			GP	G	A	PTS	+/-	PIM	PP	SH	GW	GT	S	GP	G	A	PTS	PIM		
1999-00	St. John's	NFAHA	-	-	-	-	-	-	-	-	-	-	-	-	-	-	-	-	-	
2000-01	Moncton	MJAHL	30	21	22	43	-	-	-	-	-	-	-	-	-	-	-	-	-	
	Rimouski	QMJHL	32	15	10	25	-	43	-	-	-	-	-	-	11	8	1	9	12	
2001-02	Rimouski	QMJHL	53	28	45	73	-	120	-	-	-	-	-	-	7	1	6	7	2	
2002-03	Rimouski	QMJHL	17	8	19	27	-	44	-	-	-	-	-	-	-	-	-	-	-	
	Montreal	QMJHL	43	18	30	48	-	60	-	-	-	-	-	7	3	7	10	6		
	Cleveland	AHL	72	11	29	40	-	97	-	-	-	-	-	8	3	1	4	9		
2003-04	Cleveland	AHL	74	27	35	62	-	101	-	-	-	-	-	-	-	-	-	-		
2004-05	San Jose	NHL	18	0	2	2	-	9	0	0	0	-	14	1	0	0	0	0		
2005-06	Cleveland	AHL	35	13	21	34	-	35	-	-	-	-	-	-	-	-	-	-		
2006-07	San Jose	NHL	58	16	18	34	4	78	4	0	3	-	93	11	4	2	6	17		
2007-08	San Jose	NHL	15	3	5	8	1	22	2	0	0	-	22	13	5	4	9	12		
2008-09	San Jose	NHL	71	22	30	52	8	51	11	0	1	-	161	6	1	1	2	8		
2009-10	San Jose	NHL	82	19	38	57	0	131	2	0	2	-	189	15	2	8	10	28		
2010-11	San Jose	NHL	75	24	38	62	13	100	5	0	2	-	185	17	6	9	15	32		
2011-12	San Jose	NHL	76	17	28	45	-5	97	4	0	2	-	189	5	0	3	3	0		
2012-13	San Jose	NHL	28	0	11	11	4	79	0	0	0	-	65	-	-	-	-	-		
	NY Rangers	NHL	12	3	5	8	5	14	1	0	0	-	22	2	0	1	1	0		
2013-14	DEVILS	NHL	43	7	19	26	10	33	3	0	1	-	74	-	-	-	-	-		
<b>DEVILS TOTALS</b>			<b>43</b>	<b>7</b>	<b>19</b>	<b>26</b>	<b>10</b>	<b>33</b>	<b>3</b>	<b>0</b>	<b>1</b>	<b>-</b>	<b>74</b>	<b>-</b>	<b>-</b>	<b>-</b>	<b>-</b>	<b>-</b>		
<b>NHL TOTALS</b>			<b>478</b>	<b>111</b>	<b>194</b>	<b>305</b>	<b>8</b>	<b>614</b>	<b>32</b>	<b>0</b>	<b>11</b>	<b>-</b>	<b>1005</b>	<b>70</b>	<b>18</b>	<b>28</b>	<b>46</b>	<b>97</b>		

Traded to NY Rangers by San Jose for NY Rangers' second (Gabryel Paquin-Boudreau), Florida's third-round (previously acquired-later traded to Phoenix-Yan-Pavel Laplante) choices in 2013 Entry Draft and NY Rangers' fifth-round choice (Rourke Charlier) in 2014 Entry Draft, April 2, 2013. Signed as a free agent by DEVILS, July 5, 2013.









GWG in team history Dec. 5 vs. Boston...Finished second on squad with 263 shots (Parise, 266) and 20g-35a-55pts overall (Parise, 65pts)...Tied Niedermayer for the most assists in franchise history Apr. 1 at NY Islanders...Recorded points in season-high four straight games twice: Feb. 18-24 (1g-5a-6pts) and Jan. 4-10 (2g-3a-5pts)...Totals included 14th career OT tally Mar. 7 vs. Tampa Bay, as well as 13th career OT tally/one goal of contest Dec. 23 at Calgary...Had four season-high 3pt games: 1g-2a Feb. 4 vs. Pittsburgh, 2g-1a Jan. 22 at Philadelphia, 2g-1a Dec. 5 vs. Boston and 2g-1a Oct. 13 at Atlanta...Recorded GDG Apr. 6 vs. NY Rangers and Jan. 8 vs. Buffalo...Played in his 700th career NHL game Dec. 13 at Boston; missed 2 games Dec. 29-Jan. 2 (sore groin), as well as five contests due to illness...Led squad with 4g-7a-6pts during Eastern Conference Quarterfinals vs. NY Rangers; recorded at least 1pt in all 5 games...**2006-07:** Led Devils with 21g-48a-69pts overall; was fourth with 21g and first with 48a...Also led team with 8g-23a-31pts during the man advantage...Saw action in 75 of 82 games, including 34 straight to start season through Dec. 22...Posted season-high 8-game point-scoring streak Nov. 27-Dec. 14 (5g-8a-13pts)...Second on club (S. Gomez, 15) with 14 multiple-point games, including six season-high 3pt outings...Three-point matches included five 1g-2a games, most recently Mar. 6 at Philadelphia, to establish franchise record with 37th career 3pt outing...Posted his 300th career NHL assist Dec. 22 at Washington; played in his 600th NHL game Oct. 14 vs. Philadelphia...With 1g-2a-3pts Dec. 1 vs. Pittsburgh, passed K. Muller (520pts) into second place on New Jersey's all-time point-scoring list...Recorded first career GDG Mar. 8 at Pittsburgh...Missed five straight contests Mar. 15-24 (slight groin)...Recorded 1g-9a-10pts while appearing in 10 of 11 playoff contests; missed game one of ECQF vs. Ottawa (Ill)...With 3a in series-clinching game of ECQF at Tampa Bay, became first Devils' player to reach/surpass 100pt mark in NHL playoffs...Posted lone playoff tally in game 1 vs. Lightning; 35g surpassed C. Lemieux (34) for most in team history...Named seventh captain in Devils' history Oct. 5...**2005-06:** Playing time was limited to 38 games, including season-high 20 straight appearances Mar. 10-Apr. 18...Made season debut Jan. 3 vs. Florida after missing first 39 games and training camp with hepatitis-A...Recorded points in nine of first ten appearances (4g-12a-16pts), including season-high (tie) 5-game point-scoring streak Jan. 17-24 (2g-6a-8pts)...Recorded assists in five straight Apr. 9-18 (7a) to match team season high (P. Martin, Dec. 26-Jan. 3)...First goal Apr. 16 vs. Philadelphia marked his 500th career point; was just third player in team history to reach milestone (MacLean & Muller)...Recorded 12 multiple-point games overall, including team season-high (tie) 3g-2a-5pts Apr. 5 vs. Pittsburgh...Has four of the 25 five-plus point regular-season efforts in team history; seven career hat tricks set a team record (since surpassed)...Missed four contests Mar. 1-7 with bruised ribs...Led Devils with 6g-10a-16pts in nine post-season outings, including 5g-6a-11pts in ECQF vs. NY Rangers...Eleven points in a series tied the team record (MacLean, 4g-7a-11pts, '88 PDSF vs. NYI) and included 2g-4a-6pts in series opener...Six points were the second-highest single-game point-total in franchise history; trailed only Pa. Sundstrom (3g-5a-8pts, Apr. 22, '88 PDSF vs. Wsh)...**2004-05:** Represented Czech Republic at World Cup; posted 3g-2a-5pts...Spent campaign with Znojemsti (Czech Rep.) and Magnitogorsk (Rus)...Despite splitting season with two teams/leagues/countries, led Znojemsti with plus-seven mark and finished fourth with 8g-20a-28pts...Teammates at Magnitogorsk included two-time Devils' forward P. Sykora...Contracted hepatitis-A while in Europe, Mar. 2005...Participated in former teammate I. Larionov's farewell game Dec. 13, 2004 at Moscow's Luzhniki Arena...**2003-04:** One of just three Devils' players (S. Brylin & J. Pandolfo) - all forwards - to appear in every game...Finished first on Devils with 38g, 81pts, three shorthanded goals, 9 GW tallies (to match career high), 9 PPG (tie, Niedermayer), career-high 300 shots, and +26 mark; reached 35g mark for third time...Finished tied for fourth in NHL in both goals and GWG...Led Devils in scoring for franchise-record fifth straight year; no other player has led the club in scoring for more than three straight (Parise, '07-08 to '09-10)...Became first Devils' player since 1992-93 (Lemieux) to post 300-plus shots...Posted season-high 2g-3a-5pts Feb. 25 vs. Buffalo; also posted 2g-2a-4pts Feb. 21 at NY Rangers...Recorded two team season-high (tie, Gomez & Niedermayer) 7-game point-scoring streaks Mar. 20-Apr. 3 (4g-11a-15pts) and Nov. 12-26 (5g-4a-9pts)...Set Devils' record/tied franchise mark with 6g-5a-11pts over a 3-game stretch Feb. 21-25...On Dec. 4 vs. Washington, became just the 11th player to appear in 500 games in a Devils' sweater...Unsuccessful on third career PS attempt Dec. 10 vs. NY Islanders (G. Snow); became first player in league history to record the OT/GWG after missing an OT PS...Goal that evening marked his 400th career point; became first player in history to attempt more than one career OT PS (Dec. 1, '00 vs. J. Vanbiesbrouck, NYI)...Goal Mar. 6 at Carolina marked his 200th lifetime tally...Tied NHL record with 4 OT goals (since surpassed, S. Stamos, TB, 5, '11-12)...Named NHL Offensive Player of the Week for period of Mar. 21-28; posted 3g-6a-9pts in 4 games...Appeared in his 100th lifetime playoff game in game 3 of ECQF vs. Philadelphia; posted 2g to pass MacLean for sole possession of first place on the club's all-time playoff point-scoring list...**2002-03:** Finished first on Devils with 28g, 57pts and 255 shots...Posted team-leading (tie w/Langenbrunner) 13th multiple-point game with 4g-1a-5pt effort Mar. 30 vs. NY Islanders for sixth career hat trick...Four goals tied a franchise record, while tying MacLean for most 3g games in Devils' history...Recorded his 200th lifetime assist Feb. 4 vs. Buffalo; appeared in his 400th career NHL game Oct. 23 at Atlanta...Led all players with 3g-4a-7pts in SCF vs. Anaheim...**2001-02:** Finished first on Devils with 29g-32a-61pts; also led squad with 29g, 8 PPG (tie) and 8 GW tallies...Established career high with 3g-2a-5pts Oct. 18 vs. San Jose (since tied)...Missed 5 games Jan. 5-12 with finger infection to snap personal career-high consecutive games-played stretch at 192...Named NHL Player of the Week for Oct. 15-21; recorded 4g-4a-8pts in 3 games...Reached the 300pt mark in NHL career with goal Jan. 23 at Florida...Finished first on club with 2g-4a-6pts in six post-season contests...Played for Czech Republic at Olympic Winter Games and was Devils' lone representative at All-Star Game...**2000-01:** Named to NHL's First All-Star Team; was just second Devil ever to be honored (Stevens, '93-94)...Along with Brodeur, was voted Devils' co-MVP by his teammates...One of just two Devils (C. White) to appear in all 82 games...Led Devils/finished third in NHL with franchise-record 40g-56a-96pts; broke Muller's franchise mark of 94pts ('87-88)...Forty goals and 56a were also career highs; led club with Devils' record 58pts at home (since tied, Parise, '08-09)...Led Devils and was tied for first in NHL (J. Sakic, Col.) with +45 mark; was just second Devil ever to lead league (Stevens, +53, '93-94)...Posted three hat tricks; was first Devil to post three 3g games in a season since 1988-89 (MacLean)...Had points in season-high 13 straight games Mar. 13-Apr. 6 (12g-13a-25pts)...Set Devils' record with 9g-14a-23pts (S. Richer, 21pts, '95) in the playoffs...Totals included franchise-record/NHL-high 10-game point-scoring streak May 1-22 (5g-8a-13pts)...**1999-00:** Posted team-leading 35g, 72pts, 9 PPG and 9 GW tallies...Was first Devil to reach 30g mark since 1993-94 (MacLean, 37 & Richer, 36)...Had points in season/career-high/Devils' record 15 straight games (since tied, B. Gionta, '05-06) Dec. 27-Jan. 28 (15g-9a-24pts)...Posted a goal in his first career PS attempt Mar. 10 at Atlanta (D. Rhodes)...Made season debut Oct. 29 at Carolina; contract was activated Oct. 28 after agreeing to terms three days earlier...Represented World Team in his first-ever All-Star Game appearance and had 2a...Assisted on Cup-clinching goal with backhand pass to J. Arnott in double OT of game 6 of SCF at Dallas...Finished tied for first on Devils and tied

for third in NHL (J. Arnott, 8g-12a-20pts) with 7g-13a-20pts; was tied for first on New Jersey/in NHL (S. Stevens, C. White & 2 others) at +9...**1998-99:** Spent entire season in NHL for first time in pro career...Appeared in 74 games to match total from 1997-98, while 33a were 14 more than previous season...Third on club with 9g-18a-27pts since Elias-Arnott-Sykora line was formed Feb. 6...Finished third on squad/first among forwards with +19 mark...Recorded season-high 5-game point-scoring streak Feb. 20-Mar. 3 (2g-7a-9pts)...Posted 11 multiple-point games, including three season-high 3pt efforts, most recently 2g-1a Apr. 10 at Montreal...Appeared in his 100th NHL contest Oct. 29 at NY Islanders...Missed 5 games Jan. 14-21 with the flu...**1997-98:** Finished third in voting for Calder Trophy after posting 18g-19a-37pts overall; 18g was second among NHL rookies (S. Samsonov, Bos., 22), while 37pts were third among first-year players...Became sixth Devil to be named to NHL All-Rookie Team...Named NHL Player of the Week Nov. 3; had 5g-1a-6pts...Represented Czech Republic in his first World Championship appearance...**1996-97:** Began season on Albany's (AHL) roster; was second on team with 10g-13a-23pts in 20 appearances until Dec. 3 recall by New Jersey...Injuries opened up spot on Devils' roster; played in 17 of 18 contests Dec. 3-Jan. 10 and posted 2g-3a-5pts...Participated in AHL All-Star Classic; recorded 3 shots in World Team's 3-2 shootout victory...Recalled to New Jersey just prior to NHL playoffs, when injury to D. Andreychuk allowed him to make his post-season debut...**1995-96:** First full season in North America was spent primarily at Albany...Finished sixth on club with 27g-36a-63pts in 74 games played...First/one NHL appearance that season came Dec. 7 vs. Toronto during emergency-recall situation...Signed his first professional contract July 12, 1995...**OTHER:** Joined Devils after three seasons with Polci Kladno (Czech Rep.)...Had 2g-5a-7pts in 1993-94 European Junior Championships.

## HIGHLIGHTS

1st NHL GP: 12/7/95, Tor. 2 @ NJ 1 • 1st NHL Goal: 12/12/96, NJ 7 @ Bos. 4 vs. B. Ranford • 1st NHL Assist: 12/5/96, Cgy. 1 @ NJ 2 • 1,100th NHL GP: 10/29/13, TB 1 @ NJ 2 • Most Goals in Game: 4; 3/30/03, NYI 0 @ NJ 6 • Most Assists in Game: 3; 19 times, last time 3/20/14, Min. 3 @ NJ 4 (OT) • Most Pts. in Game: 5; 4 times, last time 4/5/06, Pit. 4 @ NJ 6 (3g-2a) • Most PIM in Game: 15; 11/10/01, NJ 1 @ Tor. 1 (OT) (maj. misc.) • Most Shots in Game: 10; 10/11/08, NJ 2 @ Pit. 1 (OT) • GP Streak: 192; 11/3/99-4/8/00 (71), 10/6/00-4/7/01 (82), 10/6/01-1/3/02 (39) • Goal-Scoring Streak: 5; 2/19-27/04 (8g); 1/15-26/00 (7g) • Assist-Scoring Streak: 8; 3/19-4/2/01 (10a) • Point-Scoring Streak: 15; 12/27/99-1/28/00 (15g-9a-24pts) • Penalties: 231 min., 3 majo., 4 misc., 1 game misc. • Multiple-Pt. Games: 176 2-pt. games, 60 3-pt. games, 8 4-pt. games, 4 5-pt. games • Shootouts: 22-65 (33.8%).

## PERSONAL

Married Petra Volakova during the 2007 off-season...The couple has two daughters, Sophia Gabriella, who was born Nov. 27, 2010 and Kaila Patricie, born Feb. 26, 2014...Participated in a feature story and photo shoot for ESPN Magazine, June 2010, about the impact that soccer had on developing his hockey skills; other participating athletes included Steve Nash (NBA), Dwight Freeney (NFL), Raphael Matos (IRL) and Shane Victorino (MLB)...Says he would be playing soccer if he were not in the NHL...Assisted with *Trick-or-Treat for UNICEF* Night Oct. 28, 2009 at Prudential Center; traveled to Belize on behalf of the children's organization, summer 2008...Previously named UNICEF's Goodwill Ambassador, Aug. 2006...Attended Red Bulls vs. Manchester City game on July 25, 2011 and met one of his favorite players, Thierry Henry, as well as TV host Kelly Ripa...Lists U2 and Depeche Mode as his favorite musical groups...An avid golfer; lists Roger Federer, Michael Jordan and David Beckham as his dream foursome...In 2003, brought Stanley Cup to 8,000 fans in Znojmo, as well as to the mayor of his hometown of Trebic.

## HAT TRICKS

NO.	DATE	COLORADO	GOALTENDER(S)
1.	12/05/00	Colorado 1 at DEVILS 6	Roy (1), Aebischer (2)
2.	3/17/01	DEVILS 6 at Edmonton 5 (OT)(GW)	Tommy Salo
3.	4/03/01	DEVILS 6 at Washington 4	Olaf Kolzig
4.	10/18/01	San Jose 1 at DEVILS 6	Nabokov (2), Kiprusoff (1)
5.	*11/09/01	Toronto 2 at DEVILS 3 (OT)(GW)	Curtis Joseph
6.	3/30/03	NY Islanders 0 at DEVILS 6 (4)	Rick DiPietro
7.	4/05/06	Pittsburgh 4 at DEVILS 6	Marc-Andre Fleury
8.	4/01/11	Philadelphia 2 at DEVILS 4	Brian Boucher

\*Denotes natural hat trick.

## ALL-STAR GAMES

YEAR	TEAM	GP	G	A	PTS	PIM
2000	World (NJ)	1	0	2	2	0
2002	World (NJ)	1	0	1	1	0
2011	Team Staal (NJ)	1	1	1	2	0
	<b>Totals</b>	<b>3</b>	<b>1</b>	<b>4</b>	<b>5</b>	<b>0</b>

## PENALTY SHOTS

DATE	OPPOSITION	RESULT	SCORE
3/10/00	vs. Damian Rhodes, Atl. (PP)	SCORE	NJ 9 @ Atl. 0
12/01/00	vs. John Vanbiesbrouck, NYI (OT)	Save	NYI 0 @ NJ 0 (OT)
12/10/03	vs. Garth Snow, NYI (OT)	Save	NYI 0 @ NJ 1 (OT)
1/14/12	vs. Ondrej Pavelec, Wpg.	Save	NJ 2 @ Wpg. 1

## ERIC GELINAS | D

**LAST SEASON:** Split season between NHL (60 games) and AHL (13) Devils...Completed campaign tied for third among NHL rookie defensemen (J. Trouba, Wpg., 10g-19a-29pts & O. Maatta, Pit., 9g-20a-29pts) with 7g-22a-29pts over three stints with New Jersey...Point-total was tied for sixth-highest (U. Hiemer, 5g-24a, '84-85) among rookie blueliners in team history...Shot-total (124) was fourth-highest among rookie defensemen in team history...Finished second (ie, J. Jagr, 5g-12a-17pts & P. Elias, 4g-13a-17pts) on club with 5g-12a-17pts on the power play...Notched two game-winning goals, including first career overtime tally Dec. 7 at NY Rangers...Recorded four multiple-point games, including career-high 1g-2a-3pts Jan. 21 vs. St. Louis; became team's first rookie rearguard to record three points in a contest since Feb. 13, 2000 (B. Rafalski, 1g-2a-3pts)...Posted three 1g-1a-2pt games: Mar. 1 at NY Islanders, Dec. 18 vs. Ottawa and Nov. 20 at Anaheim...Stats included two career-high three-game point-scoring streaks: Feb. 27-Mar. 2 (1g-3a-4pts) and Nov. 7-10 (3a)...Also had points in back-to-back games five times, most recently Jan. 18-21 (1g-3a-4pts)...Scored first career NHL goal in season debut Oct. 24 vs. Vancouver (vs. R. Luongo); was recalled from Albany (AHL) for first time the previous day...Added 1g-4a-5pts in 13 regular-season and 0g-1a-1pt in four playoff games with Albany...AHL totals included points in back-to-back games Oct. 18-19 (1g-1a-2pts); scored lone goal Oct. 18 at Norfolk.

## CAREER

**2012-13:** Appeared in 57 games with Albany (AHL) during second pro season...Finished first among the team's defensemen with six goals/16 assists/22 points...Totals included two season-high four-game point-scoring streaks over a 9-game span Dec. 28-Jan. 19: Dec. 28-Jan. 6 (1g-3a-4pts) and Jan. 12-19 (2g-3a-5pts)...Notched four multiple-point games, all two-point efforts, most recently 1g-1a Apr. 12 at Binghamton...Made NHL debut Apr. 25 vs. Pittsburgh; recalled from Albany Apr. 23...**2011-12:** Played in 75 of 76 contests during first pro season; missed lone contest Oct. 15 at Worcester after making AHL debut one week earlier, Oct.

8 vs. Springfield...Completed campaign tied for second (V. Zharkov) on the club/first among all AHL rearguards with 16g; was first among A-Devils' defensemen with 21a/37pts...Led squad with eight power play goals...Stats showed season-high 5-game point-scoring stretch Mar. 21-30 (2g-4a-6pts) and nine multiple-point games, including season-high 2g-1a-3pts Oct. 22 vs. Adirondack and 2g Feb. 18 vs. Wilkes-Barre/Scranton...**OTHER:** Signed first pro contract May 18, 2010; was drafted in 2009 after second season in junior...Spent 2007-08 through 2010-11 seasons in the QMJHL with Lewiston (154 games), Chicoutimi (63) and St. John (27); combined for 31g-102a-133pts...Posted 5g-7a-12pts in 19 playoff games for St. John en-route to 2011 QMJHL Championship; also captured Memorial Cup in Mississauga, Ont...Sea Dogs' coaching staff that season included former Devils' forward Y. Vautour...Participated in/played for Team Cherry at 2009 CHL Top Prospects Game...Selected by MAINEiacs in first round, no. 16 overall, in 2007 QMJHL Entry Draft.

## HIGHLIGHTS

1st NHL GP: 4/25/13, Pit. 2 @ NJ 3 • 1st NHL Goal: 10/24/13, Van. 3 @ NJ 2 (SO) vs. R. Luongo • 1st NHL Assist: 10/26/13, NJ 4 @ Bos. 3 • Most Goals in Game: 1; 7 times, last time 3/1/14, NJ 6 @ NYI 1 • Most Assists in Game: 2; 1/21/14, StL. 1 @ NJ 7 • Most Pts. in Game: 3; 1/21/14, StL. 1 @ NJ 7 (1g-2a) • Most PIM in Game: 2; 11 times, last time 3/31/14, Fla. 3 @ NJ 6 (min.) • Most Shots in Game: 6; 4/1/14, NJ 2 @ Buf. 3 (SO); 3/18/14, Bos. 4 @ NJ 2; 12/10/13, NJ 4 @ CBJ 5 • GP Streak: 33; 10/24/13-1/3/14 (33) • Goal-Scoring Streak: 1; 7 times, last time 3/1/14 (1g) • Assist-Scoring Streak: 3; 2/27-3/4/14 (3a); 11/7-10/13 (3a) • Point-Scoring Streak: 3; 2/27-3/4/14 (1g-3a-4pts); 11/7-10/13 (0g-3a-3pts) • Penalties: 11 min. • Multiple-Pt. Games: 3 2-pt. games, 1 3-pt. game • Shootouts: None.

## PERSONAL

Eric's father, Marc, was a former minor league pitcher in the Pittsburgh Pirates system whose career was cut short by injury...Has an older brother, Karl, who was drafted by the Los Angeles Angels of Anaheim in the 47th round of the 2002 MLB Amateur Draft; he currently plays for Quebec of the independent Canadian-American Association...While playing bantam hockey, made the switch from forward to defenseman so he wouldn't get cut...Models his game after Chris Pronger...Started ice skating at age two and playing hockey at age three because he wanted to take after his older brother.

## VS. NHL

	GP	G	A	PTS	PIM		GP	G	A	PTS	PIM		GP	G	A	PTS	PIM
ANA	2	1	1	2	2	DET	3	0	0	0	2	OTT	1	1	1	2	0
ARI	2	0	1	1	2	EDM	0	0	0	0	0	PHI	2	0	1	1	2
BOS	2	0	2	2	2	FLA	2	0	1	1	2	PIT	4	0	0	0	0
BUF	2	0	0	0	0	LA	2	0	0	0	0	SJ	2	0	2	2	0
CGY	1	0	0	0	0	MIN	2	0	0	0	0	STL	2	1	2	3	0
CAR	4	0	2	2	0	MTL	3	1	1	2	0	TB	2	0	1	1	0
CHI	2	0	1	1	2	NSH	1	0	1	1	0	TOR	3	0	2	2	0
COL	1	0	0	0	2	NJ	-	-	-	-	-	VAN	1	1	0	1	0
CBJ	3	0	1	1	2	NYI	3	1	1	2	0	WSH	3	0	1	1	0
DAL	2	0	0	0	0	NYR	3	1	0	1	2	WPG	1	0	0	0	2

YEAR	TEAM	LEAGUE	REGULAR SEASON											PLAYOFFS						
			GP	G	A	PTS	+/-	PIM	PP	SH	GW	GT	S	GP	G	A	PTS	PIM		
2006-07	Lewiston	QAAA	44	5	14	19	-	50	-	-	-	-	-	10	1	4	5	14		
2007-08	Lewiston	QMJHL	54	3	16	19	-	34	-	-	-	-	-	5	0	0	0	2		
2008-09	Lewiston	QMJHL	67	10	29	39	-	80	-	-	-	-	-	4	0	1	1	12		
2009-10	Lewiston	QMJHL	33	3	16	19	-	33	-	-	-	-	-	-	-	-	-	-		
	Chicoutimi	QMJHL	28	3	9	12	-	26	-	-	-	-	-	6	1	4	5	6		
2010-11	Chicoutimi	QMJHL	35	9	15	24	-	41	-	-	-	-	-	-	-	-	-	-		
	St. John	QMJHL	27	3	17	20	-	26	-	-	-	-	-	19	5	7	12	25		
2011-12	Albany	AHL	75	16	21	37	-	55	-	-	-	-	-	-	-	-	-	-		
2012-13	Albany	AHL	57	6	16	22	-	46	-	-	-	-	-	-	-	-	-	-		
	DEVILS	NHL	1	0	0	0	1-	0	0	0	0	0	1-	-	-	-	-	-		
2013-14	Albany	AHL	13	1	4	5	-	10	-	-	-	-	-	4	0	1	1	0		
	DEVILS	NHL	60	7	22	29	3-	22	5	0	2	-	124	-	-	-	-	-		
<b>DEVILS TOTALS</b>			<b>61</b>	<b>7</b>	<b>22</b>	<b>29</b>	<b>4-</b>	<b>22</b>	<b>5</b>	<b>0</b>	<b>2</b>	<b>-</b>	<b>125</b>	<b>-</b>	<b>-</b>	<b>-</b>	<b>-</b>	<b>-</b>		
<b>NHL TOTALS</b>			<b>61</b>	<b>7</b>	<b>22</b>	<b>29</b>	<b>4-</b>	<b>22</b>	<b>5</b>	<b>0</b>	<b>2</b>	<b>-</b>	<b>125</b>	<b>-</b>	<b>-</b>	<b>-</b>	<b>-</b>	<b>-</b>		

Played in CHL Top Prospects Game (2009)

22

HEIGHT: 6-4  
WEIGHT: 215 LBS.  
SHOOTS: LEFT

BORN: 05/08/1991  
VANIER, ONT.  
SEASON: 2ND NHL/2ND NJ

DRAFTED: NEW JERSEY'S  
2ND CHOICE, 54TH OVERALL,  
IN 2009 ENTRY DRAFT







# 11

**HEIGHT:** 5-7  
**WEIGHT:** 185 LBS.  
**SHOOTS:** RIGHT

**BORN:** 10/09/1983  
ROCHESTER, NY  
**SEASON:** 3RD NHL/3RD NJ

**DRAFTED:** NOT DRAFTED,  
SIGNED AS FREE AGENT

## STEPHEN GIONTA | C

**LAST SEASON:** Appeared in career-high 66 games during second full NHL season...Total included his 100th career NHL contest Jan. 24 vs. Washington...Saw action in season's first 16 matches to extend games-played streak to a career-high 65 straight dating back to Apr. 7, 2012...Totaled 4g-7a-11pts; four goals matched previous season's output...Had points in back-to-back games Jan. 21-24 (1g-1a-2pts)...Notched first goal of season/first career shorthanded goal Dec. 18 vs. Ottawa; activated off of Injured Reserve List earlier that day...Scored lone game-winning tally Mar. 4 vs. Detroit...Recorded career-high 89 shots on goal; matched career high with five shots Jan. 9 vs. Dallas and Oct. 17 at Ottawa...Missed 15 games due to injury; two matches Mar. 31-Apr. 1 (lower body), 11 games Nov. 25-Dec. 14 (ankle) and two contests games Nov. 10-12 (sore foot).

### CAREER

Is first in AHL Devils' history with 371 games; is second with 58 goals and 140 points and third with 82 assists...**2012-13:** One of six players in Devils' lineup - and one of just four forwards - to see action in all 48 games during first full NHL season...Stats showed 4g-10a-14pts overall; scored all 4g and 11 of 14pts on home ice...Totals included points in back-to-back games three times; Apr. 18-20 (1g-2a-3pts), Mar. 10-13 (1g-1a-2pts) and Feb. 3-5 (2a)...Recorded two two-point games: 1g-1a Apr. 20 vs. Florida and 2a Jan. 31 vs. NY Islanders for first career multiple-point effort...Made NHL season debut Jan. 19 at NY Islanders after notching 2g-3a-5pts in 11 games with Albany (AHL)...Totals included points in back-to-back AHL games Jan. 5-6 (1g-1a-2pts)...Made season debut Dec. 8 vs. Bridgeport after signing AHL contract Dec. 3; served squad as alternate captain...Represented United States at 2013 World Championships (3g); helped team capture Bronze Medal...**2011-12:** Scored first career NHL/game-winning goal in his only NHL contest during regular-season finale Apr. 7 vs. Ottawa; appearance was his first in NHL since Dec. 4, 2010...Recorded from Albany Apr. 6 for second time in three days; AHL totals showed 6g-10a-16pts in 56 appearances...Statistics included points in back-to-back games three times, most recently Dec. 30-31 (2a) and season-high 1g-1a-2pts Apr. 4 at Worcester...Played in all 24 post-season games for first career playoff action...Posted 3g-4a-7pts, including 1g-1a-2pts in game five of Eastern Conference Finals at NY Rangers...Fourth line of S. Bernier (2g-5a-7pts)-Gionta-R. Carter (5g-2a-7pts) combined for 10g-11a-21pts...**2010-11:** Split campaign between Albany (54 games) and New Jersey (12)...Played against his older brother, Brian, for first time in NHL career Dec. 2 vs. Montreal...Along with Brian, became fifth set of brothers in team history (A. & N. Broten, C. & J. Lemieux, S. & R. Niedermayer & Pa. & Pe. Sundstrom)...Scoreless with six penalty minutes in 12 NHL games; recalled from Albany Nov. 4...American Hockey League stats showed 10g, career-high 20a for 30pts and 21 PIM...Totals included seven multiple-point games, with season-high 3a Mar. 9 vs. Bridgeport...Notched 2g Jan. 5 vs. Adirondack...Become franchise's all-time point-scoring leader with assist Mar. 16 at Syracuse (since surpassed)...Recorded points in back-to-back games five times, most recently Mar. 19-23 (2a)...Signed first NHL contract Aug. 26, 2010...**2009-10:** Played in career-high 68 AHL contests in fourth/final season with Lowell (AHL); posted career-high 34pts...Totaled points in three straight games twice, most recently Mar. 21-26 (2g-2a-4pts)...Recorded nine 2pt games, including 2g in home opener Oct. 10 vs. Worcester...Appeared

in his 200th game with Lowell Nov. 14 vs. Providence...**2008-09:** Fifty-two games were fewest of pro career; missed 20 games due to leg injury suffered Nov. 5 vs. Philadelphia (AHL)...Notched only 2g of season over final ten appearances...Recorded points in back-to-back games twice, most recently Jan. 23-24 (2a)...**2007-08:** Finished third on Lowell with career-high 16g, including 4 GWG...Totals included hat trick Dec. 2 vs. Manchester, as well as two two-goal games...Named team captain mid-season...**2006-07:** Played in 67 games for Lowell during first full pro season...Recorded lone multiple-point game of campaign with 1g-1a-2pts Feb. 17 vs. Bridgeport...Collected points in back-to-back games twice, most recently Feb. 17-18 (2g-1a-3pts)...**OTHER:** Appeared in 3 games with Albany River Rats (AHL) upon completion of collegiate career; signed AHL contract Apr. 12, 2006...Recorded 3g-1a-4pts in pro debut Apr. 13 at Springfield; also notched 2g Apr. 16 at Binghamton...Played four seasons, 2002-03 to 2005-06, at Boston College (HE); registered 33g-57a-90pts and 182 PIM in 151 games...Appeared in two Frozen Four tournaments, including the 2006 NCAA Championship game...A member of the Eagles' 2003, 2004 and 2005 Hockey East regular season championship and 2005 playoff championship teams; teammates included current teammates P. Harold and C. Schneider...A member of the 2000-01/2001-02 United States under-18 Development Programs.

### HIGHLIGHTS

1st NHL GP: 11/5/10, NYR 3 @ NJ 0 • 1st NHL Goal: 4/7/12, Ott. 2 @ NJ 4 vs. C. Anderson • 1st NHL Assist: 1/31/13, NYI 5 @ NJ 4 (OT) • 100th NHL GP: 1/24/14, Wsh. 1 @ NJ 2 • Most Goals in Game: 1; 9 times, last time 3/4/14, Det. 3 @ NJ 4 • Most Assists in Game: 2; 1/31/13, NYI 5 @ NJ 4 (OT) • Most Pts. in Game: 2; 4/20/13, Fla. 2 @ NJ 6 (1g-1a); 1/31/13, NYI 5 @ NJ 4 (OT) (2a) • Most PIM in Game: 4; 1/9/14, Dal. 0 @ NJ 1 (2 min.); 2/10/13, NJ 3 @ Pit. 1 (2 min.) • Most Shots in Game: 5; 4 times, last time 1/9/14, Dal. 0 @ NJ 1 • GP Streak: 65; 4/7/12 (1); 1/19-4/27/13 (48); 10/3-11/8/13 (16) • Goal-Scoring Streak: 1; 9 times, last time 3/4/14 (1g) • Assist-Scoring Streak: 2; 4/18-20/13 (2a); 2/3-5/13 (2a) • Point-Scoring Streak: 2; 4 times, last time 1/21-24/14 (1g-1a-2pts) • Penalties: 19 min. • Multiple-Pt. Games: 22-2pt. games • Shootouts: None.

### PERSONAL

Stephen and his wife, Kaitlin, have two children, four-year old daughter, Isabella, and two-and-a-half year-old son, Noah...Is the younger brother of former Devil and current Buffalo Sabres right wing, Brian Gionta; they faced off against each other for the first time on Dec. 2, 2010...Has participated in USA Hockey's Welcome Back Week retention program, encouraging youth players to continue playing hockey...Grew up in Greece, NY where his father owns a hardware store; his first job growing up was working at a hockey camp...Boondock Saints is his favorite movie, O.A.R. is his favorite band, and he names grilled chicken with grilled corn as his favorite meal...Was the subject of a profile piece for *The Huffington Post* during the 2012 Stanley Cup Playoffs...Playing in his first NHL game remains his favorite hockey memory...Dedicated his time to help raise funds for the Bennington Autism Task force by participating in charity hockey games and golf tournaments.

### VS. NHL

ANA	GP	G	A	PTS	PIM	DET	GP	G	A	PTS	PIM	OTT	GP	G	A	PTS	PIM
ARI	2	0	0	0	2	EDM	2	1	0	1	0	PHI	7	3	1	4	0
BOS	2	0	0	0	0	FLA	3	0	0	0	0	PIT	11	0	3	3	4
BUF	7	0	0	0	0	LA	5	1	2	3	0	SJ	7	0	0	0	4
CGY	5	0	0	0	0	MIN	2	0	1	1	2	STL	2	0	0	0	0
CAR	3	0	1	1	0	MTL	2	0	0	0	0	TOR	3	0	1	1	4
CHI	5	0	1	1	0	NSH	5	0	0	0	0	VAN	5	0	0	0	2
COL	2	1	1	2	0	NJ	1	0	0	0	0	WAS	7	0	0	0	6
CBJ	2	0	1	1	0	NYI	2	0	0	0	0	WSH	2	0	0	0	0
DAL	3	0	0	0	0	NYR	11	0	4	4	2	WPG	7	2	0	2	4
	2	0	0	0	4		8	0	2	2	0		4	1	0	1	4

YEAR	TEAM	LEAGUE	REGULAR SEASON													PLAYOFFS				
			GP	G	A	PTS	+/-	PIM	PP	SH	GW	GT	S	GP	G	A	PTS	PIM		
1999-00	Rochester	NAHL	41	11	15	26	-	56	-	-	-	-	-	-	-	-	-	-	-	
2000-01	United States	USHL	16	1	2	3	-	12	-	-	-	-	-	-	-	-	-	-	-	
	United States	USDP-18	1	0	0	0	-	0	-	-	-	-	-	-	-	-	-	-	-	
2001-02	United States	USHL	3	0	0	0	-	0	-	-	-	-	-	-	-	-	-	-	-	
	United States	USDP-18	22	2	5	7	-	33	-	-	-	-	-	-	-	-	-	-	-	
2002-03	Boston College	HE	33	5	10	15	-	36	-	-	-	-	-	-	-	-	-	-	-	
2003-04	Boston College	HE	41	9	15	24	-	36	-	-	-	-	-	-	-	-	-	-	-	
2004-05	Boston College	HE	38	8	11	19	-	44	-	-	-	-	-	-	-	-	-	-	-	
2005-06	Boston College	HE	39	11	21	32	-	66	-	-	-	-	-	-	-	-	-	-	-	
	Albany	AHL	3	5	1	6	-	2	-	-	-	-	-	-	-	-	-	-	-	
2006-07	Lowell	AHL	67	7	8	15	-	15	-	-	-	-	-	-	-	-	-	-	-	
2007-08	Lowell	AHL	63	16	13	29	-	33	-	-	-	-	-	-	-	-	-	-	-	
2008-09	Lowell	AHL	52	2	9	11	-	30	-	-	-	-	-	-	-	-	-	-	-	
2009-10	Lowell	AHL	68	15	19	34	-	26	-	-	-	-	-	-	-	-	-	-	-	
2010-11	Albany	AHL	54	10	20	30	-	21	-	-	-	-	-	-	-	-	-	-	-	
	DEVILS	NHL	12	0	0	0	-	6	0	0	0	-	13	-	-	-	-	-	-	
2011-12	Albany	AHL	56	6	10	16	-	40	-	-	-	-	-	-	-	-	-	-	-	
	DEVILS	NHL	1	1	0	1	0	0	0	1	-	2	24	3	4	7	4	-	-	
2012-13	Albany	AHL	11	2	3	5	-	4	-	-	-	-	-	-	-	-	-	-	-	
	DEVILS	NHL	48	4	10	14	2	14	0	0	0	58	-	-	-	-	-	-	-	
	United States	WC-A	10	3	0	3	-	2	-	-	-	-	-	-	-	-	-	-	-	
2013-14	DEVILS	NHL	66	4	7	11	8	-	18	0	1	1	-	89	-	-	-	-	-	
	DEVILS TOTALS		127	9	17	26	8	-	38	0	1	2	-	162	24	3	4	7	4	
	NHL TOTALS		127	9	17	26	8	-	38	0	1	2	-	162	24	3	4	7	4	

Hockey East All-Academic Team (2003)  
Signed as a free agent by Albany, April 12, 2006. Signed as a free agent by DEVILS, August 26, 2010.





# ANDY GREENE | D

**LAST SEASON:** Named team's *Unsung Hero* by his teammates for second time in five seasons (09-10); was honored Apr. 8 at Prudential Center...Appeared in every game for second straight season/third time in NHL career; has appeared in career-high 147 straight contests since Mar. 6, 2012...Career games played total (477) is first among Devils' defensemen since making his NHL debut Jan. 12, 2007...Appeared in his 400th career NHL game Oct. 11 at Calgary; reached 100-assist mark Nov. 8 at Toronto...Finished second on team among defensemen with 8g-24a-32pts (M. Zidlicky, 12g-30a-42pts); eight goals were a career-high, while 24 assist/32 points were his second-most (31a/37pts, '09-10)...Recorded career-high 3g-10a-13pts on the power play...Totaled career-high 134 shots on goal, including career-high seven shots Jan. 16 at Colorado...Scored two overtime goals: Mar. 20 vs. Minnesota and Dec. 21 at Washington; is just third defenseman in team history (S. Niedermayer, 4, '01-02 & 2, '02-03; & J. Oduya, 2, '08-09) to record two-or-more extra-session goals in a season...Also notched game-winner Oct. 26 at Boston...Matched career high with 1g-2a-3pts Dec. 21 at Washington...Had three 1g-1a-2pt games: Mar. 20 vs. Minnesota, Nov. 27 vs. Carolina and Oct. 26...Also matched career high with points in five straight games Nov. 23-30 (1g-5a-6pts)...Had points in three straight games twice: Dec. 18-21 (2g-3a-5pts) and Nov. 8-12 (3a); as well as points in back-to-back games twice: Mar. 7-8 (2a) and Feb. 27-Mar. 1 (2a)...Signed new, multi-year contract July 30, 2014.

## CAREER

**2012-13:** One of six players in Devils' lineup – and one of just two defensemen (M. Zidlicky) – to see action in all 48 games...Led squad with career-high plus-12 mark; improved from previous year's +3 showing...Finished tied for first among the club's defensemen with four goals (Zidlicky); was second with 12 assists/16 points (Zidlicky, 15a/19pts)...Recorded four two-point games, most recently 1g-1a-2pts Mar. 29 at Tampa Bay...Matched career high with points in five straight games Feb. 2-9 (2g-6a-8pts); posted three of his 2pt outings over 4 games during that stretch...Noched first career shorthanded goal Feb. 2 at Pittsburgh...**2011-12:** Fourth among Devils' defensemen with 16pts after finishing first during each of the previous two seasons; was third with 15a...Totals showed three 2pt games: 1g-1a Mar. 17 vs. Pittsburgh, 2a Nov. 21 at Florida and 2a Oct. 25 at Los Angeles...Reached 100pt mark in NHL career Mar. 17...Posted assists/points in back-to-back games Nov. 15-16 (2a)...Appeared in his 300th career NHL contest Oct. 29 at Dallas...Returned to lineup/activated from Injured Reserve List Jan. 31 vs. NY Rangers after missing 22 contests Dec. 8-Jan. 24 with non-displaced toe fracture...Missed 2 games Nov. 3-5 with lower body injury...Appeared in all 24 playoff games; posted lone point with assist in game two of Eastern Conference Quarterfinals at Florida...**2010-11:** One of four players in Devils' lineup (D. Clarkson & T. Zajac) and one of just two defensemen (H. Tallinder) to appear in all 82 games...First among the squad's defensemen for second straight campaign with 4g-19a-23pts overall, as well as 1g-5a-6pts with the man advantage...Scored three of 4g on the road; 14 of 19a at home...Recorded points in back-to-back games three times: Jan. 17-20 (2a), Jan. 6-8 (1g-1a-2pts) and Nov. 10-12 (3a)...Posted three season-high two-assist efforts: Jan. 14 at Tampa Bay, Nov. 22 vs. Washington and Nov. 10 vs. Buffalo...**2009-10:** Recipient of *Unsung Hero* Award as voted by his teammates...Appeared in 78 games overall, including 73 straight from Oct. 17 vs. Carolina through Apr. 6 at Atlanta...Finished first among Devils' defensemen with career-high 6g-31a-37pts and second at +9 (P. Martin, +10)...Tied for second on team (w/5 others) with four game-winning goals (Z. Parise, 5)...Recorded points in career-high five straight games (since tied) Nov. 4-12 (2g-4a-6pts); set team mark by scoring or assisting on GWG in five straight games...Stretch included: power play assist (on GWG) Nov. 4 vs. Washington, PPA (on GWG) Nov. 6 vs. NY Islanders, PP tally/first career GWG Nov. 7 at Ottawa, 2a (1a on GWG) Nov. 11 vs. Anaheim and GWG Nov. 12 at Pittsburgh...Recorded seven multiple-point games, including first career two-goal game Dec. 9 vs. Carolina...Appeared in his 200th career NHL contest Mar. 23 vs. Columbus...Added 1g-1a 2pts in ECQF vs. Philadelphia...Represented Team USA at World Championships, marking first-ever international action...**2008-09:** Forty-nine games played, 7a/9pts fell short of previous season's totals (59 GP, 8a/10pts); 2g matched 2007-08 mark...Appeared in 35 straight contests Dec. 19-Mar. 3; did not see action in more than six straight contests (Oct. 16-29) during any other stretch...Total included 100th career NHL game Jan. 10 at Los Angeles...Recorded two multiple-point games: career-high 3a/pts (3pts since tied) Oct. 29

# 6

HEIGHT: 5-11  
WEIGHT: 190 LBS.  
SHOOTS: LEFT

BORN: 10/30/1982  
TRENTON, MI  
SEASON: 8TH NHL/8TH NJ

DRAFTED: NOT DRAFTED,  
SIGNED AS FREE AGENT



vs. Toronto and 2a Oct. 22 vs. Dallas...Posted points in back-to-back games Oct. 18-22 (1g-2a-3pts)...Missed 18 games Nov. 1-Dec. 13 with broken hand suffered Oct. 29 vs. Toronto...Made his season debut Oct. 16 at Atlanta...**2007-08:** Completed his first full NHL campaign by appearing in 59 games...Swing action in 28 of the last 50 contests overall; played in season-high 23 straight to start campaign through Nov. 24...Completed season with 2g-8a-10pts overall, including 1g-4a-5pts in his last 21 appearances...Posted career-high three-game point-scoring streak (since surpassed) Jan. 8-12 (1g-2a-3pts); notched first goal of season Oct. 6 at Florida...One of four first-year players on Devils' opening-night roster (N. Bergfors, Clarkson & R. Pelley); considered a rookie despite games-played total (23) during 2006-07 season...Swing action in two post-season contests...**2006-07:** Played in season-high 18 straight NHL games Feb. 27-Apr. 5 to surpass 50-game stretch Jan. 12-20...Had points in back-to-back games for first time Mar. 17-20 (2a)...Recorded first career NHL goal with PP tally Mar. 8 at Pittsburgh...Recalled from Lowell (AHL) Feb. 27 for first NHL action since Jan. 20 vs. Philadelphia; posted first NHL point with assist that afternoon...American Hockey League totals showed 5g-16a-21pts and 28 penalty minutes with +6 mark in 52 games played through Apr. 8 re-assignment...Stats included two season-high 3-game point-scoring streaks: Jan. 21-27 (2g-1a-3pts) and Dec. 29-Jan. 5 (1g-3a-4pts)...Totals also showed 2g Dec. 15 vs. Providence...Made his Devils/NHL debut Jan. 12 vs. Atlanta; recalled from Lowell that morning...Represented PlanetUSA at 2007 AHL All-Star Game and had 1a...Recalled by New Jersey just prior to ECQF series vs. Tampa Bay...One of three Devils' rookies (J. Oduya & Zajac) to make their NHL post-season debut in game 1 vs. Lightning...Attended first Devils/NHL training camp, Sept. 2006; assigned to Lowell Oct. 3...Made pro debut Oct. 7 vs. Albany...Completed his first pro season after signing free-agent contract Apr. 4, 2006; was not drafted...**OTHER:** Joined organization after four seasons, 2002-03 to 2005-06, with Miami University of Ohio (CCHA)...Red Hawks' totals showed 27g-87a-114pts and 256 PIM in 159 career games played...First among CCHA defensemen with career-high 7g-27a-34pts during junior season...Finished first in scoring among Miami's defensemen during each of his four seasons (tie, '05-06); appeared in every game during that span...Recipient of Miami's Gary DeLonge Most Valuable Player Award in 2004-05; named Miami's Rookie of the Year in 2002-03...Prior to collegiate career, spent three seasons with Compuware (NAHL); helped lead Ambassadors to 2002 Robertson Cup Championship.

## HIGHLIGHTS

1st NHL GP: 1/12/07, AHL 1 @ NJ 2 • 1st NHL Goal: 3/8/07, NJ 4 @ Pit. 3 (SO) vs. M.A. Fleury • 1st NHL Assist: 1/20/07, Phi. 3 @ NJ 4 (SO) • 400th NHL GP: 10/11/13, NJ 2 @ Cgy. 3 • 100th NHL Assist: 11/8/13, NJ 1 @ Tor. 2 (SO) • Most Goals in Game: 2: 12/9/09, Car. 2 @ NJ 4 • Most Assists in Game: 3: 10/29/08, Tor. 6 @ NJ 5 (SO) • Most Pts. in Game: 3: 12/21/13, NJ 5 @ Wsh. 4 (OT) (1g-2a); 10/29/08, Tor. 6 @ NJ 5 (SO) (3a) • Most PIM in Game: 4: 6 times, last time 2/5/13, NYR 1 @ NJ 3 (2 min.) • Most Shots in Game: 7: 1/16/14, NJ 1 @ Cal. 2 (SO) • GP Streak: 147: 3/6-4/7/12 (17), 1/19-4/27/13 (48), 10/3/13-4/13/14 (82) (current) • Goal-Scoring Streak: 2: 12/20-21/13 (2g) • Assist-Scoring Streak: 5: 11/23-30/13 (5a) • Point-Scoring Streak: 5: 11/23-30/13 (1g-5a-6pts); 2/2-9/13 (2g-6a-8pts); 11/4-12/09 (2g-4a-6pts) • Penalties: 77 min. • Multiple-Pt. Games: 21 2-pt. games, 2 3-pt. games • Shootouts: None.

## PERSONAL

Andy and his wife, Rachel, were married this past off-season...Spends summers in his hometown of Trenton, MI, where he hosts an annual hockey school for kids, Mite through PeeWee, at Kennedy Recreation Center; instructor roster includes OHL coaches, NCAA and Junior A players with proceeds going back to the Trenton community...Threw out the first pitch at Yankee Stadium with J. Tavares (NY Islanders) and D. Girardi (NY Rangers) to promote the NHL Stadium Series, Aug. 9, 2013...Participated in 2013 NHL Player Media Tour, including ringing the opening bell at NASDAQ in NYC...Attended Cystic Fibrosis fundraiser, Sept. 6, 2011 in NYC...Majored in education at Miami University (OH)...Brothers Matt and Shawn played hockey at Western Michigan and Lake Superior State, respectively...Has participated in USA Hockey's Welcome Back Week retention program for youth players to continue playing hockey...Appeared in a video supporting You Can Play, a campaign dedicated to fighting homophobia in sports...Lists his favorite TV shows as *Seinfeld*, *Family Guy* and *24*, and his favorite movie as *Old School*...Enjoys country music, especially Toby Keith...His earliest hockey memory is of his father waking him up at 5:00 AM at the age of five for Mites' practice; then eating breakfast with him afterwards...Taught roller hockey at a local rink at age 14...Lists steak and pasta as his favorite foods.

## VS. NHL

TEAM	GP	G	A	PTS	PIM	GP	G	A	PTS	PIM	GP	G	A	PTS	PIM		
ANA	7	1	2	3	0	DET	7	1	1	2	OTT	23	1	7	8	8	
ARI	6	0	1	1	0	EDM	5	0	1	1	4	PHI	38	1	9	10	26
BOS	26	3	3	6	6	FLA	22	1	7	8	8	PIT	35	6	12	18	8
BUF	22	2	9	11	8	LA	8	0	2	2	4	SJ	8	1	2	3	4
CGY	5	0	2	2	4	MIN	6	1	2	3	4	STL	6	0	1	1	0
CAR	27	3	10	13	4	MTL	20	0	2	2	6	TB	23	2	6	8	6
CHI	6	2	0	2	0	NSH	7	0	1	1	0	TOR	25	0	10	10	4
COL	6	0	0	0	2	NJ	-	-	-	-	-	VAN	6	0	1	1	2
CBJ	8	0	3	3	0	NYI	39	1	8	9	16	WSH	24	2	5	7	14
DAL	9	0	3	3	2	NYR	33	0	8	8	12	WPG	20	0	3	3	2

YEAR	TEAM	LEAGUE	REGULAR SEASON										PLAYOFFS						
			GP	G	A	PTS	+/-	PIM	PP	SH	GW	GT	S	GP	G	A	PTS	PIM	
1999-00	Detroit	NAHL	2	4	6	10	-	60	-	-	-	-	-	-	-	-	-	-	-
2000-01	Detroit	NAHL	54	7	24	31	-	60	-	-	-	-	-	-	-	-	-	-	
2001-02	Detroit	NAHL	53	16	29	45	-	88	-	-	-	-	-	-	-	-	-	-	
2002-03	Miami	CCHA	41	4	19	23	-	64	-	-	-	-	-	-	-	-	-	-	
2003-04	Miami	CCHA	41	7	19	26	-	78	-	-	-	-	-	-	-	-	-	-	
2004-05	Miami	CCHA	38	7	27	34	-	66	-	-	-	-	-	-	-	-	-	-	
2005-06	Miami	CCHA	39	9	22	31	-	48	-	-	-	-	-	-	-	-	-	-	
2006-07	Lowell	AHL	52	5	16	21	-	28	-	-	-	-	-	-	-	-	-	-	
	DEVILS	NHL	23	1	5	6	1-	6	1	0	0	23	11	2	1	3	2		
2007-08	DEVILS	NHL	59	2	8	10	0	22	2	0	0	50	2	0	0	0	0		
2008-09	DEVILS	NHL	49	2	7	9	3	22	0	0	0	38	3	0	1	1	0		
2009-10	DEVILS	NHL	78	6	31	37	9	14	4	4	4	86	5	1	1	2	6		
	United States	WC-A	6	0	2	2	-	0	-	-	-	-	-	-	-	-	-		
2010-11	DEVILS	NHL	82	4	19	23	23-	22	1	0	1	91	-	-	-	-	-		
2011-12	DEVILS	NHL	56	1	15	16	3	16	0	0	0	53	24	0	1	1	8		
2012-13	DEVILS	NHL	48	4	12	16	12	20	2	1	1	63	-	-	-	-	-		
2013-14	DEVILS	NHL	82	8	24	32	3	32	3	0	3	134	-	-	-	-	-		
<b>DEVILS TOTALS</b>			<b>477</b>	<b>28</b>	<b>121</b>	<b>149</b>	<b>6</b>	<b>154</b>	<b>13</b>	<b>1</b>	<b>9</b>	<b>538</b>	<b>45</b>	<b>3</b>	<b>4</b>	<b>7</b>	<b>16</b>		
<b>NHL TOTALS</b>			<b>477</b>	<b>28</b>	<b>121</b>	<b>149</b>	<b>6</b>	<b>154</b>	<b>13</b>	<b>1</b>	<b>9</b>	<b>538</b>	<b>45</b>	<b>3</b>	<b>4</b>	<b>7</b>	<b>16</b>		

All-NHL First Team (2002) • NAHL Most Valuable Defenseman (2002) • CCHA All-Rookie Team (2003) • CCHA First All-Star Team (2004 to 2006) • CCHA All-Tournament Team (2004, 2006) • CCHA Offensive Defenseman of the Year (2005, 2006) • NCAA West Second All-American Team (2005) • NCAA West First All-American Team (2006) • CCHA Defensive Defenseman of the Year (2006) • Played in AHL All-Star Game (2007) Signed as a free agent by DEVILS, April 4, 2006.

6  
ANDY GREENE | D

# PETER HARROLD | D

**LAST SEASON:** Thirty-three games played/four assists were his most in three seasons with New Jersey; four points were second (5, '12-13)...Appeared in season-high 11 consecutive contests Nov. 7-27...Saw action in nine straight outings to open season through Oct. 22 at Columbus; played in his 200th career NHL contest in home opener Oct. 4 vs. NY Islanders...Matched career high with assists in back-to-back games Nov. 10-12 (2a)...Missed 25 games Dec. 10-Jan. 31 with non-displaced foot fracture; also missed 3 games Oct. 29-Nov. 3 with upper body injury...Was a healthy "scratch" on 21 occasions, including 12 straight games Feb. 27-Mar. 22.

## CAREER

**2012-13:** Contest on Feb. 2 at Pittsburgh marked lone appearance in season's first 23 games; completed campaign by playing in 22 of the last 25 contests Mar. 7-Apr. 27...Total included season-high 11 straight matches Mar. 7-29...Equaled career-high ('07-08) with five points...Matched career high with points in three straight games Mar. 16-21 (2g-1a-3pts); recorded assists/points in back-to-back games Apr. 20-21 (2a)...Notched first point of campaign with second career power play goal Mar. 16 vs. Montreal...Resigned with club July 1, 2013...**2011-12:** Saw action with both AHL and NHL Devils during sixth professional season...Recorded 5g-21a-26pts and 36 penalty minutes in 61 AHL appearances overall...Totals included three season-high two-assist efforts, most recently Mar. 16 at Binghamton and season-high four-game point-scoring streak Feb. 26-Mar. 4 (2g-2a-4pts)...Recalled by New Jersey on four occasions, most recently Mar. 26...Saw action as both a defenseman and forward...Posted only NHL points of season in back-to-back games Apr. 5-7 (2a)...Made NHL Devils' debut Jan. 24 vs. Buffalo...Played in 17 games for first post-season action since 2010; recorded four assists...**2010-11:** Playing time was limited to 19 games during fourth/final season with Los Angeles; was a healthy "scratch" on 63 occasions...Posted points in back-to-back games Dec. 2-4 (1g-1a-2pts); notched lone goal of season Dec. 2 vs. Florida...Saw action in 18 of first 40 matches; Feb. 28 contest vs. Detroit marked his only appearance of season's final 42 games...**2009-10:** Recorded points in back-to-back games Jan. 23-26 (1g-1a-2pts), including lone goal of campaign Jan. 23 at Detroit...Posted first point of season with assist in first appearance Oct. 6 vs. San Jose...Made playoff debut by appearing in 2 games of Western Conference Quarterfinals vs. Vancouver...**2008-09:** Spent entire season in NHL for first time in pro career...Recorded career-high four goals, 8a, 12 points, 28 PIM, 95 shots in 69 games played...Totals included career-high (since tied) 3-game point-scoring stretch Dec. 23-27 (2g-1a-3pts)...Scored 2g as a forward and two as a defenseman...Notched first career power play goal Dec. 26 vs. Phoenix; lone game-winning tally in season finale Apr. 11 vs. San Jose...Appeared in his 100th career NHL game Mar. 24 at St. Louis...One of three Kings who represented Team USA at 2009 World Championships (D. Brown & J. Johnson)...**2007-08:** Split campaign between Manchester (AHL) and Los Angeles...Made NHL season debut Feb. 19 at Prudential Center following recall...Called up for second time Feb. 19; 36a ranked first, 43pts

were tied for second among AHL defensemen...Selected to PlanetUSA's roster at AHL All-Star Game...**2006-07:** Split first pro season between Los Angeles and Manchester...Earned assist in NHL debut Nov. 22 at San Jose...Finished first among Monarchs' defensemen with 7g; was second with 34pts...Selected to PlanetUSA's roster at AHL All-Star Game; recorded 2a...Finished first among AHL defensemen with 3g-8a-11pts in 16 playoff games as Manchester advanced to ECF...Not drafted; signed free-agent contract Apr. 12, 2006...**OTHER:** Played four seasons, 2002-03 to 2005-06 at Boston College (HE); teammates included S. Gionta and C. Schneider...Appeared in two Frozen Four tournaments, including the 2006 championship game...A member of the Eagles' 2003, 2004 and 2005 Hockey East regular-season championship and 2005 playoff championship teams...Named to 2006 Hockey East First All-Star Team, 2006 NCAA East First All-American Team, and 2004-2006 Hockey East All-Academic Teams...Winner of league's 2006 Best Defensive Defenseman Award...As a senior, was recipient of the Angelo V. Berlandi Hockey Scholarship, while sharing the John A. "Snooks" Kelley Award as the player who best typifies Boston College hockey...As a junior, helped B.C. clinch regular-season title by scoring game-tying goal with 17 seconds remaining in Mar. 5 regular-season finale vs. Maine...As a sophomore, notched GWG in Eagles' NCAA first-round tournament victory over Niagara...As a freshman, earned Bernie Burke Outstanding Freshman Award...A member of 2002 U.S. Junior Select Team at Viking Cup...Skated with Team USA at 2000 Four Nations Tournament.

## HIGHLIGHTS

1st NHL GP: 11/22/06, LA 3 @ SJ 6 • 1st NHL Goal: 2/23/08, Chi. 6 @ LA 5 (OT) vs. P. Lalime • 1st NHL Assist: 1/22/06, LA 3 @ SJ 6 • 200th NHL Game: 10/4/13, NYI 4 @ NJ 3 (SO) • Most Goals in Game: 1; 10 times, last time 3/21/13, NJ 4 @ Car. 1 • Most Assists in Game: 1; 27 times, last time 4/4/14, Wsh. 1 @ NJ 2 • Most Pts. in Game: 1; 37 times, last time 4/4/14, Wsh. 1 @ NJ 2 (1a) • Most PIM in Game: 4; 11/15/13, LA 2 @ NJ 0 (2 min.); 12/27/08, LA 4 @ Phx. 0 (2 min.) • Most Shots in Game: 5; 1/31/09, LA 3 @ Mtl. 4; 12/9/08, LA 1 Col. 6 • GP Streak: 23; 12/1/08-1/20/09 (23) • Goal-Scoring Streak: 1; 10 times, last time 3/21/13 (1g) • Assist-Scoring Streak: 2; 11/10-12/13 (2a); 4/20-21/13 (2a); 4/5-7/12 (2a) • Point-Scoring Streak: 3; 3/16-21/13 (2g-1a-3pts); 12/23-27/08 (2g-1a-3pts) • Penalties: 35 min. • Multiple-Pt. Games: None • Shootouts: None.

## PERSONAL

Peter and his wife, Casey, have a four-year old son, Lincoln James, two-and-a-half year old daughter, Adelaide Grace; and six-month-old daughter, Emerson Rhodes...Casey is the daughter of former NFL wide receiver Dwight Clark...Before Boston College, went to Hawken School where he played centerfield on the baseball team; was a three-time All-League honoree...Majored in history at the College of Arts & Sciences while at B.C...Has an older brother, Josh, who played at Miami University (Ohio) for four years ('95-99); he also played seven years of minor league hockey for ECHL/IHL/AHL teams including the Trenton Titans.

## VS. NHL

	GP	G	A	PTS	PIM		GP	G	A	PTS	PIM		GP	G	A	PTS	PIM		
ANA	13	0	2	2	10		11	1	3	4	2		OTT	8	0	1	1	4	
ARI	10	2	2	4	6		8	0	0	0	2		PHI	8	0	0	0	0	
BOS	6	0	0	0	2		6	1	2	3	0		PIT	6	0	0	0	0	
BUF	6	0	1	1	0		LA	2	0	0	0	4		SJ	14	1	2	3	4
CGY	9	0	0	0	2		MIN	11	0	1	1	4		STL	8	0	1	1	2
CAR	6	1	0	1	2		MTL	6	1	0	1	2		TB	3	1	0	1	0
CHI	7	1	1	2	4		NSH	9	0	3	3	0		TOR	7	0	2	2	2
COL	8	0	0	0	6		NJ	5	0	0	0	2		VAN	9	0	0	0	2
CBJ	8	1	0	1	2		NYI	6	0	0	0	0		WSH	4	0	1	1	0
DAL	13	0	1	1	2		NYR	9	0	4	4	4		WPG	5	0	0	0	0

YEAR	TEAM	LEAGUE	REGULAR SEASON											PLAYOFFS					
			GP	G	A	PTS	+/-	PIM	PP	SH	GW	GT	S	GP	G	A	PTS	PIM	
1990-00	Cleveland	NAHL	8	0	1	1	-	6	-	-	-	-	-	-	-	-	-	-	-
2000-01	Cleveland	NAHL	55	5	23	28	-	34	-	-	-	-	-	-	-	-	-	-	
2001-02	Cleveland	NAHL	54	5	19	24	-	38	-	-	-	-	-	-	-	-	-	-	
2002-03	Boston College	HE	39	1	11	12	-	20	-	-	-	-	-	-	-	-	-	-	
2003-04	Boston College	HE	40	2	12	14	-	12	-	-	-	-	-	-	-	-	-	-	
2004-05	Boston College	HE	35	4	10	14	-	22	-	-	-	-	-	-	-	-	-	-	
2005-06	Boston College	HE	42	7	23	30	-	32	-	-	-	-	-	-	-	-	-	-	
2006-07	Manchester	AHL	62	7	27	34	-	43	-	-	-	-	-	-	-	-	-	-	
	Los Angeles	NHL	12	0	2	2	0	8	0	0	0	11	-	-	-	-	-	-	
2007-08	Manchester	AHL	49	7	36	43	-	25	-	-	-	-	-	-	-	-	-	-	
	Los Angeles	NHL	25	2	3	5	3	2	0	0	0	16	-	-	-	-	-	-	
	Los Angeles	NHL	69	4	8	12	13	-	28	1	0	95	-	-	-	-	-	-	
2008-09	United States	WC-A	3	0	0	0	-	0	-	-	-	-	-	-	-	-	-	-	
2009-10	Los Angeles	NHL	39	1	2	3	2	8	0	0	0	23	2	0	0	0	0	0	
2010-11	Los Angeles	NHL	19	1	3	4	3	4	0	0	0	12	-	-	-	-	-	-	
2011-12	Albany	AHL	61	5	21	26	-	36	-	-	-	-	-	-	-	-	-	-	
	DEVILS	NHL	11	0	2	2	0	0	0	0	0	11	17	0	4	4	4	6	
2012-13	DEVILS	NHL	23	2	3	5	8	-	6	1	0	36	-	-	-	-	-	-	
2013-14	DEVILS	NHL	33	0	4	4	2	-	14	0	0	32	-	-	-	-	-	-	
<b>DEVILS TOTALS</b>			<b>67</b>	<b>2</b>	<b>9</b>	<b>11</b>	<b>10</b>	<b>20</b>	<b>1</b>	<b>0</b>	<b>0</b>	<b>-</b>	<b>72</b>	<b>17</b>	<b>0</b>	<b>4</b>	<b>4</b>	<b>6</b>	
<b>NHL TOTALS</b>			<b>231</b>	<b>10</b>	<b>27</b>	<b>37</b>	<b>19</b>	<b>70</b>	<b>2</b>	<b>0</b>	<b>1</b>	<b>-</b>	<b>236</b>	<b>19</b>	<b>0</b>	<b>4</b>	<b>4</b>	<b>6</b>	

Hockey East All-Academic Team (2004 to 2006) • NCAA First Team All-American (2006) • NCAA East First All-American Team (2006) • Hockey East Best Defensive Defenseman (2006) • Hockey East First All-Star Team (2006) • Played in AHL All-Star Game (2007, 2008)  
Signed as a free agent by Los Angeles, April 12, 2006. Signed as a free agent by DEVILS, August 12, 2011.

10

HEIGHT: 5-11  
WEIGHT: 180 LBS.  
SHOOTS: RIGHT

BORN: 06/08/1983  
KIRTLAND HILLS, OH  
SEASON: 8TH NHL/4TH NJ

DRAFTED: NOT DRAFTED,  
SIGNED AS FREE AGENT





# MARTIN HAVLAT | LW

**LAST SEASON:** Injuries during third/final season with San Jose/13th NHL campaign limited playing time to just 48 games...Tallied six multiple-point games, including natural hat trick/career-high (tie) four points Apr. 11 vs. Colorado (6th career 3-goal game)...Recorded 1g-1a-2pts on four occasions, most recently Mar. 14 at NY Islanders; also had 2a Mar. 27 vs. Winnipeg...Posted points in back-to-back games three times: Mar. 25-27 (1g-2a-3pts), Dec. 17-19 (1g-2a-3pts) and Nov. 23-27 (2a)...Notched lone power play goal Mar. 18 vs. Florida...Finished at plus-14, his best mark since 2008-09 (+29)...Made season debut Oct. 30 at Los Angeles; missed 12 games with groin injury...Missed 17 matches Dec. 23-Jan. 27 with lower body injury...Saw action in just one post-season contest.

## CAREER

**2012-13:** Played in 40 of 48 games during lockout-shortened campaign...Total included his 700th career NHL contest Apr. 24 at Phoenix; became 31st native of the Czech Republic to reach mark...Finished tied (L. Couture) for team lead with plus-seven mark...Began season with four-game point-scoring streak Jan. 20-26 (2g-2a-4pts); posted lone game-winning tally in season opener at Calgary...Recorded three multiple-point games, including season-high 2g-1a-3pts Apr. 18 vs. Minnesota...Had lone power play tally Feb. 2 vs. Nashville...Missed 7 games Mar. 5-16 with lower body injury...Played in two playoff games; missed 9 games with lower body injury...**2011-12:** Saw action in just 39 games during first season with San Jose; missed 9 games due to injury...Made Sharks' debut Oct. 21 at Prudential Center; missed first 4 games of season with shoulder injury...Began/ended season with 4-game point-scoring streaks Mar. 31-Apr. 7 (1g-4a-5pts) and Oct. 21-28 (5a)...Recorded seven two-point games, including season-high two goals/overtime winner Mar. 17 vs. Detroit to begin stretch of three straight multiple-point outings through Mar. 20 (4g-2a-6pts)...Missed 39 matches Dec. 21-Mar. 13 with lower body injury...Added 2g in Stanley Cup Playoffs, including OT tally in game one of Western Conference Quarterfinals at St. Louis...**2010-11:** Appeared in 78 games during second/final season with Minnesota; missed last 4 games of campaign Apr. 3-10 with upper body injury...Finished first on club with 22g, was second with 40 assists (M. Koivu, 45) and tied for first (Koivu) with 62 points...Posted his 300th career NHL assist Mar. 6 vs. Buffalo, registered his 500th point with goal Feb. 20 vs. Detroit, skated in his 600th game Feb. 16 at Chicago and reached 200-goal mark with 2g-1a-3pts Jan. 19 at Calgary...Had two 5-game point-scoring streaks: Feb. 28-Mar. 8 (2g-5a-7pts) and Nov. 12-20 (2g-6a-8pts)...Tallied 14 multiple-point games, including three 3pt outings: Jan. 19, 2g-1a Nov. 26 vs. Nashville and career-high 3a (tie) Nov. 14 at Tampa Bay...Posted 3a at 2011 NHL All-Star Game...Represented Bronze Medal-winning Czech Republic at World Championships in Bratislava/Kosice, Svk...**2009-10:** Completed first season with Minnesota third on squad with 54pts; was tied for third (A. Brunette) with 36a...Over a 24-game stretch Dec. 11-Jan. 28 (9g-17a-26pts), recorded career-high 8-game point-scoring streak Dec. 28-Jan. 11 (2g-7a-9pts), as well as two 6-game stretches Dec. 11-21 (4g-5a-9pts) and Jan. 16-28 (3g-5a-8pts)...Also recorded assists in career-high six straight Dec. 29-Jan. 9 (7a)...Posted three season-high 3pt games, including 1g-2a Dec. 12 at Vancouver; matched career-high with 3a Jan. 16 at Phoenix and Oct. 6 vs. Anaheim to reach 400pt mark...Appeared in his 500th career

# 9

**HEIGHT:** 6-2  
**WEIGHT:** 210 LBS.  
**SHOOTS:** LEFT

**BORN:** 04/19/81  
MLADA BOLESLAV, CZECH REP.  
**SEASON:** 14TH NHL/1ST NJ

**DRAFTED:** OTTAWA'S 1ST  
CHOICE, 26TH OVERALL,  
IN 1999 ENTRY DRAFT

NHL game Dec. 21 vs. Colorado; recorded fifth career OT goal Dec. 11 at Calgary...Missed 2 games Oct. 16-17 (groin), four contests Nov. 20-28 (hamstring) and final two matches Apr. 8-10 (lower body)...Represented Czech Republic at Winter Olympic Games for second time...**2008-09:** Played in career-high 81 games during third/final season with Chicago...Led club with career-high 48a/77pts; was second with 29g (J. Toews, 34), 5 GWG (Toews, 7) and career-high +29 mark (D. Keith, +33)...Notched 21 of 29g/51 of 77pts on home ice...Posted career-high 9-game point-scoring stretch Feb. 14-Mar. 3 (4g-11a-15pts)...Paced Chicago with 22 multiple-point games, including four 3pt games, including 2g-1a Feb. 14 vs. Dallas, and three 1g-2a efforts, most recently Mar. 27 vs. New Jersey...Had four straight multiple-point games Mar. 20-27 (5g-4a-9pts)...Also had 2g Mar. 22 vs. Los Angeles...Reached the 200-assist mark in NHL career Jan. 6 at Phoenix; appeared in his 400th career NHL game Nov. 1 at Columbus...Led club with career-high 15pts in 16 playoff contests; finished second (B. Seabrook, 11) with 10a...**2007-08:** Injuries limited playing time to just 35 games, including season-high 23 straight appearances Jan. 6-Feb. 27...Recorded four season-high 4-game point-scoring streaks, including two over a 9-game stretch Jan. 30-Feb. 19 (3g-5a-8pts): Jan. 30-Feb. 7 (4a)/Feb. 13-19 (3g-1a-4pts)...Posted five multiple-point games/two multi-goal games; matched career-high with 3a Dec. 19 vs. Nashville...Recorded 2g twice: Dec. 12 vs. Los Angeles to reach 300pt mark and Nov. 28 vs. Tampa Bay...Missed 22 games Oct. 6-Nov. 25 (shoulder) and six more Dec. 23-Jan. 4 (pulled groin)...Underwent season-ending shoulder surgery on Mar. 14...**2006-07:** Led Chicago across the board with 25g/32a/57pts despite seeing action in just 56 games...Finished first on club with +15 mark; was tied for first (3 others) with 5 PPG...Became first European-born player to lead Blackhawks in scoring since 1977-78 (I. Boldirev, Zranjanin, Yugo., 80pts)...Appeared in his 300th career NHL game Oct. 7 vs. Columbus...Recorded points in season-high seven straight games Feb. 1-14 (7g-5a-12pts)...Began Chicago career with points in six straight Oct. 5-18 (7g-6a-13pts); matched career-high with 2g-2a-4pts in Hawks' debut Oct. 5 at Nashville...Multiple-point games included 2g-1a-3pts Dec. 9 at Minnesota; notched three 1g-2a efforts, most recently Feb. 25 vs. St. Louis...Also had 2g Feb. 6 at Calgary and Oct. 14 at St. Louis...Posted 2g-3a-5pts in first-ever NHL All-Star Game appearance...Missed 19 games Oct. 21-Dec. 7 (sprained ankle), three matches Jan. 5-10 (pulled groin) and three contests April 5-8 (shoulder)...**2005-06:** Notched season-high 4-game point-scoring streak Nov. 2-10 (7g-1a-8pts); stretch included 100th career goal Nov. 3 vs. Tampa Bay and career-high 4g Nov. 2 at Buffalo for fifth career hat trick...Missed 5 games Oct. 21-30 as the result of a 5-game NHL suspension for kicking incident Oct. 15 vs. Boston...Missed 58 games Dec. 1-Apr. 13 due to shoulder injury/surgery...Led Senators with 7g; was second (J. Spezza, 14) with 13pts during Stanley Cup Playoffs; tied for first (Spezza & D. Heatley)

## VS. NHL

ANA	GP	G	A	PTS	PIM	DET	GP	G	A	PTS	PIM	OTT	GP	G	A	PTS	PIM
ARI	29	7	14	21	8	EDM	28	9	13	22	10	PHI	5	1	2	3	2
BOS	30	6	12	18	16	FLA	32	12	12	24	38	PHI	21	4	6	10	10
BUF	28	10	17	17	10	LA	22	5	13	18	20	PIT	18	9	7	16	21
CGY	25	9	8	17	10	LA	32	11	14	25	10	SJ	21	3	10	13	16
CAR	31	17	12	29	20	MIN	20	10	6	16	6	STL	31	8	9	17	18
CHI	22	8	9	17	4	MTL	24	6	11	17	12	TB	20	9	13	22	6
CHI	20	3	6	9	2	NSH	36	15	23	38	24	TOR	25	6	10	16	14
COL	34	10	19	29	22	NJ	24	5	14	19	4	VAN	29	6	9	15	18
CBJ	33	9	20	29	18	NYI	21	7	10	17	8	WSH	18	6	12	18	6
DAL	28	11	14	25	16	NYR	22	8	8	16	10	WPG	19	6	10	16	15

YEAR	TEAM	LEAGUE	REGULAR SEASON													PLAYOFFS				
			GP	G	A	PTS	+/-	PIM	PP	SH	GW	GT	S	GP	G	A	PTS	PIM		
1996-97	HC Ylving Brno	Cze. Jr.	34	43	27	70	-	-	-	-	-	-	-	-	-	-	-	-	-	
1997-98	HC Ylving Brno	Cze. Jr.	32	38	29	67	-	-	-	-	-	-	-	-	-	-	-	-	-	
1998-99	HC Trinec	Cze. Jr.	31	28	23	51	-	-	-	-	-	-	-	-	-	-	-	-	-	
	HC Trinec	Czech Rep.	24	2	3	5	-	4	-	-	-	-	-	8	0	0	0	0	0	
1999-00	HC Trinec	Cze. Jr.	1	0	1	1	-	0	-	-	-	-	-	-	-	-	-	-	-	
	HC Trinec	Czech Rep.	46	13	29	42	-	48	-	-	-	-	-	4	0	2	2	8	8	
	HC Kometa Brno	Cze.-2	7	3	2	5	-	4	-	-	-	-	-	5	3	3	6	10	10	
	Czech Republic	WC-A	9	2	1	3	-	2	-	-	-	-	-	-	-	-	-	-	-	
	Czech Republic	WC-A	9	2	1	3	-	2	-	-	-	-	-	-	-	-	-	-	-	
2000-01	Ottawa	NHL	73	19	23	42	8	20	7	0	5	0	133	4	0	0	0	2	2	
2001-02	Ottawa	NHL	72	22	28	50	7	66	9	0	6	1	145	12	2	5	7	14	14	
	Czech Republic	Olym.	4	3	1	4	-	27	-	-	-	-	-	-	-	-	-	-	-	
2002-03	Ottawa	NHL	67	24	35	59	20	30	9	0	4	0	179	18	5	6	11	14	14	
2003-04	HC Sparta Praha	Czech Rep.	3	4	4	8	-	8	-	-	-	-	-	-	-	-	-	-	-	
	Ottawa	NHL	68	31	37	68	12	46	13	0	7	0	175	7	0	3	3	2	2	
	Czech Republic	WC-A	3	0	0	0	-	4	-	-	-	-	-	-	-	-	-	-	-	
2004-05	Czech Republic	W Cup	5	3	3	6	-	2	-	-	-	-	-	-	-	-	-	-	-	
	HC Znojmo Orli	Czech Rep.	12	10	4	14	-	16	-	-	-	-	-	-	-	-	-	-	-	
	Dynamo Moscow	Rus.	10	2	0	2	-	14	-	-	-	-	-	-	-	-	-	-	-	
	HC Sparta Praha	Czech Rep.	9	5	4	9	-	37	-	-	-	-	-	5	0	0	0	0	20	
2005-06	Ottawa	NHL	18	9	7	16	6	4	2	1	1	1	57	10	7	6	13	4	4	
2006-07	Chicago	NHL	56	25	32	57	15	28	5	0	1	1	176	-	-	-	-	-	-	
2007-08	Chicago	NHL	35	10	17	27	4	22	3	0	2	1	87	-	-	-	-	-	-	
2008-09	Chicago	NHL	81	29	48	77	29	30	5	0	5	1	249	16	5	10	15	8	8	
2009-10	Minnesota	NHL	73	18	36	54	19	34	4	0	3	1	169	-	-	-	-	-	-	
	Czech Republic	Olym.	5	0	2	2	0	0	-	-	-	-	-	-	-	-	-	-	-	
2010-11	Minnesota	NHL	78	22	40	62	10	52	3	0	4	1	229	-	-	-	-	-	-	
	Czech Republic	WC-A	6	2	4	6	-	4	-	-	-	-	-	-	-	-	-	-	-	
2011-12	San Jose	NHL	39	7	20	27	10	22	4	0	1	1	96	5	2	1	3	8	8	
2012-13	San Jose	NHL	40	8	10	18	7	30	1	0	1	1	89	2	0	0	0	0	0	
2013-14	San Jose	NHL	48	12	10	22	14	10	1	0	2	1	72	1	0	0	0	0	0	

**NHL TOTALS** 748 236 343 579 89 394 66 1 42 1 1856 75 21 31 52 52  
NHL All-Rookie Team (2001) • Played in NHL YoungStars Game (2002) • Played in NHL All-Star Game (2007, 2011)  
Traded to Chicago by Ottawa with Bryan Smolinski for Tom Preissing, Josh Hennessy, Michal Babinec and Chicago's second-round choice (Patrick Wiercioch) in 2008 Entry Draft, July 10, 2006. Signed as a free agent by Minnesota, July 1, 2009. Traded to San Jose by Minnesota for Dany Heatley, July 3, 2011. Signed as a free agent by DEVILS, July 1, 2014.

9  
MARTIN HAVLAT  
LW

with 3 PPG...**2004-05:** Saw action with Moscow Dynamo (Rus.), Sparta Praha (Czech Rep.) and Znojemsti Excalibur Orli (Czech Rep.) during lockout season...Led Czech Republic/finished third in tourney with 3g-3a-6pts at 2004 World Cup of Hockey...**2003-04:** Finished third on Ottawa with 31g/37a/68pts; was first with career-high 7 GWG and second with 13 PPG (M. Hossa, 14)...Netted two 4pt outings: Sens' lone hat trick with 3g-1a Feb. 22 at Pittsburgh and 2g-2a Jan. 17 vs. Boston...Posted season-high 6-game point-scoring streak Jan. 8-17 (5g-7a-12pts); named NHL's *Offensive Player of the Week* Jan. 18 after tallying 3g-4a-7pts in 3 games...Notched 200th career point with goal Feb. 21 vs. Calgary; 100th assist Dec. 20 vs. NY Rangers...Missed 3 games Nov. 22-25 (hamstring)...Posted season-high 5-game point-scoring stretch Nov. 14-23 (1g-4a-5pts)...Contest Mar. 4 vs. Toronto marked his 200th career NHL game; recorded his 100th point with goal Nov. 19 at Carolina...Appeared in career-high 18 playoff games en-route to Eastern Conference Finals vs. New Jersey...Was tied for second (Hossa & T. White) with 5g; tied for second (R. Bonk) with 11pts...**2001-02:** Played in his 100th career NHL contest Dec. 6 at Nashville...Led club with 6 GWG; was tied for first (Alfredsson & Hossa) with 9 PPG...Notched lone career game-tying goal Jan. 22 at Philadelphia...Recorded season-high 6-game point-scoring streak Oct. 30-Nov. 15 (5g-3a-8pts)...Posted hat trick Dec. 13 vs. Phoenix; had 2g-1a Mar. 27 at NY Islanders, Dec. 5 at Dallas and Oct. 9 at Carolina...Also had 2g Jan. 20 at Detroit...Selected to participate at NHL YoungStars Game, but did not play due to groin injury...Also missed ten regular-season contests due to groin injury...Scored first career playoff goal/series-clinching OT tally in game five of ECQF at Philadelphia...Represented Czech Republic at Winter Olympic Games; totaled 3g-1a-4pts in 4 games...**2000-01:** Finished third in the voting for the Calder Memorial Trophy as league's top rookie; named to NHL's All-Rookie Team...Completed campaign ranked third among NHL rookies with 42pts; was tied for fourth (B. Richards, TB) with 7 PPG and second (S. Willis, Car., 6) with 5 GWG...Recorded first hat trick/added assist Mar. 14 vs. Atlanta; recorded 2g Mar. 10 vs. NY Rangers and Dec. 14 vs. Calgary...Named league's *Rookie of the Month* for March after recording 7g-7a-14pts in 15 appearances...Posted season-high 7-game point streak Oct. 27-Nov. 9 (4g-5a-9pts)...Missed 8 games Nov. 25-Dec. 9 with shoulder injury...**OTHER:** Captured two Gold Medals for Czech Republic within a four-month span at the 2000 World Junior Championships and World Championships.

## HIGHLIGHTS

1st NHL GP: 10/5/00, Ott. 4 @ Bos. 4 (OT) • 1st NHL Goal: 10/14/00, Ott. 4 @ Tor. 0 vs. C. Joseph • 1st NHL Assist: 10/5/00, Ott. 4 @ Bos. 4 (OT) • Most Goals in Game: 4; 11/2/05, Ott. 10 @ Buf. 4 • Most Assists in Game: 3; 6 times, last time 11/4/10, Min 4 @ TB 1 • Most Pts. in Game: 4; 8 times, last time 4/11/14, Col. 1 @ SJ 5 (3g-1a) • Most PIM in Game: 14; 3/20/13, SJ 4 @ Edm. 3 (SO) (2 min., misc.) • Most Shots in Game: 10; 12/12/06, Chi. 3 @ StL 2 • GP Streak: 78; 10/7/10-4/2/11 (78) • Goal-Scoring Streak: 6; 2/1-11/07 (7g) • Assist-Scoring Streak: 6; 12/29/09-1/9/10 (7a) • Point-Scoring Streak: 9; 2/14-3/3/09 (4g-11a-15pts) • Penalties: 182 min., 2 maj., 1 misc., 1 match • Multiple-Pt. Games: 114 2-pt. games, 22 3-pt. games, 8 4-pt. games • Shootouts: 4-24 (16.7%).

## PERSONAL

Martin has a two-year old daughter...Chicken and sushi are his favorite foods...Is an avid soccer player and fan...Lists Novak Djokovic as his favorite athlete, *Braveheart* and *Gladiator* as his favorite movies, and *Dexter* and *Prison Break* as his favorite television shows...Named current teammate and fellow countryman Jaromir Jagr as his favorite hockey player growing up...Counts current teammate, Patrik Elias, as one of his closest friends...His favorite NHL memory is his first game and assisting on the game-winning goal...His father, Miroslav, was a defenseman for SK Kralovo Pole (Czech.) in the 1950's...Nephew Robert plays for HC Kometa Brno (U18).

## HAT TRICKS

NO.	DATE	SCORE	GOALTENDER(S)
1.	3/14/01	Atlanta 1 at OTTAWA 8 (GW)	Maracle (1), Hnlicka (2)
2.	12/13/01	Phoenix 0 at OTTAWA 6 (GW)	Sean Burke
3.	1/27/03	OTTAWA 3 at Dallas 5	Marty Turco
4.	2/22/04	OTTAWA 6 at Pittsburgh 3 (GW)	J.S. Aubin (2), ENG
5.	11/02/05	OTTAWA 10 at Buffalo 4 (4)(GW)	Biron (1), Noronen (3)
6.	*4/11/14	Colorado 1 at SAN JOSE 5	J.S. Giguere (2), ENG

\*Denotes natural hat trick.

## ALL-STAR GAMES

YEAR	TEAM	GP	G	A	PTS	PIM
2007	Western Conference (Chi.)	1	2	1	3	0
2011	Team Lidstrom (Min.)	1	0	3	3	0
	<b>Totals</b>	<b>2</b>	<b>2</b>	<b>4</b>	<b>6</b>	<b>0</b>

## YOUNGSTARS GAMES

YEAR	TEAM	GP	G	A	PTS	PIM
2002	Team Fox (Ott.)	D I D	N O T	P L A Y	- I N J U R E D	



**NEIGHBORS HELPING NEIGHBORS.  
THAT'S A CHALLENGE WE  
CAN MEET.**

At Prudential, we are leveraging our employees and our community relationships to create innovative, lasting solutions focused on eliminating barriers to financial and social mobility – through groundbreaking research, programs, and thought leadership. It all adds up to help us deliver financial solutions built to meet our community's needs.

Learn more about Prudential's commitment to communities at [prudential.com](http://prudential.com)

**Prudential is a proud supporter of the  
NEW JERSEY DEVILS**



© 2014. Prudential, the Prudential logo, the Rock symbol and Bring Your Challenges are service marks of Prudential Financial, Inc. and its related entities, registered in many jurisdictions worldwide.  
0241728-00003-00 A4383



# ADAM HENRIQUE | C

**LAST SEASON:** Established career high with 77 games played...Finished first on Devils with career-high 25 goals; was second (M. Zidlicky) with career-high seven power play goals and fourth with 43 points...Also established career highs with four game-winning goals and 137 shots on goal; set career high with 8 shots Jan. 24 vs. Washington...Led club with three shorthanded goals: Mar. 8 vs. Carolina, Feb. 27 vs. Columbus and Oct. 29 vs. Tampa Bay...First in NHL with 9 SHG since the start of 2011-12 season...Named NHL's *Third Star of the Week* for the period ending Mar. 9; led league with 5g...Also named league's *Second Star of the Week* for the period ending Mar. 2; had 4g-2a-6pts in 3 games...Recorded goals/points in season-high six straight games Feb. 27-Mar. 8 (9g-2a-11pts); goals in six straight tied team record...Posted points in four straight Dec. 27-Jan. 3 (3g-2a-5pts); as well as three straight Mar. 23-29 (2g-1a-3pts), Jan. 11-14 (2g-2a-4pts) and Nov. 29-Dec. 2 (1g-2a-3pts)...Also had points in back-to-back games three times: Jan. 21-24 (2g), Dec. 18-20 (2a) and Oct. 26-29 (2g)...Notched three two-goal games: Mar. 8 vs. Carolina, Mar. 7 at Detroit and Feb. 27 vs. Columbus...Also had four 1g-1a-2pt efforts, most recently Mar. 2 vs. San Jose to reach 100-point mark in NHL career...Matched career high (tie) with two assists Mar. 20 vs. Minnesota...Unsuccessful on first career penalty shot attempt in season opener Oct. 3 at Pittsburgh (vs. M.A. Fleury)...Missed final 5 games of campaign Apr. 5-13 (lower body).

## CAREER


**2012-13:** Played in 42 of the final 43 games after making NHL season debut/posting goal Jan. 31 vs. NY Islanders; was a healthy "scratch" Apr. 23 vs. Montreal...Total included his 100th career NHL match Mar. 19 vs. NY Rangers...Completed campaign tied third on squad with 11 goals (I. Kovalchuk)...Recorded points in season-high five straight games Feb. 3-10 (3g-2a-5pts); totals included goals in three straight contests Feb. 5-9 (3g)...Matched career high in lone multiple-point effort of season with 2g-1a-3pts Mar. 13 vs. Philadelphia...Notched fifth/sixth career shorthanded goals over a three-game span Mar. 2 at Buffalo/Mar. 5 vs. Tampa Bay...Activated Jan. 31 after missing 5 games with left thumb injury suffered during Nov. 25 AHL contest vs. Wilkes-Barre/Scranton (Atlantic City, NJ); underwent a procedure to repair the Ulnar Collateral Ligament four days later...American Hockey League stats showed 5g-3a-8pts in 16 games...Totals included season-high two assists Nov. 17 at St. John's; and points in back-to-back games twice, most recently Nov. 24-25 (1g-1a-2pts)...Served as an alternate captain with Albany (AHL)...**2011-12:** A finalist for the Calder Memorial Trophy as league's top rookie; finished third in the balloting...Named NHL's top rookie for December; led all first-year players with 5g-8a-13pts...Third among the league's rookies/fourth on squad with 51 points; first among first-year players/fourth on club with 35a; and sixth among rookies/seventh on team with 16g...Point-total was fourth among first-year players in franchise history; passed P. Verbeek (47, '83-84) with assist Mar. 27 vs. Chicago...Recorded points in team season-high (tie, P. Elias, 3 times & Z. Parise) seven straight games Nov. 25-Dec. 8 (2g-7a-9pts)...Notched 14 multiple-point games, including season-high 1g-2a-3pts Dec. 12 at Tampa Bay and lone two-goal game Nov. 5 vs. Winnipeg (OT)...Selected to participate as a rookie at NHL All-Star Weekend, but did not attend due to injury...Tied for first in NHL with 4 SHG (C. Clutterbuck, Min. & M. Richards, LA);

# 14

**HEIGHT:** 6-0  
**WEIGHT:** 195 LBS.  
**SHOOTS:** LEFT

**BORN:** 02/06/1990  
BRANTFORD, ONT.  
**SEASON:** 4TH NHL/4TH NJ

**DRAFTED:** NEW JERSEY'S  
4TH CHOICE (3RD ROUND),  
82ND OVERALL, IN 2008  
ENTRY DRAFT



was tied for second with 3 SH assists (4 others) and tied for first with 7 SH points (Parise)...Missed five of eight contests Jan. 14-Feb. 4 (groin)...Added game-deciding goal in first career shootout attempt Dec. 8 vs. Ottawa...Saw action in 3 games during eight-day AHL assignment Oct. 14-22; made NHL season debut Oct. 8 vs. Philadelphia...Established Devils' single-season playoff rookie record with 8a (7, S. Gomez, '00; B. Rafalski, '00 & J. Dowd, '95)/13pts (Gomez, 10, '00)...Tied NHL single-season record with second series-clinching overtime goal in game six of Eastern Conference Finals vs. NY Rangers (M. Gelinas, Cgy., '04)...In ECQF vs. Florida, became just second rookie in league history to record a series-clinching OT goal (C. Lemieux, Mtl, '86); was second rookie in team history (D. Brown, '88 WCF at Bos.) to record an OT goal...Finished third in NHL/led squad with plus-12 mark; one of just three players in team's lineup (D. Clarkson & A. Ponikarovsky) to finish "plus" in all four playoff rounds...**2010-11:** Spent most of first pro season with Albany; led club with 25g, eight power play tallies, five game-winners and one in OT (tie)...Finished second on club with 50pts (M. Anderson, 55pts), tying M. Taormina's franchise rookie record set previous season...Totals included two season-high 4-game point-scoring streaks: Mar. 26-Apr. 2 (2g-4a-6pts) and Feb. 12-18 (4g-2a-6pts)...Notched 11 two-point games, including 2g Feb. 15 at Charlotte and Jan. 15 vs. Springfield...Made NHL debut in regular-season finale Apr. 10 vs. Boston; recalled from AHL Devils that day...Named to New Jersey's season-opening roster Oct. 6; was re-assigned prior to Oct. 8 season opener...Made AHL Devils' debut Oct. 9 vs. Adirondack...**OTHER:** Spent four seasons, 2006-07 through 2009-10, with Windsor (OHL); compiled 111g-117a-228pts and 152 penalty minutes in 238 games played...A member of Spiffires' back-to-back Memorial Cup Championships his last two seasons; teammates included former AHL Devil H. Young...Named MVP of 2010 Ontario Hockey League playoffs; led league with 20g...Appeared in 2010 OHL All-Star Game...Represented Canada at 2010 World Junior Championships, winning Silver Medal.

## HIGHLIGHTS

1st NHL GP: 4/10/11, Bos. 2 @ NJ 3 • 1st NHL Goal: 11/3/11, NJ 4 @ Phi. 3 (SO) vs. S. Bobrovsky • 1st NHL Assist: 10/27/11, NJ 3 @ Phx. 5 • 100th NHL Point: 3/2/14, SJ 4 @ NJ 2 (a) • Most Goals in Game: 2; 5 times, last time 3/8/14, Car. 4 @ NJ 5 • Most Assists in Game: 2; 9 times, last time 3/20/14, Min. 3 @ NJ 4 (OT) • Most Pts. in Game: 3; 3/13/13, Phi. 2 @ NJ 5 (2g-1a); 12/12/11, NJ 5 @ TB 4 (1g-2a) • Most PIM in Game: 5; 1/10/12, NJ 3 @ Cgy. 6 (maj.) • Most Shots in Game: 8; 1/24/14, Wsh. 1 @ NJ 2 • GP Streak: 79; 4/25-27/13 (2), 10/3/13-4/4/14 (77) • Goal-Scoring Streak: 6; 2/27-3/8/14 (9g) • Assist-Scoring Streak: 4; 11/25-12/2/11 (4a) • Point-Scoring Streak: 7; 11/25-12/8/11 (2g-5a-7pts) • Penalties: 19 min., 1 maj. • Multiple-Pt. Games: 21 2-pt. games, 2 3-pt. games • Shootouts: 1-10 (10.0%).

## PERSONAL

One of four sons – Michael, Cole and Shay – to Teresa and Joe Henrique...Hometown of Burford, Ont. had a sign posted in his honor as *Hometown of Adam Henrique*; 200 people gathered at the local community centre to watch game one of the 2012 Stanley Cup Finals...CBC went to his hometown to do a feature during the 2012 NHL Playoffs...Participated in *Hockey Night in Brantford* 2012 Homecoming Game at the Gretzky Centre; proceeds were donated to the Brant United Way...Along with former Albany Devils defenseman Harry Young, annually participates in the Windsor Spiffires hockey camp for children...Ran a youth hockey camp at the Ice Vault Arena in Wayne, NJ, summer, 2013...Was one of 27 NHL top prospects, along with Adam Larsson, to attend 2011 NHLPA Rookie Showcase outside of Toronto for Panini America and Upper Deck trading card/memorabilia partners...First job was working summers on his father's farm picking tobacco.

## VS. NHL

	GP	G	A	PTS	PIM	GP	G	A	PTS	PIM	GP	G	A	PTS	PIM	
ANA	3	1	2	3	0	DET	4	3	0	3	2	OTT	9	0	4	4
ARI	3	1	1	2	0	EDM	3	0	2	2	2	PHI	13	6	3	9
BOS	9	1	2	3	0	FLA	10	1	2	3	0	PIT	14	3	3	6
BUF	10	2	6	8	4	LA	3	0	0	0	0	SJ	2	1	1	2
CGY	2	2	1	3	5	MIN	3	0	3	3	2	STL	3	2	0	2
CAR	10	6	0	6	2	MTL	7	1	4	5	2	TB	10	4	5	9
CHI	3	0	2	2	0	NSH	2	0	1	1	0	TOR	10	2	5	7
COL	4	0	1	1	0	NJ	-	-	-	-	-	VAN	3	0	0	0
CBJ	5	3	1	4	0	NYI	14	5	6	11	2	WSH	10	2	3	5
DAL	4	1	0	1	2	NYR	14	2	0	2	2	WPG	7	3	0	3

YEAR	TEAM	LEAGUE	REGULAR SEASON											PLAYOFFS					
			GP	G	A	PTS	+/-	PIM	PP	SH	GW	GT	S	GP	G	A	PTS	PIM	
2005-06	Brantford	AHMMPL	33	31	21	54	-	-	-	-	-	-	-	-	-	-	-	-	-
2006-07	Windsor	OHL	62	23	21	44	-	20	-	-	-	-	-	-	-	-	-	-	-
2007-08	Windsor	OHL	66	20	24	44	-	28	-	-	-	-	-	-	-	-	-	-	-
2008-09	Windsor	OHL	56	30	33	63	-	47	-	-	-	-	-	-	-	20	8	9	17
2009-10	Windsor	OHL	54	38	39	77	-	57	-	-	-	-	-	-	19	*20	5	25	12
	Canada	WJC-A	6	1	0	1	-	2	-	-	-	-	-	-	-	-	-	-	-
2010-11	Albany	AHL	73	25	25	50	-	28	-	-	-	-	-	-	-	-	-	-	-
2011-12	DEVILS	NHL	1	0	0	0	1	0	0	0	0	3	-	-	-	-	-	-	-
2011-12	DEVILS	NHL	74	16	35	51	8	7	0	*4	3	-	130	24	5	8	13	11	
	Albany	AHL	3	0	1	1	-	2	-	-	-	-	-	-	-	-	-	-	-
2012-13	Albany	AHL	16	5	3	8	-	12	-	-	-	-	-	-	-	-	-	-	-
	DEVILS	NHL	42	11	5	16	3	16	3	2	4	-	78	-	-	-	-	-	-
2013-14	DEVILS	NHL	77	25	18	43	3	20	7	3	2	-	137	-	-	-	-	-	-
<b>DEVILS TOTALS</b>			<b>194</b>	<b>52</b>	<b>58</b>	<b>110</b>	<b>9</b>	<b>43</b>	<b>10</b>	<b>9</b>	<b>9</b>	<b>-</b>	<b>348</b>	<b>24</b>	<b>5</b>	<b>8</b>	<b>13</b>	<b>11</b>	
<b>NHL TOTALS</b>			<b>194</b>	<b>52</b>	<b>58</b>	<b>110</b>	<b>9</b>	<b>43</b>	<b>10</b>	<b>9</b>	<b>9</b>	<b>-</b>	<b>348</b>	<b>24</b>	<b>5</b>	<b>8</b>	<b>13</b>	<b>11</b>	

Won 99 Trophy (OHL Playoff MVP) (2010) • Played in OHL All-Star Game (2010) • NHL All-Rookie Team (2012)  
\*Led League





playing for his home country at World Championships; finished tied for first on team with 3g-4a-7pts...**2008-09:** Returned to Europe for first time since 2004-05; finished first on Omsk with 25g/53pts; second with 28a...Played in KHL All-Star Game...Represented Czech Republic at World Championships...**2007-08:** Appeared in every game for third straight season and fifth time overall...Led NY Rangers with 25g (tie, C. Drury)/71pts during final season with club; was second with 46a (S. Gomez, 54)...Recorded 8-game point-scoring streak Dec. 18-Jan. 2 (4g-10a-14pts); as well as 19 multiple-point/two multi-goal contests...Racked-up season-high 4pts on two occasions: 4a Feb. 19 at Montreal and 1g-3a Dec. 29 at Toronto...Notched 2g Apr. 3 at NY Islanders and Dec. 26 vs. Carolina...Played in his 1,200th career contest Oct. 25 vs. New Jersey...**2006-07:** One of just two players in NY Rangers' lineup to appear in all 82 games (B. Bettis)...Led club with 30g, 66a and 96pts; second with +26 mark (M. Malik, +32)...Became 16th player in league history to reach 600-goal plateau Nov. 19 vs. Tampa Bay, marking first time in history that teammates (B. Shanahan in season opener) reached mark the same season...Reached/surpassed 900a mark in career Mar. 17 vs. Boston; was 17th NHL player to reach stat...Also reached/surpassed 1,500pts Feb. 10 at Washington; was just 12th player to reach mark, including J. Sakic earlier in season...Matched/surpassed S. Mikita (1,467pts) as the NHL's all-time scoring leader among European-born players Nov. 25 at Pittsburgh...Reached/surpassed J. Kurri (601g) as the league's all-time European-born goal scorer Nov. 21 vs. Carolina...Just second player to reach 30-plus goal mark in 15 consecutive seasons, joining M. Gartner...Stats showed two season-high 6-game point-scoring stretches, including Feb. 6-18 (2g-7a-9pts); opened season with points in six straight through Oct. 16 (2g-9a-11pts)...Totaled 26 multiple-point games, including season-high 1g-3a-4pts Oct. 28 at Phoenix; notched four multi-goal contests overall...Named 26th captain in team history just prior to season opener...**2005-06:** Saw action in all 82 games during first full season with NY Rangers; finished second in voting for the Hart Trophy as league's MVP (J. Thornton, Bos./SJ)...Named to league's First All-Star Team...Completed campaign ranked second in NHL with 54g (J. Cheechoo, SJ, 56) and 123pts (Thornton, 125); tied for second (Cheechoo, SJ & B. Gionta, NJ) with career-high 24 power play tallies; and tied for third with 69a (M. Savard, Atl.), 9 GWG (3 others) and career-high +34 mark (A. Meszaros, Ott)...Established Rangers' single-season goal (A. Graves, 52, '93-94) and point (J. Rattle, 109, '71-72) records...Named NHL Offensive Player of the Month twice: March (12g-14a-26pts) and December (4g-18a-22pts)...Posted two 12-game point-scoring stretches: Mar. 12-Apr. 4 (9g-14a-23pts) and Oct. 10-Nov. 5 (12g-7a-19pts)...Recorded 37 multiple-point games, including six straight Feb. 2-Mar. 2 (9g-6a-15pts)...Notched four 4pt games, including 1g-3a on three occasions, most recently Mar. 18 vs. Toronto and 4a Mar. 29 at NY Islanders...Totaled 11 multi-goal games, including three hat tricks: Mar. 22 vs. Philadelphia, Nov. 12 at Pittsburgh and Oct. 20 at NY Islanders...Played in his 1,100th career NHL game Mar. 29 at NY Islanders; reached/surpassed 1,400pt mark Mar. 2 at Philadelphia; and posted 800th career assist Dec. 18 vs. Colorado...Winner of NHLPA's Lester Pearson Award as "the most outstanding player" as voted by his peers...Played for Bronze Medal-winning Czech Republic at Winter Olympic Games in Torino, Italy...Named country's national player of the year for seventh time...**2004-05:** Represented home country at World Cup for second time...Finished fourth on HC Kladno (Czech Rep.) with 11g-17a-28pts despite seeing action in just 17 of 52 games; also fourth on Avangard Omsk (Rus.) with 16g-22a-38pts after playing in 32 of 60 matches...Led Czech Republic with 2g-7a-9pts at World Championships en-route to Gold Medal...**2003-04:** Began season with Washington (46 games); traded mid-season to New York (31) and made Rangers' debut Jan. 24 at Ottawa...Posted 12-game point-scoring streak Nov. 8-Dec. 2 (6g-14a-20pts) and 22 multiple-point/two multi-goal games...Totals showed six 3pt outings, including two 2g-1a contests, most recently Feb. 26 at NY Islanders; and four 1g-2a matches, most recently Jan. 26 vs. Florida...Posted 1,300th point with assist Mar. 5 vs. Washington; skated in his 1,000th game Jan. 30 vs. Buffalo...Registered 1a while skating for the Eastern Conference at the NHL All-Star Game in Minnesota...Represented Czech Republic at World Championships; tied for country's lead with 5g-4a-9pts...**2002-03:** Finished first on Washington with 36g/77pts; third with 41a...Also first on squad with 13 PPG, 2 shorthanded goals (tie w/3 others), 9 GWG, 2 OTG (tie w/3 others) and 290 shots...Notched 11th career hat trick/reached 500g mark/added 1a Feb. 4 at Tampa Bay...Posted his 1,200th career point/matched career high with 3g-4a-7pts Jan. 11 vs. Florida...Played in his 900th career game Dec. 3 at Pittsburgh; recorded 700th assist Nov. 21 vs. Minnesota...Stats showed 16 multiple-point/five multi-goal games overall...Posted 6-game point-scoring streak Jan. 26-Feb. 7 (5g-6a-11pts)...Missed 6 games Mar. 10-23 with wrist injury...Named a starter at NHL All-Star Game; had 3a...**2001-02:** Led Washington with 79pts during first season with club; second with 31g (P. Bonadra, 39)/48a (A. Oates, 57)/10 PPG (Bonadra, 17) and third with 197 shots...Posted a pair of 7-game point-scoring streaks: Mar. 15-26 (6g-6a-12pts) and Dec. 28-Jan. 9 (3g-8a-11pts)...Recorded 24 multiple-point/four multi-goal games, including season-high 2g-2a-4pts Mar. 21 at Toronto...Posted 1,100th career point Nov. 30 vs. Carolina...Made Capitals' debut Oct. 6 vs. New Jersey...Missed 6 games with groin injury and 7 contests with leg injury...Did not qualify for Stanley Cup Playoffs for first time in NHL career...Selected as a starter for World All-Star Team...Led Czech Republic in scoring at both Olympic Winter Games and World Championships...**2000-01:** Captured Art Ross Trophy as league's top scorer for fourth straight season and fifth time overall (121pts); finished tied for first with 69a (Oates, G. Hwe) and third with 52g...One of just five five-time winners, joining W. Gretzky (10), M. Lemieux (6), G. Howe (6) and Esposito (5)...Became just third player to win award four or more straight seasons, joining Gretzky ('80-81 to '86-87), Esposito ('70-71 to '73-74) and Howe ('50-51 to '53-54)...Led Pittsburgh in goals, assists, points and GWG (10); tied for second (J. Hrdina & M. Straka) on team at +19...Named to NHL's First All-Star Team for fourth straight season and sixth time overall; finished third in voting for the Hart Trophy...Voted as a starter in the NHL All-Star Game for the eighth consecutive season; was the leading vote-getter for the third time in four years...Named NHL Player of the Month for March (15g-16a-31pts) and November (4g-7a-11pts); Player of the Week for period ending Dec. 31 (4g-4a-8pts)...Registered career-high 16-game assist/point-scoring streaks Jan. 9-Feb. 16 (7g-24a-31pts), the league's longest of the season...Recorded 37 multiple-point/12 multi-goal games, including season-high 3g-2a-5pts Mar. 10 vs. Calgary...Posted five 4pt games, including career-high 4g Oct. 14 vs. NY Rangers; also recorded hat trick Dec. 16 at Montreal...Appeared in his 800th career game Mar. 25 at New Jersey; registered 600th

assist Jan. 13 at NY Islanders; reached/surpassed 1,000pt mark Dec. 30 vs. Ottawa; and notched 400th goal Nov. 13 at Colorado...Registered 2g-10a-12pts en-route to Eastern Conference Finals vs. New Jersey...**1999-00:** Winner of Art Ross Trophy (96pts) and was third with 54a, despite playing in only 63 games...Led Pittsburgh in goals, assists, points, GWG (5, tie w/R. Lang) and with +25 mark...Named to NHL First All-Star Team, captured his second consecutive Pearson Award and participated in NHL All-Star Game...Runner-up for the Hart Trophy (C. Pronger, StL)...Named NHL Player of the Month for November (12g-11a-23pts) and was selected the NHL Player of the Week for period ending Nov. 14 (3g-6a-9pts)...Began season with career-high 15-game point-scoring streak (since surpassed) through Nov. 13 (14g-19a-33pts); had goals in a league-high (tie) seven consecutive games Oct. 7-28 (8g)...Established new career high with 3g-4a-7pts Dec. 30 vs. NY Islanders (since tied)...Multiple-point games included 2g-3a-5pts Dec. 15 at Carolina and three 4pt games...Posted first hat trick in three years and added an assist Nov. 26 vs. Ottawa while reaching 900pt mark...Established NHL record with points on 15 straight goals Oct. 16-Nov. 4 (7g-8a-15pts)...Missed 19 games due to injury: thigh (13), stomach (4) and upper back (2)...**1998-99:** Captured Hart Trophy, Pearson Award and Art Ross Trophy...Named to NHL First All-Star Game; appeared in mid-season All-Star Game for fifth time...Ranked first in NHL with 83a; tied for second (T. Amonte, Chi. & A. Yashin, Ott.) with 44g...Led club across the board in goals, assists and points (127), and with 7 GWG, 3 OT goals and 343 shots...Matched career high (since surpassed) with 13-game point-scoring streak Dec. 26-Jan. 21 (8g-17a-25pts)...Totaled 37 multiple-point/eight multi-goal contests, including 1g-4a-5pts Feb. 2 vs. Buffalo...Recorded 500th career assist Apr. 3 vs. New Jersey; reached/surpassed 800pt mark Jan. 31 at Montreal...Appeared in his 600th game Nov. 25 at Washington...**1997-98:** Won Art Ross Trophy with 102pts; was only player to reach 100pt mark and was tied for first (W. Gretzky, NYR) with 67a...Led club with 35g, 8 GWG, +17 and 262 shots and was tied for third (R. Francis) with 7 PPG...Selected to NHL First All-Star Team and played for World Team at NHL All-Star Game, scoring 1g...Runner-up for Hart Trophy (D. Hasek, Buf.)...Named NHL Player of the Month for March (5g-15a-20pts)...Posted 8-game point-scoring streak Dec. 6-26 (7g-8a-15pts)...Thirty-two multiple-point/five multi-goal games included three season-high 4pt games: 2g-2a Feb. 25 at Montreal, and 1g-3a Mar. 7 vs. Philadelphia and Dec. 29 vs. NY Islanders...Tallied 300th career goal Apr. 15 vs. Tampa Bay; registered 700th point with goal Feb. 6 at Buffalo; and reached/surpassed 400a Jan. 12 at Carolina...Missed 5 games due to groin injury...Represented Czech Republic/captured Gold Medal at Olympic Winter Games while leading country with 1g-4a-5pts (tie)...**1996-97:** Named to NHL Second All-Star Team...Tied for sixth in NHL with 47g (Shanahan, Hfd. & Det.); sixth with 95pts...Second on squad in goals and points (Lemieux, 50g/122pts); finished third with 48a, 11 PPG and 2 SHG...Posted career-high 13-game point-scoring streak (since surpassed) Nov. 16-Dec. 13 (15g-9a-24pts)...Named NHL Player of the Month for November (16g-7a-23pts)...Recorded career-high 9-game goal-scoring streak Nov. 21-Dec. 10 (14g); stretch was league's longest of season...Totaled 26 multiple-point/ten multi-goal games, including season-high 2g-3a-5pts Dec. 23 at Toronto...Recorded 600th career NHL point with assist Jan. 4 vs. Tampa Bay...Selected to participate in NHL All-Star Game, but did not play due to injury...Missed 18 games with groin injury...Represented Czech Republic at inaugural World Cup of Hockey tourney...**1995-96:** Appeared in 82 games for first time in NHL career, establishing career-highs with 62g, 87a and 149pts...Goal/point-totals were ranked second in NHL (Lemieux, 69g/161pts); assists were third...Set an NHL single-season record for assists/points by a right wing (M. Bossy, 83a/147pts, '81-82)...Also established a new single-season mark for most points by a European-born player (P. Stastny, 139pts, '81-82)...One of only six players (Gretzky, Lemieux, Esposito, Yzerman & B. Nicholls) to record at least 149pts in a season...Led league with career-high 12 GWG and 403 shots on goal...Finished second on club (P. Nedved, +37)/tied for seventh in league (w/3 others) with career-high +31 mark (since surpassed)...Named to NHL First All-Star Team for second time and appeared in his third NHL All-Star Game...Recorded 45 multiple-point/15 2g games overall...Stats included his 300th career assist Mar. 5 vs. Winnipeg; 500th point Feb. 24 at Montreal; 200th goal Feb. 7 at New Jersey; and 400th game Jan. 8 vs. Vancouver...Appeared in 18 playoff games; totaled 11g-12a-23pts, including 11-game point streak Apr. 17-May 11 (10g-8a-18pts)...Notched first career playoff hat trick in game five of ECQF vs. NY Rangers...**1994-95:** Captured his first Art Ross Trophy; tied E. Lindros with 70pts and was second with 32g (P. Bonadra, Wsh., 34)...Became first European-born player ever to win the award and first non-center since 1977 (G. Lafleur)...Named to NHL First All-Star Team; finished as runner-up (E. Lindros, Phi.) in voting for Hart Trophy...Tied for second (O. Nolan, SJ, 8) in NHL with 7 GWG and tied for third (w/7 others) with 3 SHG...Led club with 8 PPG and 192 shots; second with 38a and +23 mark...Appeared in 12 playoff games en-route to ECFS vs. New Jersey...Began campaign with HC Kladno (Czech Rep.)...**1993-94:** Ranked first on team and was tied for ninth (D. Andreychuk, Tor.) in NHL with career-high 99pts (since surpassed); tied for seventh (M. Recchi, Phi.) in league with 67a...First on team with 298 shots; second with 9 PPG, tied for second with 6 GWG and tied third with 32g...Completed campaign on career-high (since surpassed) 9-game point-scoring streak (3g-11a-14pts)...Posted 29 multiple-point/four 2g games, including career-high 5a/6pts (since surpassed) Nov. 16 vs. Philadelphia...Voted to start NHL All-Star Game; did not play after suffering groin injury during skills competition and missed 4 games as a result...**1992-93:** Finished campaign ranked fifth on Penguins with 34g-60a-94pts; was second on squad with 9 GWG (Lemieux, 10) and third with 242 shots...Appeared in his second NHL All-Star Game...Matched career high (since surpassed) with 7-game point-scoring stretch Dec. 12-27 (6g-4a-10pts)...Recorded 32 multiple-point/three multi-goal games; matched career high with 1g-3a-4pts Oct. 22 vs. Detroit (since surpassed)...Notched first career SHG Nov. 21 vs. New Jersey...Suffered separated shoulder Feb. 23 vs. New Jersey and missed 3 games...**1991-92:** Completed campaign fifth on Penguins with 32g, tied for sixth (Recchi) with 37a and sixth with 69pts...Recorded 22 multiple-point/six multi-goal games, including career-high 1g-3a-4pts Nov. 29 at Philadelphia (since tied/surpassed)...Posted 100th career point Dec. 29 at NY Rangers; appeared in 100th game Nov. 18 at Quebec...Received 10-game suspension from NHL for physical abuse of an official Jan. 26 at Washington...A member of Pittsburgh's Stanley Cup Championship team; had 9-game point streak May 7-26 (7g-8a-15pts)...Scored OT goal in game 1 of WCF vs. Boston...Also scored goal on penalty shot attempt in game 5 of PDF vs. NY Rangers' J.

Vanbiesbroeck...Represented Czech Republic at Canada Cup...**1990-91:** Named to NHL All-Rookie Team; one of just two first-year players (M. Sundin, Que.) to see action in all 80 games...Finished third among league's rookies with 27g; third with 30a/57pts...A member of Pittsburgh's Stanley Cup Championship team; finished first among first-year players with 3g-10a-13pts...Established Stanley Cup Finals rookie record with 5a...**OTHER:** First Czech-born player to attend the NHL Entry Draft without defecting...Played four seasons in Czech Junior League prior to playing for Poldi Kladno in Czech Div. 1.

## HIGHLIGHTS

1st NHL GP: 10/5/90, Pit. 7 @ Wsh. 4 • 1st NHL Goal: 10/7/90, NJ 4 @ Pit. 7 vs. C. Terreri • 1st NHL Assist: 10/19/90, Pit. 4 @ Buf. 4 • 1.400th NHL Game: 10/22/13, NJ 1 @ CBJ 4 • 700th NHL Goal: 3/1/14, NJ 6 @ NYI 1 vs. E. Nabokov • 1,700th NHL Point: 11/10/13, Nsh. 0 @ NJ 5 (g vs. C. Hutton) • Most Goals in Game: 4; 10/14/00, NYR 6 @ Pit. 8 • Most Assists in Game: 5; 11/16/93, Phi. 5 @ Pit. 11 • Most Pts. in Game: 7; 1/11/03, Fla. 2 @ Wsh. 12 (3g-4a); 12/30/99, NYI 3 @ Pit. 9 (3g-4a) • Most PIM in Game: 17; 3/28/95, NYI 3 @ Pit. 6 (min., maj., misc.) • Most Shots in Game: 12; 4/4/06, Phi. 2 @ NYR 3 (SO); 11/27/93, Ott. 2 @ Pit. 2 • GP Streak: 246; 10/5/05-4/18/06 (82), 10/5/06-4/7/07 (82), 10/4/07-4/6/08 (82) • Goal-Scoring Streak: 9; 11/21-12/10/96 (14g) • Assist-Scoring Streak: 16; 1/9-2/16/01 (24a) • Point-Scoring Streak: 16; 1/9-2/16/01 (7g-24a-31pts) • Penalties: 460 min., 3 maj., 3 misc., 4 game misc. • Multiple-Pt. Games: 313 2-pt. games, 134 3-pt. games, 48 4-pt. games, 5 5-pt. games, 1 6-pt. game, 2 7-pt. games • Shootouts: 7-30 (23.3%).

## PERSONAL

Wears the no. 68, in honor of the Prague Spring rebellion that occurred in Czechoslovakia in 1968 and his grandfather's involvement...Is franchise owner of HC Kladno in the Czech Extraliga; his father has served as the club's president...Is one of only two Czechs (J. Slegel) and 25 players overall in the Triple Gold Club, having won the Stanley Cup ('91, '92), World Championships ('05, '10) and Olympic Gold Medal ('98)...Served as the Czech Republic's flag bearer for the Opening Ceremonies of the Vancouver 2010 Winter Olympics...Was recipient of the Medal of Merit in the second grade for meritorious services to the state, awarded by the president of the Czech Republic, Václav Klaus, in 2010...Received the IOC President's Trophy, the highest sports award given to athletes who have excelled in their sport, had an extraordinary career and created a lasting impact on their sport, in 2011...A member of the Czech Ice Hockey Hall of Fame...Recipient of 2006 ESPY Best NHL Player Award.

## HAT TRICKS

NO.	DATE	SCORE	GOALTENDER(S)
1.	2/02/91	Boston 2 at PITTSBURGH 6 (GW)	Norm Foster
2.	2/14/95	Boston 3 at PITTSBURGH 5 (GW)	Vincent Riendeau (2), ENG
3.	11/02/96	Ottawa 3 at PITTSBURGH 7 (GW)	Ron Tugnutt
4.	11/30/96	Boston 2 at PITTSBURGH 6 (GW)	Bill Ranford
5.	*11/26/99	Ottawa 0 at PITTSBURGH 5 (GW)	Patrick Lalime
6.	12/30/99	NY Islanders 3 at PITTSBURGH 9	Roberto Luongo
7.	10/14/00	NY Rangers 6 at PITTSBURGH 8 (4)	Kirk McLean
8.	*12/16/00	PITTSBURGH 4 at Montreal 4 (OT)	Jeff Hackett
9.	3/10/01	Calgary 3 at PITTSBURGH 6 (GW)	Mike Vernon (2), ENG
10.	1/11/03	Florida 2 at WASHINGTON 12	Hurme (1), Luongo (2)
11.	*2/04/03	WASHINGTON 5 at Tampa Bay 1 (GW)	John Graham
12.	10/20/05	NY RANGERS 4 at NY Islanders 5	Rick DiPietro
13.	11/12/05	NY RANGERS 6 at Pittsburgh 1 (GW)	Jocelyn Thibault
14.	3/22/06	Philadelphia 6 at NY RANGERS 3	Robert Esche

\*Denotes natural hat trick.

## ALL-STAR GAMES

YEAR	TEAM	GP	G	A	PTS	PIM
1992	Wales Conference (Pit.)*	1	0	1	1	0
1993	Wales Conference (Pit.)*	1	1	1	2	0
1994	Eastern Conference (Pit.)*	D I D	N O T	P L A Y	-	I N J U R E D
1996	Eastern Conference (Pit.)*	1	1	0	1	0
1997	Eastern Conference (Pit.)*	D I D	N O T	P L A Y	-	I N J U R E D
1998	World (Pit.)*	1	1	0	1	0
1999	World (Pit.)*	1	0	1	1	0
2000	World (Pit.)*	1	1	1	2	0
2001	World (Pit.)*	D I D	N O T	P L A Y	-	I N J U R E D
2002	World (Wsh.)*	1	0	0	0	0
2003	Eastern Conference (Wsh.)*	1	0	3	3	0
2004	Eastern Conference (NYR)	1	0	1	1	0
	<b>Totals</b>	<b>9</b>	<b>4</b>	<b>8</b>	<b>12</b>	<b>0</b>

\*Indicates starter as selected by the fans.

## PENALTY SHOTS

DATE	OPPOSITION	RESULT	SCORE
1/26/93	vs. Don Beaupre, Wsh.	Save	Wsh. 3 at Pit. 6
11/09/96	vs. Mark Fitzpatrick, Fla.	Save	Pit. 2 at Fla. 4

# NEW JERSEY DEVILS

## SINGLE-GAME TICKET INFORMATION

The Devils will once again use variable ticket pricing this season. Variable pricing is an industry-standard which assigns prices to individual games based on factors such as opponent, day of the week and time of the season. Each game falls into one of seven categories, giving fans the opportunity to select the games that work best for them, while staying within a set budget. For individual game ticket prices, please visit [NewJerseyDevils.com/tickets](http://NewJerseyDevils.com/tickets).

TICKETS ARE AVAILABLE AT:

### Prudential Center Box Office

Open Monday through Friday from 11:00 AM to 6:00 PM  
Closed weekends, except on event days when it opens at 11:00 AM  
Open through the second period of each Devils' home game.

### NewJerseyDevils.com or Ticketmaster.com

A per ticket service charge may apply.

### Ticketmaster Charge-by-Phone at (800) 745-3000

A per ticket service charge applies.

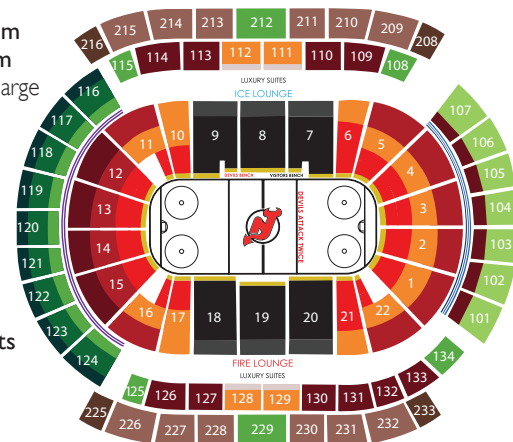
### Ticketmaster Outlets

A per ticket service charge applies.

### NHL Ticket Exchange

The fastest, safest and most secure way to purchase tickets on the secondary market to guarantee entrance into Prudential Center.

For information on Season Tickets, Partial Plans or Group Sales, call the Devils at 1-800-NJ-DEVIL.







# 16

HEIGHT: 6-0

WEIGHT: 190 LBS.

SHOOTS: LEFT

BORN: 03/02/1991

STOCKHOLM, SWE.

SEASON: 5TH NHL/5TH NJ

DRAFTED: NEW JERSEY'S

1ST CHOICE, 20TH OVERALL,

IN 2009 ENTRY DRAFT

## JACOB JOSEFSON | C

**LAST SEASON:** Appeared in 27 games with New Jersey; spent entire year in NHL for first time during four-season North American career...Played in season-high six straight contests Nov. 23-Dec. 2; stretch included his 100th career NHL game Nov. 27 vs. Carolina...Scored lone goal of season/first career shorthanded goal Mar. 31 vs. Florida...Recorded first point of season with assist Dec. 23 at Chicago; made season debut Oct. 11 at Calgary...Missed last 5 games of season Apr. 5-13 with lower body injury suffered April 4; also missed six contests Jan. 4-14 (ill)...Was a healthy "scratch" on 44 occasions.

### CAREER

**2012-13:** Split campaign between AHL (38 games) and NHL Devils (22)...Notched lone NHL goal of campaign Apr. 23 vs. Montreal; was recalled from Albany (AHL) for second time Apr. 5...Posted first NHL assist/point of season Jan. 25 vs. Washington; made NHL season debut Jan. 19 at NY Islanders...Wore sweater nos. 16 and 9...Finished seventh on Albany with 10g-15a-25pts; was tied for second (B. Butler) with plus-11 mark...Totals included two AHL season-high four-game point-scoring streaks, most recently Nov. 10-17 (2g-2a-4pts)...Notched five multiple-point games, including two goals Oct. 20 at Worcester...Missed nine AHL contests Mar. 15-30 with upper body injury...**2011-12:** Totaled 2g-7a-9pts overall, as well as career-high +10 mark...Goal Mar. 23 vs. Toronto was his first since Mar. 30, 2011 vs. NY Islanders...Matched career high with points in three straight games Mar. 6-10 (3a); had points in back-to-back games Mar. 29-31 (1g-1a-2pts)...Injuries limited playing time to just 41 games, including career-high 36 straight appearances Jan. 17-Apr. 3; missed two contests Apr. 5-7 with fractured left wrist...Returned to NHL lineup Jan. 17 vs. Winnipeg; recalled from Albany that morning following Jan. 10 assignment...Returned from injury Jan. 14 vs. Syracuse; posted goal in next appearance Jan. 16 vs. Adirondack...Missed 37 games with broken right clavicle suffered Oct. 21 vs. San Jose; injured against Sharks for second straight season...Picked up his first NHL point of season with assist Oct. 10 vs. Carolina...Made 2011-12 NHL debut in season opener Oct. 8 vs. Philadelphia...Also recalled from Albany Jan. 30 following Jan. 26 assignment; had 1g-1a-2pts in two AHL appearances during NHL All-Star break...Returned to Devils' lineup/made NHL playoff debut/posted assist in game four of Eastern Conference Finals vs. NY Rangers after missing 15 games due to wrist injury...**2010-11:** One of ten Devils' players to make their NHL debut; joined M. Fayne, S. Gionta, A. Henrique, O. Magnan, B. Mills, M. Taormina, M. Tedenby, A. Urbom and A. Vasyunov...Played in 28 NHL games and 18 games with AHL Devils during first season in North America...Recorded all ten NHL points (3g-7a-10pts) over an 18-game stretch Mar. 6-Apr. 10...Totals showed points in five of 6 games Mar. 12-22 (2g-4a-6pts), including career-high 3-game point-scoring streak (since tied) Mar. 12-17 (2g-2a-4pts), as well as points in back-to-back games Mar. 20-22 (2g-1a-3pts)...Notched career-high 1g-1a-2pts, including first career NHL goal (vs. A. Montoya) Mar. 12 vs. NY

Islanders; first point with assist Mar. 6 at NY Islanders...Added 3g-9a-12pts in 18 AHL games overall; totals included season-high 3-game point-scoring streak Jan. 22-28 (2g-3a-5pts) and 2g-1a-3pts Jan. 25 at Bridgeport...Returned to NHL lineup Feb. 19 at Carolina; recalled from Albany for second time Feb. 17...Assigned to Albany Jan. 7; missed 30 games Oct. 29-Jan. 6 with hand injury suffered Oct. 27 at San Jose...Underwent surgery to repair a detached ligament; was placed on Injured Reserve List Nov. 4, retroactive to Oct. 27...Made Devils/NHL debut Oct. 15 vs. Colorado; recalled from Albany Oct. 14...Made North American debut with AHL Devils Oct. 9 vs. Adirondack...Finished 0-1 in shootouts; took lone attempt Mar. 6 (Montoya)...Attended first NHL training camp in September; was scoreless in four pre-season games...Signed first North American contract May 14, 2010, same day as fellow Swede M. Tedenby...**OTHER:** Spent most of the 2008-09/2009-10 season with Djurgardens in the Swedish Elite League; team advanced to league finals in 2009-10...With 5g-11a-16pts, established team record for goals/points by a player aged 18-and-under...Made SEL debut Feb. 28, 2008 for lone senior team appearance of season...Represented Bronze Medal-winning Sweden at 2010 World Junior Championships in Saskatoon/Regina, Sask.; won Silver Medal at 2009 tourney in Ottawa, Ont...Began junior career with Djurgardens under-18 team in 2005-06; continued to see action with squad through 2008-09...A member of its 2006-07 under-18 championship team...Spent most of 2007-08 with Djurgardens junior team; helped U18 squad capture championship...Made first international appearance at 2008 World Junior under-18 Championships in Kazan, Rus.; recorded hat trick in first game vs. Belarus...Also drafted in the third round, 61st overall, in the 2009 KHL Junior Draft by SKA St. Petersburg.

### HIGHLIGHTS

1st NHL GP: 10/15/10, Col. 3 @ NJ 2 • 1st NHL Goal: 3/12/11, NYI 2 @ NJ 3 (OT) vs. A. Montoya • 1st NHL Assist: 3/6/11, NJ 3 @ NYI 2 (SO) • 100th NHL GP: 11/27/13, Car. 4 @ NJ 3 • Most Goals in Game: 1; 7 times, last time 3/31/14, Fla. 3 @ NJ 6 • Most Assists in Game: 1; 18 times, last time 3/27/14, Phx. 3 @ NJ 2 (SO) • Most Pts. in Game: 2; 3/12/11, NYI 2 @ NJ 3 (OT) (1g-1a) • Most PIM in Game: 2; 9 times, last time 4/1/14, NJ 2 @ Buf. 3 (SO) (min.) • Most Shots in Game: 4; 1/25/13, Wsh. 2 @ NJ 3 (OT); 3/23/12, Tor. 4 @ NJ 3 (SO); 3/4/11, Pit. 1 @ NJ 2 (OT) • GP Streak: 3; 1/17-4/3/12 • Goal-Scoring Streak: 2; 3/12-15/11 (2g) • Assist-Scoring Streak: 3; 3/6-10/12 (3a) • Point-Scoring Streak: 3; 3/6-10/12 (3a) • Penalties: 9 min. • Multiple-Pt. Games: 1 2-pt. game • Shootouts: 1-3 (33.3%).

### PERSONAL

The youngest of three brothers, all of whom began playing hockey with IK Göta...Played soccer until the age of 13, before deciding to focus entirely on hockey...Participated in Cystic Fibrosis fundraiser, Sept. 6, 2011 in NYC...His favorite international hockey memory was watching Sweden come back to tie Finland, 4-4, at the 2004 World Cup after Finland had held a 3-1 advantage in the first and 4-3 lead with 45 seconds remaining...Favorite on-ice moment was winning the under-16 national championships in Sweden with Djurgardens in 2006-07...Enjoyed watching H. Zetterberg and V. Lecavalier when he was growing up.

### VS. NHL

ANA	ARI	BOS	BUF	CGY	CAR	CHI	COL	CBJ	DAL	DET	EDM	FLA	LA	MIN	MTL	NSH	NJ	NYI	NYR	OTT	PHI	PIT	SJ	STL	TB	TOR	VAN	WSH	WPG
1	0	0	0	0	0	0	0	0	0	0	0	0	0	0	0	0	0	0	0	0	0	0	0	0	0	0	0	0	0
3	0	1	1	1	0	1	1	1	0	0	0	0	0	0	0	0	0	0	0	0	0	0	0	0	0	0	0	0	0

YEAR	TEAM	LEAGUE	REGULAR SEASON													PLAYOFFS													
			GP	G	A	PTS	+/-	PIM	PP	SH	GW	GT	S	GP	G	A	PTS	PIM											
2005-06	Djurgardens	Swe. U18	5	1	1	2	-	0	-	-	-	-	-	-	-	-	-	-	-	-	-	-	-	-	-	-	-	-	-
2006-07	Djurgardens	Swe. U18	25	14	17	31	-	22	-	-	-	-	-	-	-	-	-	-	-	-	-	-	-	-	-	-	-	-	-
2007-08	Djurgardens	Swe. U18	4	1	2	3	-	12	-	-	-	-	-	-	-	-	-	-	-	-	-	-	-	-	-	-	-	-	-
	Djurgardens	Swe. Jr.	34	14	17	31	-	22	-	-	-	-	-	-	-	-	-	-	-	-	-	-	-	-	-	-	-	-	-
	Djurgardens	Swe.	1	0	0	0	-	0	-	-	-	-	-	-	-	-	-	-	-	-	-	-	-	-	-	-	-	-	-
2008-09	Djurgardens	Swe. Jr.	5	1	2	3	-	8	-	-	-	-	-	-	-	-	-	-	-	-	-	-	-	-	-	-	-	-	-
	Djurgardens	Swe.	50	5	11	16	-	14	-	-	-	-	-	-	-	-	-	-	-	-	-	-	-	-	-	-	-	-	-
	Djurgardens	Swe. U18	-	-	-	-	-	-	-	-	-	-	-	-	-	-	-	-	-	-	-	-	-	-	-	-	-	-	-
	Djurgardens	WJC-A	6	0	0	0	-	2	-	-	-	-	-	-	-	-	-	-	-	-	-	-	-	-	-	-	-	-	-
2009-10	Djurgardens	Swe.	43	8	12	20	-	20	-	-	-	-	-	-	-	-	-	-	-	-	-	-	-	-	-	-	-	-	-
	Djurgardens	WJC-A	6	3	6	6	-	4	-	-	-	-	-	-	-	-	-	-	-	-	-	-	-	-	-	-	-	-	-
2010-11	ALBANY	AHL	18	3	9	12	-	4	-	-	-	-	-	-	-	-	-	-	-	-	-	-	-	-	-	-	-	-	-
	DEVILS	NHL	28	3	7	10	5	6	0	0	1	-	-	-	-	-	-	-	-	-	-	-	-	-	-	-	-	-	-
2011-12	DEVILS	NHL	41	2	7	9	10	6	0	0	0	-	-	-	-	-	-	-	-	-	-	-	-	-	-	-	-	-	-
	ALBANY	AHL	4	2	1	3	-	2	-	-	-	-	-	-	-	-	-	-	-	-	-	-	-	-	-	-	-	-	-
2012-13	ALBANY	AHL	38	10	15	25	-	29	-	-	-	-	-	-	-	-	-	-	-	-	-	-	-	-	-	-	-	-	-
	DEVILS	NHL	22	1	2	3	10	2	0	0	0	-	-	-	-	-	-	-	-	-	-	-	-	-	-	-	-	-	-
2013-14	DEVILS	NHL	27	1	2	3	0	4	0	1	0	-	-	-	-	-	-	-	-	-	-	-	-	-	-	-	-	-	-
<b>DEVILS TOTALS</b>			<b>118</b>	<b>7</b>	<b>18</b>	<b>25</b>	<b>5</b>	<b>18</b>	<b>0</b>	<b>1</b>	<b>1</b>	<b>1</b>	<b>1</b>	<b>109</b>	<b>6</b>	<b>0</b>	<b>1</b>	<b>1</b>	<b>0</b>	<b>0</b>	<b>0</b>	<b>0</b>	<b>0</b>	<b>0</b>	<b>0</b>	<b>0</b>	<b>0</b>	<b>0</b>	<b>0</b>
<b>NHL TOTALS</b>			<b>118</b>	<b>7</b>	<b>18</b>	<b>25</b>	<b>5</b>	<b>18</b>	<b>0</b>	<b>1</b>	<b>1</b>	<b>1</b>	<b>1</b>	<b>109</b>	<b>6</b>	<b>0</b>	<b>1</b>	<b>1</b>	<b>0</b>	<b>0</b>	<b>0</b>	<b>0</b>	<b>0</b>	<b>0</b>	<b>0</b>	<b>0</b>	<b>0</b>	<b>0</b>	<b>0</b>

16  
JACOB JOSEFSON | C



# ADAM LARSSON | D

**LAST SEASON:** Split campaign between New Jersey (26 games) and Albany (AHL, 33) during third professional season...Began season on NHL Devils' roster; appeared in 20 of team's first 23 contests, including season-high 14 straight Oct. 24-Nov. 23...Placed on Injured Reserve List Dec. 1, retroactive to Nov. 23; missed 21 games Nov. 25-Jan. 7 with lower body injury...Activated off I.R./assigned to Albany Jan. 9...NHL totals showed 1g-2a-3pts, including first career game-winning goal Nov. 16 vs. Pittsburgh...American Hockey League stats showed 3g-16a-19pts overall, including points in back-to-back games four times, most recently Mar. 22-23 (2g-1a-3pts)...Totals included three assists Jan. 11 vs. Manchester...Recalled from Albany under emergency conditions Mar. 31, played in six of New Jersey's final eight games...Re-assigned to AHL Devils upon completion of regular-season schedule; appeared in all four of Albany's post-season contests.

## CAREER

**2012-13:** Saw action with both Albany, AHL (33 games) and New Jersey (37)...Appeared in his 100th career NHL game Apr. 23 vs. Montreal...Stats included six assists/points overall; notched 3a over a seven-game span Feb. 9-21...Posted last NHL point of campaign with assist Apr. 20 vs. Florida; posted first point with assist Feb. 9 vs. Pittsburgh...Made NHL season debut Jan. 31 vs. NY Islanders; was a healthy "scratch" 11 times, including first 5 games Jan. 19-29...Recorded 4g-15a-19pts and 24 penalty minutes while appearing in every game with AHL Devils through Jan. 12...Totals included two season-high 3-game point-scoring streaks, most recently Jan. 6-12 (2g-1a-3pts); and four two-assist efforts, most recently Dec. 27 at Springfield...**2011-12:** Completed first North American campaign tied for second among NHL rookie defensemen with 16a (D. Orlov, Wsh.); was fifth with 18 points...Tied franchise record among first-year defensemen (S. Niedermayer, Oct. 31-Nov. 13, '92 & B. Driver, Jan. 14-23, '85) with points in five straight games Nov. 19-26 (1g-4a-5pts)...Also had points in back-to-back games Dec. 16-17 (3a)...Posted first/lone multiple-point effort with 2a Dec. 16 vs. Dallas...Notched first career NHL goal Nov. 11 vs. Washington's T. Vokoun; posted first point with power play assist Nov. 2 vs. Toronto...Made his NHL debut Oct. 8 vs. Philadelphia; became seventh-youngest player in Devils' history at 18 years, ten months and 26 days...Selected to participate as a rookie at NHL All-Star Weekend, but did not attend due to injury...Returned to lineup/activated from Injured Reserve List Feb. 26 vs. Tampa Bay after missing ten contests Feb. 4-24 with bruised lower back...Also

missed 2 games Dec. 23-26 due to personal reasons and was a healthy "scratch" for five straight games Mar. 27-Apr. 5...Signed first NHL contract July 15, 2011...Made NHL playoff debut in game two of Eastern Conference Semifinals at Philadelphia...Became Devils' first rookie defenseman to notch a post-season goal in his first game, as well as the club's second rearguard to score in his NHL playoff debut (C. Wolanin, Apr. 6, '88 PDSF at NYI)...**OTHER:** Selected in the first round, fourth overall of the 2011 NHL Entry Draft, marking New Jersey's earliest selection since Niedermayer (3rd, '91)...Was the first defenseman and first European-trained player selected...Along with J. Josefson and M. Tedenby, represented Sweden at 2010 and 2011 World Junior Championships; won Bronze Medal in 2010...Also represented his country at the 2009 and 2010 under-18 World Juniors; named tournament's best defenseman and to All-Star Team in 2010...Spent previous two seasons with Skelleftea in Elitserien (SEL) prior to North American career; was team's youngest player...Named a finalist for league's 2010-11 Rookie of the Year Award...Recorded 4g-13a-17pts in 2009-10, tying Elitserien record for most points by a defenseman under 18 (T. Jonsson, 8g-9a, '77-78)...In 2008-09, played with his older brother, Hampus.

## HIGHLIGHTS

1st NHL GP: 10/8/11, Phi. 3 @ NJ 0 • 1st NHL Goal: 11/11/11, Wsh. 3 @ NJ 1 vs. T. Vokoun • 1st NHL Assist: 11/2/11, Tor. 5 @ NJ 3 • Most Goals in Game: 1; 11/16/13, Pit. 1 @ NJ 4; 11/26/11, NYI 3 @ NJ 2; 11/11/11, Wsh. 3 @ NJ 1 • Most Assists in Game: 2; 12/16/11, Dal. 3 @ NJ 6 • Most Pts. in Game: 2; 12/16/11, Dal. 3 @ NJ 6 (2a) • Most Pts in Game: 4; 2/23/13, NJ 1 @ Wsh. 5 (2 min.); 12/12/11, NJ 5 @ TB 4 (2 min.); 11/3/11, NJ 4 @ Phi. 3 (SO) (2 min.) • Most Shots in Game: 4; 4/25/13, Pit. 2 @ NJ 3 • GP Streak: 33; 10/8-12/20/12 • Goal-Scoring Streak: 1; 11/16/13 (1g); 11/26/11 (1g); 11/11/11 (1g) • Assist-Scoring Streak: 4; 11/19-25/11 (4a) • Point-Scoring Streak: 4; 11/19-25/11 (4a) • Penalties: 22 min. • Multiple-Pt. Games: 1 2-pt. game • Shootouts: 0-1 (0.0%).

## PERSONAL

Spent the past three summers with his parents in Skelleftea...His father, Robert, was a defenseman who played professionally in Sweden for Skelleftea, and was drafted by Los Angeles in the sixth round, 112th overall, of the 1988 NHL Entry Draft...Older brother, Hampus, is a forward for the third-level, Division I club, Burea IF, in Sweden...His entire family was in St. Paul, MN to witness him being drafted fourth overall in 2011...His favorite player to watch growing up was former Red Wings' defenseman Nicklas Lidstrom...Is a big soccer fan, enjoys watching FC Barcelona...Was one of 27 NHL top prospects, along with Adam Henrique, to attend 2011 NHLPA Rookie Showcase outside of Toronto for Panini America and Upper Deck trading card/memorabilia partners...Played for Sweden at the 2010 World Junior Championships with current teammate Jacob Josefson.

## VS. NHL

	GP	G	A	PTS	PIM		GP	G	A	PTS	PIM		GP	G	A	PTS	PIM
ANA	1	0	0	0	2	DET	0	0	0	0	0	OTT	9	0	1	1	0
ARI	1	0	0	0	0	EDM	2	0	0	0	0	PHI	11	0	2	2	10
BOS	6	0	0	0	2	FLA	7	0	2	2	4	PIT	11	1	1	2	4
BUF	6	0	0	0	0	LA	4	0	0	0	0	SJ	2	0	0	0	2
CGY	2	0	1	1	0	MIN	2	0	0	0	0	STL	0	0	0	0	0
CAR	5	0	1	1	0	MTL	5	0	1	1	0	TB	6	0	1	1	6
CHI	0	0	0	0	0	NSH	2	0	0	0	0	TOR	6	0	2	2	0
COL	2	0	0	0	0	NJ	-	-	-	-	-	VAN	1	0	0	0	0
CBJ	1	0	1	1	2	NYI	10	1	2	3	2	WSH	6	1	1	2	8
DAL	2	0	2	2	0	NYR	10	0	2	2	2	WPG	8	0	4	4	0

YEAR	TEAM	LEAGUE	REGULAR SEASON													PLAYOFFS				
			GP	G	A	PTS	+/-	PIM	PP	SH	GW	GT	S	GP	G	A	PTS	PIM		
2007-08	Skelleftea	Swe. U18	24	5	15	20	-	30	-	-	-	-	-	-	-	-	-	-	-	
	Skelleftea	Swe. Jr.	3	0	5	5	-	6	-	-	-	-	-	-	-	-	-	-	-	
2008-09	Skelleftea	Swe. U18	7	3	8	11	-	6	-	-	-	-	-	8	0	6	6	6		
	Skelleftea	Swe. Jr.	26	2	7	9	-	28	-	-	-	-	-	5	0	4	4	2		
2009-10	Skelleftea	Swe.	1	0	0	0	-	0	-	-	-	-	-	-	-	-	-	-		
	Skelleftea	Swe. Jr.	1	0	1	1	-	2	-	-	-	-	-	-	-	-	-	-		
2010-11	Skelleftea	Swe.	49	4	13	17	-	18	-	-	-	-	-	11	0	1	1	31		
	Sweden	WJC-A	6	1	3	4	-	0	-	-	-	-	-	17	0	4	4	12		
2011-12	Skelleftea	Swe.	37	1	8	9	-	41	-	-	-	-	-	-	-	-	-	-		
	Sweden	WJC-A	6	1	3	4	-	4	-	-	-	-	-	-	-	-	-	-		
2012-13	DEVILS	NHL	65	2	16	18	-7	20	0	0	0	0	68	5	1	0	1	4		
	Albany	AHL	33	4	15	19	-	24	0	0	0	0	-	-	-	-	-	-		
2013-14	DEVILS	NHL	37	0	6	6	-4	12	0	0	0	0	-	-	-	-	-	-		
	DEVILS	NHL	26	1	2	3	-1	12	0	1	1	1	20	-	-	-	-	-		
	Albany	AHL	33	3	16	19	-	16	-	-	-	-	-	4	0	0	0	2		
<b>DEVILS TOTALS</b>			<b>128</b>	<b>3</b>	<b>24</b>	<b>27</b>	<b>-4</b>	<b>44</b>	<b>0</b>	<b>0</b>	<b>1</b>	<b>-</b>	<b>118</b>	<b>5</b>	<b>1</b>	<b>0</b>	<b>1</b>	<b>4</b>		
<b>NHL TOTALS</b>			<b>128</b>	<b>3</b>	<b>24</b>	<b>27</b>	<b>-4</b>	<b>44</b>	<b>0</b>	<b>0</b>	<b>1</b>	<b>-</b>	<b>118</b>	<b>5</b>	<b>1</b>	<b>0</b>	<b>1</b>	<b>4</b>		

# 5

HEIGHT: 6-3  
WEIGHT: 210 LBS.  
SHOOTS: RIGHT

BORN: 11/12/1992  
SKELLEFTEA, SWE.  
SEASON: 4TH NHL/4TH NJ

DRAFTED: NEW JERSEY'S  
1ST CHOICE, 4TH OVERALL,  
IN 2011 ENTRY DRAFT



5  
ADAM LARSSON | D



# JON MERRILL | D

**LAST SEASON:** Saw action with both NHL (52 games) and AHL Devils (15) during first professional season...Recorded three assists in AHL season opener Oct. 6 at Hartford...Recalled from Albany (AHL)/made NHL debut Nov. 3 at Minnesota; suffered facial lacerations after seeing just 1:16 of ice time...Missed six contests Nov. 7-16; placed on Injured Reserve List Nov. 10, retroactive to Nov. 3...Assigned to Albany Nov. 18; played in three AHL contests until Nov. 25 recall under emergency conditions...Returned to NHL Devils' lineup/played in career-high 23 consecutive matches Nov. 25-Jan. 11...Notched first career NHL goal (vs. I. Bryzgalov) Feb. 7 vs. Edmonton; became first player in team history whose first tally was scored in overtime...Posted lone career multiple-point game with 1g-1a-2pts Mar. 23 vs. Toronto, including game-winning tally...Had points in back-to-back games twice: Mar. 23-27 (1g-2a-3pts) and Jan. 14-16 (2a)...Also missed two games Mar. 31-Apr. 1 (cheek)...Led A-Devils' defensemen with 2g-5a-7pts at time of first recall; registered points in three straight games Oct. 23-26 (2g-1a-3pts)...Re-assigned to Albany upon completion of regular-season schedule; led squad with 1g-1a-2pts (tie) and ten penalty minutes in four playoff contests.

## CAREER

Joined Albany (AHL) upon completion of collegiate career; made professional debut Mar. 29, 2013 vs. Hershey after signing first pro contract...Finished fifth among the club's defensemen with 1g-7a-8pts despite seeing action in just 12 games...Began pro career with four-game point-scoring streak Mar. 29-Apr. 5 (1g-5a-6pts); stretch included back-to-back two-assist outings Mar. 30-Apr. 2...Played three seasons at Michigan (CCHA); stats showed 11 goals and 36 assists for 47 points and 45 penalty minutes in 82 appearances...Played in 2012/2013 CCHA Championship Games; helped lead Wolverines to 2011 NCAA Championship Game and CCHA regular-season title...Named to 2011 NCAA Championship All-Tournament

Team, 2011 CCHA All-Conference Second Team and 2011 CCHA All-Rookie Team...Finished first among Michigan defensemen with 7g-18a-25pts as a freshman...Named game's no. 1 star/notched two goals in school's 5-0 win over rival Michigan State at "The Big Chill at the Big House," Dec. 11, 2010 at Michigan Stadium in Ann Arbor...Represented Team USA at 2012 World Junior Championships in Calgary/Edmonton, Alta.; named team's no. 1 star in final game Jan. 4 vs. Switzerland...Helped lead USA to Bronze Medal-finish at 2011 World Junior tournament in Buffalo and Niagara, NY; was named one of team's top three players by coaching staff...Also named one of Team USA's top players at 2010 under-18 Tournament; won Gold Medal at 2009 tourney...Finished in second place at 2010 Six Nations Cup; first place at 2009 Four Nations Cup and 2009 Vlad Dzurilla Tournament...Drafted by New Jersey after spending the 2008-09 and 2009-10 seasons with the United States Development Program.

## HIGHLIGHTS

1st NHL GP: 11/3/13, NJ 0 @ Min. 4 • 1st NHL Goal: 2/7/14, Edm. 1 @ NJ 2 (OT) vs. I. Bryzgalov • 1st NHL Assist: 11/29/13, NJ 5 @ Car. 2 • Most Goals in Game: 1; 3/23/14, Tor. 2 @ NJ 3; 2/7/14, Edm. 1 @ NJ 2 (OT) • Most Assists in Game: 1; 9 times, last time 4/13/14, Bos. 2 @ NJ 3 • Most Pts. in Game: 2; 3/23/14, Tor. 2 @ NJ 3 (1g-1a) • Most PIM in Game: 2; 6 times, last time 4/11/14, NYI 3 @ NJ 2 (SO) (min.) • Most Shots in Game: 4; 12/18/13, Ott. 2 @ NJ 5 • GP Streak: 23; 11/25/13-1/11/14 • Goal-Scoring Streak: 1; 3/23/14 (1g); 2/7/14 (1g) • Assist-Scoring Streak: 2; 3/23-27/14 (2a); 1/14-16/14 (2a) • Point-Scoring Streak: 2; 3/23-27/14 (1g-2a-3pts); 1/14-16/14 (0g-2a-2pts) • Penalties: 6 min. • Multiple-Pt. Games: 1 2-pt. game • Shootouts: None.

## PERSONAL

Grew up an avid Detroit Red Wings fan; recalls sitting on his father's shoulders at the team's Stanley Cup parades...Enjoys watching University of Michigan football, basketball and hockey...Favorite post-practice meal is Chipotle.

## VS. NHL

	GP	G	A	PTS	PIM		GP	G	A	PTS	PIM		GP	G	A	PTS	PIM
ANA	1	0	0	0	0	DET	3	0	0	0	2	OTT	2	0	0	0	0
ARI	2	0	1	1	0	EDM	1	1	0	1	0	PHI	2	0	0	0	0
BOS	2	0	1	1	0	FLA	2	0	0	0	0	PIT	2	0	0	0	0
BUF	2	0	0	0	2	LA	0	0	0	0	0	SJ	1	0	1	1	0
CGY	1	0	0	0	2	MIN	2	0	0	0	0	STL	0	0	0	0	0
CAR	4	0	1	1	0	MTL	3	0	1	1	0	TB	2	0	0	0	0
CHI	2	0	1	1	0	NSH	1	0	0	0	0	TOR	1	1	1	2	0
COL	2	0	1	1	0	NJ	-	-	-	-	-	VAN	0	0	0	0	0
CBJ	3	0	1	1	2	NYI	4	0	0	0	4	WSH	2	0	0	0	0
DAL	2	0	0	0	0	NYR	2	0	0	0	0	WPG	1	0	0	0	0

7

HEIGHT: 6-3  
WEIGHT: 205 LBS.  
SHOOTS: LEFT

BORN: 02/03/1992  
OKLAHOMA CITY, OK  
SEASON: 2ND NHL/2ND NJ

DRAFTED: NEW JERSEY'S  
1ST CHOICE (2ND ROUND),  
38TH OVERALL, IN 2010  
ENTRY DRAFT



YEAR	TEAM	LEAGUE	REGULAR SEASON													PLAYOFFS				
			GP	G	A	PTS	+/-	PIM	PP	SH	GW	GT	S	GP	G	A	PTS	PIM		
2007-08	Detroit	MWEHL	25	2	9	11	-	26	-	-	-	-	-	-	-	-	-	-	-	
2008-09	Detroit	MEHL	-	9	30	39	-	-	-	-	-	-	-	-	-	-	-	-	-	
	United States	NAHL	26	2	2	4	-	14	-	-	-	-	-	-	-	-	-	-	-	
	United States	USDP-17	8	0	1	1	-	6	-	-	-	-	-	-	-	-	-	-	-	
2009-10	United States	USDP-18	9	1	2	3	-	4	-	-	-	-	-	-	-	-	-	-	-	
	United States	USHL	22	1	8	9	-	12	-	-	-	-	-	-	-	-	-	-	-	
	United States	USDP-18	34	4	19	23	-	6	-	-	-	-	-	-	-	-	-	-	-	
2010-11	Michigan	CCHA	42	7	18	25	-	16	-	-	-	-	-	-	-	-	-	-	-	
	United States	WJC-A	6	1	4	5	-	0	-	-	-	-	-	-	-	-	-	-	-	
2011-12	Michigan	CCHA	19	2	9	11	-	15	-	-	-	-	-	-	-	-	-	-	-	
	United States	WJC-A	6	0	4	4	-	6	-	-	-	-	-	-	-	-	-	-	-	
2012-13	Michigan	CCHA	21	2	9	11	-	14	-	-	-	-	-	-	-	-	-	-	-	
	Albany	AHL	12	1	7	8	-	4	-	-	-	-	-	-	-	-	-	-	-	
	Albany	AHL	15	2	8	10	-	0	-	-	-	-	-	4	1	1	2	10		
2013-14	Albany	AHL	52	2	9	11	3	-12	0	0	2	-	45	-	-	-	-	-		
	DEVILS	NHL	52	2	9	11	3	-12	0	0	2	-	45	-	-	-	-	-		
	DEVILS TOTALS		52	2	9	11	3	-12	0	0	2	-	45	-	-	-	-	-		
	NHL TOTALS		52	2	9	11	3	-12	0	0	2	-	45	-	-	-	-	-		

CCHA Second All-Star Team (2011) • CCHA All-Rookie Team (2011) • NCAA Championship All-Tournament Team (2011)

# TUOMO RUUTU | LW

**LAST SEASON:** Acquired from Carolina Mar. 5; traded mid-season for second time in ten-season NHL career...Tallied 8g-16a-24pts in 76 games overall, including 3g-5a-8pts in 19 appearances with New Jersey...Totals included three two-point games: 1g-1a-2pts Mar. 8 vs. Carolina, two assists Mar. 11 at Philadelphia and 2a Jan. 5 vs. Nashville...Recorded points in season-high four straight games Mar. 31-Apr. 5 (2g-2a-4pts); had points in back-to-back games six times, most recently Mar. 8-11 (1g-3a-4pts)...Notched first goal in a Devils' sweater/lone game-winning goal with club Mar. 8; also posted GWG Nov. 24 vs. Ottawa...Made New Jersey debut Mar. 7 at Detroit; appeared in his 600th career NHL game Feb. 7 vs. Florida...Made season debut Oct. 13 vs. Phoenix; began campaign on Injured Reserve List and missed first 5 games with lower body injury...Won second Bronze Medal with Finland at Sochi Winter Olympics; posted 1g-4a-5pts in 6 games.

## CAREER


**2012-13:** Injuries during final full season with Carolina limited playing time to just 17 games...Made season debut Mar. 21 vs. New Jersey while recovering from hip surgery; missed 29 games as a result...Closed out regular-season schedule on season-high three-game point-scoring streak Apr. 23-27 (2g-1a-3pts)...Stats showed two multiple-point games, with two goals Apr. 18 at Winnipeg and two assists Mar. 30 at Winnipeg...Posted 300th career NHL point/first point of season with assist Mar. 28 at Toronto; earned 200th point in a Hurricanes' sweater with goal in season finale Apr. 27 at Pittsburgh...Also missed two contests Apr. 1-2 with lower body injury...**2011-12:** Finished fourth on Carolina with 18g and fifth with 34 points...Posted career-high 6-game point-scoring streak Dec. 15-27 (5g-2a-7pts)/career-high 4-game goal stretch Dec. 21-27 (4g)...Recorded seven multiple-point games, including season-high 1g-2a-3pts Jan. 12 at Tampa Bay...Notched lone multiple-goal game with 2g Nov. 12 vs. Pittsburgh...Appeared in his 500th career game Dec. 31 at Tampa Bay; played in his 300th game with Canes Mar. 30 vs. Winnipeg; and posted his 100th assist with club Dec. 1 vs. NY Rangers...Missed 10 games Feb. 17-Mar. 7 with upper body injury...Re-signed with team Feb. 22...**2010-11:** One of seven players in Carolina lineup to appear in all 82 games; accomplished feat for first time since 2003-04 rookie campaign...Finished third on club while establishing new career high with 57pts; finished second on squad (E. Staal, 43) with career-high 38a...Totals included two season-high 5-game point-scoring streaks: Jan. 7-15 (3g-5a-8pts) and Nov. 17-26 (2g-4a-6pts)...Stats showed ten multiple-point outings, including season-high 1g-3a-4pts Jan. 1 vs. New Jersey and lone two-goal effort Dec. 15 at Florida...Notched his 100th career goal/added assist Dec. 26 vs. Washington; played in his 200th game with team Jan. 26 at NY Islanders...Notched his first goal of season Oct. 8 vs. Minnesota during NHL *Premiere* in Finland...Represented home country/finished third among all skaters with 6g en-route to Gold Medal at 2011 World Championships in Bratislava and Kosice, Czech Rep...**2009-10:** Finished tied for fifth on Carolina with 14g (S. Samsonov), sixth with 21a and seventh with 35pts...Posted season-high 5-game assist/point-scoring

# 15

HEIGHT: 6-0  
WEIGHT: 205 LBS.  
SHOOTS: LEFT

BORN: 02/16/1983  
VANTAA, FIN.  
SEASON: 11TH NHL/2ND NJ

DRAFTED: CHICAGO'S 1ST  
CHOICE, 9TH OVERALL,  
IN 2001 ENTRY DRAFT



streak Mar. 2-10 (2g-5a-7pts)...Nine multiple-point games included career-high 4a (+GDG) Nov. 19 vs. Toronto and lone career hat trick Dec. 16 vs. Dallas...Reached 200-point mark in NHL career with assist Feb. 11 vs. Buffalo; played in his 100th game as a Hurricane Oct. 9 vs. Florida; and picked up his 100th point with squad with assist Mar. 16 vs. Boston...Missed 25 games due to injury overall; underwent season-ending surgery Mar. 25...Served 3-game suspension Oct. 24-31 as the result of a boarding major/game misconduct Oct. 23 at Colorado (D. Tucker)...Represented Bronze Medal-winning Finland at 2010 Olympic Winter Games in Vancouver...**2008-09:** Finished second on Carolina (Staal, 40) while setting career high with 26g; was fifth with career-high 28a (since surpassed) and third with career-high 54pts (since surpassed)...Matched career high (03-04)/finished second on club (E. Staal, 14) with ten power play goals; established career high/finished tied for third on squad (A. Babchuk & C. LaRose) with four game-winning goals...Recorded 12 multiple-point games/three multiple-goal outings, including career-high 2g-3a-5pts Mar. 7 at Tampa Bay...Totals included 2g-1a-3pts Feb. 7 at Phoenix and 2g Apr. 7 vs. NY Islanders...Posted season-high 5-game point streak Oct. 30-Nov. 6 (4g-3a-7pts)...Selected as the winner of the team's Good Guy Award, for cooperation with the local media...Played in 16 of 18 post-season games for lone NHL playoff appearances of career...Notched first career NHL playoff point with assist in game four of Eastern Conference Quarterfinals vs. New Jersey; made playoff debut in game 1 at Prudential Center...**2007-08:** Split campaign between Chicago (60 games) and Carolina (17); was acquired at trading deadline and made Hurricanes' debut/recorded assist Feb. 26 vs. New Jersey...Totalled 10g-22a-32pts overall; stats included season-high 3-game point-scoring stretch Oct. 19-23 (2g-3a-5pts) and seven multiple-point games/two multi-goal efforts...Notched season-high 3a/pts Oct. 23 vs. Columbus...Recorded 2g Mar. 28 vs. Atlanta/Nov. 30 vs. Phoenix...Played in his 200th career game Dec. 22 at Ottawa; reached the 100pt mark with goal Dec. 12 vs. Los Angeles...Posted 4g-2a-6pts for Finland en-route to Bronze Medal-finish at World Championships in Quebec/Halifax...**2006-07:** Appeared in 71 games during final full season with Chicago, including his 100th career contest Nov. 2 vs. Detroit...Recorded season-high 5-game point-streak Jan. 26-Feb. 6 (1g-6a-7pts), as well as five 2pt games, most recently 1g-1a Feb. 3 at San Jose...Posted career-high 95 penalty minutes, including 40 minors, one major/game misconduct...Made season debut Oct. 30 at Philadelphia; missed first 10 games after suffering knee injury in Sept. 22 pre-season contest at Columbus...Posted 3g-3a-6pts

## VS. NHL

ANA	GP	G	A	PTS	PIM	DET	GP	G	A	PTS	PIM	OTT	GP	G	A	PTS	PIM
ANA	16	2	1	3	12	DET	26	4	3	7	33	OTT	21	7	6	13	12
ARI	19	7	4	11	20	EDM	15	4	5	9	9	PHI	20	3	7	10	20
BOS	23	5	4	9	12	FLA	31	9	14	23	14	PIT	22	6	5	11	26
BUF	22	2	4	6	10	LA	16	4	2	6	21	SJ	18	3	6	9	34
CGY	18	5	7	12	16	MIN	19	2	3	5	25	STL	27	3	10	13	22
CAR	3	2	2	4	4	MTL	19	2	4	6	24	TB	32	7	15	22	16
CHI	5	1	2	3	6	NSH	26	4	8	12	16	TOR	23	5	12	17	16
COL	19	5	7	12	26	NJ	22	9	8	17	14	VAN	17	4	5	9	18
CBJ	28	5	13	18	47	NYI	21	4	6	10	8	WSH	30	8	7	15	20
DAL	17	5	2	7	16	NYR	21	5	6	11	12	WPG	29	9	13	22	31

YEAR	TEAM	LEAGUE	REGULAR SEASON													PLAYOFFS				
			GP	G	A	PTS	+/-	PIM	PP	SH	GW	GT	S	GP	G	A	PTS	PIM		
1997-98	HIFK Helsinki	Fin. U16	22	4	11	15	-	10	-	-	-	-	-	3	0	1	1	2		
1998-99	HIFK Helsinki	Fin. U18	25	9	11	20	-	88	-	-	-	-	-	2	1	1	2	2		
1999-00	HIFK Helsinki	Fin. U18	5	0	3	3	-	12	-	-	-	-	-	3	1	2	3	2		
	HIFK Helsinki	Fin. Jr.	35	11	16	27	-	32	-	-	-	-	3	0	1	1	4			
	HIFK Helsinki	Fin.	2	0	0	0	-	2	-	-	-	-	-	-	-	-	-			
	Jokerit Helsinki	Fin. Jr.	2	1	0	1	-	0	-	-	-	-	-	-	-	-	-			
	Jokerit Helsinki	Fin.	47	11	13	22	-	94	-	-	-	-	5	0	0	0	4			
	Finland	WC-A	7	1	4	4	-	4	-	-	-	-	-	-	-	-	-			
2001-02	Jokerit Helsinki	Fin.	51	7	16	23	-	69	-	-	-	-	10	0	6	6	29			
	Finland	WC-A	7	4	1	5	-	10	-	-	-	-	-	-	-	-	-			
2002-03	HIFK Helsinki	Fin.	30	12	15	27	-	24	-	-	-	-	-	-	-	-	-			
	Finland	WC-A	7	2	8	10	-	6	-	-	-	-	-	-	-	-	-			
2003-04	Chicago	NHL	82	23	21	44	31-	58	10	0	3	0	174	-	-	-	-			
2004-05	Finland	WCup	4	2	3	3	-	4	-	-	-	-	-	-	-	-	-			
2005-06	Chicago	NHL	15	2	3	5	7-	31	1	0	0	0	30	-	-	-	-			
	Finland	WC-A	9	0	0	0	-	49	-	-	-	-	-	-	-	-	-			
2006-07	Chicago	NHL	71	17	21	38	4	95	1	0	1	0	115	-	-	-	-			
	Finland	WC-A	8	3	3	6	-	20	-	-	-	-	-	-	-	-	-			
2007-08	Chicago	NHL	60	6	15	21	3	75	1	0	1	0	71	-	-	-	-			
	Carolina	NHL	17	4	7	11	1	16	3	0	0	0	29	-	-	-	-			
	Finland	WC-A	9	4	2	6	-	8	-	-	-	-	-	-	-	-	-			
2008-09	Carolina	NHL	79	26	28	54	0	79	10	0	4	0	190	16	1	3	4	8		
2009-10	Carolina	NHL	54	14	21	35	4-	50	5	0	1	0	122	-	-	-	-			
	Finland	Olym.	6	1	0	1	-	2	-	-	-	-	-	-	-	-	-			
2010-11	Carolina	NHL	82	19	38	57	1	54	7	0	1	0	148	-	-	-	-			
	Finland	WC-A	9	6	0	6	-	8	-	-	-	-	-	-	-	-	-			
2011-12	Carolina	NHL	72	18	16	34	3-	50	3	0	2	0	156	-	-	-	-			
2012-13	Carolina	NHL	17	4	5	9	6-	8	0	0	0	0	30	-	-	-	-			
2013-14	Carolina	NHL	57	5	11	16	19-	34	2	0	1	0	79	-	-	-	-			
	Finland	Olym.	6	1	4	5	-	2	-	-	-	-	-	-	-	-	-			
	DEVILS	NHL	19	3	5	8	1	10	1	0	1	0	26	-	-	-	-			
<b>DEVILS TOTALS</b>			<b>19</b>	<b>3</b>	<b>5</b>	<b>8</b>	<b>1</b>	<b>10</b>	<b>1</b>	<b>0</b>	<b>1</b>	<b>0</b>	<b>26</b>	<b>16</b>	<b>1</b>	<b>3</b>	<b>4</b>	<b>8</b>		
<b>NHL TOTALS</b>			<b>625</b>	<b>141</b>	<b>191</b>	<b>332</b>	<b>60-</b>	<b>560</b>	<b>44</b>	<b>0</b>	<b>15</b>	<b>0</b>	<b>1170</b>	<b>16</b>	<b>1</b>	<b>3</b>	<b>4</b>	<b>8</b>		

Played in NHL YoungStars Game (2004)

\*Led League

Traded to Carolina by Chicago for Andrew Ladd, February 26, 2008. Traded to DEVILS by Carolina for Andrei Loktionov and a conditional third-round choice in 2017 Entry Draft, March 5, 2014.

15  
TUOMO RUUTU | LW



for Silver Medal-winning Team Finland at World Championships in Moscow/Mytisch, Rus...**2005-06:** Injuries during second season in North America limited playing time to just 15 games and production to 2g-3a-5pts...Missed 25 games with a sore back and 37 games with a partially-severed tendon in his ankle suffered Jan. 8 vs. Nashville...Was scoreless in 9 games for Bronze Medal-winning Finland in first career World Championships (Riga, Lat.)...**2004-05:** Played for Finland at 2004 World Cup of Hockey tourney; posted 1g-2a-3pts in 6 games...**2003-04:** Along with T. Arnason, M. Bell and T. Moen, was one of four players in Blackhawks' lineup to play in all 82 games during first season in NHL/in North America...Led club with 23g; was tied for first (K. Calder) with 10 PPG...Among first-year NHLers, ranked third in goals, tied with three others for fifth in assists (21), was third in points (44), first in PPG (tie, M. Ryder, Mil.) and third in shots (174)...Totalled 4g-4a-8pts in season's first 41 games through Jan. 4; completed campaign with 19g-17a-36pts in last 41...Stats included five season-high 3-game point-scoring streaks, most recently Mar. 30-Apr. 3 (4g); also had 3 3-game streaks over an 11-game span Feb. 29-Mar. 21 (6g-9a-15pts)...Recorded ten multiple-point/four multiple-goal games, including three season-high 3pt efforts: 2g-1a Feb. 25 at Columbus, as well as 1g-2a Mar. 11 at New Jersey/Feb. 19 vs. San Jose...Notched 2g Mar. 30 at Nashville, Mar. 12 at Washington and Jan. 30 at Calgary...With 8g-8a, was named the NHL's Rookie of the Month for March; 16pts were the most by any rookie in any month during season...Represented Chicago/Western Conference at the 2004 NHL YoungStars Game during All-Star Weekend in St. Paul, MN...**OTHER:** Completed three-season Finnish Elite League career in 2002-03 with HIFK Helsinki, after spending previous two seasons with Jokerit...Named *The Hockey News'* top player in the world not playing in the NHL that season...Suffered season-ending knee injury, Jan. 2003...Served Jokerit as assistant captain en-route to its 2002 SM-Liiga Championship, while being selected as THN's no. 1 NHL-affiliated prospect in the world by a panel of NHL executives...Was league's youngest player in 2001; appeared in five playoff games before suffering season-ending knee injury...Served as team captain/led tourney with 2g-8a-10pts at the 2003 World Junior Championships, helping Finland capture Bronze Medal...Won a Silver Medal at the 2001 World Junior Championships and a Bronze at the 2002 World Junior Championships...Served as assistant captain and led his team in scoring (2g-6a-8pts) to help Finland capture Bronze Medal at the 2000 under-18 World Junior Championships.

## HIGHLIGHTS

1st NHL GP: 10/8/03, Min. 0 @ Chi. 1 • 1st NHL Goal: 10/19/03, Nsh. 1 @ Chi. 3 vs. C. Mason • 1st NHL Assist: 11/12/03, Cgy. 6 @ Chi. 2 • 600th NHL GP: 2/7/14, Fla. 1 @ Car. 5 • Most Goals in Game: 3; 12/16/09, Dal. 3 @ Car. 5 • Most Assists in Game: 4; 11/19/09, Tor. 5 @ Car. 6 (SO) • Most Pts. in Game: 5; 3/7/09, Car. 9 @ TB 3 (2g-3a) • Most PIM in Game: 19; 4/13/06, Det. 7 @ Chi. 3 (2 min., maj., game misc.) • Most Shots in Game: 8; 2/4/12, LA 1 @ Car. 2; 12/26/09, Phi. 4 @ Car. 3 (SO); 2/29/04, Fla. 2 @ Chi. 2 (OT) • GP Streak: 139; 10/7/10-4/9/11 (82), 10/7/11-2/10/12 (57) • Goal-Scoring Streak: 4; 12/21-27/11 (4g) • Assist-Scoring Streak: 5; 3/2-10/10 (5a); 1/26-2/6/07 (6a) • Point-Scoring Streak: 6; 12/15-27/11 (5g-2a-7pts) • Penalties: 235 min., 10 maj., 1 misc., 3 game misc. • Multiple-Pt. Games: 52 2-pt. games, 11 3-pt. games, 2 4-pt. games, 1 5-pt. game • Shootouts: 9-23 (39.1%).

## PERSONAL

Nickname is "Rudy"...Tuomo and his wife, Emilia, have two daughters, three-year-old Saana and seven-month-old Milla...Has two brothers, Jarkko, who played for four NHL teams and spent last season with Jokerit (Fin.), and Mikko, who was drafted by the Ottawa Senators in 1999 and currently serves as a European scout...His cousin, Hanno Mõttõlä, played basketball at the University of Utah and in the NBA for the Atlanta Hawks...Played hockey, soccer and ran long-distance events in track and field growing up; lists Mario Lemieux as his favorite player...Speaks English, Finnish, Swedish and some German and says his favorite vacation spots are Norway and Iceland...Favorite movie is *Dances with Wolves*...His favorite food is the traditional Finnish meal of reindeer and mashed potatoes...First job was in retail at a clothing store...His most memorable goal was his score in the final of the World Cup of Hockey against Canada and his most memorable hockey moment was winning the 2011 IIHF World Championships with Finland...On Feb. 9, 2010, returned to action after missing 15 games for Tuomo Ruutu *Bobblehead Night*, and netted an empty-net goal vs. Florida.

## HAT TRICKS

NO.	DATE	SCORE	GOALTENDER(S)
1.	12/16/09	Dallas 3 at CAROLINA 5 (GW)	M. Turco (2), ENG

## ALL-STAR GAMES

YEAR	TEAM	GP	G	A	PTS	PIM
2004	Western Conference (Chi.)	1	0	1	1	0

## YOUNGSTARS GAMES

YEAR	TEAM	GP	G	A	PTS	PIM
2004	Western Conference (Chi.)	1	0	1	1	0

# NEW JERSEY DEVILS



25 Lafayette St.  
Newark, NJ 07102  
(973) 757-6100

## DIRECTIONS:

### From Newark Penn Station

- Walk through the terminal and up the staircase to Gateway Center.
- Walk the full length of the Gateway Complex and exit the building onto Mulberry Street.
- Continue left on Mulberry Street until reaching Prudential Center, which is across the street on the right.

### From New Jersey Turnpike

- Take exit 15E (Newark/Jersey City), follow signs to Raymond Blvd. At the stop light, make a right and proceed about two miles to Mulberry Street (Downtown Newark).
- Turn left onto Mulberry Street.
- Continue past Market Street and Edison Place, Prudential Center is on the right.

### From Garden State Parkway South

- Take exit 145, follow signs to Route 280 East (Harrison/Newark).
- Take exit 15A (Route 21/Downtown Newark).
- Make right and proceed for 1/2 mile on Route 21 until the Market Street intersection.
- Make a right at the light onto Market Street.
- Make a left at the next light at the intersection of Market and Mulberry Streets, Prudential Center is on the right.

### From Garden State Parkway North/Route 78

- Take exit 142 (Route 78), follow Route 78 East to exit 58A and follow signs for Rts. 1 and 9 North and then proceed to Rt. 21 North (McCarter Highway).
- Continue north on Rt. 21 for approximately 1 1/2 miles. At the Market Street intersection, make a left onto Market Street.
- Make a left at the next light at the intersection of Market and Mulberry Streets, Prudential Center is on the right.

### From Newark Liberty International Airport

- Follow signs for Rts. 1 and 9 North and follow directions above for Garden State Parkway North.

### From New York City

- From George Washington Bridge or Lincoln Tunnel follow signs to New Jersey Turnpike South.
- Follow directions above for New Jersey Turnpike.

# MICHAEL RYDER | RW

**LAST SEASON:** Appeared in all 82 games during first season with New Jersey; was one of just four players in team's lineup to accomplish feat (A. Greene, J. Jagr & D. Zubrus)...Played in every game for fourth time in ten-season NHL career...Completed campaign tied for third on club (P. Elias & T. Zajac) with 18 goals; was second with 166 shots on goal (Jagr, 231) and sixth with 34 points...Tallied goals/points in season-high four straight games Jan. 4-11 (4g); had points in back-to-back games eight times, most recently Mar. 18-20 (1g-1a-2pts)...Totaled two 1g-1a-2pt games: Dec. 31 vs. Pittsburgh and Dec. 4 vs Montreal...Appeared in his 700th career NHL contest Nov. 23 at San Jose...Notched third career shorthanded goal Jan. 7 vs. Philadelphia, his first since Feb. 7, 2007...Scored first goal in a Devils' sweater in home opener Oct. 4 vs. NY Islanders; made debut with squad Oct. 3 at Pittsburgh.

## CAREER

Games-played total (759) since entering the NHL in 2003-04 is ninth-most among all players; is tied for tenth (M. Hossa) with 90 power play goals...**2012-13:** Saw action with both Dallas (19 games) and Montreal (27); traded for first time in NHL career...Totaled 16g-19a-35pts overall; finished campaign tied for 14th in NHL with 7g-16a-23pts on the road...Recorded nine multiple-point games, including four season-high three-point efforts: 2g-1a Apr. 4 vs. Winnipeg/Mar. 10 at Florida; as well as three assists Mar. 5 at NY Islanders/Feb. 25 at Nashville...Totals showed five 2pt games, including two goals Mar. 27 at Boston/Jan. 22 at Detroit...Posted season-high six-game point-scoring streak Feb. 13-25 (2g-7a-9pts)...Scored his 200th career NHL goal Jan. 26 vs. St. Louis; reached 200-assist mark Feb. 6 at Edmonton; and notched his 400th point with goal Feb. 1 vs. Phoenix...**2011-12:** Appeared in all 82 games for third time in NHL career; one of just three players in team's lineup (L. Eriksson & V. Fiddler) to accomplish feat...Led club with career-high 35g; became only second player in Stars' history (B. Hull, 32, '98-99) to reach 30-plus goal mark in first season with squad...Finished first on team with 7 PP tallies and 211 shots on goal; second with six game-winning scores (J. Benn, 7) and plus-17 mark (Eriksson, +18)...Totals included career-high 9-game point-scoring stretch Feb. 23-Mar. 10 (7g-4a-11pts)...Stats showed 13 multiple-point efforts, including six 3pt outings: three 2g-1a games, most recently Mar. 28 at Edmonton; and three 1g-2a games, most recently Feb. 1 at Anaheim...Notched 2g twice, most recently Nov. 28 at Colorado...Played in his 600th career NHL contest Feb. 4 vs. Minnesota...**2010-11:** A member of Boston's 2011 Stanley Cup Championship team...Finished tied for first on club (Z. Chara) with 8 PPG; tied for second (M. Recchi) with 6 GWG...Recorded two 4-game point-scoring streaks: Jan. 13-18 (3g-1a-4pts) and Nov. 3-10 (2g-3a-5pts)...Posted six multiple-point games, including season-high 1g-2a-3pts Dec. 2 vs. Tampa Bay; notched 2g Feb. 9 at Montreal...Scored first career penalty shot goal in second career attempt Apr. 2 vs. Atlanta's O.

# 17

**HEIGHT:** 6-1  
**WEIGHT:** 200 LBS.  
**SHOOTS:** RIGHT

**BORN:** 03/31/1980  
ST. JOHN'S, NFLD.  
**SEASON:** 11TH NHL/2ND NJ

**DRAFTED:** MONTREAL'S 9TH  
CHOICE (8TH ROUND),  
216TH OVERALL, IN 1998  
ENTRY DRAFT



Pavelec...Played in his 500th career contest Dec. 16 at Montreal; recorded 300th point with goal Nov. 3 at Buffalo...Tallied career-high 8g-9a-17pts in Stanley Cup Playoffs...Posted three 3pt games: 1g-2a in game three of Stanley Cup Finals vs. Vancouver, 2g-1a (GWG) in game 2 of ECF vs. Tampa Bay and 2g-1a in game 4 (OT) of ECQF at Montreal...**2009-10:** One of just two players in Bruins' lineup (B. Wheeler) to play in all 82 games...Total included his 400th career contest Oct. 31 vs. Edmonton...Finished second on squad (Recchi, 8) with 7 PPG...Had 3-game point-scoring streak Dec. 5-12 (1g-3a-4pts)...Seven multiple-point games included 2g-1a-3pts Feb. 11 at Tampa Bay; notched 2g Apr. 11 at Washington and Nov. 19 at Atlanta...Posted 2g Apr. 17 in game 2 of ECQF at Buffalo...**2008-09:** Appeared in 74 games during first season with Boston; missed seven contests Feb. 7-22 with fractured facial bone...Finished campaign first on squad with career-high 7 GWG; second with 27g (P. Kessel, 36) and 10 PPG (Chara, 11)...Reached the 25-goal plateau for fourth time in first five NHL seasons...Recorded career-high +28 performance; was -24 through first four seasons...Totaled 5-game point-scoring stretch Mar. 15-29 (3g-4a-7pts) and 12 multiple-point games/four multiple-goal games...Notched 2g-1a-3pts Feb. 26 vs. Anaheim; 2g Jan. 10 vs. Carolina, Dec. 13 vs. Atlanta and Nov. 28 vs. NY Islanders...Netted game-deciding goal Jan. 21 at Toronto...Made Bruins' debut/notched 100th career NHL goal Oct. 9 at Colorado; joined head coach C. Julien for fourth time (Hull, QMJHL; Hamilton, AHL; & Montreal, NHL)...Tied for team lead (M. Savard) with 5g-8a-13pts during Stanley Cup Playoffs; stats included 5-game point streak Apr. 16-May 1 (5g-4a-9pts) and three multiple-point games...Scored GWG in game 3 of ECQF at Montreal...**2007-08:** Played in 70 games during last season of first stint with Montreal; missed 12 games after missing just two over first three years combined...Recorded two 3-game point-scoring streaks: Mar. 15-20 (1g-2a-3pts) and Feb. 17-21 (4g-1a-5pts)...Tallied three multiple-point games, including two 2g-1a-3pt efforts: Feb. 19 vs. NY Rangers and Jan. 3 vs. Tampa Bay...Appeared in his 300th career contest Mar. 1 vs. New Jersey; posted 200th point with assist Feb. 26 vs. Atlanta and notched 100th assist Jan. 10 at Boston...Took career-high 13 shots on goal Nov. 17 vs. Boston...Missed last two regular-season games due to leg injury...**2006-07:** Appeared in all 82 games for first time in NHL career; one of only two players (M. Komisarek) on Habs' roster to play in every game...Led team with 30g; reached mark for second straight season...Became first Montreal player to notch 30g in consecutive seasons since Recchi ('96-'98) and first Canadian to score 25+ goals in each of his first three campaigns since M. Naslund ('82-'85)...Finished third on team with 58 points; totals included 13 multiple-point games...Second on club with 17 PPG (S. Souray, 19); 35 PPG over a two-season span were tied for the sixth most (B. Gionta, NJ) in NHL...Recorded second career hat trick with 3g-1a-4pts in second period of Apr. 7 season finale at Toronto...Three-point outings included 2g-1a Feb. 20 vs. Washington and Jan. 9 vs. Atlanta; as

## VS. NHL

	GP	G	A	PTS	PIM		GP	G	A	PTS	PIM		GP	G	A	PTS	PIM
ANA	16	8	6	14	4	DET	16	4	7	11	8	OTT	51	9	16	25	24
ARI	18	6	4	10	4	EDM	15	7	6	13	6	PHI	31	11	9	20	8
BOS	36	14	12	26	12	FLA	31	9	17	16	8	PIT	36	11	16	27	16
BUF	54	16	15	31	24	LA	16	3	6	9	4	SJ	14	2	2	4	4
CGY	15	2	7	9	6	MIN	14	2	4	6	4	STL	14	5	3	8	0
CAR	34	10	12	22	16	MTL	22	4	7	11	10	TB	33	9	14	23	14
CHI	14	2	3	5	10	NSH	12	4	7	11	4	TOR	53	14	13	27	28
COL	13	6	5	11	14	NJ	29	7	3	10	14	VAN	15	6	7	13	8
CBJ	14	7	2	9	0	NYI	37	10	14	24	23	WSH	33	15	6	21	14
DAL	7	2	3	5	2	NYR	34	10	6	16	12	WPG	32	16	12	28	22

YEAR	TEAM	LEAGUE	REGULAR SEASON													PLAYOFFS				
			GP	G	A	PTS	+/-	PIM	PP	SH	GW	GT	S	GP	G	A	PTS	PIM		
1996-97	Bonavista	NFAHA	23	31	17	48	-	-	-	-	-	-	-	-	-	-	-	-	-	
1997-98	Hull	QMJHL	69	34	28	62	-	41	-	-	-	-	-	10	4	2	6	4		
1998-99	Hull	QMJHL	69	44	43	87	-	65	-	-	-	-	-	23	*20	16	36	39		
1999-00	Hull	QMJHL	63	50	58	108	-	50	-	-	-	-	-	15	11	17	28	28		
	Canada	WJC-A	7	1	3	4	-	-	-	-	-	-	-	-	-	-	-	-		
2000-01	Tallahassee	ECHL	5	4	5	9	-	6	-	-	-	-	-	-	-	-	-	-		
	Quebec	AHL	61	6	9	15	-	14	-	-	-	-	-	-	-	-	-	-		
2001-02	Mississippi	ECHL	20	14	13	27	-	2	-	-	-	-	-	-	-	-	-	-		
	Quebec	AHL	50	11	17	28	-	9	-	-	-	-	-	3	0	1	1	2		
2002-03	Hamilton	AHL	69	34	33	67	-	43	-	-	-	-	-	23	11	6	17	8		
2003-04	Montreal	NHL	81	25	38	63	10	26	10	0	4	0	215	11	1	2	3	4		
2004-05	Leksands F	Swe-2	42	34	27	61	-	32	-	-	-	-	-	-	-	-	-	-		
2005-06	Montreal	NHL	81	30	25	55	5	40	18	0	6	6	243	6	2	3	5	0		
2006-07	Montreal	NHL	82	30	28	58	25	60	17	2	3	221	-	-	-	-	-	-		
2007-08	Montreal	NHL	70	14	17	31	4	30	1	0	2	134	4	0	0	0	2			
2008-09	Boston	NHL	74	27	26	53	28	26	10	0	7	165	11	5	8	13	8			
2009-10	Boston	NHL	82	18	15	33	3	35	7	0	1	191	13	4	1	5	2			
2010-11	Boston	NHL	79	18	23	41	1	26	8	0	6	165	25	8	9	17	8			
2011-12	Dallas	NHL	82	35	27	62	17	46	7	0	6	211	-	-	-	-	-			
2012-13	Dallas	NHL	19	6	8	14	4	8	2	0	2	42	-	-	-	-	-			
	Montreal	NHL	27	10	11	21	2	8	6	0	3	59	5	1	1	2	2			
2013-14	DEVILS	NHL	82	18	16	34	6	18	4	1	2	166	-	-	-	-	-			
<b>DEVILS TOTALS</b>			<b>82</b>	<b>18</b>	<b>16</b>	<b>34</b>	<b>6</b>	<b>18</b>	<b>4</b>	<b>1</b>	<b>2</b>	<b>166</b>	<b>75</b>	<b>21</b>	<b>24</b>	<b>45</b>	<b>26</b>			
<b>NHL TOTALS</b>			<b>759</b>	<b>231</b>	<b>234</b>	<b>465</b>	<b>19</b>	<b>323</b>	<b>90</b>	<b>3</b>	<b>42</b>	<b>0</b>	<b>1832</b>	<b>75</b>	<b>21</b>	<b>24</b>	<b>45</b>	<b>26</b>		

Played in NHL YoungStars Game (2004) • NHL All-Rookie Team (2004)

\*Led League

Signed as a free agent by Boston, July 1, 2008. Signed as a free agent by Dallas, July 1, 2011. Traded to Montreal by Dallas with Dallas' third-round choice (Connor Crisp) in 2013 Entry Draft for Erik Cole, February 26, 2013. Signed as a free agent by DEVILS, July 5, 2013.



well as 1g-2a Dec. 16 vs. Pittsburgh...Posted 4-game point-scoring stretch Dec. 16-23 (2g-4a-6pts)...Played in his 200th career contest Dec. 30 at Tampa Bay...**2005-06:** Played in first 81 games and led Montreal with 30g; was first Canadiens' player to reach mark since 2002-03 (R. Zednik, 30)...Finished first on squad with 6 GWG, career-high 18 PPG and career-high 243 shots; was third with 55pts...Six-game point-scoring stretch Dec. 10-23 (5g-2a-7pts) matched career high (since surpassed) and included career-high 5-game goal streak Dec. 10-20 (5g)...Fourteen multiple-point games included first career hat trick Feb. 5 vs. Philadelphia and 1g-2a Oct. 27 at Ottawa...Notched 2g Mar. 25 vs. Toronto and Oct. 6 at NY Rangers...Recorded 100th career point with GWG Feb. 28 at NY Islanders...Unsuccessful on first career PS attempt Dec. 31 vs. Carolina's M. Gerber...Played in his 100th career game Nov. 15 vs. Florida...Became first player in NHL history to score GWG with less than 30 seconds remaining in the third period or overtime in each of his club's first 2 games of season...**2004-05:** Spent lockout season with Leksands IF (Swe.-2)...**2003-04:** Played in his first NHL season; led all rookies with 25g (tie, T. Hunter, NYI), 38a and 63pts...Finished second to A. Raycroft in balloting for the Calder Trophy as the league's top rookie; named to NHL's All-Rookie Team...Totaled 16 multiple-point games/three multiple-goal games, including 2g-2a-4pts Jan. 10 at Pittsburgh...Also had 2g-1a-3pts Jan. 4 vs. Washington and 2g Feb. 24 vs. Ottawa...Recorded 6-game point streak Feb. 19-28 (4g-4a-8pts)...Played in NHL YoungStars Game during NHL All-Star festivities...**2002-03:** Played in his first full AHL season; led Hamilton with 34g, while finishing second on squad with 67pts...Recorded 11g-6a-17pts as Bulldogs advanced to Calder Cup Finals...**2001-02:** Split campaign between Mississippi (ECHL) and Quebec (AHL)...**2000-01:** Began season with Tallahassee (ECHL) before going to Quebec for remainder of season...**OTHER:** Played three seasons of junior hockey with Hull (QMJHL); totaled 128g-129a-257pts and 156 penalty minutes in 201 career games...Played in 1997-98 QMJHL All-Star Game and was named to the league's All-Rookie Team...Led Olympiques in scoring in both 1998-99 (tie) and 1999-00...Led QMJHL with 20 post-season goals en-route to 1999 finals...Played for Bronze Medal-winning Team Canada at the 2000 World Junior Championships.

### HIGHLIGHTS

1st NHL GP: 10/9/03, Mtl. 2 @ Ott. 5 • 1st NHL Goal: 10/11/03, Mtl. 4 @ Tor. 0 vs. E. Belfour • 1st NHL Assist: 10/14/03, Wsh. 1 @ Mtl. 5 • 700th NHL GP: 11/23/13, NJ 1 @ SJ 2 • Most Goals in Game: 3; 4/7/07, Mtl. 5 @ Tor. 6; 2/5/06, Phi. 0 @ Mtl. 5 • Most Assists in Game: 3; 3/5/13, Mtl. 3 @ NYI 6; 2/25/13, SJ 1 @ Dal. 3 • Most Pts. in Game: 4; 4/7/07, Mtl. 5 @ Tor. 6 (3g-1a); 1/10/04, Mtl. 8 @ Pit. 0 (2g-2a) • Most PIM in Game: 15; 3/6/10, Bos. 3 @ NYI 2 (maj., game misc.) • Most Shots in Game: 13; 11/17/07, Bos. 4 @ Mtl. 7 • GP Streak: 172; 2/24-4/12/09 (22), 10/1/09-4/11/10 (82), 10/9/10-3/11/11 (68) • Goal-Scoring Streak: 5; 12/16-26/11 (5g); 12/10-20/05 (5g) • Assist-Scoring Streak: 4; 3/19-29/09 (6a) • Point-Scoring Streak: 9; 2/23-3/10/12 (7g-4a-11pts) • Penalties: 154 min., 1 maj., 1 game misc. • Multiple-Pt. Games: 69 2-pt. games, 24 3-pt. games, 2 4-pt. games • Shootouts: 6-37 (16.2%).

### PERSONAL

Michael and his fiancée, Caroline, welcomed a son, Quinn, in Apr. 2014...His brother, Dan, was a 2005 third-round draft pick of Calgary and played professionally in the Flames' and Boston Bruins organizations through 2008-09...Ranks the Toronto Blue Jays as his favorite non-hockey sports team...Favorite meal is turkey and gravy, potatoes and dumplings, with chocolate mousse cake for dessert...Three sporting events he would like to attend are the Super Bowl, the World Series and The Masters...Hobbies include guitar, golf and Xbox...Plays golf with current teammate and fellow Newfoundland native R. Clowe; annually participates in the Clowe, Purcell & Friends Charity Golf Classic to support the St. John's community...Enjoys supporting youth hockey initiatives back in his hometown; supplied 2014 NHL Stadium Series gear to a girls' high school team this past winter.

### HAT TRICKS

NO.	DATE	SCORE	GOALTENDER(S)
1.	2/05/06	Philadelphia 0 at MONTREAL 5 (GW)	Antero Niittymaki
2.	*4/07/07	MONTREAL 5 at Toronto 6	Andrew Raycroft

\*Denotes natural hat trick.

### PENALTY SHOTS

DATE	OPPOSITION	RESULT	SCORE
12/31/05	vs. Martin Gerber, Car.	Save	Mtl. 3 @ Car. 2
4/02/11	vs. Ondrej Pavelec, Atl. (GW)	SCORE	Atl. 2 @ Bos. 3

### YOUNGSTARS GAMES

YEAR	TEAM	GP	G	A	PTS	PIM
2004	Eastern Conference (Mtl.)	1	0	1	1	0

# NEW JERSEY

## STATE HIGH SCHOOL ICE HOCKEY DIRECTORY

### GORDON CONFERENCE

**AMERICAN DIVISION**  
Christian Brothers Acad. (Shore)  
Delbarton School  
Don Bosco Prep  
Gloucester Catholic  
Saint Augustine Prep School

### NATIONAL DIVISION

Bergen Catholic  
Bishop Eustace Preparatory  
Pope John XXIII  
Saint Peter's Prep  
Seton Hall Preparatory School

### BIG NORTH CONFERENCE

#### GOLD DIVISION

Bayonne  
Clifton  
Dumont/Demarest/N. Milford  
Fair Lawn  
Hackensack  
Paramus Catholic  
Passaic Valley  
Ridgewood  
River Dell Reg./Westwood Reg.

#### SILVER DIVISION

Glen Rock  
Northern Highlands Regional  
Old Tappan  
Paramus  
Pascack Valley/Pascack Hills  
Saint Joseph Regional (Mont.)  
Tenafly

#### GREEN DIVISION

DePaul Catholic  
Indian Hills  
Lakeland Regional  
Mahwah  
Ramapo  
Ramsey  
Wayne Hills  
Wayne Valley  
West Milford

### NEW JERSEY INTERSCHOLASTIC

#### WESTERN DIVISION

Bernards/Somerville (Skyland)  
High Point Reg./Walkkill Valley Reg.  
Hudson Catholic Regional  
Newton/Lenape Valley Reg.  
Vernon Township

#### NORTHERN DIVISION

Livingston  
Millburn  
Montclair  
Montclair Kimberley Academy  
Nutley  
Verona/Glen Ridge  
West Essex  
West Orange

#### MORRIS COUNTY

**MENNEN DIVISION**  
Chatham  
Kinnelon  
Morris Knolls  
Morristown  
Morristown-Beard School  
Randolph

#### HALVORSEN DIVISION

Jefferson Township  
Montville Township  
Mountain Lakes  
Pequanock Township  
Roxbury  
Sparta  
West Morris Central  
West Morris Mendham

#### HAAS/CHARETTE DIVISION

Gill Saint Bernard's School  
Madison  
Morris Catholic  
Morris Hills  
Mount Olive  
Hanover Park/Whippany Park  
Parsippany Hills/Parsippany

#### UNION COUNTY

Cranford  
Jonathan Dayton/David Brearley  
Arthur L. Johnson  
Governor Livingston  
Scotch Plains-Fanwood  
Summit  
Westfield

#### SKYLAND CONFERENCE

Bernards/Somerville (NJHL)  
Bridgewater-Raritan  
Hillsborough  
Hunterdon Central Regional  
Montgomery  
Pingry School  
Ridge  
Watchung Hills Regional

#### GREATER MIDDLESEX

Colonia  
Edison  
John F. Kennedy Memorial  
Monroe Township  
Old Bridge  
Saint Joseph (Met.)  
South Brunswick  
John P. Stevens  
Woodbridge

#### COLONIAL VALLEY

**COLONIAL DIVISION**  
Hopewell Valley Central  
Paul VI  
Robbinsville/Allentown  
W. Windsor-Plainsboro N.

#### VALLEY DIVISION

Hamilton West  
Notre Dame  
Princeton  
W. Windsor-Plainsboro S.

#### PATRIOT DIVISION

Hightstown  
Lawrence/Ewing  
Hamilton North  
Hamilton East

#### SOUTH CONFERENCE

##### NORTH A DIVISION

Christian Brothers Acad. (Gordon)  
Freehold Township  
Howell  
Manalapan  
Marlboro  
Middletown North  
Middletown South

##### SOUTH A DIVISION

Brick Memorial  
Brick Township  
Jackson Memorial  
Southern Regional  
Toms River East  
Toms River North  
Toms River South

##### NORTH B DIVISION

Ocean Township/Shore Reg.  
Red Bank Catholic  
Red Bank Regional  
Rumson-Fair Haven Regional  
St. John Vianney  
Saint Rose

##### SOUTH B DIVISION

Freehold Boro/Raritan  
Jackson Liberty  
Manasquan/Point Pleasant Beach  
Monsignor Donovan  
Point Pleasant Borough  
Wall Township

#### INDEPENDENCE (NJ)

Hun School of Princeton  
Pennington School

#### PREP SCHOOLS (NJ)

Lawrenceville School  
Princeton Day School

#### INDEPENDENTS

Blair Academy  
East Side  
Saint Joseph (Hamm.)

#### GIRLS' PROGRAMS

Lawrenceville  
Morristown-Beard  
Pingry  
Princeton  
Princeton Day School  
Summit

#### INDEPENDENTS

Jonathan Dayton  
Demarest  
Hanover Park  
Governor Livingston  
Old Tappan  
Parsippany Hills  
Red Bank Regional  
Tenafly  
Toms River South  
West Orange  
Westfield

# BRYCE SALVADOR | D

**LAST SEASON:** Injuries during second season as Devils' captain/seventh year with club/13th NHL campaign limited playing time to just 40 games...Total included his 300th game with New Jersey Jan. 11 vs. Florida...Notched lone goal of season Mar. 14 at Florida for first regular-season tally since Mar. 10, 2010 vs. NY Rangers...Missed 30 games Oct. 24-Dec. 27 with a non-displaced stress fracture in foot; placed on Injured Reserve List Oct. 28, retroactive to Oct. 22...Also designated an injured/non-roster player from Oct. 23-28 due to personal reasons...Activated off I.R. Dec. 28; saw action in season-high 21 straight contests through Feb. 27...Also missed final 10 games of season Mar. 27-Apr. 13 with lower body injury and two contests Mar. 1-2 due to collarbone injury.

## CAREER

**2012-13:** Named tenth captain in team history Jan. 17, just prior to start of regular-season schedule Jan. 19 at NY Islanders...Appeared in his 700th career NHL contest Feb. 3 at NY Islanders...Injuries limited offensive production to just two assists: Mar. 15 at Philadelphia and Jan. 22 vs. Philadelphia...Saw action in career-high 106 consecutive games through Mar. 7 vs. Buffalo (since Oct. 8, '11 vs. Phi.); missed contest Mar. 9 at Carolina due to upper body injury...Missed final eight contests of season Apr. 12-27 after suffering wrist injury Apr. 10 vs. Boston...**2011-12:** One of five players in Devils' lineup – and one of just two defensemen (M. Fayne) – to play in all 82 games; appeared in every game for first time in NHL career...Led squad with career-high plus-18 mark...Reached 100-point mark in NHL career with assist Mar. 6 vs. NY Rangers...Had points in back-to-back games Dec. 12-13 (2a)...Picked up first point of campaign with assist Nov. 5 vs. Winnipeg for first assist/point since Apr. 6, 2010 at Atlanta...Returned to lineup for season opener Oct. 8 vs. Philadelphia; missed entire 2010-11 campaign...Finished post-season tied for third on club (T. Zajac)/first among defensemen/second among league rearguards (D. Doughty, LA, 16) with 4g-10a-14pts...Point-total is most in NHL history among players who recorded less than ten points during the regular-season...Second on squad (A. Henrique, +12)/first among defensemen with +9 mark...**2010-11:** Missed entire campaign due to concussion suffered during Sept. 28 pre-season contest vs. Philadelphia; placed on Long Term Injured Reserve Oct. 6, just prior to start of regular-season schedule...Playing time was limited to just three pre-season contests...**2009-10:** Established career high by

# 24

**HEIGHT:** 6-3  
**WEIGHT:** 215 LBS.  
**SHOOTS:** LEFT

**BORN:** 02/11/1976  
BRANDON, MAN.  
**SEASON:** 14TH NHL/8TH NJ

**DRAFTED:** TAMPA BAY'S 6TH  
CHOICE, 138TH OVERALL,  
IN 1994 ENTRY DRAFT

appearing in 79 games (since surpassed); tied for third among the team's defensemen (C. White) with +8 mark...Totaled 4g-10a-14pts overall; four goals was second-highest total of NHL career (5, '01-02), while two game-winning tallies matched career best ('01-02 & '08-09)...Stats included two 2pt games: 1g-1a Jan. 23 at NY Islanders and 2a Oct. 16 at Atlanta...Totals showed points in back-to-back games twice: Mar. 10-12 (1g-1a)/Nov. 25-27 (2a)...Appeared in his 600th career NHL game Mar. 23 vs. Columbus; played in his 100th game with squad Nov. 11 vs. Anaheim...Played in season's first 37 games; missed three contests Dec. 30-Jan. 2 with lower body injury...**2008-09:** Recorded 3g-13a-16pts in 76 matches overall; games-played total was his most since 2000-01 rookie campaign...Stats included career-high 13a/16pts (10a, '07-08/12pts, '01-02)...Three goals were his most since 2003-04; posted career-high 5g in 2001-02...Totals included 2g-11a-13pts on home ice and 1g-2a-3pts on the road...Appeared in his 500th career NHL game Feb. 3 vs. Washington...Tallied points in back-to-back matches twice: Feb. 13-15 (1g-1a-2pts) and Dec. 10-12 (3a)...Recorded two multiple-point games for fifth/sixth career 2pt efforts: 2a Mar. 12 vs. Phoenix and 2a Dec. 10 vs. Pittsburgh...Recorded career-high (tie, '01-02) 2 GW tallies: Feb. 13 vs. Boston and Nov. 21 vs. NY Islanders...Missed 5 games Dec. 19-27 with inner ear infection...Posted first goal with squad Nov. 21 vs. NY Islanders; recorded first assist Oct. 22 vs. Dallas...**2007-08:** Made his Devils' debut Feb. 29 vs. Washington after being acquired from St. Louis Feb. 26...Missed 10 games Mar. 19-Apr. 6 with sore foot; had played in eight straight...Led Blues with career-high +12 mark (since surpassed) at time of trade and was third among the club's defensemen with 1g-10a-11pts overall...Ten assists were a career high (since surpassed); 11pts were his most since 2001-02 (5g-7a-12pts)...Totals included season/career-high four-game point-scoring streak Nov. 25-Dec. 1 (5a)...Recorded lone multiple-point game/matched career high with two-assist effort (since tied) Nov. 28 at Buffalo...Skated in his 400th career NHL game Nov. 1 at Minnesota...Posted GWG Oct. 17 at Chicago, his first since Mar. 27, 2004 vs. Chicago...Missed three contests Dec. 26-29 due to a hip flexor...Had career totals of 16g-47a-63pts and 413 penalty minutes in 447 games at time of trade, all with Blues...Skated in all five playoff games and scored 1g...**2006-07:** Tallied 2g-5a-7pts in 64 games played during final full season with St. Louis...Scored more than 1g for the first time since 2003-04...Missed 18 games due to injury; suffered fractured clavicle Mar. 10 vs. Montreal and

## VS. NHL

ANA	ARI	BOS	BUF	CGY	CAR	CHI	COL	CBJ	DAL	DET	EDM	FLA	LA	MIN	MTL	NSH	NJ	NYI	NYR	OTT	PHI	PIT	SJ	STL	TB	TOR	VAN	WSH	WPG
27	1	4	5	12	27	1	4	5	12	38	1	1	2	52	26	2	2	4	33	19	1	2	3	10	130	1	2	3	10
24	0	3	3	23	23	2	4	6	9	26	2	2	4	33	24	1	3	4	23	26	1	4	5	12	26	1	1	1	2
23	2	4	6	9	24	1	2	3	29	30	0	2	2	24	24	0	1	1	6	25	0	5	5	21	5	0	1	1	2
24	1	2	3	29	23	0	3	3	14	22	1	1	2	16	22	1	1	2	16	24	2	2	4	32	24	2	2	4	32
39	3	4	7	8	23	0	3	3	14	35	0	5	5	24	22	1	1	2	16	25	0	3	3	14	25	0	3	3	14
29	2	3	5	16	29	2	3	5	16	7	0	0	0	10	7	0	0	0	10	27	0	1	1	27	27	0	1	1	27
39	0	5	5	45	39	0	5	5	45	30	4	3	7	32	30	4	3	7	32	24	0	4	4	30	24	0	4	4	30
28	0	3	3	15	28	0	3	3	15	28	1	3	4	31	28	1	3	4	31	23	0	4	4	15	23	0	4	4	15

YEAR	TEAM	LEAGUE	REGULAR SEASON													PLAYOFFS																	
			GP	G	A	PTS	+/-	PIM	PP	SH	GW	GT	S	GP	G	A	PTS	PIM															
1991-92	Brandon	MAHA	52	6	23	29	-	38	-	-	-	-	-	-	-	-	-	-	-	-	-	-	-	-	-	-	-	-	-	-	-	-	
1992-93	Lethbridge	WHL	64	1	4	5	-	29	-	-	-	-	-	-	-	-	-	-	-	-	-	-	-	-	-	-	-	-	-	-	-	-	
1993-94	Lethbridge	WHL	61	4	14	18	-	36	-	-	-	-	-	-	-	-	-	-	-	-	-	-	-	-	-	-	-	-	-	-	-	-	
1994-95	Lethbridge	WHL	67	1	9	10	-	88	-	-	-	-	-	-	-	-	-	-	-	-	-	-	-	-	-	-	-	-	-	-	-	-	
1995-96	Lethbridge	WHL	56	4	12	16	-	75	-	-	-	-	-	-	-	-	-	-	-	-	-	-	-	-	-	-	-	-	-	-	-	-	
1996-97	Lethbridge	WHL	63	8	32	40	-	81	-	-	-	-	-	-	-	-	-	-	-	-	-	-	-	-	-	-	-	-	-	-	-	-	
1997-98	Worcester	AHL	46	2	8	10	-	74	-	-	-	-	-	-	-	-	-	-	-	-	-	-	-	-	-	-	-	-	-	-	-	-	
1998-99	Worcester	AHL	69	5	13	18	-	129	-	-	-	-	-	-	-	-	-	-	-	-	-	-	-	-	-	-	-	-	-	-	-	-	
1999-00	Worcester	AHL	55	0	13	13	-	53	-	-	-	-	-	-	-	-	-	-	-	-	-	-	-	-	-	-	-	-	-	-	-	-	
2000-01	St. Louis	NHL	75	2	8	10	-	69	0	0	1	0	60	14	2	0	60	14	2	0	60	14	2	0	60	14	2	0	60	14	2	0	
2001-02	St. Louis	NHL	66	5	7	12	-	37	1	0	2	0	37	10	0	0	37	10	0	0	37	10	0	0	37	10	0	0	37	10	0	0	
2002-03	St. Louis	NHL	71	2	8	10	-	93	1	0	0	1	0	73	7	0	73	7	0	0	73	7	0	0	73	7	0	0	73	7	0	0	
2003-04	St. Louis	NHL	69	3	5	8	-	47	0	0	1	0	60	5	0	0	60	5	0	0	60	5	0	0	60	5	0	0	60	5	0	0	
2003-04	Worcester	AHL	2	0	1	1	-	0	-	-	-	-	-	-	-	-	-	-	-	-	-	-	-	-	-	-	-	-	-	-	-	-	
2004-05	Missouri	UHL	7	0	0	0	-	16	-	-	-	-	-	-	-	-	-	-	-	-	-	-	-	-	-	-	-	-	-	-	-	-	
2005-06	St. Louis	NHL	46	1	4	5	-	24	-	0	0	0	23	-	-	-	-	-	-	-	-	-	-	-	-	-	-	-	-	-	-	-	
2006-07	St. Louis	NHL	64	2	5	7	-	55	0	0	0	0	40	-	-	-	-	-	-	-	-	-	-	-	-	-	-	-	-	-	-	-	
2007-08	St. Louis	NHL	56	1	10	11	-	43	0	1	-	-	29	-	-	-	-	-	-	-	-	-	-	-	-	-	-	-	-	-	-	-	
2008-09	DEVILS	NHL	8	0	0	0	-	0	0	0	0	0	0	0	0	0	0	0	0	0	0	0	0	0	0	0	0	0	0	0	0	0	
2008-09	DEVILS	NHL	76	3	13	16	-	78	0	2	-	68	4	0	0	0	68	4	0	0	68	4	0	0	68	4	0	0	68	4	0	0	6
2009-10	DEVILS	NHL	79	4	10	14	-	57	0	0	2	-	47	5	0	0	47	5	0	0	47	5	0	0	47	5	0	0	47	5	0	0	6
2010-11	DEVILS	NHL	D	I	D	N	-	0	0	0	0	0	0	0	0	0	0	0	0	0	0	0	0	0	0	0	0	0	0	0	0	0	
2011-12	DEVILS	NHL	82	0	9	9	-	18	66	0	0	0	0	0	0	0	0	0	0	0	0	0	0	0	0	0	0	0	0	0	0	0	
2012-13	DEVILS	NHL	39	0	2	2	-	22	0	0	0	0	0	0	0	0	0	0	0	0	0	0	0	0	0	0	0	0	0	0	0	0	
2013-14	DEVILS	NHL	40	1	3	4	-	29	0	0	0	0	0	0	0	0	0	0	0	0	0	0	0	0	0	0	0	0	0	0	0	0	
<b>DEVILS TOTALS</b>			<b>324</b>	<b>8</b>	<b>37</b>	<b>45</b>	<b>-</b>	<b>411</b>	<b>263</b>	<b>0</b>	<b>0</b>	<b>0</b>	<b>4</b>	<b>0</b>	<b>0</b>	<b>0</b>	<b>220</b>	<b>38</b>	<b>5</b>	<b>10</b>	<b>15</b>	<b>38</b>	<b>7</b>	<b>11</b>	<b>18</b>	<b>18</b>	<b>64</b>	<b>7</b>	<b>11</b>	<b>18</b>	<b>64</b>		
<b>NHL TOTALS</b>			<b>771</b>	<b>24</b>	<b>84</b>	<b>108</b>	<b>-</b>	<b>676</b>	<b>2</b>	<b>0</b>	<b>0</b>	<b>0</b>	<b>9</b>	<b>0</b>	<b>0</b>	<b>0</b>	<b>542</b>	<b>78</b>	<b>7</b>	<b>11</b>	<b>18</b>	<b>64</b>	<b>7</b>	<b>11</b>	<b>18</b>	<b>64</b>	<b>7</b>	<b>11</b>	<b>18</b>	<b>64</b>			

Won Daryl K. Seaman Trophy (WHL Scholastic Player of the Year) [1996]  
Signed as a free agent by St. Louis, December 16, 1996. Traded to DEVILS by St. Louis for Cam Janssen, February 26, 2008.



missed 13 games...**2005-06:** Forty-six games played were the fewest of his NHL career (since surpassed); missed 36 contests due to injury, including 35 with shoulder injury...Appeared in his 300th career NHL game Nov. 22 vs. Los Angeles...**2004-05:** Spent lockout season by appearing in 7 games with Missouri River Otters of the United Hockey League; also played in three post-season contests...**2003-04:** Saw action in 69 games with St. Louis and 2 games with Worcester (AHL) for last minor-league stint of pro career...Totaled 3g-5a-8pts overall, including 3g-2a-5pts on home ice...Notched his second career overtime tally Mar. 27 vs. Chicago...Missed eight early-season games due to wrist injury...Skated in five post-season contests; appeared in Stanley Cup Playoffs for fourth straight season...**2002-03:** Played in 71 matches; reached 70 games-played mark for second time in three seasons...Recorded a career-high 73 shots on goal and 95 PIM; 8a matched his career high (since surpassed)...Played in his 200th career NHL game Mar. 13 at Vancouver...Posted career-high +7 mark (since surpassed)...Missed 6 games due to injury, including two contests with hamstring injury and two matches with bruised shoulder...Played in all seven post-season contests...**2001-02:** Registered career highs with 5g/12pts (since surpassed)...Notched career-high 2 GWG (since tied), including first career OT tally Jan. 21 at Boston...Appeared in his 100th career NHL game Dec. 15 vs. Calgary...Suffered concussion Mar. 28 vs. Buffalo; missed 8 games as a result...Also missed seven contests Oct. 11-25 with strained rib muscle...Played in all ten post-season contests, collected 1a...**2000-01:** Appeared in 75 contests during first NHL season; also appeared in career-high 14 playoff games (since surpassed)...Recorded his first NHL point with assist Oct. 28 vs. Dallas; played in his first NHL game Oct. 5 at Phoenix...Recorded OT tally in game five of Western Conference Quarterfinals vs. San Jose...**1999-00:** Saw action in 55 games during final full AHL campaign...Thirteen assists matched three-season AHL career high...**1998-99:** Reached AHL career highs with 69 games, 5g, 13a (since tied), 18pts and 129 PIM...**1997-98:** Began pro career by appearing in 46 games with Worcester...Voted team's Most Improved Player, while winning its Plus/Minus award...Signed with Blues' organization as a free agent Dec. 16, 1996...**OTHER:** Originally selected as Tampa Bay's sixth choice, 138th overall, in 1994 NHL Entry Draft...Played five seasons of junior hockey with Lethbridge (WHL), registering 18g-71a-89pts in 311 career games...Voted Hurricanes' best defenseman in 1997...Member of the 1996-97 Lethbridge team that advanced to the Memorial Cup Finals; played for WHL Championship teams in 1996/1997...Played one season with the Brandon Kings of the MAHA, notching 6g-23a-29pts in 52 games.

## HIGHLIGHTS

1st NHL GP: 10/5/00, STL. 1 @ Phx. 4 • 1st NHL Goal: 12/10/00, STL. 6 @ Chi. 1 vs. R. Tallas  
 • 1st NHL Assist: 10/28/00, Dal. 3 @ STL. 4 (OT) • Most Goals in Game: 1; 24 times, last time 3/14/14, NJ 3 @ Fla. 5 • Most Assists in Game: 2; 5 times, last time 10/16/09, Atl. 4 @ NJ 2 • Most Pts. in Game: 2; 8 times, last time 1/23/10, NJ 4 @ NYI 2 (1g-1a) • Most PIM in Game: 15; 2/28/02, STL. 2 @ Cgy. 3 (maj., game misc.) • Most Shots in Game: 6; 11/21/02, LA 2 @ STL. 3 (OT) • GP Streak: 106; 10/8/11-4/7/12 (82), 1/19-3/7/13 (24) • Goal-Scoring Streak: 2; 12/18-21/01 (2g) • Assist-Scoring Streak: 4; 11/25-12/1/07 (5a) • Point-Scoring Streak: 4; 11/25-12/1/07 (0g-5a-5pts) • Penalties: 223 min., 38 maj., 3 misc., 1 game misc. • Multiple-Pt. Games: 8-2-pt. games • Shootouts: None.

## PERSONAL

Married, wife's name is April; the couple has two sons, Pierson and Hudson...Lists former Worcester (AHL) Head Coach Greg Gilbert as his greatest hockey influence...Says that standing on skates as a three-year-old at a local rink is his first hockey memory...Worked on irrigation systems on farms as one of his first jobs...Proudly supports the *Defending the Blue Line* charity, whose mission is ensuring that children of military members are afforded every opportunity to participate in the game of hockey; organization provides free equipment for military kids, hockey camps, special events, and financial assistance for registration fees and other associated costs...Has done interviews on MSG Plus to promote the DTBL organization and its local charitable equipment drives...Filmed a piece for NBC News commemorating the 50th anniversary of Dr. Martin Luther King, Jr.'s "I have a dream" speech...Considers himself to be a superhero junkie; lists *Heroes* and *Smallville* as his favorite TV shows...Names *Life is Beautiful* as his favorite movie...Enjoys spending time with his sons.

# NEW JERSEY

## AREA YOUTH HOCKEY

### ATLANTIC METROPOLITAN HOCKEY LEAGUES • atlantichockey.org

<b>Atlantic Youth Hockey League (AYHL) – atlantichockey.org</b>	Boston Bandits Boston Jr. Rangers Central Penn Panthers Connecticut Nighthawks Hartford Jr. Wolfpack Jersey Wildcats Long Island Jr. Royals New England Wolves New Hampshire Monarchs New Jersey Jr. Titans New Jersey Renegades New York Apple Core New York Metro Fighting Moose North Jersey Avalanche Northern Cyclones Philadelphia Junior Flyers Philadelphia Little Flyers Philadelphia Revolution Valley Junior Warriors Vermont Lumberjacks Walpole Express Wilkes-Barre/Scr. Knights	bostonbandits.com bostonjuniorrangers.com ctoilers.com panthers.goalline.ca cinnighthawks.com hartfordjwolfpack.com jerseywildcats.com liroyalsjr.com americanhockeyinstitute.com njmonarchs.com njtitans.com njrenegades.net applecorejunior.com njvalanche.com northerncyclones.com jrfllyers.pointstreaksites.com littleflyers.org philadelphiarevolution.net jvwarrors.com vermontlumberjacks.com walpoleexpress.com wbsknights.com
<b>Metropolitan Junior Hockey League (MJHL) – metleague.org</b>	Brewster Bulldogs	brewstergoalline.ca

### EASTERN HOCKEY LEAGUE • easternhockeyleague.pointstreaksites.com

Boston Bandits Boston Jr. Rangers Connecticut Oilers East Coast Wizards Hartford Jr. Wolfpack New England Wolves New Hampshire Jr. Monarchs New Jersey Rockets New Jersey Titans New York Apple Core	bostonbandits.com bostonjuniorrangers.com ctoilers.com eastcoastwizards.hockey.assn.la hartfordjwolfpack.com americanhockeyinstitute.com njmonarchs.com njrockets.com njtitans.com applecorejunior.com	New York Bobcats Northern Cyclones Philadelphia Jr. Flyers Philadelphia Little Flyers Philadelphia Revolution Valley Jr. Warriors Vermont Lumberjacks Walpole Express Wilkes-Barre/Scr. Knights	nybobcats.com northerncyclones.com jrfllyers.pointstreaksites.com littleflyers.org philadelphiarevolution.net jvwarrors.com vermontlumberjacks.com walpoleexpress.com wbsknights.com
Atlantic Hammerheads Bennett Blazers D.C. Sled Sharks Delaware Sled Snipers New Jersey Devils	sledhockey.net bennettblazers.org dcslashedsharkshockey.weebly.com delawaresledsnipers.com devilsyouth.com	New York Rangers Vineland Sled Stars Virtua Wings of Steel Woodbridge Warriors	wfsledrangers.org vinelandsledstars.com sjwingsofsteel.org warriorsspecialhockey.com

### ATLANTIC SLED HOCKEY LEAGUE • sledhockey.net

American Eagles Atlantic City Sharks Bayonne Rangers Brick Hockey Club Bridgewater Bears Cranford Hockey Club Flyers Youth Hollywell Hurricanes Ice House Avalanche Ice Vault Bandits Jaguars Jersey City Capitals Jersey Penguins Kinnelon Colts Lawrence Flames Mercer Chiefs Montclair Blues	aeyhockey.org acsharks.teamopolis.com bayonnehockey.org brickhockeyclub.com bridgewaterbears.net cranfordhockeyclub.com etsamz.com/lyh hollywellhurricanes.com njvalanche.com njbantits.com skateglgio.com eatsamz.com/JerseyCityCapitals jerseypenguins.com kinc.org lawrenceflames.org ice-land.com montclairhockeyclub.com	New Jersey Colonials New Jersey Devils New Jersey Freeze New Jersey Ironmen New Jersey Jr. Titans New Jersey Renegades New Jersey Rockets New Jersey Stars Old Bridge Junior Knights Princeton Tigers Protec Ducks Ramapo Saints Red Bank Generals Skylands Kings Team Comcast Toms River Blackhawks Woodbridge Wolfpack	njcolonials.com devilsyouth.com njfreeze.com ironmenhockey.org njtitans.com njrenegades.net njrockets.com njstars.com oldbridgejuniorknights.com princetonyouthhockey.org protechockey.com ramaposaints.org rbg.goalline.ca skylandskings.com teamcomcastaaahockey.com njblackhawks.com woodbridgewolfpack.com
-------------------------------------------------------------------------------------------------------------------------------------------------------------------------------------------------------------------------------------------------------------------------------------------------------------------------------------------------	-------------------------------------------------------------------------------------------------------------------------------------------------------------------------------------------------------------------------------------------------------------------------------------------------------------------------------------------------------------------------------	--------------------------------------------------------------------------------------------------------------------------------------------------------------------------------------------------------------------------------------------------------------------------------------------------------------------------------------------------------------------------	----------------------------------------------------------------------------------------------------------------------------------------------------------------------------------------------------------------------------------------------------------------------------------------------------------------------------------------------------------------

### MAWHA • mawha.com

Brewster Lady Bulldogs Brewster Lady Bulldogs Chester County Cougars Long Island Gulls New Jersey Rockets Quakers	<b>MAWHA 16U Granato Teams</b> brewster.goalline.ca <b>MAWHA 14U Granato Teams</b> brewster.goalline.ca ccscougars.com ligulls.org njrockets.com quakersicehockey.info	Long Island Lady Islanders Lehigh Valley Phantoms Youth Montclair Blues New Jersey Colonials Quakers	islandwagesgirlshockey.com phantomsofnyouth.org montclairbluesyouth.com njcolonials.com quakersicehockey.info
New Jersey Colonials New Jersey Rockets Chester County Cougars Hershey Jr. Bears Long Island Lady Islanders Lady Patriots Montclair Blues New Jersey Rockets Princeton Tiger Lilies Quakers Westchester Wild York	<b>MAWHA 12U Granato Teams</b> njcolonials.com njrockets.com <b>MAWHA 10U Ruggiero Teams</b> ccscougars.com hersheyjrbearys.com islandwagesgirlshockey.com ladypatriots.org montclairhockeyclub.com njrockets.com princetontigerlilies.com quakersicehockey.info westchesterwild.org yorkstate.com/york-ladies-devils-hockey	Brewster Lady Bulldogs Chester County Cougars Delco Phantoms Long Island Lady Islanders New Jersey Colonials New Jersey Rockets Quakers	<b>MAWHA 10U Ruggiero Teams</b> brewster.goalline.ca laskerrink.com njcolonials.com njrockets.com njtitans.com quakersicehockey.info
Brick Hockey Club Delco Phantoms Montclair Blues New Jersey Colonials New Jersey Titans Quakers	<b>MAWHA 16U Ruggiero Teams</b> brickhockeyclub.com delcophantoms.org montclairhockeyclub.com njcolonials.com njtitans.com quakersicehockey.info	Lady Patriots New Jersey Rockets Westchester Wild	<b>MAWHA 14U Potter Teams</b> ladypatriots.org njrockets.com westchesterwild.org
Brewster Lady Bulldogs Delco Phantoms Hershey Jr. Bears	<b>MAWHA 14U Ruggiero Teams</b> brewster.goalline.ca delcophantoms.org hersheyjrbearys.org	Hershey Jr. Bears Long Island Lady Islanders New Jersey Colonials York	<b>MAWHA 8U Teams</b> hersheyjrbearys.org njcolonials.com

# CORY SCHNEIDER | G

**LAST SEASON:** Appeared in career-high 45 games during first season with New Jersey/fourth NHL campaign, including 43 starts and two relief efforts...Finished third in NHL with 1.97 goals-against average; GAA was third-best single-season mark in franchise history...Allowed two-goals-or-less in final eight appearances Mar. 23-Apr. 11 (3-1-3, .952 save % & 1.16 GAA)...Saw action in season-high ten straight games Jan. 21-Feb. 27 (5-2-2, .929 save % & 1.70 GAA); made season-high seven consecutive starts Jan. 28-Feb. 27 (3-2-2, .919 save % & 1.84 GAA)...Went 4-0-2 over seven appearances on two occasions: Mar. 20-Apr. 5 (.937 save % & 1.48 GAA) and Jan. 9-26 (.962 save % & 1.07 GAA)...Faced season-high 38 shots/made season-high 37 saves (+1/3 SO) Jan. 16 in 2-1 shootout loss at Colorado...Recorded third shutout of season/12th career Jan. 9 in 1-0 victory vs. Dallas (26 saves)...Won season-high three straight starts Nov. 21-30 (.956 save % & 0.97 GAA); posted 2nd ShO of season Nov. 30 in 1-0 overtime decision vs. Buffalo (15 saves)...Earned 1st ShO in a Devils' sweater Oct. 19 in 4-0 victory vs. NY Rangers (22 saves)...Replaced M. Brodeur twice: Mar. 31 vs. Florida (33:21, 13 SA/13 saves) and Jan. 26 vs. NY Rangers at Yankee Stadium (20:00, 1 GA/5 saves)...Stopped A. Hemsky's penalty shot attempt Apr. 10 at Ottawa, but allowed PS goal vs. D. Stepan Jan. 26; is now 6/7 in NHL career...Returned to lineup Nov. 3 with 4-0 loss at Minnesota (16 saves + ENG); missed 3 games Oct. 26-Nov. 2 with lower body injury...Was placed on Injured Reserve List Oct. 28, retroactive to Oct. 24...Appeared in his 100th career NHL game Oct. 8 in 3-2 OT loss at Vancouver (29 saves)...Finished with four penalty minutes; delay of game minor Dec. 6 vs. Detroit marked first penalty of NHL career...Made New Jersey debut Oct. 3 in 3-0 loss at Pittsburgh (18 saves); became team's first goaltender other than Brodeur to start an opener since C. Terrieri, Oct. 6, 1993...Signed new, multi-year contract July 9, 2014.

## CAREER

**2012-13:** Started/appeared in 30 games during third/final season with Vancouver; led club in games played for first time...Voted Canucks' Most Valuable Player in fan balloting, earning the team's "Cyclone" Taylor Trophy for first time in career...Tied for NHL lead (4 others) with five shutouts: Apr. 8 vs. Phoenix (19 saves), Apr. 4 vs. Edmonton (23 saves), Mar. 26 vs. Columbus (17 saves +3/3 SO), Mar. 23 at Los Angeles (20 saves) and Jan. 25 at Anaheim (30 saves)...Completed campaign fourth in league with .927 save percentage/ranked eighth with a 2.11 goals-against average...Started season-high 11 straight contests Mar. 19-Apr. 8; was 9-2-0, with 4 ShO, .954 save % and 1.29 GAA during stretch...Posted season-high six-game winning streak Mar. 19-28; numbers included 2 ShO, .964 save % and 0.99 GAA...Faced season-high 43 shots/made season-high 40 saves in 4-3 shootout loss Feb. 19 at Chicago...Finished 3-3 in SO; stopped 14 of 21 shots faced...Replaced by R. Luongo on two occasions: Mar. 30 at Edmonton (L, 2:05, 2 shots/0 saves) and season opener Jan. 19 vs. Anaheim (L, 26:37, 14 shots/9 saves)...Completed campaign first in Canucks' history with a 2.20 career GAA...**2011-12:** Established career highs with 33 games played (since surpassed), 20 wins and 3 ShO (since surpassed)...Finished second in NHL with .937 save % (B. Elliott, STL., .940) and third with a 1.96

# 35

**HEIGHT:** 6-2  
**WEIGHT:** 205 LBS.  
**CATCHES:** LEFT

**BORN:** 03/18/1986  
**MARBLEHEAD, MA**  
**SEASON:** 5TH NHL/2ND NJ

**DRAFTED:** VANCOUVER'S  
**1ST CHOICE, 26TH OVERALL,**  
**IN 2004 ENTRY DRAFT**

GAA...Appeared in season-high seven consecutive contests/made season-high seven straight starts Nov. 16-Dec. 1; stretch included 5-1-0 mark, .940 save %, 2 ShO and 1.88 GAA...Posted season-high 8-game undefeated streak Dec. 29-Feb. 28 (7-0-1, .934 save % & 2.07 GAA)/season-high 7-game win streak Dec. 29-Feb. 24 (.929 save % & 2.24 GAA)...Notched third ShO of season Mar. 28 vs. Colorado (43 saves)...Stopped M. Ribeiro's penalty shot attempt Mar. 22 at Dallas; also stopped D. Paille Jan. 7 at Boston (36 saves) and M. Mayorov Oct. 10 at Columbus (23 saves)...Matched career high with 48 shots/made career-high 47 saves Nov. 29 vs. Columbus...Recorded ShO in consecutive outings Nov. 23 at Colorado (24 saves) and Nov. 25 at Phoenix (22 saves)...Picked up lone career playoff win Apr. 18 in game four of Western Conference Quarterfinals at Los Angeles (43 saves)...**2010-11:** Along with teammate Luongo, was co-winner of the William M. Jennings Trophy (fewest team goals allowed) during first full NHL season...Established franchise mark for longest undefeated streak at the start of a season (K. McLean, 8-0-1, '91-'92); was 8-0-2, with a .925 save % and 2.31 GAA...Stats included first career NHL victory Oct. 17 vs. Carolina (32 saves)...Recorded season-high 6-game winning stretch Feb. 15-Mar. 27, with 1 ShO, .950 save % and 1.64 GAA...Stopped T. Hartikainen's PS attempt Apr. 2 vs. Edmonton; was also successful vs. J. Neal Dec. 31 at Dallas...Faced career-high 48 shots (since tied)/made season-high 44 saves (tie) Mar. 10 at San Jose; also made 44 saves Dec. 31...Notched first career ShO Mar. 6 at Anaheim (26 saves)...Established franchise mark with two assists Dec. 11 vs. Tampa Bay...Saw action in five post-season contests; did not have any decisions...Made first career NHL playoff start Apr. 24 in game 6 of WCQF at Chicago (42:31, 20 shots/17 saves); saw first action Apr. 19 in game 4 relief appearance (15:55, 7 shots/6 saves)...**2009-10:** Began season by appearing in 2 games with Vancouver, including one start and one relief effort...Assigned to Manitoba (AHL) Nov. 11 for last minor-league stint of pro career...Established pro career high with 35 victories for the Moose...Total included season-high 44 shots/season-high 42 saves (tie) Apr. 9 vs. Peoria; also stopped 42 shots Mar. 6 at Grand Rapids...Closed out AHL campaign with season-high 5-game undefeated streak Apr. 2-10 (4-0-1); recorded 4-game winning streak Oct. 23-Nov. 20...Appeared in six Calder Cup Playoff contests...**2008-09:** Saw action with both Manitoba (40 games) and Vancouver (8)...Made NHL debut Nov. 29 at Calgary (28 saves); recalled from AHL for first time Nov. 22 following injury to Luongo...Appeared in eight of 15 Canucks' games through Dec. 30; total included season-high 35 shots/season-high 31 saves Dec. 7 at Colorado...Awarded Aldege "Baz" Bastien Memorial Award as the AHL goaltender of the year; also named league's top netminder for November...Moose totals included team-record 13-game winning streak Oct. 17-Jan. 10; made season-high 44 saves on season-high 46 shots Mar. 29 vs.

## VS. NHL

ANA	MINS	GA	SO	GAA	W-L-O/T	MTL	MINS	GA	SO	GAA	W-L-O/T
ANA	403	17	2	2.53	4-2-0	MTL	65	3	0	2.77	0-0-1
ARI	304	5	2	0.99	3-1-1	NSH	81	6	0	4.44	0-0-1
BOS	60	3	0	3.00	1-0-0	NJ	60	1	0	1.00	1-0-0
BUF	308	9	1	1.75	1-2-2	NYI	125	2	0	0.96	1-0-1
CGY	425	14	0	1.98	4-3-0	NYR	139	2	1	0.86	1-1-0
CAR	238	8	0	2.02	3-1-0	OTT	127	2	0	0.94	1-0-1
CHI	332	19	0	3.43	2-2-1	PHI	39	1	0	1.54	0-1-0
COL	646	17	2	1.58	6-1-3	PIT	119	6	0	3.03	0-2-0
CBJ	586	20	1	2.05	7-2-1	SJ	447	27	0	3.62	3-4-1
DAL	598	21	1	2.11	7-3-0	STL	363	11	0	1.82	3-2-1
DET	255	13	0	3.06	1-3-0	TB	126	9	0	4.29	1-0-1
EDM	396	12	1	1.82	5-2-0	TOR	189	5	0	1.59	1-0-2
FLA	217	8	0	2.21	2-1-0	VAN	127	5	0	2.36	0-0-2
LA	241	4	1	1.00	3-1-0	WSH	179	3	0	1.01	2-1-0
MIN	742	28	0	2.26	7-5-0	WPG	119	4	0	2.02	1-1-0

YEAR	TEAM	LEAGUE	REGULAR SEASON										PLAYOFFS				
			GP	W	L	O/T	MIN	GA	SO	AVG	GP	W	L	MIN	GA	SO	AVG
2002-03	Andover H.S.	MA	23	13	7	2	1385	39	3	1.69	-	-	-	-	-	-	-
2003-04	Andover H.S.	MA	24	17	5	2	1336	32	6	1.42	-	-	-	-	-	-	-
	United States	USDP-18	10	9	1	0	559	15	1	1.61	-	-	-	-	-	-	-
	United States	NAHL	2	2	0	0	120	6	0	3.00	-	-	-	-	-	-	-
2004-05	Boston College	HE	18	13	4	1	1102	35	1	1.90	-	-	-	-	-	-	-
	United States	WJCA	1	0	1	0	23	3	0	7.94	-	-	-	-	-	-	-
2005-06	Boston College	HE	*39	*24	13	2	*2362	83	*8	2.11	-	-	-	-	-	-	-
	United States	WJCA	6	2	3	1	359	16	0	2.67	-	-	-	-	-	-	-
2006-07	Boston College	HE	*42	*29	12	1	*2517	90	6	2.15	-	-	-	-	-	-	-
	United States	WCA-A	36	21	12	2	2054	78	3	2.28	6	1	4	375	12	0	1.92
2007-08	Manitoba	AHL	40	28	10	1	2324	79	5	*2.04	*22	14	7	1315	47	0	2.15
2008-09	Manitoba	AHL	8	2	4	1	355	20	0	3.38	-	-	-	-	-	-	-
2009-10	Vancouver	NHL	60	35	23	2	*3557	149	4	2.51	6	2	4	366	19	0	3.12
	Vancouver	NHL	2	0	1	0	79	5	0	3.80	-	-	-	-	-	-	-
2010-11	Vancouver	NHL	25	16	4	2	1372	51	1	2.23	5	0	0	163	7	0	2.58
2011-12	Vancouver	NHL	33	20	8	1	1833	60	3	1.96	3	1	2	183	4	0	1.31
2012-13	Vancouver	NHL	8	4	4	0	485	26	0	3.22	-	-	-	-	-	-	-
	Vancouver	NHL	30	17	9	4	1733	61	*5	2.11	2	0	2	117	9	0	4.62
2013-14	DEVILS	NHL	45	16	15	*12	2680	88	3	1.97	-	-	-	-	-	-	-
	DEVILS TOTALS		45	16	15	12	2680	88	3	1.97	-	-	-	-	-	-	-
	NHL TOTALS		143	71	41	20	8052	285	12	2.12	10	1	4	463	20	0	2.59

Co-winner Hockey East All-Rookie Team (2005) • Hockey East All-Tournament Team (2005 to 2007) • Hockey East All-Academic Team (2005 to 2007) • Hockey East Second All-Star Team (2006) • NCAA First Team All-American Team (2006) • NCAA East First All-American Team (2006) • AHL First All-Star Team (2009) • Co-winner Harry "Hop" Holmes Memorial Award (AHL fewest goals against)(2009) • Won Aldege "Baz" Bastien Memorial Award (AHL Outstanding Goaltender)(2009) • Played in AHL All-Star Game (2009) • Co-winner William M. Jennings Trophy (2011)

\*Led League

Traded to DEVILS by Vancouver for DEVILS' first-round choice (Bo Horvat) in 2013 Entry Draft, June 30, 2013.



Hamilton...Led Manitoba to Calder Cup Finals after defeating Houston for Western Conference Championship...Named starting goaltender for *PlanetUSA* at the AHL *All-Star Classic* and top goaltender during the skills competition...**2007-08:** Made pro hockey debut by appearing in 36 games with Manitoba...Posted season-high 10-game undefeated streak (9-0-1) Feb. 17-Mar. 28; began stretch with nine straight wins through Mar. 19...Faced season-high 39 shots/made season-high 34 saves Nov. 24 at Lake Erie...Named AHL *Rookie of the Month* for March...**OTHER:** Played collegiately at Boston College from 2004 through 2007; teammates included S. Gionta and P. Harrold...Completed three-season career as school's all-time leader with 15 ShO; started all 81 games during final two years...In 2006-07, made second straight NCAA Championship Game start, while helping school capture its second Hockey East Championship in three seasons...In 2005-06, was named to the AHCA First All-American Team and co-winner (Chris Collins) of the Norman F. Dailey Memorial Award as the team's MVP...Notched a B.C. record 8 ShO; became first netminder in NCAA history to record consecutive ShO in regional play Mar. 24 vs. Miami of Ohio (33 saves) and Mar. 25 vs. Boston U. (28 saves)...Did not allow a goal for 242:19 consecutive minutes, January 2006...During first season as an Eagle, helped school capture the Lamoriello Trophy; made 26 saves in Hockey East Championship win over Boston U...Also made 39 saves in a double-overtime victory in conference semifinals vs. Maine...Made 18 appearances in rookie season at B.C.; at 13-14, led nation with a .833 winning percentage...Stopped 23 of 25 shots in his college debut against U. Mass-Lowell and was named Hockey East *Defensive Player of the Week*, Oct. 19, 2004...Represented Team USA at the 2005 and 2006 World Junior Championships...Attended Andover High School (MA).

**HIGHLIGHTS**

1st NHL GP/Start: 11/29/08, Van. 1 @ Cgy. 3 (28 saves) • 1st NHL Win: 12/5/08, Van. 2 @ Min. 1 (16 saves) • 1st NHL ShO: 3/6/11, Van. 3 @ Ana. 0 (26 saves) • 1st NHL Assist: 10/19/10, Van. 2 @ Min. 6 • 100th NHL GP: 10/8/13, NJ 2 @ Van. 3 (OT) (29 saves) • Most Shots Against in Game: 48; 11/29/11, CBJ 1 @ Van. 4; 3/10/11 Van. 5 @ SJ 4 (SO) • Most Saves in Game: 47; 11/29/11, CBJ 1 @ Van. 4 • Longest Unbeaten Streak: 10; 10/17/10-1/7/11 (8-0-2, 2.31 GAA, .925 save %) • Longest Winning Streak: 7; 12/29/11-2/24/12 (2.24 GAA, .929 save %) • Longest ShO Streak: 154:32; 11/20 (18:46), 11/23 (59:55), 11/25 (59:48), 11/26/11 (16:03) • GP Streak: 11; 3/19-4/8/13 • Start Streak: 11; 3/19-4/8/13 • Penalties: 2 min. • Multiple-Pt. Games: 1 2pt. game • Shootouts: 26-64 (40.6%).

**PERSONAL**

Married Jill Connors during the summer of 2013...Wears no. 35 for his favorite goaltender, Mike Richter...Completed a degree in Finance from Boston College...Is one of five NHL players on the league's Competition Committee, tasked with making rules' recommendations to the NHL's Board of Governors and the Executive Board of the NHLPA...Grew up a fan of the Boston Red Sox and attended games often while going to B.C...Spends his summers in his hometown of Marblehead, MA...Along with his wife, supports *The One Fund Boston* in honor of their friend, Krystle Campbell, and everyone affected by the tragic events at the Boston Marathon on Apr. 15, 2013...Supported the *Hope Rises Relief Fund*, set up to help pay for the victims' medical costs and to support victims' families of the Aurora, CO shootings...Participated in a charity hockey game between pro players and the University of British Columbia men's ice hockey team, Oct. 2012...Donated his time by signing autographs to help raise money for the Langley (B.C.) Animal Protection Society.

**SHUTOUTS**

NO.	DATE	SCORE	NO.	DATE	SCORE
1.	3/06/11	VANCOUVER 3 at Anaheim 0	7.	3/26/13	Columbus 0 at VANCOUVER 1 (SO)
2.	11/23/11	VANCOUVER 3 at Colorado 0	8.	4/04/13	Edmonton 0 at VANCOUVER 4
3.	11/25/11	VANCOUVER 5 at Phoenix 0	9.	4/08/13	Phoenix 0 at VANCOUVER 2
4.	3/28/12	Colorado 0 at VANCOUVER 1	10.	10/19/13	NY Rangers 0 at DEVILS 4
5.	1/25/13	VANCOUVER 5 at Anaheim 0	11.	11/30/13	Buffalo 0 at DEVILS 1 (OT)
6.	3/23/13	VANCOUVER 1 at Los Angeles 0	12.	1/09/14	Dallas 0 at DEVILS 1

**PENALTY SHOTS**

DATE	OPPOSITION	RESULT	SCORE
12/31/10	vs. James Neal, Dal. (PP)	SAVE	Van. 4 @ Dal. 1
4/02/11	vs. Teemu Hartikainen, Edm.	SAVE	Edm. 4 @ Van. 1
10/10/11	vs. Maksim Mayorov, CBJ	SAVE	Van. 3 @ CBJ 2
1/07/12	vs. Daniel Paille, Bos. (SH)	SAVE	Van. 4 @ Bos. 3
3/22/12	vs. Mike Ribeiro, Dal.	SAVE	Van. 2 @ Dal. 1
1/26/14	vs. Derek Stepan, NYR (PP)	Score	NYR 7 @ NJ 3*
4/10/14	vs. Ales Hensky, Ott.	SAVE	NJ 1 @ Ott. 2 (SO)

\*At Yankee Stadium, Bronx, NY.

CONNECT WITH US







(tie, since surpassed) 2g Oct. 17 at Pittsburgh...Posted 4-game point-scoring streak Jan. 16-22 (3g-3a-6pts)...Appeared in his 100th career game Nov. 17 at Philadelphia...Recorded six of his 14g vs. Atlantic Division opposition...Added 1a in five post-season games...**2006-07:** Completed first season as a pro/in NHL...Finished seventh on Devils with 17g-25a-42pts overall while appearing in 80 of 82 games...Matched team's rookie record (K. Todd, Feb. 8-21, '92 & S. Gomez, Nov. 12-Dec. 1, '99) with season/career-high 8-game point-scoring streak Mar. 15-30 (3g-6a-9pts)...Posted seven multiple-point games, including career-high 3a Nov. 17 vs. Ottawa (since tied)...Six 2pt games included first career 2g match Feb. 1 at Philadelphia...Recorded GDG Mar. 24 at Florida; finished 1-4 in SO overall...Missed two contests Oct. 21-24 with bruised thigh...Posted his first career NHL goal/Devils' lone tally Oct. 7 at Dallas...Made his NHL debut in season opener Oct. 6 at Carolina; game marked just the 13th time in team history that two rookies (J. Oduya) made their NHL debuts in the same game...Joined D. Hale, P. Martin (Oct. 8, 2003); J. Boumedienne, S. Clemmensen, A. Salomonsson (Oct. 6, '01); M. Danton, S. Gron (Feb. 23, '01); M. Brodeur, J. Dowd (Mar. 26, '92); J. Miller, J. Skalde (Oct. 7, '90); N. Brady, V. Fetisov, S. Starikov (Oct. 5, '89); K. Friesen, C. Terrier (Oct. 18, '86); A. Chevrier, C. Wolanin (Oct. 10, '85); U. Hiemer, K. Muller, M. Wilson (Oct. 12, '84); A. Hepple, R. Trotter (Oct. 7, '83); K. Daneyko, J. MacLean (Oct. 5, '83); and L. Floyd, M. Moher (Feb. 27, '83)...Appeared in all 11 of the team's post-season contests...Assisted on J. Langenbrunner's OT goal in game 2 of ECSE vs. Ottawa...Tallied first career post-season goal in game 1...Recorded 3a/pts in ECQF vs. Tampa Bay overall, including 2a in game 4 and first career playoff point with assist in game 3...One of three Devils' rookies (A. Greene & Oduya) to make NHL post-season debut in game 1...**OTHER:** Saw action in 2 games with Albany (AHL) in 2005-06 upon completion of collegiate career...Played two seasons at North Dakota (WCHA); school advanced to NCAA Championship Game his freshman season, as well as Frozen Four tourney as a sophomore...Named to NCAA Championship All-Tournament Team, NCAA East All-Tournament Team and WCHA All-Rookie Team in 2005...Drafted by New Jersey after two seasons with Salmon Arm (BCHL)...Signed first pro contract April 13, 2006.

## HIGHLIGHTS

1st NHL GP: 10/6/06, NJ 4 @ Car. 0 • 1st NHL Goal: 10/7/06, NJ 1 @ Dal. 3 vs. M. Turco • 1st NHL Assist: 10/26/06, Fla. 0 @ NJ 2 • 500th NHL GP: 12/7/13, NJ 5 @ NYR 4 (OT) • 100th NHL Goal: 11/10/13, Nsh. 0 @ NJ 5 vs. C. Hutton • 200th NHL Assist: 3/8/14, Car. 4 @ NJ 5 • 300th NHL Point: 1/26/14, NYR 7 @ NJ 3 (g vs. H. Lundqvist) • Most Goals in Game: 3; 3/31/14, Fla. 3 @ NJ 6 • Most Assists in Game: 3; 7 times, last time 4/10/10, NYI 1 @ NJ 7 • Most Pts. in Game: 4; 3/31/14, Fla. 3 @ NJ 6 (3g-1a); 1/29/10, Tor. 4 @ NJ 5 (OT) (1g-3a) • Most PIM in Game: 7; 3/22/08, NJ 1 @ Pit. 7 (min., maj.) • Most Shots in Game: 8; 10/30/10, NJ 1 @ LA 3; 12/2/09, Van. 5 @ NJ 2 • GP Streak: 401; 10/26/06-4/8/07 (73), 10/4/07-4/6/08 (82), 10/10/08-4/11/09 (82), 10/3/09-4/11/10 (82), 10/8/10-4/10/11 (82) • Goal-Scoring Streak: 3; 4 times, last time 1/5-9/10 (3g) • Assist-Scoring Streak: 4; 2/12-3/5/10 (5a); 1/27-2/3/09 (7a); 3/22-28/07 (5a) • Point-Scoring Streak: 8; 3/15-30/07 (3g-6a-9pts) • Penalties: 79 min., 4 maj. • Multiple-Pt. Games: 52 2-pt. games, 12 3-pt. games, 2 4-pt. games • Shootouts: 6-24 (25.0%).

## PERSONAL

Married Nicole Hekle, Aug. 15, 2009; couple has two children, Zenon Nathan, born Jan. 2012; and Veronika May, born Jan. 2014...Spends off-seasons in his hometown of Winnipeg, Man...Listens to country music and says that Doc Walker is his favorite band...First job was pumping gas at a local station...Has taken part in the *Summer SuperStar* Showdown golf tournament and hockey game with other NHLers in Winnipeg to benefit the *Believe in the Goal* Foundation, which raises money for cancer patient care, including a former teammate who was battling cancer...Participates in numerous charity golf tournaments back home, including the *Winnipeg Free Press' Jonathan Toews and Friends* Celebrity Pro-Am...Lists his favorite movie as *Pool Hall Junkies* and his favorite TV show as *Friends*...Enjoys golf, movies and relaxing on his days off...Has three brothers, Darcy and Kelly who played for Albany (AHL) last season, and Nolan, who played for the U. of Denver (WCHA) last season...Father, Tom, also played college hockey at U. of Denver; former Devils' scout/assistant coach Marshall Johnston was assistant coach at that time.

## HAT TRICKS

NO.	DATE	SCORE	GOALTENDER(S)
1.	3/31/14	Florida 3 at DEVILS 6	Dan Ellis

# 2014-15 PROMO NIGHTS

Oct. 18 vs. San Jose	Prudential Opening Night Magnetic Calander Giveaway
Oct. 24 vs. Dallas	Chico Resch Night
Nov. 4 vs. St. Louis	Hockey Fights Cancer
Nov. 11 vs. Minnesota	Military Appreciation Night
Nov. 28 vs. Detroit	Team Calendar Giveaway
Feb. 21 vs. Carolina	Kids Game
Feb. 17 vs. Pittsburgh	Retro Night
Apr. 7 vs. NY Rangers	Fan Appreciation Night



# MAREK ZIDLICKY | D

**LAST SEASON:** Eighty-one games played was second-highest total of NHL career (82)/since 2003-04 rookie campaign...Finished first among Devils' defensemen/fifth on team with 12g-30a-42pts; 12 goals were second-most (tie, '08-09) of NHL career (14, '03-04)...Led squad with eight power play goals; was team's first rearguard since 2003-04 (S. Niedermayer, 9) to accomplish feat...Also led club with 60 penalty minutes (30 minors); is first defenseman since 2005-06 (C. White, 91) to lead New Jersey...Shot-total (128) was third-highest total of career and most since 2008-09 (147)...Totaled nine multiple-point games, including three two-goal efforts: Apr. 13 vs. Boston, Jan. 3 vs. Chicago and Dec. 21 at Washington...Posted 1g-1a-2pts twice: Mar. 1 at NY Islanders and Nov. 10 vs. Nashville...Recorded four two-assist efforts, most recently Mar. 8 vs. Carolina...Notched second career overtime goal Jan. 11 vs. Florida; scored at 4:57 of the extra session...Stats showed points in season-high four consecutive games Mar. 4-11 (1g-4a-5pts)...Posted points in three straight three times: Apr. 1-5 (3a), Jan. 3-7 (2g-2a-4pts) and Oct. 4-8 (4a)...Had points in back-to-back games five times, most recently Jan. 11-12 (1g-1a-2pts)...Missed game Dec. 7 at NY Rangers with upper body injury...Appeared in his 100th game in a Devils' sweater Dec. 6 vs. Detroit...Represented Czech Republic at Olympics for third time; had 2g-2a-4pts in 5 games in Sochi...Re-signed with New Jersey June 3, 2014.

## CAREER

Since 2003-04, ranks 12th with 699 games played, 15th with 78 goals, tied for ninth (B. Rafalski) with 289 assists, 11th with 367 points and tied for fourth (3 others) with 53 power play goals among all NHL defensemen...**2012-13:** One of six players in Devils' lineup - and one of just two defensemen (A. Greene) - to see action in all 48 games; appeared in every game for first time since 2003-04 rookie campaign (82, Nashville)...Total included 600th career NHL game Mar. 19 vs. NY Rangers...Finished fifth on club/first among defensemen with 4g (tie, Greene)/15a/19pts; assist-total was third on team...Totals included 1g-10a-11pts with the man advantage; scored all 4g on the road...Had points in back-to-back games four times, most recently Mar. 25-29 (1g-1a-2pts)...Notched three multiple-point games, including 2g Mar. 4 at Toronto...Played in 25 games with Kladno (Czech Rep.) prior to NHL season; finished first among the team's rearguards with 3g-22a-25pts...Represented his native country at 2013 World Championships in Stockholm, Swe. and Helsinki, Fin...**2011-12:** Games-played (63) were his most since 2009-10 (78); total included 41 games with Minnesota (14a) and 22 with New Jersey (2g-6a-8pts)...Stats showed two season-high three-game point-scoring streaks: Mar. 8-11 (1g-4a-5pts) and Nov. 8-12 (3a)...Recorded three multiple-point games, including season-high 3a Dec. 29 vs. Edmonton...Recorded 2a/first points as a Devil to reach 300-point mark in NHL career Mar. 8 vs. NY Islanders...Notched first goal with squad/game-winning tally Mar. 10 at NY Islanders after making New Jersey debut Feb. 26 vs. Tampa Bay...Appeared in all 24 games for first post-season action since 2008...Finished second on club among defensemen

# 2

**HEIGHT:** 5-11  
**WEIGHT:** 190 LBS.  
**SHOOTS:** RIGHT

**BORN:** 02/03/1977  
**MOST:** CZECH REP.  
**SEASON:** 11TH NHL/4TH NJ

**DRAFTED:** NY RANGERS' 6TH CHOICE, 176TH OVERALL, IN 2001 ENTRY DRAFT

with 1g-8a-9pts; totals included back-to-back 2pt efforts in games three-four of Eastern Conference Semifinals vs. Philadelphia...**2010-11:** Games-played total (46) was fewest of NHL career; totaled 7g-17a-24pts...Recorded three multiple-point games, including two season-high 1g-2a efforts in first 15 appearances: Nov. 26 vs. Nashville and Oct. 19 vs. Vancouver...Posted points in back-to-back games four times, most recently Dec. 20-23 (2a)...Notched PPG in his 500th career NHL contest Mar. 6 vs. Buffalo...Missed 36 games due to injury, including 21 straight Dec. 31-Feb. 16 with shoulder injury; also missed 13 games due to lower body injury...Represented Bronze Medal-winning Czech Republic at World Championships in Bratislava/Kosice, Skv. for fourth time; finished first among the country's defensemen with 1g-4a-5pts...**2009-10:** Games played (78), assists (37) and points (43) were his most in three seasons with Minnesota...Four of his 6g were scored with the man advantage, while three were GW tallies...Finished tied for 13th among NHL defensemen (3 others) in assists; total stands as most-ever among franchise defensemen...Totaled nine 2pt games, most recently 1g-1a Feb. 14 vs. Vancouver; recorded points in three straight three times, most recently Mar. 25-29 (1g-2a-3pts)...Reached 200-assist mark in NHL career Feb. 10 vs. Phoenix; notched 1g-1a-2pts in his 400th career contest Nov. 10 at Toronto...Missed final 3 games of campaign with arm injury...Led all Czech Republic players with 5a/pts at Olympic Winter Games in Vancouver...**2008-09:** Skated in 76 games during first season with Wild; 12g were his most in three seasons with club...Matched career high with 10 PPG; 25 PPP also established team mark and were second-highest total of career (29, Nshl., '05-06)...Recorded eight multiple-point games; became first defenseman in team history to record more than one 3pt effort in a season...Totals included 3a Mar. 25 at NY Islanders, 2g-1a Jan. 19 at Chicago and 2g-1a Nov. 13 vs. Phoenix...Recorded assists/points in season-high four straight contests Nov. 28-Dec. 3 (1g-4a-5pts)...Reached 200pt mark in NHL career with assist Jan. 27 vs. Toronto...Led team with three game-deciding goals; was 3-5 (60.0%) in shootouts overall...Recorded career-high 147 shots on goal...Made season debut Oct. 23 vs. Buffalo after missing 4 games with lower body injury...Represented Czech Republic at World Championships in

## VS. NHL

ANA	GP	G	A	PTS	PIM	DET	GP	G	A	PTS	PIM	OTT	GP	G	A	PTS	PIM
ARI	33	3	13	16	39	EDM	44	2	19	21	50	PHI	15	1	3	4	8
BOS	27	5	11	16	12	FLA	36	1	17	18	34	PIT	18	1	8	9	18
BUF	14	4	3	7	0	LA	11	1	2	3	12	SJ	18	1	4	5	21
CGY	12	1	6	7	10	LA	30	2	14	16	30	STL	30	3	16	19	16
CAR	36	1	11	12	16	MIN	16	2	5	7	14	STL	40	3	20	23	43
CHI	14	0	7	7	16	MTL	11	0	4	4	4	TB	14	1	6	7	10
COL	41	8	12	20	36	NSH	13	3	6	9	12	TOR	13	3	5	8	16
CBJ	33	4	17	21	24	NJ	5	0	3	3	6	VAN	38	6	15	21	38
DAL	46	7	29	36	51	NYI	23	4	9	13	12	WSH	14	6	6	12	14
	27	4	8	12	18	NYR	19	1	7	8	18	WPG	8	0	3	3	6

YEAR	TEAM	LEAGUE	REGULAR SEASON													PLAYOFFS				
			GP	G	A	PTS	+/-	PIM	PP	SH	GW	GT	S	GP	G	A	PTS	PIM		
1993-94	HC Kladno	Czech U18	-	-	-	-	-	-	-	-	-	-	-	-	-	-	-	-	-	
1994-95	HC Kladno	Czech Rep.	30	2	2	4	-	38	-	-	-	-	-	11	-	1	2	10		
	Czech Republic	WJC-A	7	0	2	2	-	31	-	-	-	-	-	-	-	-	-	-		
1995-96	HC Poldi Kladno	Czech Rep.	47	4	5	9	-	74	-	-	-	-	-	7	1	1	2	8		
1996-97	HC Poldi Kladno	Czech Rep.	39	5	16	21	-	60	-	-	-	-	-	2	0	0	0	0		
	Czech Republic	WJC-A	7	0	5	5	-	121	-	-	-	-	-	-	-	-	-	-		
1997-98	HC Vel. Kladno	Czech Rep.	50	2	13	15	-	121	-	-	-	-	-	-	-	-	-	-		
1998-99	HC Vel. Kladno	Czech Rep.	50	10	12	22	-	94	-	-	-	-	-	-	-	-	-	-		
1999-00	HIFK Helsinki	Fin.	47	4	16	20	-	66	-	-	-	-	-	9	3	2	5	24		
2000-01	HIFK Helsinki	Fin.	51	12	25	37	-	146	-	-	-	-	-	5	0	1	1	6		
2001-02	HIFK Helsinki	Fin.	56	11	29	40	-	107	-	-	-	-	-	-	-	-	-	-		
2002-03	HIFK Helsinki	Fin.	54	10	37	47	-	79	-	-	-	-	-	4	0	0	0	4		
2003-04	Nashville	NHL	82	14	39	53	-16	-82	9	0	4	0	143	1	0	0	0	0		
2004-05	Czech Republic	W Cup	5	3	1	4	-	2	-	-	-	-	-	-	-	-	-	-		
	HIFK Helsinki	Fin.	49	11	20	31	-	91	-	-	-	-	-	5	0	3	3	14		
	Czech Republic	WC-A	9	1	3	4	-	18	-	-	-	-	-	-	-	-	-	-		
2005-06	Nashville	NHL	67	12	37	49	8	82	10	0	1	-	113	2	0	1	1	2		
	Czech Republic	Olym.	7	4	1	5	-	16	-	-	-	-	-	-	-	-	-	-		
2006-07	Nashville	NHL	79	4	26	30	8	72	2	0	1	-	114	5	0	2	2	4		
	Czech Republic	WC-A	7	1	5	6	-	6	-	-	-	-	-	-	-	-	-	-		
2007-08	Nashville	NHL	79	5	38	43	5	63	4	0	0	-	122	6	0	3	3	8		
	Czech Republic	WC-A	7	1	4	5	-	6	-	-	-	-	-	-	-	-	-	-		
2008-09	Minnesota	NHL	76	12	30	42	12	76	10	0	3	-	147	-	-	-	-	-		
	Czech Republic	WC-A	7	0	1	1	-	6	-	-	-	-	-	-	-	-	-	-		
2009-10	Minnesota	NHL	78	6	37	43	16	-67	4	0	3	-	116	-	-	-	-	-		
	Czech Republic	Olym.	5	5	5	5	-	7	-	-	-	-	-	-	-	-	-	-		
2010-11	Minnesota	NHL	46	7	17	24	6	-30	3	0	0	-	53	-	-	-	-	-		
	Czech Republic	WC-A	9	1	4	5	-	6	-	-	-	-	-	-	-	-	-	-		
2011-12	Minnesota	NHL	41	0	14	14	6	-24	0	0	0	-	50	-	-	-	-	-		
	DEVILS	NHL	22	2	6	8	0	10	2	0	1	-	20	24	1	8	9	22		
2012-13	HC Kladno	Czech Rep.	25	3	22	25	-	28	-	-	-	-	-	-	-	-	-	-		
	DEVILS	NHL	48	4	15	19	-12	-38	1	0	0	-	101	-	-	-	-	-		
	Czech Republic	WC-A	2	0	0	0	-	0	-	-	-	-	-	-	-	-	-	-		
2013-14	DEVILS	NHL	81	12	30	42	3	60	8	0	2	-	128	-	-	-	-	-		
	Czech Republic	Olym.	5	2	2	4	-	8	-	-	-	-	-	-	-	-	-	-		
<b>DEVILS TOTALS</b>			<b>151</b>	<b>18</b>	<b>51</b>	<b>69</b>	<b>15</b>	<b>-108</b>	<b>11</b>	<b>0</b>	<b>3</b>	<b>-</b>	<b>249</b>	<b>24</b>	<b>1</b>	<b>8</b>	<b>9</b>	<b>22</b>		
<b>NHL TOTALS</b>			<b>699</b>	<b>78</b>	<b>289</b>	<b>367</b>	<b>60</b>	<b>-604</b>	<b>53</b>	<b>0</b>	<b>15</b>	<b>0</b>	<b>1107</b>	<b>38</b>	<b>1</b>	<b>14</b>	<b>15</b>	<b>36</b>		

WC-A All-Star Team (2005, 2011)

Traded to Nashville by NY Rangers with Rem Murray and Tomas Koucek for Mike Dunham, December 12, 2002. Traded to Minnesota by Nashville for Ryan Jones and Minnesota's second-round choice (Charles-Olivier Roussel) in 2009 Entry Draft, July 1, 2008. Traded to DEVILS by Minnesota for Kurtis Foster, Nick Palmieri, Stephane Veilleux, Washington's second-round choice (Raphael Bussieres) in 2012 Entry Draft and Devils' third-round choice (later traded to NY Islanders-Eamon McAdam) in 2013 Entry Draft, February 24, 2012.



Berne/Zurich-Kloten, Swi...**2007-08:** Finished first among Nashville defensemen with 38a/43pts; paced the club with 21 PPA/25 PPP...Totals showed five multiple-point outings, including two 3a efforts: Feb. 27 at Buffalo and Dec. 27 vs. Columbus...Recorded season-high 4-game assist/point-scoring stretch Feb. 10-16 (5a)...Appeared in his 300th NHL contest Mar. 18 vs. Washington...Tied for team lead with 3a in WCQF vs. Detroit; tallied 2a in game 3 victory...Represented Czech Republic at World Championships in Quebec City, Que. and Halifax, N.S...**2006-07:** Ranked second among Nashville defensemen with 26a...Matched career high with plus-eight mark set one season earlier...Posted five multiple-point games, including three 3pt efforts: 3a Jan. 9 vs. Anaheim, 1g-2a Nov. 25 vs. Detroit and 3a Oct. 26 vs. San Jose...Recorded season-high 3-game assist/point-scoring stretch Nov. 16-20 (3a)...Skated in his 200th career NHL game Feb. 1 at Phoenix...Tallied 2a in game 2 of WCQF vs. San Jose...Led Czech Republic in scoring and was named one of his country's three best players at World Championships in Moscow and Mytisch, Rus...**2005-06:** Finished second among Nashville defensemen/tied for 14th among NHL rearguards (3 others) with 49pts...First among Predators' d'men with 12g/career-high 10 PPG (since tied); second among the club's blueliners (K. Timonen, 38)/tied for 13th among league defensemen (M. Schneider, Det. & P. Mara, Phx.) with 29 PPP...Tied for third on squad (S. Sullivan) with 37a...Recorded career-high +8 mark (since tied); improved from previous season's -16 total...Matched career-high with 82 penalty minutes set during 2003-04 rookie campaign...Totals included 12 multiple-point games, including five 3pt efforts...Stats showed two 2g-1a matches, most recently Feb. 11 vs. Columbus...Missed final 11 regular-season games and three post-season contests with shoulder injury; also missed 3 games Jan. 28-Feb. 2 due to hand injury...Recorded first career NHL playoff point with assist in game 5 of WCQF vs. San Jose...Represented Bronze Medal-winning Czech Republic at 2006 Olympic Winter Games in Torino, Italy; finished first among the team's defensemen with 4g-1a-5pts, while 4g was tops among all tournament rearguards...**2004-05:** Represented Gold Medal-winning Czech Republic at World Championships in Vienna and Innsbruck, Aus. for first time; named to All-Tournament team...Finished tourney tied for first with +8 mark, while tying for team lead among defensemen (T. Kaberle & P. Kubina) with 1g-3a-4pts...Led HIFK Helsinki (Fin.) defensemen/ranked fourth in team scoring with 31pts...Also represented his native country at World Cup; finished first among the squad's blueliners with 4pts...**2003-04:** Appeared in all 82 games for only time in NHL career...Notched career highs across the board with 14g/39a/53pts...Among NHL d'men, finished tied for eighth in goals (4 others), fourth in assists and tied for fourth (B. McCabe) in points; was tied for third with 9 PPG (S. Niedermayer)...Began NHL career by registering points in six straight contests Oct. 9-23 (2g-5a-7pts)...Recorded nine multiple-point games, including franchise-record 5a/pts (5pts since tied) Feb. 18 vs. San Jose...Made NHL post-season debut in game 1 of WCQF at Detroit; suffered concussion and missed remainder of series...Due to his age, was not eligible for Calder Memorial Trophy as league's top rookie...**OTHER:** Spent four seasons, 1999-00 to 2000-03 with HIFK Helsinki in Finnish Elite League...In 2002-03, led defensemen and tied for fifth overall in league with 10g-37a-47pts; led club in assists, while tying for team lead in scoring...In 2001-02, tied for second among Finnish League d'men with 11g-29a-40pts...In 2000-01, led Finnish defensemen with 12g-25a-37pts; point-total was tied for second on team while assists were third...Played five seasons, 1994-95 through 1998-99, in the Czech Republic; finished first among the team's defensemen with 22pts his final season...Played in both the 1995 and 1997 World Junior Championships.

## HIGHLIGHTS

1st NHL GP: 10/9/03, Ana. 1 @ Nsh. 3 • 1st NHL Goal: 10/11/03, Dal. 3 @ Nsh. 1 vs. M. Turco • 1st NHL Assist: 10/16/03, STL. 1 @ Nsh. 4 • Most Goals in Game: 2; 9 times, last time 4/13/14, Bos. 2 @ NJ 3 • Most Assists in Game: 5; 2/18/04, SJ 3 @ Nsh. 7 • Most Pts. in Game: 5; 2/18/04, SJ 3 @ Nsh. 7 (5a) • Most PIM in Game: 7; 10/31/09, Min 2 @ Pit. 1 (min., maj.); 12/26/06, STL. 2 @ Nsh. 3 (SO) (min., maj.); 1/29/04 Nsh. 6 @ CBJ 4 (min., maj.) • Most Shots in Game: 7; 10/24/09, Car. 2 @ Min. 3 (OT); 10/21/06, Van. 4 @ Nsh. 3 (OT) • GP Streak: 121; 10/9/03-4/4/04 (82), 10/5/05-1/4/06 (39) • Goal-Scoring Streak: 2; 8 times, last time 11/7-10/09 (2g) • Assist-Scoring Streak: 6; 3/1-11/04 (6a) • Point-Scoring Streak: 6; 3/1-11/04 (1g-6a-7pts) • Penalties: 287 min., 6 maj. • Multiple-Pt. Games: 47 2-pt. games, 18 3-pt. games, 1 5-pt. game • Shootouts: 6-22 (27.3%).

## PERSONAL

Nicknamed "Z"...Resides in Prague, Czech Rep. during the off-season with wife, Karina, and nine-year-old son Adam...Hobbies include riding his motorcycle and fishing...Most memorable hockey moments are the 2012 Stanley Cup Finals and winning the Gold Medal at the 2005 World Championships in Austria...Listens to the music of Slipknot and Disturbed.

# NEW JERSEY DEVILS



## ALUMNI ASSOCIATION







Angeles...Notched assists in three straight games Nov. 24-28 (3a)...Recorded his first career penalty shot goal Dec. 11 vs. Boston's A. Roycroft on his second career attempt; added 2a, including his 100th point with Washington...Posted 2g, including second career SH tally November 4 at Tampa Bay and lone career game-tying goal Dec. 19 vs. Toronto...Missed 10 games with foot injury to open 2004 calendar year; also missed 18 games with muscle strain in chest...Appeared in his 200th game with Caps Mar. 13 at Atlanta...**2002-03:** Ranked second on the team with plus-15 mark (K. Klee, +22), his highest in five seasons with Washington...Appeared in his 100th game with team Nov. 19 vs. San Jose...Scored first goal of season Nov. 23 vs. Atlanta to open stretch of appearances with goals to four (4g)...Missed 14 of 15 games Nov. 27-Dec. 28 with hand injury...Also recorded 4-game point-scoring streak Mar. 14-22 (1g-6a-7pts)...Tallied his 200th career NHL point with assist Feb. 24 vs. Montreal...Matched career high with 3a Mar. 20 at Calgary (since tied)...Tallied 2g in game 3 of ECQF vs. Tampa Bay; unsuccessful on overtime PS attempt vs. N. Khabibulin...**2001-02:** Set career highs for assists/points in a game in 1g-3a-4pt effort Mar. 26 at Buffalo (since tied)...Tallied 2a Nov. 6 at Toronto for first multiple-point game with squad...**2000-01:** Traded mid-season for second time in two years/NHL career; acquired by Caps Mar. 13...Recorded first career hat trick Oct. 14 vs. Chicago...Appeared in 300th career NHL contest/posted 1g-1a-2pts Nov. 1 vs. Detroit...Unsuccessful on first career PS attempt Nov. 3 at Buffalo (D. Hasek)...Made Capitals' debut Mar. 15 at Carolina; scored his first Caps' goal with PP tally Apr. 5 vs. Florida...Missed 19 games with concussion suffered Dec. 21 vs. Nashville...**1999-00:** Ranked first on Montreal in assists (28), second in points (42) and third in shots (139)...Posted season-high 4-game point-scoring streak Dec. 4-11 (2g-3a-5pts)...Tallied consecutive multiple-point games Jan. 19 vs. NY Islanders (2a) and Jan. 22 vs. Pittsburgh (2g-1a)...**1998-99:** Scored first career SHG/added assist Dec. 29 at Calgary...Traded to Montreal from Philadelphia Mar. 10; recorded GWG in Habs' debut Mar. 11 at St. Louis...**1997-98:** Recorded 8g-25a-33pts overall; career-high five (since tied) of 8g were GWG...Finished second on the team (J. LeClair, +30)/sixth in the league with career-high +29 mark; improved from previous season's +3 mark...Posted first career 3pt game in 1g-2a, +4 effort Oct. 11 at Montreal...Notched consecutive 3pt games Nov. 3 at St. Louis (1g-2a) and Nov. 6 vs. Edmonton (1g-2a)...**1996-97:** Became youngest player in Flyers' franchise history with NHL debut Oct. 5 vs. Florida (18 yrs., 3 mo. & 19 days); scored first career goal vs. former Devil J. Vanbiesbrouck...Recorded 1g and first NHL assist for first career multiple-point game Nov. 30 at Ottawa...Appeared in all 19 playoff games; reached SCF in rookie campaign...Recorded career-high 5g-4a-9pts (since surpassed), including first playoff goal Apr. 21 at Pittsburgh...**OTHER:** Spilt 1995-96 season between Pembroke of the CJHL, recording 19g and 13a in 28 games and Caledon of the MJHL, scoring 3g and 7a in 7 games.

### HIGHLIGHTS

1st NHL GP: 10/5/96, Fla. 3 @ Phi. 1 • 1st NHL Goal: 10/5/96, Fla. 3 @ Phi. 1 vs. J. Vanbiesbrouck • 1st NHL Assist: 11/30/96, Phi. 4 @ Ott. 3 • 1,100th NHL GP: 11/2/13, Phi. 1 @ NJ 0 • Most Goals in Game: 4; 11/23/08, NJ 7 @ TB 3 • Most Assists in Game: 3; 4 times, last time 12/6/06, Ott. 2 @ Wsh. 6 • Most Pts. in Game: 4; 11/23/08, NJ 7 @ TB 3 (4g); 3/26/02, Wsh. 4 @ Buf. 3 (1g-3a) • Most PIM in Game: 15; 11/12/08, NYR 5 @ NJ 2 (maj., game misc.) • Most Shots in Game: 8; 11/23/08, NJ 7 @ TB 3; 10/14/00, Chi. 4 @ Mtl. 5 (OT) • GP Streak: 203; 3/2-4/8/07 (19), 10/4/07-4/6/08 (82), 10/10/08-4/11/09 (82), 10/3-11/19/09 (20) • Goal-Scoring Streak: 3; 4 times, last time 2/2-5/12 (3g) • Assist-Scoring Streak: 5; 11/5-15/11 (5a) • Point-Scoring Streak: 7; 3/6-18/06 (2g-7a-9pts) • Penalties: 332 min., 9 maj., 1 game misc., 1 match • Multiple-Pt. Games: 96 2-pt. games, 19 3-pt. games, 2 4-pt. games • Shootouts: 1-5 (20.0%).

### PERSONAL

Married; wife's name is Nathalie Sanschagrin...Was awarded the Order for Merits to Lithuania in a ceremony at the Presidential Palace in Vilnius, the country's capital, August 2013; honored for his work with the country's youth...Actively involved in supporting a junior hockey club, Druzha-78, in Ukraine, as well as youth hockey programs in Lithuania, and has hosted the youngsters at Prudential Center in years past...Has been the only Lithuanian player in the NHL since Darius Kasparaitis retired following the 2006-07 season...With the help of NHLPA's Goals and Dreams Foundation, brought hockey equipment to his home country, summer 2009...Enjoys photography, tennis and golf in his spare time...Credits his brother, Audrius, a former defenseman who represented Lithuania at one World Junior tourney and two World Championships for fostering his love of hockey...Favorite athlete of all time is Brett Favre...Lives *Braveheart* as his favorite movie...Is an avid fan of coffee and considers himself to be a Barista for his ability to prepare and serve espresso-based drinks...Enjoys listening to music in his spare time, and collects vinyl records...Shot a public service announcement for Autism Awareness in 2008; is involved with various autism-related charities...Wife, Nathalie, organized a team of Devils' wives and girlfriends who participated in Autism Speaks' Walk Now for Autism at Nomahegan Park in Cranford, NJ in October 2008.

### HAT TRICKS

NO.	DATE	SCORE	GOALTENDER(S)
1.	10/14/00	Chicago 4 at MONTREAL 5	Jocelyn Thibault
2.	11/23/08	DEVILS 7 at Tampa Bay 3 (4)(GW)	Kolzig (2), Ramo (2)

### PENALTY SHOTS

DATE	OPPOSITION	RESULT	SCORE
11/03/00	vs. Dominik Hasek, Buf. (SH)	Save	Mtl. 4 @ Buf. 5
12/11/03	vs. Andrew Raycroft, Bos.	SCORE	Bos. 5 @ Wsh. 6

# NEW JERSEY

## AREA ICE & ROLLER RINK PARTNER DIRECTORY

<b>AmeriHealth Pavilion</b> 25 Lafayette Street Newark, NJ 07102 973-757-6223	<b>Ice Vault Arena</b> Ten Nevins Drive Wayne, NJ 07470 973-628-1500	<b>ProSkate</b> 1000 Cornwall Road Monmouth Junction, NJ 08852 732-940-6400
<b>Clary Anderson Arena</b> 41 Chestnut Street Montclair, NJ 07042 973-744-6088	<b>Inline Skating Club of America*</b> 551 Main Avenue Wallington, NJ 07057 973-473-8900	<b>Tab Ramos Sports Center*</b> 17 Blair Road Aberdeen, NJ 07747 732-290-0003
<b>Aspen Ice at Flemington</b> 426 Case Boulevard Flemington, NJ 08822 908-237-1423	<b>Ironbound Arena</b> 226 Rome Street Newark, NJ 07108 973-733-3707	<b>Ridgewood Roller Hockey*</b> 259 North Maple Avenue Ridgewood, NJ 07450 201-708-5192
<b>Aspen Ice at Randolph</b> 16 Aspen Drive Randolph, NJ 07869 973-927-9122	<b>Jackson Roller Hockey*</b> 102 Jackson Drive Jackson, NJ 08527 732-833-7900	<b>Rock Ice Center</b> 125 North Avenue Dunellen, NJ 08812 732-752-8600
<b>Bridgewater Sports Arena</b> 1425 Frontier Road Bridgewater, NJ 08807 732-627-0006	<b>Jersey Shore Arena</b> 1215 Wyckoff Road Farmingdale, NJ 07727 732-919-7070	<b>Secaucus Ice Rink</b> 1203 Paterson Plank Road Secaucus, NJ 07094 201-330-0273
<b>Clark Roller Hockey Rink*</b> 590 Raritan Road Clark, NJ 07066 732-382-5325	<b>Rich Korpi Ice Rink</b> 28th Street & Avenue "A" Bayonne, NJ 07002 201-858-5566	<b>Skylands Ice World</b> 2765 State Highway 23 Stockholm, NJ 07460 973-697-1600
<b>Codey Arena at South Mountain</b> 560 Northfield Avenue West Orange, NJ 07052 973-731-3828	<b>Lacey Roller Hockey*</b> Manchester Avenue Forked River, NJ 08731 609-488-5646	<b>Sport-O-Rama</b> 20 College Road Monsey, NY 10952 845-356-3919
<b>Fritz Dietl Ice Rink</b> 639 Broadway Westwood, NJ 07675 201-664-9812	<b>Loucks Ice Center</b> 2500 Main Street Lawrenceville, NJ 08648 609-895-2156	<b>Staten Island Ice Skating Pavilion</b> 3080 Arthur Kill Road Staten Island, NY 10309 718-948-4800
<b>Englewood Field Club</b> 341 Engle Street Englewood, NJ 07631 201-568-0094	<b>McGraw Rink</b> 650 The Great Road Princeton, NJ 08542 609-924-6700	<b>Twin Oaks Ice Rink</b> 65 Columbia Road Morristown, NJ 07960 973-292-5699
<b>Green Brook Hockey Rink*</b> 132 Jefferson Avenue Green Brook, NJ 08812 732-968-6636	<b>Mennen Sports Arena</b> 161 East Hanover Avenue Morristown, NJ 07962 973-326-7651	<b>Union Sports Arena</b> 2441-A U.S. Highway 22 West Union, NJ 07083 908-687-8610
<b>Howell Ice World</b> 269 Squankum Road Farmingdale, NJ 07727 732-378-6600	<b>Mercer County Ice Skating Center</b> 1638 Old Trenton Road West Windsor Township, NJ 08550 609-371-1669	<b>Winding River Skating Center</b> 1211 Whitesville Road Toms River, NJ 08755 732-244-0720
<b>Howell Roller Rinks*</b> Lakewood Allenwood Road Howell, NJ 07731 732-886-8855	<b>Middletown Sports Complex</b> 214 Harmony Road Middletown, NJ 07748 732-856-9700	<b>Arenas at Woodbridge</b> 600 Main Street Woodbridge, NJ 07095 732-596-4103
<b>Ice House</b> 111 Midtown Bridge Approach Hackensack, NJ 07601 201-487-8444	<b>Old Bridge Arena</b> One Old Bridge Plaza Old Bridge, NJ 08857 732-607-7971	*Denotes roller skating rink.
<b>Ice Land Skating Center</b> 6 Tennis Court Hamilton, NJ 08619 609-588-6672	<b>ProtecHockey Ponds</b> 15 Worlds Fair Drive Somerset, NJ 08873 732-868-9181	



**BRANDON BADDOCK**

**LEFT WING**

Born, Vermilion, Alta., March 29, 1995; Shoots left. 6'4", 210 lbs.; New Jersey's 6th choice, 161st overall, in 2014 Entry Draft.

YEAR	TEAM	LEAGUE	REGULAR SEASON							PLAYOFFS					
			GP	G	A	PTS	PIM	PP	SH	S	GP	G	A	PTS	PIM
2008-09	Wainwright	AMBHL	27	16	11	27	18	-	-	-	-	-	-	-	-
2009-10	Lloydminster	AMBHL	33	11	10	21	42	-	-	-	-	-	-	-	
2010-11	Lloydminster	AMMHL	38	27	23	50	116	-	-	-	-	-	-	-	
2011-12	Lloydminster	AJHL	41	2	1	3	91	-	-	-	1	0	0	0	
	Edmonton	WHL	1	0	0	0	0	-	-	-	-	-	-	-	
2012-13	Edmonton	WHL	59	7	4	11	73	-	-	-	22	0	1	1	
2013-14	Edmonton	WHL	56	6	11	17	128	-	-	-	13	1	0	1	
	Lloydminster	AJHL	-	-	-	-	-	-	-	-	-	-	-	-	



**MYLES BELL**

**RIGHT WING**

Born, Calgary, Alta., August 19, 1993; Shoots right. 6'0", 220 lbs.; New Jersey's 4th choice (6th round), 160th overall, in 2013 Entry Draft.

YEAR	TEAM	LEAGUE	REGULAR SEASON							PLAYOFFS					
			GP	G	A	PTS	PIM	PP	SH	S	GP	G	A	PTS	PIM
2008-09	Calgary	AMHL	26	3	6	9	65	-	-	-	-	-	-	-	-
	Regina	WHL	8	0	1	1	0	-	-	-	-	-	-	-	
2009-10	Regina	WHL	61	4	14	18	36	-	-	-	-	-	-	-	
2010-11	Regina	WHL	66	14	31	45	86	-	-	-	-	-	-	-	
2011-12	Kelowna	WHL	54	15	26	41	55	-	-	-	4	1	1	2	
2012-13	Kelowna	WHL	69	38	55	93	68	-	-	-	11	5	4	9	
2013-14	Kelowna	WHL	69	42	35	77	51	-	-	-	4	3	1	4	

Played in CHL Top Prospects Game (2009) • WHL Second All-Star Team (2013)



**GRAHAM BLACK**


**CENTER**

Born, Regina, Sask., January 13, 1993; Shoots left. 6'0", 190 lbs.; New Jersey's 5th choice, 135th overall, in 2012 Entry Draft.

YEAR	TEAM	LEAGUE	REGULAR SEASON							PLAYOFFS					
			GP	G	A	PTS	PIM	PP	SH	S	GP	G	A	PTS	PIM
2009-10	Regina	SMHL	42	22	27	49	40	-	-	-	-	-	-	-	-
2010-11	Regina	SMHL	43	47	29	76	48	-	-	-	5	7	3	10	20
	Swift Current	WHL	6	1	1	2	0	-	-	-	-	-	-	-	
2011-12	Swift Current	WHL	71	17	33	50	49	-	-	-	-	-	-	-	
2012-13	Swift Current	WHL	68	24	26	50	33	-	-	-	5	1	3	4	
2013-14	Swift Current	WHL	69	34	63	97	43	-	-	-	6	2	2	4	
	Albany	AHL	2	0	0	0	0	-	-	-	-	-	-	-	

SMHL Most Valuable Player (2011) • SMHL Top Forward (2011) • SMHL First All-Star Team (2011)

\*Led League



**REID BOUCHER**

**LEFT WING**

Born, Lansing, MI, September 8, 1993; Shoots left. 5'10", 190 lbs.; New Jersey's 3rd choice (4th round), 99th overall, in 2011 Entry Draft.

YEAR	TEAM	LEAGUE	REGULAR SEASON							PLAYOFFS					
			GP	G	A	PTS	PIM	PP	SH	S	GP	G	A	PTS	PIM
2008-09	Lansing	Midget	64	79	41	120	119	-	-	-	-	-	-	-	-
2009-10	United States	USHL	24	10	4	14	22	-	-	-	-	-	-	-	
	United States	USDP-17	17	7	9	16	16	-	-	-	-	-	-	-	
	United States	USDP-18	1	0	0	0	0	-	-	-	-	-	-	-	
2010-11	United States	USHL	24	14	6	20	13	-	-	-	-	-	-	-	
	United States	USDP-18	35	12	8	20	120	-	-	-	-	-	-	-	
2011-12	Samia	OHL	67	28	22	50	19	-	-	-	6	2	1	3	
	Albany	AHL	1	0	0	0	0	-	-	-	-	-	-	-	
2012-13	Samia	OHL	68	62	33	95	53	-	-	-	4	2	3	5	
	Albany	AHL	11	3	2	5	6	-	-	-	-	-	-	-	
2013-14	Albany	AHL	56	22	16	38	10	-	-	-	4	1	0	1	
	DEVILS	NHL	23	2	5	7	4	0	0	27	-	-	-	-	

DEVILS TOTALS 23 2 5 7 4 0 0 27  
NHL TOTALS 23 2 5 7 4 0 0 27

OHL First All-Star Team (2013)

\*Led League



**ANTHONY BRODEUR**

**GOALTENDER**

Born, Paterson, NJ, June 8, 1995; Catches left. 5'11", 185 lbs.; New Jersey's 5th choice (7th round), 208th overall, in 2013 Entry Draft.

YEAR	TEAM	LEAGUE	REGULAR SEASON							PLAYOFFS							
			GP	W	L	O/T	MINS	GA	SO	AVG	GP	W	L	MINS	GA	SO	AVG
2009-10	Shat-St. Mary's	Midget	29	18	6	3	-	-	0	1.70	-	-	-	-	-	-	-
2010-11	Shat-St. Mary's	Midget	27	25	2	0	1389	59	3	2.18	-	-	-	-	-	-	-
2011-12	Shat-St. Mary's	MN	29	24	3	1	1634	63	4	2.31	-	-	-	-	-	-	-
2012-13	Shat-St. Mary's	MN	28	21	5	2	1548	64	5	2.48	-	-	-	-	-	-	-
2013-14	Gatineau	QMJHL	30	13	10	2	1468	71	2	2.90	-	-	-	-	-	-	-

**BRANDON BURLON**

**DEFENSEMAN**

Born, Nobleton, Ont., March 5, 1990; Shoots left. 6'0", 190 lbs.; New Jersey's 2nd choice, 52nd overall, in 2008 Entry Draft.

YEAR	TEAM	LEAGUE	REGULAR SEASON							PLAYOFFS					
			GP	G	A	PTS	PIM	PP	SH	S	GP	G	A	PTS	PIM
2005-06	Vaughan	GTMMHL	55	19	29	48	38	-	-	-	-	-	-	-	-
2006-07	St. Michael's	OPJHL	45	4	19	23	46	-	-	-	4	0	1	1	
2007-08	St. Michael's	OPJHL	32	7	17	24	41	-	-	-	10	2	4	6	
2008-09	Michigan	CCHA	33	5	10	15	14	-	-	-	-	-	-	-	
2009-10	Michigan	CCHA	45	3	11	14	24	-	-	-	-	-	-	-	
2010-11	Michigan	CCHA	38	5	13	18	28	-	-	-	-	-	-	-	
2011-12	Albany	AHL	57	1	8	9	21	-	-	-	-	-	-	-	
2012-13	Albany	AHL	53	1	16	17	25	-	-	-	-	-	-	-	
2013-14	Albany	AHL	54	5	6	11	39	-	-	-	-	-	-	-	

CCHA All-Rookie Team (2009) • CCHA All-Conference Team Honorable Mention (2011)

**CONNOR CHATHAM**

**RIGHT WING**

Born, Belleville, IL, October 30, 1995; Shoots right. 6'2", 225 lbs.; New Jersey's 3rd choice, 71st overall, in 2014 Entry Draft.

YEAR	TEAM	LEAGUE	REGULAR SEASON							PLAYOFFS					
			GP	G	A	PTS	PIM	PP	SH	S	GP	G	A	PTS	PIM
2010-11	St. Louis	Midget	12	2	0	2	2	-	-	-	-	-	-	-	-
2011-12	United States	USHL	36	3	9	12	35	-	-	-	2	0	0	0	
	United States	USDP-17	17	4	4	8	10	-	-	-	-	-	-	-	
2012-13	Omaha	USHL	63	18	47	35	71	-	-	-	-	-	-	-	
2013-14	Plymouth	OHL	54	13	18	31	51	-	-	-	5	3	0	3	

**MAXIME CLERMONT**

**GOALTENDER**

Born, Montreal, Que., December 31, 1991; Catches left. 6'1", 195 lbs.; New Jersey's 4th choice (6th round), 174th overall, in 2010 Entry Draft.

YEAR	TEAM	LEAGUE	REGULAR SEASON							PLAYOFFS							
			GP	W	L	O/T	MINS	GA	SO	AVG	GP	W	L	MINS	GA	SO	AVG
2006-07	Crabtree	QAAA	26	10	11	2	1436	74	1	3.09	3	0	2	95	10	0	6.31
2007-08	Gatineau	QM/JHL	29	13	4	2	1285	62	1	2.89	-	-	-	-	-	-	-
2008-09	Gatineau	QM/JHL	49	25	15	4	2665	143	1	3.22	11	4	6	635	38	0	3.59
2009-10	Gatineau	QM/JHL	59	24	31	0	3354	157	4	2.81	11	4	6	1325	49	1	2.22
2010-11	Gatineau	QM/JHL	48	28	10	5	2659	113	4	2.55	*21	11	10	*1325	49	1	2.22
2011-12	Albany	AHL	2	1	1	0	119	4	0	2.01	-	-	-	-	-	-	-
	Kalamazoo	ECHL	31	13	10	3	1684	96	0	3.42	1	0	0	35	3	0	5.08
2012-13	Elmira	ECHL	41	20	13	5	2333	126	0	3.24	3	1	2	180	13	0	4.33
	Albany	AHL	1	0	0	1	65	1	0	0.92	-	-	-	-	-	-	-
2013-14	Albany	AHL	2	0	1	0	90	3	0	2.00	-	-	-	-	-	-	-
	Elmira	ECHL	17	6	9	1	915	51	0	3.34	-	-	-	-	-	-	-
	Orlando	ECHL	10	5	3	1	537	30	1	3.35	3	1	2	177	6	1	2.03

Played in CHL Top Prospects Game (2010)

\*Led League

**BLAKE COLEMAN**

**CENTER**

Born, Plano, TX, November 28, 1991; Shoots left. 5'11", 200 lbs.; New Jersey's 2nd choice (3rd round), 75th overall, in 2011 Entry Draft.





**SCOTT GOMEZ**

Born, Anchorage, AK, December 23, 1979; Shoots left. 5'11", 200 lbs.; New Jersey's 2nd choice (1st round), 27th overall, in 1998 Entry Draft.

YEAR	TEAM	LEAGUE	REGULAR SEASON										PLAYOFFS		
			GP	G	A	PTS	PIM	PP	SH	S	GP	G	A	PTS	PIM
1999-00	DEVILS	NHL	82	19	51	70	78	7	0	204	23	4	6	10	4
2000-01	DEVILS	NHL	76	14	49	63	46	2	0	155	25	5	9	14	24
2001-02	DEVILS	NHL	76	10	38	48	36	1	0	156	-	-	-	-	-
2002-03	DEVILS	NHL	80	13	42	55	48	2	0	205	24	3	9	12	2
2003-04	DEVILS	NHL	80	14	56	70	70	3	0	189	5	0	6	6	0
2004-05	Alaska	ECHL	61	13	*73	*86	69	-	-	-	4	1	3	4	4
2005-06	DEVILS	NHL	82	33	51	84	42	9	0	244	9	5	4	9	6
2006-07	DEVILS	NHL	72	13	47	60	42	4	0	248	11	4	10	14	14
2007-08	NY Rangers	NHL	81	16	54	70	36	7	0	242	10	4	7	11	8
2008-09	NY Rangers	NHL	77	16	42	58	60	3	1	271	7	2	3	5	4
2009-10	Montreal	NHL	78	12	47	59	60	5	0	180	19	2	12	14	25
2010-11	Montreal	NHL	80	7	31	38	48	3	0	157	7	0	4	4	2
2011-12	Montreal	NHL	38	2	9	11	14	2	0	59	-	-	-	-	-
2012-13	Alaska	ECHL	11	6	7	13	12	-	-	-	-	-	-	-	-
2012-13	San Jose	NHL	39	2	13	15	22	0	0	58	9	0	2	2	6
2013-14	Florida	NHL	46	2	10	12	24	0	0	56	-	-	-	-	-
<b>DEVILS TOTALS</b>			<b>548</b>	<b>116</b>	<b>334</b>	<b>450</b>	<b>362</b>	<b>28</b>	<b>0</b>	<b>1401</b>	<b>97</b>	<b>21</b>	<b>44</b>	<b>65</b>	<b>50</b>
<b>NHL TOTALS</b>			<b>987</b>	<b>173</b>	<b>540</b>	<b>713</b>	<b>626</b>	<b>48</b>	<b>1</b>	<b>2424</b>	<b>149</b>	<b>29</b>	<b>72</b>	<b>101</b>	<b>95</b>

\*Led League

**SETH HELGESON**

Born, Faribault, MN, October 8, 1990; Shoots left. 6'4", 215 lbs.; New Jersey's 4th choice, 114th overall, in 2009 Entry Draft.

YEAR	TEAM	LEAGUE	REGULAR SEASON										PLAYOFFS		
			GP	G	A	PTS	PIM	PP	SH	S	GP	G	A	PTS	PIM
2006-07	Faribault H.S.	MN	27	19	17	36	0	-	-	-	-	-	-	-	-
2007-08	Sioux City	USHL	58	3	8	11	41	-	-	-	4	0	1	1	2
2008-09	Sioux City	USHL	58	4	12	16	64	-	-	-	-	-	-	-	-
2009-10	U. Minnesota	WCHA	31	1	0	1	24	-	-	-	-	-	-	-	-
2010-11	U. Minnesota	WCHA	36	1	6	7	66	-	-	-	-	-	-	-	-
2011-12	U. Minnesota	WCHA	43	5	9	14	70	-	-	-	-	-	-	-	-
2012-13	U. Minnesota	WCHA	40	0	5	5	62	-	-	-	-	-	-	-	-
2013-14	Albany	AHL	4	0	0	0	2	-	-	-	-	-	-	-	-
2013-14	Albany	AHL	75	1	9	10	100	-	-	-	4	0	0	0	2

Played in USHL All-Star Game (2009) • WCHA All-Academic Team (2012, 2013)

**RAMAN HRABARENKA**

Born, Mogilev, Belarus, August 24, 1992; Shoots right. 6'5", 235 lbs.

YEAR	TEAM	LEAGUE	REGULAR SEASON										PLAYOFFS		
			GP	G	A	PTS	PIM	PP	SH	S	GP	G	A	PTS	PIM
2009-10	Philadelphia	EJHL	32	4	5	9	59	-	-	-	-	-	-	-	-
2010-11	Cape Breton	QMJHL	50	2	7	9	68	-	-	-	4	0	0	0	8
2011-12	Cape Breton	QMJHL	30	1	5	6	26	-	-	-	-	-	-	-	-
	Belarus	WJC-1A	5	2	2	4	2	-	-	-	-	-	-	-	-
	Drummondville	QMJHL	27	3	11	14	29	-	-	-	4	2	1	3	6
	Belarus	WCA	7	0	1	1	0	-	-	-	-	-	-	-	-
2012-13	Albany	AHL	34	1	4	5	18	-	-	-	-	-	-	-	-
	Belarus	WCA	7	1	0	1	2	-	-	-	-	-	-	-	-
2013-14	Elmira	ECHL	5	0	2	2	4	-	-	-	-	-	-	-	-
	Albany	AHL	48	6	15	21	26	-	-	-	-	-	-	-	-
	Belarus	WCA	8	0	2	2	2	-	-	-	-	-	-	-	-

Signed as a free agent by Albany, October 10, 2012. Signed as a free agent by DEVILS, July 12, 2013.

**JOSHUA JACOBS**

Born, Shelby Township, MI, February 15, 1996; Shoots right. 6'2", 195 lbs.; New Jersey's 2nd choice, 41st overall, in 2014 Entry Draft.

YEAR	TEAM	LEAGUE	REGULAR SEASON										PLAYOFFS		
			GP	G	A	PTS	PIM	PP	SH	S	GP	G	A	PTS	PIM
2009-10	Belle Tire	MWEHL	29	8	14	22	20	-	-	-	-	-	-	-	-
2010-11	Belle Tire	MWEHL	31	9	19	28	24	-	-	-	-	-	-	-	-
2011-12	Honeybaked	Midget	24	3	14	17	20	-	-	-	-	-	-	-	-
2012-13	Indiana	USHL	48	2	13	15	52	-	-	-	-	-	-	-	-
2013-14	Indiana	USHL	56	5	18	23	46	-	-	-	12	3	2	5	2

Played in USHL All-Star Game (2014)



**JOEY DUDEK**

Born, Derry, NH, January 29, 1996; Shoots right. 5'11", 180 lbs.; New Jersey's 5th choice (6th round), 152nd overall, in 2014 Entry Draft.

YEAR	TEAM	LEAGUE	REGULAR SEASON										PLAYOFFS		
			GP	G	A	PTS	PIM	PP	SH	S	GP	G	A	PTS	PIM
2011-12	Pinkerton Acad.	NH	-	-	-	-	-	-	-	-	-	-	-	-	-
2012-13	Kimball Union Acad.	NH	29	17	25	42	-	-	-	-	-	-	-	-	-
2013-14	Kimball Union Acad.	NH	25	9	35	44	-	-	-	-	-	-	-	-	-



**JOE FAUST**

Born, Edina, MN, November 15, 1991; Shoots right. 6'0", 205 lbs.; New Jersey's 3rd choice (4th round), 114th overall, in 2010 Entry Draft.

YEAR	TEAM	LEAGUE	REGULAR SEASON										PLAYOFFS		
			GP	G	A	PTS	PIM	PP	SH	S	GP	G	A	PTS	PIM
2007-08	Bloomington-Jeff. H.S.	MN	28	4	14	18	10	-	-	-	-	-	-	-	-
2008-09	Bloomington-Jeff. H.S.	MN	28	19	21	40	12	-	-	-	-	-	-	-	-
2009-10	Southeast	UMHSEL	24	3	6	9	-	-	-	-	-	-	-	-	-
	Bloomington-Jeff. H.S.	MN	25	13	27	40	18	-	-	-	3	2	4	6	2
2010-11	Wisconsin	WCHA	20	1	1	2	8	-	-	-	-	-	-	-	-
2011-12	Wisconsin	WCHA	37	2	3	5	16	-	-	-	-	-	-	-	-
2012-13	Wisconsin	WCHA	42	1	0	1	14	-	-	-	-	-	-	-	-
2013-14	Wisconsin	Big 10	37	2	12	14	8	-	-	-	-	-	-	-	-
	Albany	AHL	-	-	-	-	-	-	-	-	-	-	-	-	-

WCHA All-Academic Team (2012, 2013) • Big 10 All-Academic Team (2014)



**RUSLAN FEDOTENKO**

Born, Kiev, Ukraine, January 18, 1979; Shoots left. 6'1", 200 lbs.

YEAR	TEAM	LEAGUE	REGULAR SEASON										PLAYOFFS		
			GP	G	A	PTS	PIM	PP	SH	S	GP	G	A	PTS	PIM
1999-00	Trenton	ECHL	8	5	3	8	9	-	-	-	-	-	-	-	-
	Philadelphia	AHL	67	16	34	50	42	-	-	-	2	0	0	0	0
2000-01	Philadelphia	NHL	74	16	20	36	72	3	0	119	6	0	1	1	4
	Philadelphia	AHL	8	1	0	8	-	-	-	-	-	-	-	-	-
2001-02	Philadelphia	NHL	78	17	9	26	43	0	1	121	5	1	0	1	2
2002-03	Tampa Bay	NHL	76	19	13	32	44	6	0	114	11	0	1	1	2
2003-04	Tampa Bay	NHL	77	17	22	39	30	0	0	116	22	12	2	14	14
2004-05	D I	D	N	O	T	P	L	A	Y	-	-	-	-	-	
2005-06	Tampa Bay	NHL	80	26	15	41	44	4	0	164	5	0	0	0	20
2006-07	Tampa Bay	NHL	80	12	20	32	52	2	0	154	4	0	0	0	4
2007-08	NY Islanders	NHL	67	16	17	33	40	8	0	121	-	-	-	-	-
2008-09	Pittsburgh	NHL	65	16	23	39	44	1	0	117	24	7	7	14	4
2009-10	Pittsburgh	NHL	80	11	19	30	50	3	0	158	6	0	0	0	4
2010-11	NY Rangers	NHL	66	10	15	25	25	0	1	120	5	0	2	2	4
2011-12	NY Rangers	NHL	73	9	11	20	16	1	0	94	20	2	5	7	8
2012-13	Donetsk	KHL	33	8	10	18	22	-	-	-	-	-	-	-	-
	Philadelphia	NHL	47	4	9	13	12	0	0	43	-	-	-	-	-
2013-14	Donetsk	KHL	46	7	10	17	42	-	-	-	13	0	6	6	35
<b>NHL TOTALS</b>			<b>863</b>	<b>173</b>	<b>193</b>	<b>366</b>	<b>472</b>	<b>28</b>	<b>2</b>	<b>1441</b>	<b>108</b>	<b>22</b>	<b>18</b>	<b>40</b>	<b>66</b>



**ARTUR GAVRUS**

Born, Ratchi, Belarus, January 3, 1994; Shoots left. 5'10", 175 lbs.; New Jersey's 7th choice (6th round), 180th overall, in 2012 Entry Draft.

YEAR	TEAM	LEAGUE	REGULAR SEASON										PLAYOFFS		
			GP	G	A	PTS	PIM	PP	SH	S	GP	G	A	PTS	PIM
2009-10	Neman Grodno-2	Bel.-2	41	14	12	26	22	-	-	-	-	-	-	-	-
2010-11	Neman Grodno-2	Bel.-2	19	4	4	8	18	-	-	-	-	-	-	-	-
2011-12	Owen Sound	OHL	45	15	22	37	18	-	-	-	1	0	0	0	0
2012-13	Neman Grodno	Bel.	15	5	7	12	0	-	-	-	-	-	-	-	-
	Neman Grodno-2	Bel.-2	2	0	3	3	0	-	-	-	-	-	-	-	-
	Belarus	WJC-1A	5	5	5	*10	4	-	-	-	-	-	-	-	-
	Owen Sound	OHL	21	8	6	14	11	-	-	-	12	3	5	8	2
	Belarus	WCA	3	0	0	0	0	-	-	-	-	-	-	-	-



**DEFENSEMAN**

**TOMAS KABERLE**

Born, Rakovnik, Czech Republic, March 2, 1978; Shoots left. 6'2", 215 lbs.; Toronto's 13th choice (8th round), 204th overall, in 1996 NHL Entry Draft.

YEAR	TEAM	LEAGUE	REGULAR SEASON										PLAYOFFS					
			GP	G	A	PTS	PIM	PP	SH	S	GP	G	A	PTS	PIM			
1997-98	HC Kladno	Czech Rep.	47	4	19	23	12	-	-	-	-	-	-	-	-	-	-	-
	St. John's	AHL	2	0	0	0	0	-	-	-	-	-	-	-	-	-	-	-
1998-99	Toronto	NHL	57	4	18	22	12	0	0	71	-	-	-	-	-	-	-	-
1999-00	Toronto	NHL	82	7	33	40	24	2	0	82	14	0	3	3	2	-	-	-
2000-01	Toronto	NHL	82	6	39	45	24	0	0	96	11	1	3	4	0	-	-	-
2001-02	HC Kladno	Czech Rep.	9	1	7	8	4	-	-	-	-	-	-	-	-	-	-	-
	Toronto	NHL	69	10	29	39	2	5	0	85	20	2	8	10	16	-	-	-
2002-03	Toronto	NHL	82	11	36	47	30	4	1	119	7	2	1	3	0	-	-	-
2003-04	Toronto	NHL	71	3	28	31	18	0	0	88	13	0	3	3	6	-	-	-
2004-05	HC Kladno	Czech Rep.	49	8	31	39	38	-	-	-	7	1	0	1	0	-	-	-
2005-06	Toronto	NHL	82	9	58	67	46	6	0	163	-	-	-	-	-	-	-	-
2006-07	Toronto	NHL	74	11	47	58	20	2	0	128	-	-	-	-	-	-	-	-
2007-08	Toronto	NHL	82	8	45	53	22	6	0	155	-	-	-	-	-	-	-	-
2008-09	Toronto	NHL	57	4	27	31	8	3	0	93	-	-	-	-	-	-	-	-
2009-10	Toronto	NHL	82	7	42	49	24	3	0	158	-	-	-	-	-	-	-	-
2010-11	Toronto	NHL	58	3	35	38	16	0	0	99	-	-	-	-	-	-	-	-
	Boston	NHL	24	1	8	9	2	0	0	31	25	0	11	11	4	-	-	-
2011-12	Carolina	NHL	29	0	9	9	2	0	0	38	-	-	-	-	-	-	-	-
	Montreal	NHL	43	3	19	22	10	1	0	49	-	-	-	-	-	-	-	-
2012-13	HC Kladno	Czech Rep.	10	2	4	6	2	-	-	-	-	-	-	-	-	-	-	-
	Montreal	NHL	10	0	3	3	0	0	11	-	-	-	-	-	-	-	-	-
2013-14	HC Kladno	Czech Rep.	52	4	22	26	26	-	-	-	11	2	6	8	4	-	-	-
<b>NHL TOTALS</b>			<b>984</b>	<b>87</b>	<b>476</b>	<b>563</b>	<b>260</b>	<b>32</b>	<b>11466</b>	<b>102</b>	<b>6</b>	<b>33</b>	<b>39</b>	<b>28</b>				

**DEFENSEMAN**

**DAN KELLY**

Born, Morrisonville, NY, May 17, 1989; Shoots left. 6'1", 210 lbs.

YEAR	TEAM	LEAGUE	REGULAR SEASON										PLAYOFFS						
			GP	G	A	PTS	PIM	PP	SH	S	GP	G	A	PTS	PIM				
2003-04	Beekmantown H.S.	NY	-	-	-	-	-	-	-	-	-	-	-	-	-	-	-	-	-
2004-05	Pembroke	CJHL	50	2	12	14	80	-	-	-	11	0	1	1	2	-	-	-	-
2005-06	Pembroke	CJHL	44	2	16	18	85	-	-	-	11	0	3	3	16	-	-	-	-
	Kitchener	OHL	9	0	3	3	8	-	-	-	-	-	-	-	-	-	-	-	-
2006-07	Kitchener	OHL	59	0	19	19	79	-	-	-	9	1	1	2	10	-	-	-	-
2007-08	Kitchener	OHL	65	1	17	18	61	-	-	-	8	0	2	2	4	-	-	-	-
2008-09	Kitchener	OHL	44	4	11	15	30	-	-	-	-	-	-	-	-	-	-	-	-
2009-10	Kitchener	OHL	58	6	21	27	99	-	-	-	20	4	9	13	23	-	-	-	-
2010-11	Albany	AHL	61	2	5	7	71	-	-	-	-	-	-	-	-	-	-	-	-
2011-12	Albany	AHL	54	2	4	6	93	-	-	-	-	-	-	-	-	-	-	-	-
2012-13	Albany	AHL	47	2	6	8	62	-	-	-	-	-	-	-	-	-	-	-	-
2013-14	Albany	AHL	71	3	14	17	86	-	-	-	1	0	0	0	2	-	-	-	-

Played in OHL All-Star Game (2009)

Signed as a free agent by DEVILS, May 19, 2010.

**CENTER**

**ALEXANDER KERFOOT**

Born, Vancouver, B.C., August 11, 1994; Shoots left. 5'10", 155 lbs.; New Jersey's 6th choice, 150th overall, in 2012 Entry Draft.

YEAR	TEAM	LEAGUE	REGULAR SEASON										PLAYOFFS						
			GP	G	A	PTS	PIM	PP	SH	S	GP	G	A	PTS	PIM				
2009-10	Vancouver	BCMML	26	7	14	21	4	-	-	-	-	-	-	-	-	-	-	-	-
2010-11	Coquitlam	BCHL	5	0	0	0	0	-	-	-	1	0	0	0	0	-	-	-	-
	Vancouver	BCMML	38	36	72	108	58	-	-	-	5	6	6	12	6	-	-	-	-
2011-12	Coquitlam	BCHL	51	25	44	69	24	-	-	-	6	4	0	4	6	-	-	-	-
2012-13	Coquitlam	BCHL	16	8	11	19	16	-	-	-	-	-	-	-	-	-	-	-	-
2013-14	Harvard	ECAC	25	8	6	14	8	-	-	-	-	-	-	-	-	-	-	-	-

BCHL Coastal First All-Star Team (2012) • BCHL Coastal Rookie of the Year (2012) • BCHL All-Rookie Team (2012) • BCHL Coastal Most Sportsmanlike Player (2012)

**CENTER**

**IVAN KHOMUTOV**

Born, Saratov, Russia, March 11, 1985; Shoots left. 6'3", 220 lbs.; New Jersey's 3rd choice, 93rd overall, in 2003 Entry Draft.

YEAR	TEAM	LEAGUE	REGULAR SEASON										PLAYOFFS						
			GP	G	A	PTS	PIM	PP	SH	S	GP	G	A	PTS	PIM				
2001-02	CSKA Moscow-2	Rus.-3	30	11	8	19	14	-	-	-	-	-	-	-	-	-	-	-	-
2002-03	Elektrostal	Rus.-2	20	1	1	2	8	-	-	-	-	-	-	-	-	-	-	-	-
2003-04	London	OHL	40	9	12	21	25	-	-	-	15	3	1	4	7	-	-	-	-
2004-05	Albany	AHL	66	6	11	17	30	-	-	-	-	-	-	-	-	-	-	-	-
2005-06	Albany	AHL	60	9	20	29	44	-	-	-	-	-	-	-	-	-	-	-	-
2006-07	Lowell	AHL	3	1	1	2	2	-	-	-	-	-	-	-	-	-	-	-	-
	Trenton	ECHL	5	0	1	1	2	-	-	-	-	-	-	-	-	-	-	-	-
2007-08	Lowell	AHL	72	13	19	32	53	-	-	-	-	-	-	-	-	-	-	-	-
2008-09	CSKA Moscow	KHL	47	9	7	16	32	-	-	-	7	1	0	1	4	-	-	-	-
2009-10	Yekaterinburg	KHL	17	0	5	5	14	-	-	-	-	-	-	-	-	-	-	-	-
2010-11	Krylatskiy Saratov	VHL	41	3	12	15	34	-	-	-	7	0	1	1	16	-	-	-	-
2011-12	Lada Togliatti	VHL	8	0	2	2	4	-	-	-	-	-	-	-	-	-	-	-	-
	Kompanion Kiev	Ukr.	25	22	27	49	18	-	-	-	-	-	-	-	-	-	-	-	-
2012-13	Kompanion Kiev	Ukr.	13	1	7	8	6	-	-	-	-	-	-	-	-	-	-	-	-
	Berkut Kiev	Ukr.	17	5	8	13	7	-	-	-	-	-	-	-	-	-	-	-	-
2013-14	Dunaujvarosi	MOL	4	1	2	3	6	-	-	-	-	-	-	-	-	-	-	-	-



**RIGHT WING**

**GAM JANSSEN**

Born, St. Louis, MO, April 15, 1984; Shoots right. 6'0", 210 lbs.; New Jersey's 8th choice, (4th Round) 117th overall, in 2002 Entry Draft.

YEAR	TEAM	LEAGUE	REGULAR SEASON										PLAYOFFS						
			GP	G	A	PTS	PIM	PP	SH	S	GP	G	A	PTS	PIM				
2000-01	St. Louis Jr.	NAHL	45	1	2	3	244	-	-	-	-	-	-	-	-	-	-	-	-
2001-02	Windsor	OHL	64	5	17	22	268	-	-	-	10	0	0	0	13	-	-	-	-
2002-03	Windsor	OHL	50	1	12	13	211	-	-	-	7	0	1	1	22	-	-	-	-
2003-04	Windsor	OHL	35	4	9	13	144	-	-	-	-	-	-	-	-	-	-	-	-
	Guelph	OHL	29	7	4	11	125	-	-	-	22	3	3	6	49	-	-	-	-
2004-05	Albany	AHL	70	1	3	4	337	-	-	-	-	-	-	-	-	-	-	-	-
2005-06	Albany	AHL	26	1	3	4	117	-	-	-	-	-	-	-	-	-	-	-	-
	DEVILS	NHL	47	0	0	0	91	0	0	10	9	0	0	0	26	-	-	-	-
2006-07	DEVILS	NHL	48	1	0	1	114	0	0	9	-	-	-	-	-	-	-	-	-
	Lowell	AHL	9	0	1	1	29	-	-	-	-	-	-	-	-	-	-	-	-
2007-08	Lowell	AHL	3	0	0	0	4	-	-	-	-	-	-	-	-	-	-	-	-
	St. Louis	NHL	12	0	1	1	18	0	0	9	-	-	-	-</					



**KEITH KINKAID**

Born, Farmingville, NY, July 4, 1989; Catches left. 6'2", 195 lbs.

**GOALTENDER**

YEAR	TEAM	LEAGUE	REGULAR SEASON										PLAYOFFS									
			GP	W	L	O/T	MINS	GA	SO	AVG	GP	W	L	MINS	GA	SO	AVG					
2007-08	New York	AJHL	29	20	5	0	1458	58	-	2.39	-	-	-	-	-	-	-					
	Des Moines	USHL	15	4	9	2	844	48	0	3.41	-	-	-	-	-	-						
2008-09	St. Louis	NAHL	40	30	5	4	2393	71	*7	*1.78	*12	*10	2	*728	14	*3	*1.15					
2009-10	Union College	ECAC	25	12	8	3	1478	61	1	2.48	-	-	-	-	-	-						
2010-11	Union College	ECAC	*38	25	10	3	*2265	75	3	1.99	-	-	-	-	-	-						
2011-12	Albany	AHL	42	17	15	8	2347	115	3	2.94	-	-	-	-	-	-						
2012-13	Albany	AHL	45	21	17	6	2644	120	2	2.72	-	-	-	-	-	-						
	DEVILS	NHL	1	0	0	0	26	1	0	2.31	-	-	-	-	-	-						
2013-14	Albany	AHL	43	24	13	5	2519	96	4	2.29	4	1	3	238	9	0	2.26					
<b>DEVILS TOTALS</b>			<b>1</b>	<b>0</b>	<b>0</b>	<b>0</b>	<b>26</b>	<b>1</b>	<b>0</b>	<b>2.31</b>	-	-	-	-	-	-						
<b>NHL TOTALS</b>			<b>1</b>	<b>0</b>	<b>0</b>	<b>0</b>	<b>26</b>	<b>1</b>	<b>0</b>	<b>2.31</b>	-	-	-	-	-	-						

NAHL Most Valuable Player (2009) • NAHL First All-Star Team (2009) • NAHL Goaltender of the Year (2009) NAHL Playoff MVP (2009) • ECAC Third All-Star Team (2010) • ECAC All-Rookie Team (2010) • AHCA First All-American Team (2011) • Won Ken Dryden Award (ECAC top goaltender)(2011) • ECAC First All-Star Team (2011) • NCAA East First All-American Team (2011) \*Led League

Signed as a free agent by DEVILS, April 18, 2011.



**VALERI KLIMOV**

Born, Moscow, Russia, July 17, 1986; Shoots left. 6'3", 200 lbs.; New Jersey's 7th choice (9th round), 282nd overall, in 2004 Entry Draft.

**DEFENSEMAN**

YEAR	TEAM	LEAGUE	REGULAR SEASON										PLAYOFFS									
			GP	G	A	PTS	PIM	PP	SH	S	GP	G	A	PTS	PIM							
2001-02	Spartak-2	Rus.-3	24	1	1	2	6	-	-	-	-	-	-	-	-	-						
2002-03	Spartak-2	Rus.-3	5	2	1	3	8	-	-	-	-	-	-	-	-	-						
2003-04	Spartak-2	Rus.-3	-	-	-	-	-	-	-	-	-	-	4	1	0	1	0					
2004-05	Spartak-2	Rus.-3	-	-	-	-	-	-	-	-	-	-	-	-	-	-	-					
	Spartak	Rus.	6	0	0	0	2	-	-	-	-	-	-	-	-	-	-					
2005-06	Spartak-2	Rus.-3	17	1	4	5	20	-	-	-	-	-	-	-	-	-	-					
	Spartak	Rus.	23	1	0	1	4	-	-	-	-	-	2	0	0	0	2					
2006-07	Khimik	Vys.	3	0	1	1	2	-	-	-	-	-	-	-	-	-	-					

**MIKE KOMISAREK**

Born, West Islip, NY, January 19, 1982; Shoots right. 6'4", 245 lbs.; Montreal's 1st choice, 7th overall, in 2001 Entry Draft.

**DEFENSEMAN**

YEAR	TEAM	LEAGUE	REGULAR SEASON										PLAYOFFS									
			GP	G	A	PTS	PIM	PP	SH	S	GP	G	A	PTS	PIM							
2002-03	Montreal	NHL	21	0	1	1	28	0	0	26	-	-	-	-	-	-	-					
	Hamilton	AHL	56	5	25	30	79	-	-	-	23	1	5	6	60	-	-					
2003-04	Montreal	NHL	46	0	4	4	34	0	0	40	7	0	0	0	8	-	-					
	Hamilton	AHL	18	2	7	9	47	-	-	-	-	-	-	-	-	-	-					
2004-05	Hamilton	AHL	20	1	4	5	49	-	-	-	4	0	1	1	8	-	-					
2005-06	Montreal	NHL	71	2	4	6	116	0	-	66	6	0	0	0	10	-	-					
2006-07	Montreal	NHL	82	4	15	19	96	0	-	78	-	-	-	-	-	-	-					
2007-08	Montreal	NHL	75	4	13	17	101	0	-	75	12	1	2	3	18	-	-					
2008-09	Montreal	NHL	66	2	9	11	121	0	-	56	4	0	0	0	20	-	-					
2009-10	Toronto	NHL	34	0	4	4	40	0	-	35	-	-	-	-	-	-	-					
2010-11	Toronto	NHL	75	1	9	10	86	0	-	48	-	-	-	-	-	-	-					
2011-12	Toronto	NHL	45	1	4	5	41	0	-	34	-	-	-	-	-	-	-					
2012-13	Toronto	NHL	4	0	0	2	2	0	-	1	-	-	-	-	-	-	-					
	Toronto	AHL	7	0	0	0	10	-	-	6	0	1	1	9	-	-	-					
2013-14	Carolina	NHL	32	0	4	4	14	0	-	20	-	-	-	-	-	-	-					
<b>NHL TOTALS</b>			<b>551</b>	<b>14</b>	<b>67</b>	<b>81</b>	<b>679</b>	<b>0</b>	<b>0</b>	<b>479</b>	<b>29</b>	<b>1</b>	<b>2</b>	<b>3</b>	<b>56</b>	-	-					

**RYAN KUJAWINSKI**

Born, Kirkland Lake, Ont., March 30, 1995; Shoots left. 6'2", 200 lbs.; New Jersey's 2nd choice (3rd round), 73rd overall, in 2013 Entry Draft.

**CENTER**

YEAR	TEAM	LEAGUE	REGULAR SEASON										PLAYOFFS									
			GP	G	A	PTS	PIM	PP	SH	S	GP	G	A	PTS	PIM							
2009-10	Iroquois	Midget	-	-	-	-	-	-	-	-	-	-	-	-	-	-	-					
2010-11	Sudbury	GNMHL	2	1	2	2	0	-	-	-	3	4	6	10	4	-	-					
	Sudbury	NDMHL	24	35	21	56	24	-	-	-	-	-	-	-	-	-	-					
2011-12	Sarnia	OHL	29	1	5	6	2	-	-	-	-	-	-	-	-	-	-					
	Kingston	OHL	30	15	15	30	15	-	-	-	-	-	-	-	-	-	-					
2012-13	Kingston	OHL	66	17	31	48	40	-	-	-	4	2	0	2	2	-	-					
2013-14	Kingston	OHL	45	23	18	41	39	-	-	-	7	1	1	2	2	-	-					

NOHA Player of the Year (2011) • Played in CHL Top Prospects Game (2013)



**RENAT MAMASHEV**

Born, Moscow, Russia, March 31, 1983; Shoots left. 6'1", 195 lbs.

**DEFENSEMAN**

YEAR	TEAM	LEAGUE	REGULAR SEASON										PLAYOFFS									
			GP	G	A	PTS	PIM	PP	SH	S	GP	G	A	PTS	PIM							
2008-09	Nizhny Novgorod	KHL	51	7	10	17	87	-	-	-	-	-	-	-	-	-	-					
	Nizhny Novgorod-2	Rus. 3	-	0	1	1	-	-	-	-	-	-	-	-	-	-	-					
2009-10	Nizhny Novgorod	KHL	8	1	1	2	6	-	-	-	-	-	-	-	-	-	-					
	HC Neftekhimik	KHL	30	1	8	9	30	-	-	-	-	-	9	0	5	5	4					
2010-11	HC Neftekhimik	KHL	50	6	13	19	68	-	-	-	-	-	7	2	2	4	6					
2011-12	Magnitogorsk	KHL	16	2	4	6	16	-	-	-	-	-	-	-	-	-	-					
	HC Neftekhimik	KHL	18	0	7	7	18	-	-	-	-	-	-	-	-	-	-					
2012-13	HC Neftekhimik	KHL	52	10	32	42	72	-	-	-	-	-	4	0	1	1	2					
2013-14	HC Traktor	KHL	4	0	0	0	0	-	-	-	-	-	-	-	-	-	-					
	Chelyabinsk	VHL	2	0	1	1	2	-	-	-	-	-	-	-	-	-	-					
	HC Neftekhimik	KHL	32	5	7	12	12	-	-	-	-	-	-	-	-	-	-					



**STEFAN MATTEAU**

Born, Chicago, IL, February 23, 1994; Shoots left. 6'2", 220 lbs.; New Jersey's 1st choice, 29th overall, in 2012 Entry Draft.

**LEFT WING**

YEAR	TEAM	LEAGUE	REGULAR SEASON										PLAYOFFS									
			GP	G	A	PTS	PIM	PP	SH	S	GP	G	A	PTS	PIM							
2009-10	Notre Dame	SMHL	40	15	22	37	67	-	-	-	-	-	-	13	4	8	12	6				
2010-11	United States	USHL	28	4	5	9	47	-	-	-	-	-	-	2	0	0	0	2				
	United States	USDP-17	17	3	6	9	18	-	-	-	-	-	-	-	-	-	-	-				
2011-12	United States	USHL	18	6	4	10	93	-	-	-	-	-	-	-	-	-	-	-				
	United States	USDP-18	28	9	13	22	73	-	-	-	-	-	-	-	-	-	-	-				
2012-13	Blainville-Bois-DEVELOPS	QMJHL	35	18	10	28	70	-	-	-	-	-	11	3	6	9	16					
	DEVILS	NHL	17	1	2	3	6	0	0	22	-	-	-	-	-	-	-					
2013-14	Albany	AHL	67	13	13	26	66	-	-	-	-	-	4	1	0	1	4					
	United States	WJCA-A	5	3	1	4	10	-	-	-	-	-	-	-	-	-	-					
<b>DEVILS TOTALS</b>			<b>17</b>	<b>1</b>	<b>2</b>	<b>3</b>	<b>6</b>	<b>0</b>	<b>0</b>	<b>22</b>	-	-	-	-	-	-	-					
<b>NHL TOTALS</b>			<b>17</b>	<b>1</b>	<b>2</b>	<b>3</b>	<b>6</b>	<b>0</b>	<b>0</b>	<b>22</b>	-	-	-	-	-	-	-					



**CHRIS MCKELVIE**

Born, New Brighton, MN, February 22, 1985; Shoots left. 6'1", 195 lbs.

**LEFT WING**

YEAR	TEAM	LEAGUE	REGULAR SEASON										PLAYOFFS									
			GP	G	A	PTS	PIM	PP	SH	S	GP	G	A	PTS	PIM							
2003-04	Bozeman	NAHL	38	2	6	8	40	-	-	-	-	-	-	-	-	-	-					
2004-05	Bozeman	NAHL	18	4	8	12	35	-	-	-	-	-										







**DAMON SEVERSON**

**DEFENSEMAN**

Born, Brandon, Man., August 7, 1994; Shoots right. 6'2", 205 lbs.; New Jersey's 2nd choice, 60th overall, in 2012 Entry Draft.

YEAR	TEAM	LEAGUE	REGULAR SEASON							PLAYOFFS					
			GP	G	A	PTS	PIM	PP	SH	S	GP	G	A	PTS	PIM
2007-08	Melville	SBA AHL	26	4	8	12	35	-	-	-	-	-	-	-	-
2008-09	Melville	SBHL	-	-	-	-	-	-	-	-	-	-	-	-	
2009-10	Yorkton	SMHL	44	9	25	34	53	-	-	-	4	1	1	2	18
	Melville	SJHL	1	0	1	1	2	-	-	-	-	-	-	-	-
	Kelowna	WHL	5	0	0	0	0	-	-	-	-	-	-	-	
2010-11	Kelowna	WHL	64	4	13	17	53	-	-	-	10	2	0	2	13
2011-12	Kelowna	WHL	56	7	30	37	80	-	-	-	4	2	0	2	2
2012-13	Kelowna	WHL	71	10	42	52	74	-	-	-	11	1	9	10	18
	Albany	AHL	2	0	2	2	0	-	-	-	-	-	-	-	-
2013-14	Kelowna	WHL	64	15	46	61	63	-	-	-	14	4	14	18	18

Played in CHL Top Prospects Game (2012) • WHL West Second All-Star Team (2014)

**MIKE SISLO**

**RIGHT WING**

Born, Superior, WI, January 20, 1988; Shoots right. 5'11", 195 lbs.

YEAR	TEAM	LEAGUE	REGULAR SEASON							PLAYOFFS					
			GP	G	A	PTS	PIM	PP	SH	S	GP	G	A	PTS	PIM
2005-06	Green Bay	USHL	57	3	3	6	36	-	-	-	3	0	0	0	5
2006-07	Green Bay	USHL	60	23	26	49	28	-	-	-	4	3	1	4	2
2007-08	New Hampshire	HE	38	3	5	8	12	-	-	-	-	-	-	-	
2008-09	New Hampshire	HE	38	19	12	31	12	-	-	-	-	-	-	-	
2009-10	New Hampshire	HE	39	14	15	29	20	-	-	-	-	-	-	-	
2010-11	New Hampshire	HE	39	15	*33	48	38	-	-	-	-	-	-	-	
	Albany	AHL	3	0	0	0	0	-	-	-	-	-	-	-	
2011-12	Albany	AHL	59	9	18	27	20	-	-	-	-	-	-	-	
2012-13	Albany	AHL	61	13	13	26	46	-	-	-	-	-	-	-	
2013-14	Albany	AHL	59	23	18	41	26	-	-	-	4	1	1	2	0
	DEVILS	NHL	14	0	0	0	0	0	0	0	20	-	-	-	-
	<b>DEVILS TOTALS</b>		<b>14</b>	<b>0</b>	<b>0</b>	<b>0</b>	<b>0</b>	<b>0</b>	<b>0</b>	<b>20</b>	-	-	-	-	-
	<b>NHL TOTALS</b>		<b>14</b>	<b>0</b>	<b>0</b>	<b>0</b>	<b>0</b>	<b>0</b>	<b>0</b>	<b>20</b>	-	-	-	-	-

Hockey East All-Academic Team (2010)

\*Led League

Signed as a free agent by DEVILS, April 6, 2011.



**MATTIAS TEDENBY**

**LEFT WING**

Born, Vetlanda, Sweden, February 21, 1990; Shoots left. 5'9", 175 lbs.; New Jersey's 1st choice, 24th overall, in 2008 Entry Draft.

YEAR	TEAM	LEAGUE	REGULAR SEASON							PLAYOFFS					
			GP	G	A	PTS	PIM	PP	SH	S	GP	G	A	PTS	PIM
2005-06	HV 71	Swe. U18	13	8	7	15	24	-	-	-	5	1	0	1	10
2006-07	HV 71	Swe. U18	2	4	0	4	2	-	-	-	5	7	2	9	14
	HV 71	Swe. Jr.	27	10	10	20	43	-	-	-	4	3	1	4	2
2007-08	HV 71	Swe. U18	1	1	0	1	0	-	-	-	-	-	-	-	-
	HV 71	Swe. Jr.	25	14	16	30	14	-	-	-	2	0	0	0	0
	HV 71	Swe.	23	3	3	6	6	-	-	-	5	0	0	0	0
2008-09	Oskarshamn	Swe.-2	13	2	9	11	6	-	-	-	-	-	-	-	
	HV 71	Swe.	32	3	1	4	6	-	-	-	18	6	3	9	6
	Sweden	WJC-A	6	1	4	5	4	-	-	-	-	-	-	-	
2009-10	HV 71	Swe.	44	12	7	19	30	-	-	-	16	2	3	5	6
	Sweden	WJC-A	5	3	3	6	4	-	-	-	-	-	-	-	
2010-11	Albany	AHL	12	3	2	5	6	-	-	-	-	-	-	-	
	DEVILS	NHL	58	8	14	22	14	2	0	87	-	-	-	-	
	Sweden	WC-A	9	1	2	3	8	-	-	-	-	-	-	-	
2011-12	DEVILS	NHL	43	1	5	6	16	0	0	46	-	-	-	-	
	Albany	AHL	35	6	14	20	22	-	-	-	-	-	-	-	
2012-13	Albany	AHL	37	10	9	19	12	-	-	-	-	-	-	-	
	DEVILS	NHL	4	0	1	1	2	0	0	2	-	-	-	-	
2013-14	DEVILS	NHL	15	1	0	1	10	0	9	-	-	-	-	-	
	Albany	AHL	42	9	13	22	24	-	-	-	4	1	1	2	0
	<b>DEVILS TOTALS</b>		<b>120</b>	<b>10</b>	<b>20</b>	<b>30</b>	<b>42</b>	<b>2</b>	<b>0</b>	<b>144</b>	-	-	-	-	-
	<b>NHL TOTALS</b>		<b>120</b>	<b>10</b>	<b>20</b>	<b>30</b>	<b>42</b>	<b>2</b>	<b>0</b>	<b>144</b>	-	-	-	-	-

**PAUL THOMPSON**

**RIGHT WING**

Born, Methuen, MA, November 30, 1988; Shoots right. 6'1", 205 lbs.

YEAR	TEAM	LEAGUE	REGULAR SEASON							PLAYOFFS					
			GP	G	A	PTS	PIM	PP	SH	S	GP	G	A	PTS	PIM
2005-06	New Hampshire	EJHL	38	13	17	30	20	-	-	-	-	-	-	-	-
2006-07	New Hampshire	EJHL	44	*45	38	*83	56	-	-	-	-	-	-	-	
2007-08	New Hampshire	HE	35	6	6	12	22	-	-	-	-	-	-	-	
2008-09	New Hampshire	HE	27	4	5	9	22	-	-	-	-	-	-	-	
2009-10	New Hampshire	HE	39	19	20	39	24	-	-	-	-	-	-	-	
2010-11	New Hampshire	HE	39	28	24	*52	30	-	-	-	-	-	-	-	
	W-B/Scranton	AHL	6	1	2	3	2	-	-	-	4	0	1	1	2
2011-12	W-B/Scranton	AHL	67	10	15	25	37	-	-	-	12	2	1	3	2
	Wheeling	ECHL	1	1	1	2	0	-	-	-	-	-	-	-	
2012-13	W-B/Scranton	AHL	58	20	9	29	84	-	-	-	15	3	3	6	21
2013-14	W-B/Scranton	AHL	39	4	3	7	50	-	-	-	-	-	-	-	
	Springfield	AHL	30	4	4	8	50	-	-	-	5	0	0	0	5

EJHL Most Valuable Player (2007) • Hockey East All-Academic Team (2010) • NCAA East First All-American Team (2011) • Hockey East Player of the Year (2011) • Hockey East First All-Star Team (2011) • Led League

Signed as a free agent by Pittsburgh, March 28, 2011. Traded to Columbus by Pittsburgh for Spencer Machacek, February 6, 2014. Signed as a free agent by Albany, August 6, 2014.



**BEN THOMSON**

**LEFT WING**

Born, Brampton, Ont., January 16, 1993; Shoots left. 6'4", 210 lbs.; New Jersey's 4th choice, 96th overall, in 2012 Entry Draft.

YEAR	TEAM	LEAGUE	REGULAR SEASON							PLAYOFFS					
			GP	G	A	PTS	PIM	PP	SH	S	GP	G	A	PTS	PIM
2009-10	Mississauga	GTMHHL	20	13	25	38	88	-	-	-	-	-	-	-	-
2008-09	Kitchener	OHL	46	6	6	12	30	-	-	-	11	0	1	1	6
2010-11	Kitchener	OHL	68	6	13	19	107	-	-	-	7	0	1	1	0
2011-12	Kitchener	OHL	67	11	31	42	137	-	-	-	16	5	5	10	36
2012-13	Kitchener	OHL	67	15	17	32	119	-	-	-	10	1	2	3	18
2013-14	Kitchener North Bay	OHL	12	3	3	6	34	-	-	-	-	-	-	-	
			43	24	15	39	56	-	-	-	22	5	9	14	64

**SCOTT TIMMINS**

**CENTER**

Born, Hamilton, Ont., September 11, 1989; Shoots left. 6'0", 200 lbs.; Florida's 7th choice (6th round), 165th overall, in 2009 Entry Draft.

YEAR	TEAM	LEAGUE	REGULAR SEASON							PLAYOFFS					
			GP	G	A	PTS	PIM	PP	SH	S	GP	G	A	PTS	PIM
2004-05	Hamilton	AHMMLP	68	30	39	69	-	-	-	-	-	-	-	-	-
2005-06	Burlington	Jr. A	31	8	4	12	8	-	-	-	4	1	1	2	0
2006-07	Kitchener	OHL	42	2	5	7	8	-	-	-	-	-	-	-	
2007-08	Kitchener	OHL	62	17	12	29	46	-	-	-	20	3	5	8	10
2008-09	Kitchener	OHL	38	25	24	49	28	-	-	-	-	-	-	-	
	Windsor	OHL	28	10	14	24	33	-	-	-	20	6	10	16	6
2009-10	Windsor	OHL	56	30	24	54	47	-	-	-	19	11	11	22	18
2010-11	Florida	NHL	19	1	0	1	8	0	0	13	-	-	-	-	
	Rochester	AHL	45	10	12	22	18	-	-	-	-	-	-	-	
2011-12	San Antonio	AHL	70	11	16	27	34	-	-	-	10	1	0	1	8
2012-13	San Antonio	AHL	65	11	13	24	58	-	-	-	-	-	-	-	
	Florida	NHL	5	0	0	0	4	0	6	-	-	-	-	-	
2013-14	Albany	AHL	61	13	26	39	26	-	-	-	4	0	0	0	7
	<b>NHL TOTALS</b>		<b>24</b>	<b>1</b>	<b>0</b>	<b></b>									



**SCOTT WEDGEWOOD**

**GOALTENDER**

Born, Etobicoke, Ont., August 14, 1992; Catches left. 6'2", 190 lbs.; New Jersey's 2nd choice (3rd round), 84th overall, in 2010 Entry Draft.

YEAR	TEAM	LEAGUE	REGULAR SEASON										PLAYOFFS						
			GP	G	A	PTS	PIM	PP	SH	S	GP	G	A	PTS	PIM				
2007-08	Mississauga	GTHL	29	-	-	-	1305	63	2	2.17	-	-	-	-	-	-	-	-	-
2008-09	Plymouth	OHL	6	0	2	0	158	12	0	4.56	3	0	0	26	2	0	4.62	-	
2009-10	Plymouth	OHL	18	5	9	0	938	51	1	3.26	4	1	0	116	4	0	2.07	-	
2010-11	Plymouth	OHL	55	28	18	2	3046	152	2	2.99	10	4	6	606	33	0	3.27	-	
2011-12	Plymouth	OHL	43	28	10	3	2482	125	3	3.02	13	7	6	781	31	*2	2.38	-	
	Canada	WJC-A	3	2	0	0	148	6	1	2.42	-	-	-	-	-	-	-	-	
2012-13	Trenton	ECHL	48	20	22	5	2741	147	1	3.22	-	-	-	-	-	-	-	-	
	Albany	AHL	5	2	2	0	242	14	0	3.47	-	-	-	-	-	-	-	-	
2013-14	Albany	AHL	36	16	14	3	1980	79	4	2.39	-	-	-	-	-	-	-	-	

\*Led League

**DARCY ZAJAC**

**CENTER**

Born, Winnipeg, Man., September 23, 1986; Shoots right. 6'1", 205 lbs.

YEAR	TEAM	LEAGUE	REGULAR SEASON										PLAYOFFS						
			GP	G	A	PTS	PIM	PP	SH	S	GP	G	A	PTS	PIM				
2004-05	Salmon Arm	BCHL	60	12	21	33	75	-	-	-	-	-	-	-	-	-	-	-	-
2005-06	Salmon Arm	BCHL	57	37	43	80	76	-	-	-	-	-	-	-	-	-	-	-	-
2006-07	North Dakota	WCHA	41	8	2	10	18	-	-	-	-	-	-	-	-	-	-	-	-
2007-08	North Dakota	WCHA	41	3	5	8	46	-	-	-	-	-	-	-	-	-	-	-	-
2008-09	North Dakota	WCHA	43	5	12	17	32	-	-	-	-	-	-	-	-	-	-	-	-
2009-10	North Dakota	WCHA	41	8	11	19	49	-	-	-	-	-	-	-	-	-	-	-	-
	Adirondack	AHL	2	0	0	0	4	-	-	-	-	-	-	-	-	-	-	-	-
2010-11	Albany	AHL	32	6	17	23	35	-	-	-	-	-	-	-	-	-	-	-	-
	Trenton	ECHL	40	4	5	9	60	-	-	-	-	-	-	-	-	-	-	-	-
2011-12	Albany	AHL	66	8	16	24	86	-	-	-	-	-	-	-	-	-	-	-	-
2012-13	Albany	AHL	67	9	8	17	86	-	-	-	-	-	-	-	-	-	-	-	-
2013-14	Albany	AHL	19	1	5	6	43	-	-	-	-	-	-	-	-	-	-	-	-

WCHA All-Academic Team (2008 to 2010)

Signed as a free agent by Adirondack, April 8, 2010. Signed as a free agent by Albany, June 26, 2010. Signed as a free agent by DEVILS, July 6, 2013



**JOE WHITNEY**

**LEFT WING**

Born, Reading, MA, February 6, 1988; Shoots left. 5'6", 170 lbs.

YEAR	TEAM	LEAGUE	REGULAR SEASON										PLAYOFFS							
			GP	G	A	PTS	PIM	PP	SH	S	GP	G	A	PTS	PIM					
2003-04	Belmont Hill H.S.	MA	-	-	-	-	-	-	-	-	-	-	-	-	-	-	-	-	-	-
2004-05	Lawrence Academy	MA	-	-	-	-	-	-	-	-	-	-	-	-	-	-	-	-	-	-
2005-06	Lawrence Academy	MA	-	28	28	56	-	-	-	-	-	-	-	-	-	-	-	-	-	-
2006-07	Lawrence Academy	MA	-	23	29	52	-	-	-	-	-	-	-	-	-	-	-	-	-	-
2007-08	Boston College	HE	44	11	*40	51	50	-	-	-	-	-	-	-	-	-	-	-	-	-
2008-09	Boston College	HE	36	7	8	15	36	-	-	-	-	-	-	-	-	-	-	-	-	-
2009-10	Boston College	HE	42	17	28	45	61	-	-	-	-	-	-	-	-	-	-	-	-	-
2010-11	Boston College	HE	39	5	26	31	60	-	-	-	-	-	-	-	-	-	-	-	-	-
	Portland	AHL	1	0	1	1	0	-	-	-	-	-	-	-	-	-	-	-	-	-
2011-12	Albany	AHL	72	15	29	44	36	-	-	-	-	-	-	-	-	-	-	-	-	-
2012-13	Albany	AHL	66	26	25	51	32	-	-	-	-	-	-	-	-	-	-	-	-	-
2013-14	Albany	AHL	73	22	31	53	34	-	-	-	-	-	-	-	-	-	-	-	-	-
	DEVILS	NHL	1	0	0	0	0	0	0	0	0	0	0	0	0	0	0	0	0	0
	<b>DEVILS TOTALS</b>		<b>1</b>	<b>0</b>	<b>0</b>	<b>0</b>	<b>0</b>	<b>0</b>	<b>0</b>	<b>0</b>	<b>0</b>	<b>0</b>	<b>0</b>	<b>0</b>	<b>0</b>	<b>0</b>	<b>0</b>	<b>0</b>	<b>0</b>	<b>0</b>
	<b>NHL TOTALS</b>		<b>1</b>	<b>0</b>	<b>0</b>	<b>0</b>	<b>0</b>	<b>0</b>	<b>0</b>	<b>0</b>	<b>0</b>	<b>0</b>	<b>0</b>	<b>0</b>	<b>0</b>	<b>0</b>	<b>0</b>	<b>0</b>	<b>0</b>	<b>0</b>

Hockey East All-Rookie Team (2008) • NCAA Championship All-Tournament Team (2010) • Played in AHL All-Star Game (2014)

\*Led League

Signed as a free agent by Albany, July 28, 2011. Signed as a free agent by DEVILS, May 1, 2013.

**KELLY ZAJAC**

**RIGHT WING**

Born, Winnipeg, Man., June 6, 1988; Shoots left. 5'10", 180 lbs.

YEAR	TEAM	LEAGUE	REGULAR SEASON										PLAYOFFS							
			GP	G	A	PTS	PIM	PP	SH	S	GP	G	A	PTS	PIM					
2006-07	Salmon Arm	BCHL	59	11	20	31	20	-	-	-	-	-	-	-	-	-	-	-	-	-
2007-08	Salmon Arm	BCHL	60	21	41	62	28	-	-	-	-	-	-	-	-	-	-	-	-	-
2008-09	Union College	ECAC	39	6	14	20	29	-	-	-	-	-	-	-	-	-	-	-	-	-
2009-10	Union College	ECAC	39	10	14	24	10	-	-	-	-	-	-	-	-	-	-	-	-	-
2010-11	Union College	ECAC	40	13	29	42	16	-	-	-	-	-	-	-	-	-	-	-	-	-
2011-12	Union College	ECAC	41	8	*34	42	10	-	-	-	-	-	-	-	-	-	-	-	-	-
	Albany	AHL	3	0	0	0	0	-	-	-	-	-	-	-	-	-	-	-	-	-
2012-13	Trenton	ECHL	15	6	10	16	8	-	-	-	-	-	-	-	-	-	-	-	-	-
	Albany	AHL	14	2	2	4	0	-	-	-	-	-	-	-	-	-	-	-	-	-
2013-14	Albany	AHL	67	12	32	44	4	-	-	-	-	-	-	-	-	-	-	-	-	-

ECAC Second All-Star Team (2011) • ECAC Defensive Forward of the Year (2012) • ECAC Third All-Star Team (2012)

\*Led League

Signed as a free agent by Albany, April 10, 2012.



**DAVID WOHLBERG**

**CENTER**

Born, Southfield, MI, July 18, 1990; Shoots left. 6'1", 195 lbs.; New Jersey's 7th choice (6th round), 172nd overall, in 2008 Entry Draft.

YEAR	TEAM	LEAGUE	REGULAR SEASON										PLAYOFFS							
			GP	G	A	PTS	PIM	PP	SH	S	GP	G	A	PTS	PIM					
2005-06	Honeybaked	MWEHL	-	34	70	104	88	-	-	-	-	-	-	-	-	-	-	-	-	-
2006-07	United States	USDP-17	12	2	6	8	42	-	-	-	-	-	-	-	-	-	-	-	-	-
	United States	NAHL	45	10	10	20	99	-	-	-	-	-	-	-	-	-	-	-	-	-
2007-08	United States	USDP-18	37	9	7	16	48	-	-	-	-	-	-	-	-	-	-	-	-	-
	United States	NAHL	22	10	5	15	27	-	-	-	-	-	-	-	-	-	-	-	-	-
2008-09	Michigan	CCHA	40	15	15	30	51	-	-	-	-	-	-	-	-	-	-	-	-	-
2009-10	Michigan	CCHA	44	10	17	27	76	-	-	-	-	-	-	-	-	-	-	-	-	-
2010-11	Michigan	CCHA	37	15	6	21	42	-	-	-	-	-	-	-	-	-	-	-	-	-
2011-12	Michigan	CCHA	41	16	17	33	30	-	-	-	-	-	-	-	-	-	-	-	-	-
	Albany	AHL	6	1	0	1	0	-	-	-	-	-	-	-	-	-	-	-	-	-
2012-13	Albany	AHL	36	4	5	9	26	-	-	-	-	-	-	-	-	-	-	-	-	-
2013-14	Albany	AHL	62	5	7	12	41	-	-	-	-	-	-	-	-	-	-	-	-	-

CCHA Rookie of the Year (2009) • CCHA All-Rookie Team (2009)

**VLADIMIR ZHARKOV**

**LEFT WING**

Born, Elektrostal, Russia, January 10, 1988; Shoots left. 6'1", 205 lbs.; New Jersey's 4th choice (3rd round), 77th overall, in 2006 Entry Draft.

YEAR	TEAM	LEAGUE	REGULAR SEASON										PLAYOFFS							
			GP	G	A	PTS	PIM	PP	SH	S	GP	G	A	PTS	PIM					
2004-05	CSKA Moscow-2	Rus-3	-	-	-	-	-	-	-	-	-	-	-	-	-	-	-	-	-	-
2005-06	CSKA Moscow-2	Rus-3	48	17	22	39	86	-	-	-	-	-	-	-	-	-	-	-	-	-
	CSKA Moscow	Rus.	4	0																





**2013-14 STATISTICS**

Player	Pos	Rd/Yr	Team, League	Regular Season					Playoffs				
				GP	G	A	PTS	PIM	GP	G	A	PTS	PIM
Brandon Baddock	LW	6/14	Edmonton, WHL	56	6	11	17	128	13	1	0	1	6
			Lloydminster, AJHL	-	-	-	-	-	-	-	-	-	-
Myles Bell	RW	6/13	Kelowna, WHL	69	42	35	77	51	4	3	1	4	2
Graham Black*	C	5/12	Swift Current, WHL	69	34	63	97	43	6	2	2	4	6
Connor Chatham	RW	3/14	Plymouth, OHL	54	13	18	31	51	5	3	0	3	6
Blake Coleman	C	3/11	Miami, NCHC	27	19	9	28	65	-	-	-	-	-
Patrick Daly	D	7/11	D I D	N	0	T			P	L	A	Y	
Joey Dudek	C	6/14	Kimball Union Acad., NH	25	9	35	44	-	-	-	-	-	
Joe Faust	D	4/10	Wisconsin, Big 10	37	2	12	14	8	-	-	-	-	
Artur Gavrus	C	6/12	Dynamo Minsk, KHL	30	1	3	4	8	-	-	-	-	
			Shinnik Bobruisk, MHL	4	2	1	3	0	-	-	-	-	
Joshua Jacobs	D	2/14	Indiana, USHL	56	5	18	23	46	12	3	2	5	2
Ben Johnson*	RW	3/12	Windsor, OHL	59	28	25	53	30	4	4	2	6	2
Mauro Jorg	RW	7/10	Rapperswil, Swi.	49	5	10	15	2	9	3	1	4	4
Alexander Kerfoot	C	5/12	Harvard, ECAC	25	8	6	14	8	-	-	-	-	
Ivan Khomutov	C	3/03	Dunaujvarosi, MOL	4	1	2	3	6	-	-	-	-	
Valeri Klimov	D	9/04	D I D	N	0	T			P	L	A	Y	
Ryan Kujawinski	C	3/13	Kingston, OHL	45	23	18	41	39	7	1	1	2	2
Alexander Mikhailishin	D	5/04	D I D	N	0	T			P	L	A	Y	
Blake Pietila	LW	5/11	Michigan Tech, WCHA	39	8	20	28	84	-	-	-	-	
John Quenneville	C	1/14	Brandon, WHL	61	25	33	58	71	9	5	8	13	10
Ryan Rehill	D	5/13	Kamloops, WHL	72	4	16	20	182	-	-	-	-	
Steven Santini	D	2/13	Boston College, HE	35	3	8	11	52	-	-	-	-	
Damon Severson	D	2/12	Kelowna, WHL	64	15	46	61	63	14	4	14	18	18
Ben Thomson	LW	4/12	Kitchener, OHL	12	3	3	6	34	-	-	-	-	
			North Bay, OHL	43	24	15	39	56	22	5	9	14	64
Miles Wood	LW	4/13	Nobles Prep, MA	27	29	24	53	-	-	-	-	-	

Goaltender	Rd/Yr	Team, League	GP	W	L	OT	MIN	GA	SO	GAA
Anthony Brodeur	7/13	Gatineau, QMJHL	30	13	10	2	1468	71	2	2.90

TOURNAMENT STATISTICS						
<b>World Junior Championships</b> Malmo, Swe., Dec. 26, 2013-Jan. 5, 2014						
Player	Country	GP	G	A	PTS	PIM
Stefan Matteau	United States	5	3	1	4	10
Steven Santini	United States	5	1	0	1	4
<b>Medals:</b> Finland (Gold), Sweden (Silver), Russia (Bronze).						
<b>Olympic Winter Games</b> Sochi, Rus., Feb. 12-23, 2014						
Player	Country	GP	G	A	PTS	PIM
Damien Brunner	Switzerland	4	0	0	0	0
Patrik Elias	Czech Republic	3	0	1	1	0
Jaromir Jagr	Czech Republic	5	2	1	3	2
Tuomo Ruutu	Finland	6	1	4	5	2
Marek Zidlicky	Czech Republic	5	2	2	4	8
<b>Medals:</b> Canada (Gold), Sweden (Silver), Finland (Bronze).						
<b>World Championships</b> Minsk, Bel., May 9-25, 2014						
Player	Country	GP	G	A	PTS	PIM
Damien Brunner	Switzerland	7	3	3	6	4
Raman Hrabarenka	Belarus	8	0	2	2	2
Jaromir Jagr	Czech Republic	10	4	4	8	14
<b>Medals:</b> Russia (Gold), Finland (Silver), Sweden (Bronze).						
<b>Memorial Cup</b> London, Ont., May 16-25, 2014						
Player	Team	GP	G	A	PTS	PIM
Brandon Baddock	Edmonton	5	0	0	0	2
<b>Finish:</b> Edmonton/WHL (Champion), Guelph/OHL, (Runner-up), Val-d'Or/QMJHL (third place), London/host (fourth place).						

**JOHN QUENNEVILLE** Center  
Born: Edmonton, Alta.; April 16, 1996; Shoots left. 6'1", 185 lbs.; New Jersey's 1st choice, 30th overall.

Year	Team	League	GP	G	A	PTS	PIM
2009-10	Sherwood Pk.	AMBHL	29	15	15	30	51
2010-11	South Side	AMBHL	33	35	40	75	52
	South Side	AMMHL	2	1	3	4	0
2011-12	South Side	AMHL	30	15	18	33	40
	Sherwood Pk.	AJHL	9	0	3	3	0
2012-13	Brandon	WHL	47	8	11	19	14
2013-14	Brandon	WHL	61	25	33	58	71

**JOSHUA JACOBS** Defenseman  
Born: Shelby Township, MI; February 15, 1996; Shoots right. 6'2", 195 lbs.; New Jersey's 2nd choice, 41st overall.

Year	Team	League	GP	G	A	PTS	PIM
2009-10	Belle Tire	MWEHL	29	8	14	22	20
2010-11	Belle Tire	MWEHL	31	9	19	28	24
2011-12	Honeybaked	Midget	24	3	14	17	20
2012-13	Indiana	USHL	48	2	13	15	52
2013-14	Indiana	USHL	56	5	18	23	46

Played in USHL All-Star Game (2014)

**CONNOR CHATHAM** Right Wing  
Born: Belleville, IL; October 30, 1995; Shoots right. 6'3", 225 lbs.; New Jersey's 3rd choice, 71st overall.

Year	Team	League	GP	G	A	PTS	PIM
2010-11	St. Louis	Midget	12	2	0	2	2
2011-12	United States	USHL	36	3	9	12	35
	Unit States	USDP-17	55	7	13	20	45
2012-13	Omaha	USHL	63	18	17	35	71
2013-14	Plymouth	OHL	54	13	18	31	51

**RYAN REHILL** Defenseman  
Born: Edmonton, Alta.; November 7, 1995; Shoots right. 6'3", 215 lbs.; New Jersey's 4th choice (5th round), 131st overall.

Year	Team	League	GP	G	A	PTS	PIM
2009-10	Maple Leaf	AMBHL	33	6	17	23	56
2010-11	Maple Leaf	REMHL	4	0	1	1	19
2011-12	South Side	NAMHL	18	6	12	18	70
	Maple Leaf	AMHL	12	1	3	4	24
	Beverly	CJHL	6	0	0	0	14
2012-13	Kamloops	WHL	46	0	3	3	104
2013-14	Kamloops	WHL	72	4	16	20	*182

\*Led League

**JOEY DUDEK** Center  
Born: Derry, NH; January 29, 1996; Shoots right. 5'11", 180 lbs.; New Jersey's 5th choice (6th round), 152nd overall.

Year	Team	League	GP	G	A	PTS	PIM
2010-11	Pinkerton Acad.	NH	-	14	25	39	8
2011-12	Pinkerton Acad.	NH	-	20	34	54	48
2012-13	Kimball Union	NH	29	17	25	42	-
2013-14	Kimball Union	NH	25	9	35	44	-

**BRANDON BADDOCK** Left Wing  
Born: Vermilion, Alta.; March 29, 1995; Shoots left. 6'4", 205 lbs.; New Jersey's 6th choice, 161st overall.

Year	Team	League	GP	G	A	PTS	PIM
2008-09	Wainwright	AMBHL	27	16	11	27	18
2009-10	Lloydminster	AMBHL	33	11	10	21	42
2010-11	Lloydminster	AMMHL	38	27	23	50	116
2011-12	Lloydminster	AJHL	41	2	1	3	91
	Edmonton	WHL	1	0	0	0	0
2012-13	Edmonton	WHL	59	7	4	11	73
2013-14	Edmonton	WHL	56	6	11	17	128
	Lloydminster	AJHL	-	-	-	-	-

**Not attending training camp (2014-15/2015-16 teams):**  
**Joshua Jacobs** (Michigan St., Big 10); **Joey Dudek** (Dubuque, USHL/Boston Coll., HE).

**DEVILS' 2014 ENTRY DRAFT SUMMARY**

<b>1st round</b>	30th overall (Mar. 6, 2014 NHL decision)	<b>5th round</b>	131st overall
<b>2nd round</b>	41st overall	<b>6th round</b>	152nd overall from Florida (Sept. 28, 2013 transaction)
<b>3rd round</b>	71st overall		161st overall
<b>4th round</b>	101st overall to Winnipeg (Feb. 13, 2013 transaction)	<b>7th round</b>	191st overall to Arizona (Apr. 3, 2013 transaction)

<b>Rd./ Overall Player</b>	<b>2013</b>	<b>Pos.</b>
2/42 Steven Santini	D	C
3/73 Ryan Kujawinski	D	C
4/100 Miles Wood	LW	RW
6/160 Myles Bell	RW	G
7/208 Anthony Brodeur	G	

<b>Rd./ Overall Player</b>	<b>2012</b>	<b>Pos.</b>
1/29 Stefan Matteau	LW	D
2/60 Damon Severson	D	RW
3/90 Ben Johnson	RW	LW
4/96 Ben Thomson	LW	C
5/135 Graham Black	C	C
6/150 Alexander Kerfoot	C	C
6/180 Artur Gavrus	C	

<b>Rd./ Overall Player</b>	<b>2011</b>	<b>Pos.</b>
1/4 Adam Larsson	D	C
3/75 Blake Coleman	C	RW
4/99 Reid Boucher	RW	LW
5/129 Blake Pietila	LW	D
6/159 Reece Scarlett	D	D
7/189 Patrick Daly	D	

<b>Rd./ Overall Player</b>	<b>2010</b>	<b>Pos.</b>
2/38 Jon Merrill	D	G
3/84 Scott Wedgewood	G	D
4/114 Joe Faust	D	G
6/174 Maxime Clermont	G	RW
7/204 Mauro Jorg	RW	

<b>Rd./ Overall Player</b>	<b>2009</b>	<b>Pos.</b>
1/20 Jacob Josefson	C	D
2/54 Eric Gelinas	D	D
3/73 Alexander Urbom	D	D
4/114 Seth Helgeson	D	LW
5/144 Derek Rodwell	LW	LW
6/174 Ashton Bernard	LW	D
7/204 Curtis Gedig	D	

<b>Rd./ Overall Player</b>	<b>2008</b>	<b>Pos.</b>
1/24 Mattias Tedenby	RW	D
2/52 Brandon Burlon	D	C
2/54 Patrice Cormier	C	D
3/82 Adam Henrique	C	D
4/112 Matt Delahey	D	LW
5/142 Kory Nagy	LW	C
6/172 David Wohlberg	C	D
7/202 Harry Young	D	LW
7/205 J.S. Berube	LW	

<b>Rd./ Overall Player</b>	<b>2007</b>	<b>Pos.</b>
1/24 Mike Hoeffel	LW	RW
3/79 Nick Palmieri	RW	D
3/87 Corbin McPherson	D	RW
4/117 Matt Halischuk	RW	RW
6/177 Villi Sopanen	RW	D
7/207 Ryan Molle	D	

<b>Rd./ Overall Player</b>	<b>2006</b>	<b>Pos.</b>
1/30 Matthew Corrente	D	LW
2/58 Alexander Vasyunov	LW	D
3/67 Kirill Tulupov	D	LW
3/77 Vladimir Zharkov	LW	D
4/107 Tyler Miller	D	D
5/148 Olivier Magnan	D	RW
6/178 Tony Romano	D	RW
7/208 Kyeil Henegan	RW	

<b>Rd./ Overall Player</b>	<b>2005</b>	<b>Pos.</b>
1/23 Niclas Bergfors	RW	G
2/38 Jeff Frazee	G	D
3/84 Mark Fraser	D	RW
4/99 Patrick Davis	RW	D
5/155 Mark Fayne	D	D
6/170 Sean Zimmerman	D	C
7/218 Alexander Sundstrom	C	

<b>Rd./ Overall Player</b>	<b>2004</b>	<b>Pos.</b>
1/20 Travis Zajac	C	D
5/155 Alexander Mikhalishin	D	G
6/185 Josh Disher	G	LW
7/216 P.L. Letourneau-Leblond	LW	D
7/217 Tyler Eckford	D	RW
8/250 Nathan Perkovich	RW	D
9/282 Valeri Klimov	D	

<b>Rd./ Overall Player</b>	<b>2003</b>	<b>Pos.</b>
1/17 Zach Parise	LW	D
2/42 Petr Vrana	C	D
3/93 Ivan Khomutov	C	D
5/187 Zach Tarkir	C	G
6/197 Jason Smith	G	C
8/281 Joey Tenute	C	LW
9/292 Arseny Bondarev	LW	

<b>Rd./ Overall Player</b>	<b>2002</b>	<b>Pos.</b>
2/51 Anton Kadeykin	D	RW
2/53 Barry Tallackson	RW	LW
3/64 Jason Ryznar	LW	D
3/84 Marek Chvalat	LW	LW
3/85 Ahren Nittel	LW	RW
4/117 Cam Janssen	RW	D
5/154 Krisjanis Redlids	C	C
6/187 Eric Johansson	C	RW
7/218 Ilkka Pikkarainen	RW	D
8/250 Dan Glover	D	LW
9/281 Bill Kinkel	LW	

<b>Rd./ Overall Player</b>	<b>2001</b>	<b>Pos.</b>
1/28 Adrian Foster	LW	RW
2/44 Igor Pohanaka	RW	LW
2/48 Tuomas Pihlman	LW	D
2/60 Victor Uchevator	D	RW
3/67 Robin Leblanc	RW	C
3/72 Brandon Nolan	C	LW
4/128 Andrei Posnov	LW	RW
5/163 Andreas Salomonsson	LW	C
6/194 James Massen	RW	C
8/229 Aaron Voros	C	D
8/257 Evgeny Gamalei	D	

<b>Rd./ Overall Player</b>	<b>2000</b>	<b>Pos.</b>
1/22 David Hale	D	RW
2/39 Teemu Laine	RW	D
2/56 Aleksander Sjuglobov	RW	D
2/57 Matt DeMarchi	D	D
2/62 Paul Martin	D	LW
3/67 Max Bribraer	LW	LW
3/76 Mike Rupp	LW	D
4/125 Phil Cole	D	G
5/135 Mike Jefferson	C	D
5/164 Matus Kostur	G	D
6/194 Deryk Engelland	D	LW
7/198 Ken Magowan	LW	C
8/257 Warren McCutcheon	C	

<b>Rd./ Overall Player</b>	<b>1999</b>	<b>Pos.</b>
1/27 Ari Ahonen	G	D
2/42 Mike Commodore	D	LW
2/50 Brett Clouthier	LW	D
3/95 Andre Lakos	D	LW
4/100 Teemu Kesa	D	LW
6/185 Scott Cameron	LW	C
7/214 Chris Hartsburg	C	RW
8/242 Justin Dziama	RW	

<b>Rd./ Overall Player</b>	<b>1998</b>	<b>Pos.</b>
1/26 Mike Van Ryn	D	C
1/27 Scott Gomez	C	C
2/37 Christian Berglund	D	RW
3/82 Brian Gionta	RW	D
4/96 Mikko Jokela	D	LW
4/105 Pierre Dagenais	LW	LW
5/119 Anton But	LW	LW
5/143 Ryan Flinn	LW	LW
6/172 Jacques Lariviere	LW	RW
7/199 Erik Jensen	RW	C
8/227 Marko Ahoisilta	C	C
9/257 Ryan Held	C	

<b>Rd./ Overall Player</b>	<b>1997</b>	<b>Pos.</b>
1/24 J.F. Dampousse	G	C
2/38 Stanislas Gron	C	D
4/104 Lucas Nehrling	D	LW
5/131 Jiri Bicek	LW	D
6/159 Sascha Goc	C	RW
7/188 Mathieu Benoit	RW	D
8/215 Scott Clemmensen	G	D
9/241 Jan Srdinko	D	

<b>Rd./ Overall Player</b>	<b>1996</b>	<b>Pos.</b>
1/10 Lance Ward	D	LW
2/38 Wes Mason	LW	D
2/41 Josh DeWolf	D	LW
2/47 Pierre Dagenais	LW	RW
2/49 Colin White	D	D
3/63 Scott Parker	C	D
4/91 Josef Boumedienne	D	C
4/101 Josh MacNevin	D	C
5/118 Glenn Crawford	C	RW
6/145 Sean Ritohlin	RW	D
7/173 Daryl Andrews	RW	D
8/199 Willie Mitchell	RW	D
8/205 Jason Bertsch	RW	D
9/225 Pasi Petrilainen	D	

<b>Rd./ Overall Player</b>	<b>1995</b>	<b>Pos.</b>
1/18 Petr Sykora	C	RW
2/44 Nathan Perrott	RW	D
3/70 Sergei Vyshedkevich	D	RW
3/78 David Gosselin	RW	D
4/79 Alyn McCauley	C	D
4/96 Henrik Rehnberg	D	G
5/122 Chris Mason	G	LW
6/148 Adam Young	LW	D
7/174 Richard Rochefort	C	G
8/200 Frederic Henry	G	D
9/226 Colin O'Hara	D	

<b>Rd./ Overall Player</b>	<b>1994</b>	<b>Pos.</b>
1/25 Vadim Sharifjanov	RW	LW
2/51 Patrik Elias	LW	D
3/71 Sheldon Souray	D	LW
4/103 Zdenek Skorepa	LW	C
5/129 Christian Gosselin	D	C
6/134 Ryan Smart	C	G
6/155 Luciano Caravaggio	G	C
7/181 Jeff Williams	C	LW
8/207 Eric Bertrand	LW	C
9/233 Steve Sullivan	C	G
10/259 Scott Swanjond	C	C
11/269 Mike Hanson	G	

<b>Rd./ Overall Player</b>	<b>1993</b>	<b>Pos.</b>
1/13 Denis Pederson	C	LW
2/32 Jay Pandolfo	LW	C
2/39 Brendan Morrison	C	LW
3/65 Krzysztof Oliwa	LW	RW
5/110 John Guirestante	RW	C
6/143 Steve Brule	C	D
7/169 Nikolai Zavarukhin	C	D
8/195 Thomas Cullen	D	D
9/221 Judd Lambert	G	RW
10/247 Jimmy Provencher	RW	RW
11/273 Mike Legg	C	

<b>Rd./ Overall Player</b>	<b>1992</b>	<b>Pos.</b>
1/18 Jason Smith	D	D
2/42 Sergei Brylin	C	D
3/66 Cale Hulse	C	D
4/90 Vitaly Tomilin	C	LW
4/94 Scott McCabe	D	D
5/114 Ryan Black	LW	D
6/138 Daniel Trebil	D	D
7/162 Gordie Kinnear	D	LW
8/186 Stephane Yelle	C	D
9/210 Jeff Toms	LW	D
10/234 Heath Weenk	D	LW
11/258 Vladimir Yakovenko	LW	

<b>Rd./ Overall Player</b>	<b>1991</b>	<b>Pos.</b>
1/3 Scott Niedermayer	D	LW
1/11 Brian Rolston	LW	C
2/33 Donevan Hextall	LW	C
3/55 Fredrik Lindqvist	C	D
4/77 Brad Wilner	D	LW
6/121 Curt Regnier	LW	D
7/143 David Craievich	D	C
8/165 Paul Wolanski	D	C
9/187 Dan Reimann	C	D
11/231 Kevin Riehl	C	D
12/253 Jason Hehr	D	

<b>Rd./ Overall Player</b>	<b>1990</b>	<b>Pos.</b>
1/20 Martin Brodeur	G	D
2/24 David Harlock	D	RW
2/29 Chris Gotziaman	G	D
3/53 Michael Dunham	D	RW
3/56 Brad Bombardir	D	RW
4/64 Mike Bodnarчук	RW	D
5/95 Dean Malkoc	D	RW
5/104 Petr Kuchyna	RW	D
6/116 Lubomir Kolnik	D	D
7/137 Chris McAlpine	D	RW
9/179 Jaroslav Modry	G	D
10/200 Corey Schabek	RW	D
11/221 Valeri Zelepukin	D	D
12/242 Todd Reirden	D	

<b>Rd./ Overall Player</b>	<b>1989</b>	<b>Pos.</b>
1/5 Bill Guerin	RW	C
1/18 Jason Miller	C	C
2/26 Jarrod Skalde	C	LW
3/47 Scott Pellerin	LW	G
5/89 Mike Heinke	G	D
6/110 David Emma	C	D
8/152 Sergei Starikov	D	LW
9/173 Andre Faust	C	C
11/215 Jason Simon	LW	C
12/236 Peter Larsson	C	

<b>Rd./ Overall Player</b>	<b>1988</b>	<b>Pos.</b>
1/12 Corey Foster	D	D
2/23 Jeff Christian	LW	LW
3/54 Zdeno Ciger	LW	LW
4/65 Matt Rudyty	LW	RW
4/75 Scott Luik	RW	

<b>Rd./ Overall Player</b>	<b>1988 (cont.)</b>	<b>Pos.</b>
5/96 Chris Nelson	D	C
6/117 Chad Johnson	C	G
7/138 Chad Erickson	C	G
8/159 Bryan LaFort	G	RW
9/180 Sergei Svetlov	RW	D
10/201 Bob Woods	D	C
10/207 Alexander Semak	C	C
11/222 Chuck Hughes	C	C
12/243 Michael Pohl	C	

<b>Rd./ Overall Player</b>	<b>1987</b>	<b>Pos.</b>
1/12 Brendan Shanahan	RW	D
2/23 Ricard Persson	D	RW
4/65 Brian Sullivan	RW	D
5/87 Kevin Dean	C	C
6/107 Ben Hankinson	C	LW
7/128 Tom Neziol	LW	RW
8/149 Jim Dowd	RW	D
9/170 John Blessman	D	G
10/191 Peter Fry	G	C
11/212 Alain Charland	C	

<b>Rd./ Overall Player</b>	<b>1986</b>	<b>Pos.</b>
1/3 Neil Brady	C	D
2/24 Todd Copeland	D	C
3/45 Janne Ojanen	C	D
3/62 Marc Laniel	D	C
4/66 Anders Carlsson	C	RW
6/108 Troy Crowder	RW	C
7/129 Kevin Todd	C	RW
8/150 Ryan Pardoski	RW	D
9/171 Scott McCormack	D	G
10/192 Frederic Chabot	G	LW
11/213 John Andersen	LW	RW
12/236 Doug Kirton	RW	

<b>Rd./ Overall Player</b>	<b>1985</b>	<b>Pos.</b>
1/3 Craig Wolanin	D	G
2/24 Sean Burke	G	D
2/32 Eric Weinrick	D	D
3/45 Myles O'Connor	D	LW
4/66 Gregg Polak	LW	RW
6/108 Bill McMillan	RW	D
7/129 Kevin Schrader	D	C
8/150 Ed Krayner	C	

<b>Rd./ Overall Player</b>	<b>1985 (cont.)</b>	<b>Pos.</b>
9/171 Jamie Huscroft	D	LW
10/192 Terry Shold	LW	C
11/213 Jamie McKinley	C	D
12/234 David Williams	D	

<b>Rd./ Overall Player</b>	<b>1984</b>	<b>Pos.</b>
1/2 Kirk Muller	C	C
2/23 Craig Billington	C	D
3/44 Neil Davey	D	C
4/74 Paul Ysebaert	C	C
5/86 Jon Morris	C	C
6/107 Kirk McLean	D	C
7/128 Ian Ferguson	D	C
8/149 Vladimir Kames	D	D
9/171 Mike Roth	D	D
10/190 Mike Piiparinen	D	LW
11/221 Jarkko Piiparinen	LW	D
12/231 Chris Hiene	C	

<b>Rd./ Overall Player</b>	<b>1983</b>	<b>Pos.</b>
1/6 John MacLean	RW	D
2/24 Shawn Evans	D	G
5/87 Chris Terreri	D	D
6/108 Gordon Mark	D	RW
7/129 Greg Vtushesvski	RW	D
8/150 Viacheslav Fetisov	D	D
9/171 Jay Ocaete	D	C
4/66 Alexander Chernykh	C	LW
11/213 Allan Stewart	LW	D
12/234 Alexei Kasatonov	D	

<b>Rd./ Overall Player</b>	<b>1982</b>	<b>Pos.</b>
1/8 Rocky Trotter	RW	D
1/18 Ken Daneyko	C	D
3/43 Pat Verbeek	C	C
3/54 Dave Kasper	C	D
5/85 Scott Brydges	D	RW
6/106 Mike Moher	RW	LW
7/127 Paul Fulcher	LW	D
8/148 John Hutchings	D	D
9/169 Alan Hepple	D	D
10/190 Brent Shaw	RW	RW
10/207 Tony Gilliard	RW	LW
11/211 Scott Fusco	LW	C
12/232 Dan Dorion	C	

**SUPPLEMENTAL DRAFT HISTORY**

<b>Rd./ Overall Player</b>	<b>1991</b>	<b>Pos.</b>
3/17 Rob Kruhlak	G	

<b>Rd./ Overall Player</b>	<b>1989</b>	<b>Pos.</b>
1/5 C.J. Young	RW	G
2/10 Mark Romaine	G	

<b>Rd./ Overall Player</b>	<b>1987</b>	<b>Pos.</b>
1/2 John Walker	LW	RW
2/7 Jeff Madill	RW	

<b>Rd./ Overall Player</b>	<b>1990</b>	<b>Pos.</b>
3/15 Mike Haviland	RW	



SEASON	ENTRY DRAFTS	TRADES/WAIVERS	FREE AGENTS
<b>1994-95</b> 22-19-8, 52 Pts. <b>STANLEY CUP CHAMPIONS</b>	<b>PATRIK ELIAS</b> (2nd rd./51st overall)		
<b>1995-96</b> • 37-33-12, 86 Pts. • 6th Place, Atlantic Division			
<b>1996-97</b> • 45-23-14, 104 Pts. • <b>ATLANTIC DIVISION CHAMPIONS</b>			
<b>1997-98</b> • 48-23-11, 107 Pts. • <b>ATLANTIC DIVISION CHAMPIONS</b>			
<b>1998-99</b> • 47-24-11, 105 Pts. • <b>ATLANTIC DIVISION CHAMPIONS</b>			
<b>1999-00</b> • 45-24-8-5, 103 Pts. • <b>STANLEY CUP CHAMPIONS</b>			
<b>2000-01</b> • 48-19-12-3, 111 Pts. • <b>EASTERN CONFERENCE CHAMPIONS</b>			
<b>2001-02</b> • 41-28-9-4, 95 Pts. • 3rd Place, Atlantic Division			
<b>2002-03</b> • 46-20-10-6, 108 Pts. • <b>STANLEY CUP CHAMPIONS</b>			
<b>2003-04</b> • 43-25-12-2, 100 Pts. • 2nd Place, Atlantic Division			
<b>2004-05</b>	<b>TRAVIS ZAJAC</b> (1st rd./20th overall)		
<b>2005-06</b> 46-27-9, 101 Pts. <b>ATLANTIC DIVISION CHAMPIONS</b>			<b>ANDY GREENE</b> (amateur f.a., 4/4/06)
<b>2006-07</b> • 49-24-9, 107 Pts. • <b>ATLANTIC DIVISION CHAMPIONS</b>			
<b>2007-08</b> 46-29-7, 99 Pts. 2nd Place, Atlantic Division	<b>CORBIN McPHERSON</b> (3rd rd./87th overall)	<b>BRYCE SALVADOR</b> (from StL., 2/26/08)	<b>DAINIUS ZUBRUS</b> (pro f.a., 7/3/07)
<b>2008-09</b> 51-27-4, 106 Pts. <b>ATLANTIC DIVISION CHAMPIONS</b>	<b>BRANDON BURLON</b> (2nd rd./52nd overall) <b>ADAM HENRIQUE</b> (3rd rd./82nd overall) <b>DAVID WOHLBERG</b> (6th rd./172nd overall)		
<b>2009-10</b> 48-27-7, 103 Pts. <b>ATLANTIC DIVISION CHAMPIONS</b>	<b>JACOB JOSEFSON</b> (1st rd./20th overall) <b>ERIC GELINAS</b> (2nd rd./54th overall) <b>SETH HELGESON</b> (4th rd./114th overall)	<b>TIM SESTITO</b> (from Edm., 7/9/09)	
<b>2010-11</b> 38-39-5, 81 Pts. 4th Place, Atlantic Division	<b>JON MERRILL</b> (2nd rd./38th overall) <b>SCOTT WEDGEWOOD</b> (3rd rd./84th overall) <b>JOE FAUST</b> (4th rd./114th overall) <b>MAXIME CLERMONT</b> (6th rd./174th overall)		<b>DAN KELLY</b> (amateur f.a., 5/19/10) <b>STEPHEN GIONTA</b> (pro f.a., 8/26/10) <b>MIKE SISLO</b> (amateur f.a., 4/6/11)
<b>2011-12</b> 46-28-6, 102 Pts. <b>EASTERN CONFERENCE CHAMPIONS</b>	<b>ADAM LARSSON</b> (1st rd./4th overall) <b>REID BOUCHER</b> (4th rd./99th overall) <b>REECE SCARLETT</b> (6th rd./159th overall)	<b>RYAN CARTER</b> (waivers/Fla., 4/10/26/11) <b>MAREK ZIDLICKY</b> (from Min., 2/24/12)	<b>KEITH KINKAID</b> (amateur f.a., 4/18/11) <b>CAM JANSEN</b> (pro f.a., 7/14/11) <b>PETER HARROLD</b> (pro f.a., 8/12/11) <b>STEVE BERNER</b> (pro f.a., 10/27/11)
<b>2012-13</b> 19-19-10, 48 Pts. 5th Place, Atlantic Division	<b>STEFAN MATTEAU</b> (1st rd./29th overall) <b>DAMON SEVERSON</b> (2nd rd./60th overall) <b>BEN JOHNSON</b> (3rd rd./90th overall) <b>BEN THOMSON</b> (4th rd./96th overall) <b>GRAHAM BLACK</b> (6th rd./135th overall)		
<b>2013-14</b> 35-29-18, 88 Pts. 6th Place, Metropolitan Division	<b>RYAN KUJAWINSKI</b> (3rd rd./73rd overall) <b>MYLES BELL</b> (6th rd./160th overall) <b>ANTHONY BRODEUR</b> (7th rd./208th overall)	<b>CORY SCHNEIDER</b> (from Van., 6/30/13) <b>SCOTT TIMMINS</b> (from Fla., 9/28/13) <b>TUOMO RUUTU</b> (from Car., 3/5/14)	<b>JOE WHITNEY</b> (pro f.a., 5/1/13) <b>RYANE CLOWE</b> (pro f.a., 7/5/13) <b>MICHAEL RYDER</b> (pro f.a., 7/5/13) <b>DARCY ZAJAC</b> (pro f.a., 7/6/13) <b>ROD PELLEY</b> (pro f.a., 7/8/13) <b>RAMAN HRABARENKA</b> (pro f.a., 7/12/13) <b>JAROMIR JAGR</b> (pro f.a., 7/23/13) <b>DAMIEN BRUNNER</b> (pro f.a., 9/24/13)
<b>2014-15</b>	<b>JOHN QUENNEVILLE</b> (1st rd./30th overall) <b>CONNOR CHATHAM</b> (3rd rd./71st overall) <b>RYAN REHILL</b> (5th rd./131st overall) <b>BRANDON BADDOCK</b> (6th rd./161st overall)		<b>MIKE CAMMALLERI</b> (pro f.a., 7/1/14) <b>SCOTT CLEMMENSEN</b> (pro f.a., 7/1/14) <b>MARTIN HAVLAT</b> (pro f.a., 7/1/14)

TOTALS: (28) (7) (20)

**GOALTENDERS**

PLAYER	HT	WT	C	PLACE OF BIRTH	DATE	2013-14 CLUB	GP	W	L	OT	GA	SO	GAA
BRODEUR, Anthony	5-11	185	L	Paterson, NJ	6/8/95	Gatineau, QMJHL	30	13	10	2	71	2	2.90
CLERMONT, Maxime	6-2	200	L	Des Moines, IA	7/23/77	San Antonio, AHL Florida, NHL	11	4	7	0	31	1	2.85
						Albany, AHL	17	6	7	1	47	0	3.09
						Elmira, ECHL	2	0	1	0	3	0	2.00
						Orlando, ECHL	17	6	9	1	51	0	3.34
						Albany, AHL	10	5	3	1	30	1	3.35
KINKAID, Keith	6-2	195	L	Farmingville, NY	7/4/89	Albany, AHL	43	24	13	5	96	4	2.29
SCHNEIDER, Cory	6-2	205	L	Marblehead, MA	3/18/86	DEVILS, NHL	45	16	15	12	88	3	1.97
WEDGEWOOD, Scott	6-2	190	L	Etobicoke, Ont.	8/14/92	Albany, AHL	36	16	14	3	79	4	2.39

**DEFENSEMEN**

PLAYER	HT	WT	S	PLACE OF BIRTH	DATE	2013-14 CLUB	GP	G	A	PTS	PIM
BURLON, Brandon	6-0	190	L	Nobleton, Ont.	3/5/90	Albany, AHL	54	5	6	11	39
FAUST, Joe	6-0	205	R	Edina, MN	11/15/91	Wisconsin, Big 10 Albany, AHL	37	2	12	14	8
						Albany, AHL	-	-	-	-	-
						Albany, AHL	13	1	4	5	10
						DEVILS, NHL	60	7	22	29	22
GREENE, Andy	5-11	190	L	Trenton, MI	10/30/82	DEVILS, NHL	82	8	24	32	32
HARRROLD, Peter	5-11	180	R	Kirtland Hills, OH	6/8/83	DEVILS, NHL	33	0	4	4	14
HELGESON, Seth	6-4	215	L	Fanbuait, MN	10/8/90	Albany, AHL	75	1	9	10	100
HRABARENKA, Raman	6-5	235	R	Mogilev, Bel.	8/24/92	Elmira, ECHL Albany, AHL	5	0	2	2	4
						Belarus, WC-A	48	6	15	21	26
						Albany, AHL	8	0	2	2	2
						DEVILS, NHL	71	3	14	17	86
KELLY, Dan	6-1	210	L	Morrisonville, NY	5/17/89	Albany, AHL	26	1	2	3	12
LARSSON, Adam	6-3	210	R	Skefiletea, Swe.	11/12/92	DEVILS, NHL	33	3	16	19	16
						Albany, AHL	69	0	10	10	41
McPHERSON, Corbin	6-5	220	R	Folsom, CA	9/7/88	Albany, AHL	15	2	8	10	0
MERRILL, Jon	6-3	205	L	Oklahoma City, OK	2/3/92	Albany, AHL	52	2	9	11	12
						DEVILS, NHL	72	4	16	20	182
REHILL, Ryan	6-3	215	R	Edmonton, Alta.	11/7/95	DEVILS, NHL	48	6	14	20	18
SALVADOR, Bryce	6-2	185	R	Edmonton, Alta.	3/31/93	Albany, AHL	64	15	46	61	63
SCARLETT, Reece	6-2	205	R	Brandon, Man.	8/7/94	Kelowna, WHL	81	12	30	42	60
SEVERSON, Damon	5-11	190	R	Most, Czech Rep.	2/3/77	DEVILS, NHL	5	2	2	4	8
ZIDLICKY, Marek						Czech Rep., Olym.					

**FORWARDS**

PLAYER	HT	WT	S	PLACE OF BIRTH	DATE	2013-14 CLUB	GP	G	A	PTS	PIM
BADDOCK, Brandon	6-4	210	L	Vermilion, Alta.	3/29/95	Edmonton, WHL Lloydminster, AJHL	56	6	11	17	128
						Kelowna, WHL	-	-	-	-	-
BELL, Myles	6-0	220	R	Calgary, Alta.	8/19/93	DEVILS, NHL	69	42	35	77	51
BLANCHARD, Connor	6-3	215	R	Quebec City, Que.	3/31/85	DEVILS, NHL	78	3	9	12	33
BLACK, Graham	6-0	190	L	Regina, Sask.	1/13/93	Swift Current, WHL Albany, AHL	69	34	63	97	43
						Albany, AHL	2	0	0	0	0
BOUCHER, Reid	5-10	190	L	Lansing, MI	9/8/93	Albany, AHL	56	22	16	38	10
						DEVILS, NHL	23	2	5	7	4
						DEVILS, NHL	60	11	14	25	26
BRUNNER, Damien	5-11	185	R	Zurich, Swi.	3/9/86	Switzerland, Olym. Switzerland, WC-A	4	0	0	0	0
						Switzerland, WC-A	7	3	3	6	4
CAMMALLERI, Mike	5-9	190	L	Richmond Hill, Ont.	6/8/82	Calgary, NHL	63	26	19	45	26
CARTER, Ryan	6-2	205	L	White Bear Lake, MN	8/3/83	DEVILS, NHL	62	7	3	10	35
CHATHAM, Connor	6-2	225	R	Belleville, IL	10/30/95	Plymouth, OHL	54	13	18	31	53
CLOWE, Ryane	6-3	225	L	St. John's, Nfld.	9/30/82	DEVILS, NHL	43	7	19	26	33
ELIAS, Patrik	6-1	195	L	Trebitz, Czech Rep.	4/13/76	DEVILS, NHL	65	18	35	53	30
						Czech Rep., Olym.	3	0	1	1	0
GIONTA, Stephen	5-7	185	R	Rochester, NY	10/9/83	DEVILS, NHL	66	4	7	11	18
HAVLAT, Martin	6-2	210	L	Mla. Boleslav, Czech Rep.	4/19/81	San Jose, NHL	48	12	10	22	10
HENRIQUE, Adam	6-0	195	L	Brantford, Ont.	2/6/90	DEVILS, NHL	77	25	18	43	20
JAGR, Jaromir	6-3	230	L	Kladno, Czech Rep.	2/15/72	DEVILS, NHL	82	24	43	67	46
						Czech Rep., Olym.	5	2	1	3	2
						Czech Rep., WC-A	10	4	4	8	14
JANSEN, Cam	6-0	210	R	St. Louis, MO	4/15/84	Albany, AHL	27	0	3	3	24
						DEVILS, NHL	24	3	0	3	22
JOHNSON, Ben	6-0	195	L	Hancock, MI	6/7/94	Windsor, OHL Albany, AHL	59	28	25	53	30
						Albany, AHL	5	0	1	0	0
JOSEFSON, Jacob	6-0	190	L	Stockholm, Swe.	3/2/91	DEVILS, NHL	27	1	2	3	4
KUJAWINSKI, Ryan	6-2	200	L	Kirkland Lk., Ont.	3/30/95	Kingston, OHL	45	23	18	41	39
MATTEAU, Stefan	6-2	220	L	Chicago, IL	2/23/94	Albany, AHL	67	13	13	26	66
						United States, WJC-A	5	3	1	4	10
PELLEY, Rod	6-0	205	L	Kitimat, B.C.	9/1/84	Albany, AHL	74	13	7	20	55
QUENNEVILLE, John	6-1	200	L	Edmonton, Alta.	4/16/96	Brandon, WHL	61	25	33	58	71
RUUTU, Tuomo	6-0	205	L	Vantaa, Fin.	2/16/83	Carolina, NHL Finland, Olym.	57	5	11	16	34
						DEVILS, NHL	6	1	4	5	2
						DEVILS, NHL	19	3	5	8	10
RYDER, Michael	6-1	200	R	St. John's, Nfld.	3/31/80	DEVILS, NHL	82	18	16	34	18
SESTITO, Tim	5-11	195	L	Rome, NY	8/28/84	Albany, AHL	51	13	14	27	79
						DEVILS, NHL	16	0	3	2	2
SISLO, Mike	5-11	195	R	Superior, WI	1/20/88	Albany, AHL	59	23	18	41	26
						DEVILS, NHL	14	0	0	0	0
THOMSON, Ben	6-4	210	L	Brampton, Ont.	1/16/93	Kitchener, OHL North Bay, OHL	12	3	3	6	34
						Albany, AHL	43	24	15	39	56
TIMMINS, Scott	6-0	200	L	Hamilton, Ont.	9/11/89	Albany, AHL	61	13	26	39	26
WHITNEY, Joe	5-6	170	L	Reading, MA	2/6/88	Albany, AHL	73	22	31	53	34
						DEVILS, NHL	1	0	0	0	0
WOHLBERG, David	6-1	195	L	Southfield, MI	7/18/90	Albany, AHL	62	5	7	12	41
ZAJAC, Darcy	6-1	205	R	Winnipeg, Man.	9/23/86	Albany, AHL	19	1	5	6	43
ZAJAC, Travis	6-3	205	R	Winnipeg, Man.	5/13/85	DEVILS, NHL	80	18	30	48	28
ZUBRUS, Dainius	6-5	225	L	Elektrėnai, Lit.	6/16/78	DEVILS, NHL	82	13	13	26	46
						Lithuania, WC-1B					

# **DEVILS DEN** **TEAM STORE**

## Prudential Center

Located next to the PNC Bank Tower,  
at the corner of Mulberry Street and Edison Place.

MONDAY-SATURDAY  
11AM-6PM  
OPEN LATE ON GAME NIGHTS

973-757-6230

 **WE'RE ALL  
DEVILS  
INSIDE**



*In 2013-14, Jaromir Jagr  
was named the Devils' Most  
Valuable Player by his  
teammates.*

**2013-14 SEASON IN REVIEW**



2013-14 FINAL NHL STANDINGS

**EASTERN CONFERENCE  
METROPOLITAN DIVISION**

TEAM	GP	W	L	OT	GF	GA	PTS
PITTSBURGH	82	51	24	7	249	207	109
NY RANGERS	82	45	31	6	218	193	96
PHILADELPHIA	82	42	30	10	236	235	94
COLUMBUS	82	43	32	7	231	216	93
WASHINGTON	82	38	30	14	235	240	90
<b>NEW JERSEY</b>	<b>82</b>	<b>35</b>	<b>29</b>	<b>18</b>	<b>207</b>	<b>208</b>	<b>88</b>
CAROLINA	82	36	35	11	207	230	83
NY ISLANDERS	82	34	37	11	225	267	79

**ATLANTIC DIVISION**

TEAM	GP	W	L	OT	GF	GA	PTS
BOSTON	82	54	19	9	261	177	117
TAMPA BAY	82	46	27	9	240	215	101
MONTREAL	82	46	28	8	215	204	100
DETROIT	82	39	28	15	222	230	93
OTTAWA	82	37	31	14	236	265	88
TORONTO	82	38	36	8	231	256	84
FLORIDA	82	29	45	8	196	268	66
BUFFALO	82	21	51	10	157	248	52

**INDIVIDUAL SCORING LEADERS**

PLAYER	TEAM	GP	G	A	PTS	+/-	PIM
SIDNEY CROSBY	PITTSBURGH	80	36	68	104	18	46
RYAN GETZLAF	ANAHEIM	77	31	56	87	28	31
CLAUDE GIROUX	PHILADELPHIA	82	28	58	86	7	46
TYLER SEGUIN	DALLAS	80	37	47	84	16	18
COREY PERRY	ANAHEIM	81	43	39	82	32	65
PHIL KESSEL	TORONTO	82	37	43	80	5	27
TAYLOR HALL	EDMONTON	75	27	53	80	15	44
ALEX OVECHKIN	WASHINGTON	78	51	28	79	35	48
JOE PAVELSKI	SAN JOSE	82	41	38	79	23	32
JAMIE BENN	DALLAS	81	34	45	79	21	64
NICKLAS BACKSTROM	WASHINGTON	82	18	61	79	20	54

**DEFENSEMEN SCORING LEADERS**

PLAYER	TEAM	GP	G	A	PTS	+/-	PIM
ERIK KARLSSON	OTTAWA	82	20	54	74	15	36
DUNCAN KEITH	CHICAGO	79	6	55	61	22	28
SHEA WEBER	NASHVILLE	79	23	33	56	2	52
DUSTIN BYFUGLIEN	WINNIPEG	78	20	36	56	20	86
VICTOR HEDMAN	TAMPA BAY	75	13	42	55	5	53

**ROOKIE SCORING LEADERS**

PLAYER	TEAM	GP	G	A	PTS	+/-	PIM
NATHAN MacKINNON	COLORADO	82	24	39	63	20	26
ONDREJ PALAT	TAMPA BAY	81	23	36	59	32	20
TYLER JOHNSON	TAMPA BAY	82	24	26	50	23	26
TORY KRUG	BOSTON	79	14	26	40	18	28
NICK BJUGSTAD	FLORIDA	76	16	22	38	14	16

**INDIVIDUAL LEADERS**

GOAL SCORING			ASSISTS			GOALS AGAINST AVG. (25 GPI)		
OVECHKIN	WSH	51	CROSBY	PIT	68	HARDING	MIN	1.65
PERRY	ANA	43	THORNTON	SJ	65	ELLIOTT	STL	1.96
PAVELSKI	SJ	41	BACKSTROM	WSH	61	SCHNEIDER	NJ	1.97
<b>POWER PLAY GOALS</b>			<b>SHORT HAND GOALS</b>			<b>RISK</b>		
OVECHKIN	WSH	24	JOHNSON	TB	5	QUICK	BOS	2.04
PAVELSKI	SJ	16	MARCHAND	BOS	5	JOHNSON	BOS	2.07
SIMMONDS	PHI	15	TWO PLAYERS WITH	4	BISHOP	TB	2.10	
<b>POWER PLAY ASSISTS</b>			<b>SHORT HAND ASSISTS</b>			<b>WINS</b>		
BACKSTROM	WSH	38	HEDMAN	TB	6	VARLAMOV	COL	41
GIROUX	PHI	30	ELIAS	NJ	4	FLEURY	PIT	39
YANDLE	PHX	28	COUTURIER	PHI	4	NIEMI	SJ	39
<b>POWER PLAY POINTS</b>			<b>SHORT HAND POINTS</b>			<b>BISHOP</b>		
BACKSTROM	WSH	44	JOHNSON	TB	6	RASK	BOS	37
OVECHKIN	WSH	39	ELIAS	NJ	6	PRICE	BOS	36
CROSBY	PIT	38	HEDMAN	TB	6	THREE PLAYERS WITH	33	
<b>GAME WINNING GOALS</b>			<b>GAME DETERMINING GOALS</b>			<b>SAVE PERCENTAGE (25 GPI)</b>		
PACIORETTY	MTL	11	OSHIE	STL	5	HARDING	MIN	.933
OVECHKIN	WSH	10	KOPITAR	LA	5	RASK	BOS	.930
FOUR PLAYERS WITH	9	FOUR PLAYERS WITH	4	FOUR PLAYERS WITH	4	VARLAMOV	COL	.927
<b>SHOTS</b>			<b>PLUS/MINUS</b>			<b>PRICE</b>		
OVECHKIN	WSH	386	KREJCI	BOS	39	KHUDOBIN	CAR	.926
SHARP	CHI	313	BERGERON	BOS	38	JOHNSON	BOS	.925
KESSEL	TOR	305	MARCHAND	BOS	36	BISHOP	TB	.924
<b>SHOOTING PCTG. (82 SHOTS)</b>			<b>PENALTY MINUTES</b>			<b>SHUTOUTS</b>		
BOZAK	TOR	21.1	SESTITO	VAN	213	RASK	BOS	7
STAMKOS	TB	20.2	NEIL	OTT	211	QUICK	LA	6
FILPPULA	TB	19.1	ROUSSEL	DAL	209	PRICE	MTL	6
						SEVEN PLAYERS WITH	5	

**WESTERN CONFERENCE  
CENTRAL DIVISION**

TEAM	GP	W	L	OT	GF	GA	PTS
COLORADO	82	52	22	8	250	220	112
ST. LOUIS	82	52	23	7	248	191	111
CHICAGO	82	46	21	15	267	220	107
MINNESOTA	82	43	27	12	207	206	98
DALLAS	82	40	31	11	235	228	91
NASHVILLE	82	38	32	12	216	242	88
WINNIPEG	82	37	35	10	227	237	84

**PACIFIC DIVISION**

TEAM	GP	W	L	OT	GF	GA	PTS
ANAHEIM	82	54	20	8	266	209	116
SAN JOSE	82	51	22	9	249	200	111
LOS ANGELES	82	46	28	8	206	174	100
ARIZONA	82	37	30	15	216	231	89
VANCOUVER	82	36	35	11	196	223	83
CALGARY	82	35	40	7	209	241	77
EDMONTON	82	29	44	9	203	270	67

**NEW JERSEY DEVILS**

35-29-18=88 PTS. (.537); 6TH PLACE, METROPOLITAN DIVISION/10TH PLACE, EASTERN CONFERENCE

POS.	NO.	PLAYER	GP	G	A	PTS	+/-	PIM	PP	SH	GW	OT	S	PCTG	
R	68	JAROMIR JAGR	82	24	43	67	16	46	5	0	6	1	231	10.4	
R	26	PATRIK ELIAS	65	18	35	53	4	30	4	2	1	1	116	15.5	
C	19	TRAVIS ZAJAC	80	18	30	48	3	28	3	0	3	1	165	10.9	
C	14	ADAM HENRIQUE	77	25	18	43	3	20	7	3	4	0	137	18.2	
D	2	MAREK ZIDLICKY	81	12	30	42	3	60	8	0	2	1	128	9.4	
R	17	MICHAEL RYDER	82	18	16	34	6	18	4	1	2	0	166	10.8	
D	6	ANDY GREENE	82	8	24	32	3	32	3	0	3	2	134	6.0	
D	22	*ERIC GELINAS	60	7	22	29	3	22	5	0	2	1	124	5.6	
R	8	DAINIUS ZUBRUS	82	13	13	26	1	46	0	0	1	0	121	10.7	
L	29	RYAN CLOWE	43	7	19	26	10	33	3	0	1	0	74	9.5	
R	12	DAMIEN BRUNNER	60	11	14	25	11	26	4	0	1	0	110	10.0	
R	15	TUOMO RUUTU	CAR	57	5	11	16	19	34	2	0	1	0	79	6.3
			NJ	19	3	5	8	1	10	1	0	1	0	26	11.5
			TOTAL	76	16	24	18	44	3	0	2	0	105	7.6	
C	21	ANDREI LOKTIONOV	NJ	48	4	8	12	2	12	0	0	1	0	44	9.1
R	18	STEVE BERNIER	78	3	9	12	15	33	0	0	1	1	104	2.9	
C	11	STEPHEN GIONTA	66	4	7	11	8	18	0	1	1	0	89	4.5	
D	7	MARK FAYNE	72	4	7	11	5	30	0	1	0	0	88	4.5	
D	34	*JON MERRILL	52	2	9	11	3	12	0	0	2	1	45	4.4	
L	20	RYAN CARTER	62	7	3	10	6	35	0	0	2	0	69	10.1	
D	28	ANTON VOLCHENKOV	56	0	8	8	3	20	0	0	0	0	42	.0	
R	15	*REID BOUCHER	23	2	5	7	2	4	0	0	0	0	27	7.4	
D	24	BRYCE SALVADOR	40	1	3	4	2	29	0	0	0	0	24	4.2	
D	10	PETER HARROLD	33	0	4	4	2	14	0	0	0	0	32	.0	
R	25	CAM JANSSEN	24	3	0	3	3	22	0	0	0	0	11	27.3	
D	5	ADAM LARSSON	26	1	2	3	1	12	0	0	1	0	20	5.0	
C	16	JACOB JOSEFSON	27	1	2	3	0	4	0	1	0	0	21	4.8	
C	23	TIM SESTITO	16	0	3	3	1	2	0	0	0	0	13	.0	
D	-	ALEXANDER URBOM	WSH	20	1	1	2	1	19	0	0	0	0	16	6.3
			NJ	0	0	0	0	0	0	0	0	0	0	.0	
			TOTAL	20	1	1	2	1	19	0	0	0	0	16	6.3
L	25	ROSTISLAV OLESZ	10	0	2	2	1	0	0	0	0	0	9	.0	
C	9	MATTIAS TEDENBY	15	1	0	1	8	10	0	0	0	0	9	11.1	
R	9	*JOE WHITNEY	1	0	0	0	0	0	0	0	0	0	0	.0	
R	9	*MIKE SISLO	14	0	0	0	1	0	0	0	0	0	20	.0	

SW#	GOALTENDER	GPI	MINS	AVG	W	L	OT	EN	SO	GA	SA	SV%	G	A	PIM
35	CORY SCHNEIDER	45	2680	1.97	16	15	12	8	3	88	1107	.921	0	0	4
30	MARTIN BRODEUR	39	2297	2.51	19	14	6	3	3	96	971	.907	0	3	2
<b>NEW JERSEY TOTALS</b>		<b>82</b>	<b>5015</b>	<b>2.33</b>											





**2013-14 SEASON (CONT.)**

Legend: ND=Devils, BB=Boston, BS=Buffalo, CH=Carolina, CB=Columbus, DR=Detroit, FP=Florida, MC=Montreal, NI=NY Islanders, NR=NY Rangers, OS=Ottawa, PF=Philadelphia, PP=Pittsburgh, TL=Tampa Bay, TM=Toronto, WC=Washington.  
Standings reflect points after games of date played; 1st & 2nd = 1st place teams in Atlantic & Metropolitan Divisions.

FEB	1ST	2ND	3RD	4TH	5TH	6TH	7TH	8TH	9TH	10TH	11TH	12TH	13TH	14TH	15TH	16TH
1	PP78	BB73	TL69	TM66	MC64	NR63	CB60	PF60	CH59	DR59	OS58	<b>ND58</b>	WC57	NI50	FP49	BS38
2	PP78	BB73	TL69	TM66	MC64	NR63	CB60	DR60	PF60	CH59	WC59	OS58	<b>ND58</b>	NI50	FP49	BS38
3	PP80	BB73	TL69	TM66	MC64	NR63	CB62	DR62	PF62	CH59	OS59	WC59	<b>ND59</b>	NI50	FP49	BS38
4	PP80	BB75	TL69	MC66	TM66	NR65	CB62	DR62	PF62	OS61	CH59	<b>ND59</b>	WC59	NI52	FP51	BS38
5	PP82	BB75	TL69	MC66	TM66	NR65	CB62	DR62	PF62	OS61	CH59	<b>ND59</b>	WC59	NI52	FP51	BS38
6	PP82	BB76	TL69	MC68	TM68	NR65	DR64	PF64	CB63	OS63	WC61	CH59	<b>ND59</b>	NI52	FP51	BS38
7	PP83	BB76	TL69	MC68	TM68	NR67	DR64	PF64	CB63	OS63	CH61	<b>ND61</b>	WC61	NI52	FP51	BS38
8	PP83	BB78	TL71	MC70	TM70	NR67	PF66	DR64	CB63	OS63	WC63	CH61	<b>ND61</b>	NI52	FP51	BS38
9																
10																
11																
12																
13																
14																
15																
16		O	L	Y	M	P	I	C		B	R	E	A	K		
17																
18																
19																
20																
21																
22																
23																
24																
25	PP83	BB78	TL71	MC70	TM70	NR67	PF66	DR64	CB63	OS63	WC63	CH61	<b>ND61</b>	NI52	FP51	BS40
26	PP83	BB79	TL71	MC71	TM70	NR67	PF66	DR66	CB63	OS63	WC63	CH61	<b>ND61</b>	NI52	FP51	BS42
27	PP84	BB79	MC73	TL71	TM71	NR69	DR68	PF66	WC65	CB63	OS63	CH61	NI54	FP51	BS42	
28	PP84	BB79	MC73	TL71	TM71	NR69	DR68	PF66	WC65	CB63	<b>ND63</b>	OS63	CH61	NI54	FP51	BS49

MAR	1ST	2ND	3RD	4TH	5TH	6TH	7TH	8TH	9TH	10TH	11TH	12TH	13TH	14TH	15TH	16TH
1	PP84	BB79	MC75	TL73	TM72	NR69	DR68	PF68	WC67	CB65	<b>ND65</b>	OS63	CH61	NI54	FP51	BS44
2	PP84	BB81	MC75	TL73	TM72	PF70	NR69	DR68	WC68	CB65	OS65	<b>ND65</b>	CH61	NI54	FP53	BS44
3	PP84	BB81	MC75	TL73	TM72	PF70	NR69	DR68	WC68	CB67	OS65	<b>ND65</b>	CH61	NI54	FP53	BS44
4	PP86	BB83	MC75	TL73	TM72	PF70	NR69	CB69	DR68	WC68	<b>ND67</b>	OS65	CH63	NI56	FP53	BS44
5	PP86	BB83	MC77	TM74	TL73	PF72	NR70	CB69	DR68	WC68	<b>ND67</b>	OS65	CH63	NI56	FP53	BS44
6	PP86	BB85	MC77	TM74	TL73	PF72	NR70	DR69	CB69	WC68	<b>ND67</b>	OS65	CH63	NI57	FP53	BS46
7	PP88	BB85	MC77	TM74	TL73	PF72	NR72	DR71	CB69	WC68	<b>ND67</b>	OS65	CH63	NI57	FP55	BS46
8	PP88	BB87	MC77	TM76	TL74	PF73	NR72	DR71	CB71	WC70	<b>ND69</b>	OS67	CH63	NI57	FP55	BS46
9	BB89	PP88	MC77	TM76	TL74	NR74	PF73	CB71	DR71	WC70	<b>ND69</b>	OS67	CH63	NI57	FP55	BS46
10	PP90	BB89	TM78	MC77	TL75	NR74	PF73	CB71	DR71	WC70	<b>ND69</b>	OS68	CH63	NI59	FP55	BS46
11	PP92	BB89	TM78	MC77	TL75	NR74	CB73	PF73	DR71	<b>ND71</b>	WC70	OS68	CH65	NI59	FP55	BS46
12	PP92	BB91	TM78	MC77	TL75	NR74	CB73	PF73	DR71	<b>ND71</b>	WC70	OS68	CH65	NI59	FP55	BS46
13	BB93	PP92	TM80	TL77	MC77	CB74	NR74	PF73	DR71	<b>ND71</b>	WC70	OS68	CH67	NI59	FP55	BS46
14	BB93	PP92	TM80	TL77	MC77	NR76	CB74	PF73	DR73	<b>ND71</b>	OS68	CH67	NI59	FP57	BS46	
15	BB95	PP92	TM80	TL79	MC79	CB76	NR76	PF75	DR73	WC72	<b>ND71</b>	OS69	CH67	NI61	FP57	BS46
16	BB95	PP92	MC81	TM80	TL79	PF77	CB76	NR76	WC74	DR73	<b>ND71</b>	OS69	CH67	NI61	FP58	BS46
17	BB97	PP92	TL81	MC81	TM80	PF77	CB76	NR76	WC74	DR73	<b>ND71</b>	OS69	CH67	NI61	FP58	BS46
18	BB99	PP94	MC83	TL81	TM80	PF79	NR78	CB76	WC76	DR75	<b>ND71</b>	OS69	CH69	NI61	FP60	BS46
19	BB99	PP94	TL83	MC83	TM80	PF79	NR78	CB76	WC76	DR75	<b>ND71</b>	OS69	CH69	NI61	FP60	BS46
20	BB99	PP95	TL85	MC83	PF81	NR80	DR77	WC77	<b>ND73</b>	CH69	OS69	NI61	FP60	BS48		
21	BB101	PP95	TL85	MC83	PF81	NR80	TM80	CB78	DR77	WC77	<b>ND73</b>	OS69	CH69	NI61	FP60	BS48
22	BB103	PP97	TL86	MC85	PF83	NR82	TM80	DR79	WC79	CB78	<b>ND73</b>	CH71	OS69	NI61	FP60	BS48
23	BB103	PP97	TL86	MC85	PF83	NR82	DR80	TM80	WC79	CB78	<b>ND75</b>	CH71	OS69	NI63	FP60	BS48
24	BB104	PP97	TL87	MC87	NR84	PF83	DR80	TM80	WC79	CB78	<b>ND75</b>	CH71	OS71	NI63	FP60	BS48
25	BB104	PP97	MC89	TL87	NR84	PF83	CB80	DR80	WC80	TM80	<b>ND75</b>	OS72	CH71	NI65	FP62	BS48
26	BB104	PP97	MC89	TL87	NR86	PF83	CB80	DR80	WC80	TM80	<b>ND75</b>	OS72	CH71	NI65	FP62	BS48
27	BB106	PP97	MC91	TL89	NR86	PF83	CB80	DR80	WC80	TM80	<b>ND76</b>	CH73	OS72	NI66	FP62	BS48
28	BB106	PP99	MC91	TL89	NR86	PF85	CB80	DR80	WC80	TM80	<b>ND76</b>	OS74	CH73	NI66	FP62	BS48
29	BB108	PP99	MC93	TL91	NR86	PF85	CB82	DR82	WC80	TM80	<b>ND77</b>	OS74	CH74	NI68	FP62	BS49
30	BB110	PP101	MC93	TL91	NR88	PF86	DR84	CB82	WC81	TM80	<b>ND77</b>	OS76	CH74	NI68	FP62	BS49
31	BB110	PP101	MC93	TL91	NR88	PF86	DR84	CB82	WC81	TM80	<b>ND79</b>	OS78	CH75	NI68	FP62	BS49

APR	1ST	2ND	3RD	4TH	5TH	6TH	7TH	8TH	9TH	10TH	11TH	12TH	13TH	14TH	15TH	16TH	
1	BB110	PP101	TL93	MC93	NR90	PF87	DR84	CB83	TM82	WC81	<b>ND80</b>	OS78	CH77	NI70	FP62	BS51	
2	BB110	PP101	TL93	MC93	NR90	PF87	DR86	CB83	TM82	WC81	<b>ND80</b>	OS78	CH77	NI72	FP62	BS51	
3	BB111	PP103	MC93	TL93	NR91	PF87	DR86	CB85	TM84	WC81	<b>ND80</b>	CH79	OS78	NI72	FP62	BS51	
4	BB111	PP103	MC93	TL93	NR91	DR88	PF87	CB85	TM84	WC81	<b>ND82</b>	WC81	CH79	OS78	NI72	FP62	BS51
5	BB113	PP103	MC97	TL93	NR91	DR88	PF87	CB85	<b>ND84</b>	TM84	WC83	OS80	CH79	NI73	FP62	BS51	
6	BB113	PP105	MC97	TL93	NR91	PF89	DR88	CB87	<b>ND84</b>	TM84	WC83	OS80	CH79	NI73	FP64	BS51	
7	BB113	PP105	MC97	TL93	NR91	PF89	DR88	CB87	<b>ND84</b>	TM84	WC83	OS80	CH79	NI73	FP64	BS51	
8	BB114	PP105	MC97	TL95	NR93	PF91	DR90	CB89	WC85	<b>ND84</b>	TM84	OS82	CH79	NI73	FP64	BS51	
9	BB114	PP107	MC98	TL95	NR93	PF91	CB91	DR91	WC85	<b>ND84</b>	TM84	OS82	CH79	NI73	FP64	BS51	
10	BB115	PP107	MC98	TL97	NR95	PF91	CB91	DR91	WC87	<b>ND85</b>	OS84	TM84	CH79	NI75	FP66	BS51	
11	BB115	PP107	TL99	MC98	NR95	PF91	CB91	DR91	WC89	<b>ND86</b>	OS84	TM84	CH81	NI77	FP66	BS51	
12	BB117	PP108	MC100	TL99	NR96	PF93	CB93	DR91	WC89	<b>ND86</b>	OS86	TM84	CH81	NI77	FP66	BS51	
13	BB117	PP109	TL101	MC100	NR96	PF94	CB93	DR93	WC90	<b>ND88</b>	OS88	TM84	CH83	NI79	FP66	BS52	

**TEAM NOTES:**  
**Boston:** Clinched playoff berth March 21 with 2-0 win at Colorado; clinched Atlantic Division/home-ice advantage in first two rounds March 29 with 4-2 win at Washington; clinched Eastern Conference/home-ice advantage in first three rounds April 5 with 5-2 win vs. Philadelphia; clinched Presidents' Trophy April 12 with 4-1 win vs. Buffalo...**Pittsburgh:** Clinched playoff berth March 28 with 2-1 win at Columbus; clinched Metropolitan Division/home-ice advantage in first two rounds April 3 with 4-2 win at Winnipeg...**Tampa Bay:** Clinched playoff berth April 1 with 3-1 win vs. Montreal, Washington's 5-0 loss vs. Dallas and New Jersey's 3-2 SO loss at Buffalo; clinched home-ice advantage in first round April 13 with 1-0 SO win at Washington...**Montreal:** Clinched playoff berth April 1 with Washington's 5-0 loss vs. Dallas and New Jersey's 3-2 SO loss at Buffalo...**NY Rangers:** Clinched playoff berth April 7 with New Jersey's 1-0 loss vs. Calgary; clinched home-ice advantage in first round April 10 with 2-1 win vs. Buffalo...**Philadelphia:** Clinched playoff berth Apr. 8 with 5-2 win at Florida...**Columbus:** Clinched playoff berth April 9 with 3-1 win at Dallas...**Detroit:** Clinched playoff berth April 9 with 4-3 SO loss at Pittsburgh.

**DATE NOTES:**  
**March 21:** Boston clinched playoff berth with 2-0 win at Colorado...**March 28:** Pittsburgh clinched playoff berth with 2-1 win at Columbus...**March 29:** Boston clinched Atlantic Division/home-ice advantage in first two rounds with 4-2 win at Washington...**April 1:** Tampa Bay clinched playoff berth with 3-1 win vs. Montreal, Washington's 5-0 loss vs. Dallas and New Jersey's 3-2 SO loss at Buffalo; Montreal clinched playoff berth with Washington's 5-0 loss vs. Dallas and New Jersey's 3-2 SO loss at Buffalo...**April 3:** Pittsburgh clinched Metropolitan Division/home-ice advantage in first two rounds with 4-2 win at Winnipeg...**April 5:** Boston clinched Eastern Conference/home-ice advantage in first three rounds with 5-2 win vs. Philadelphia...**April 7:** NY Rangers clinched playoff berth with New Jersey's 1-0 loss vs. Calgary...**April 8:** Philadelphia clinched playoff berth with 5-2 win at Florida...**April 9:** Columbus clinched playoff berth with 3-1 win at Dallas; Detroit clinched playoff berth with 4-3 SO loss at Pittsburgh...**April 10:** NY Rangers clinched home-ice advantage in first round with 2-1 win vs. Buffalo...**April 12:** Boston clinched Presidents' Trophy with 4-1 win vs. Buffalo...**April 13:** Tampa Bay clinched home-ice advantage in first round with 1-0 SO win at Washington.

THREE-OR-MORE CONSECUTIVE DIVISION CHAMPIONSHIPS				
Since 1967-68				
Team	No.	Seasons		Division
Que./Col.	9	1994-95	to 2002-03	Northeast-1/Pacific-3/Northwest-5
Detroit	8	2000-01	to 2008-09	Central
Montreal	8	1974-75	to 1981-82	Norris-7/Adams-1
Edmonton	6	1981-82	to 1986-87	Smythe
Vancouver	5	2008-09	to 2012-13	Northwest
Dallas	5	1996-97	to 2000-01	Central-2/Pacific-3
San Jose	4	2007-08	to 2010-11	Pacific
Washington	4	2007-08	to 2010-11	Southeast
Boston	4	1975-76	to 1978-79	Adams
Philadelphia	4	1973-74	to 1976-77	West-1/Patrick-3
Chicago	4	1969-70	to 1972-73	East-1/West-3
<b>DEVILS</b>	<b>3</b>	<b>1996-97</b>	<b>to 1998-99</b>	<b>Atlantic</b>
Detroit	3	1993-94	to 1995-96	Central
Calgary	3	1987-88	to 1989-90	Smythe
Philadelphia	3	1984-85	to 1986-87	Patrick
Chicago	3	1977-78	to 1979-80	Smythe

GAME	DATE	OPPONENT	RESULT	RECORD	GOALTENDER(S)	GOAL SCORER(S)	OVERALL GF-GA	SF-SA	PP	OPP
1.	10/03	@ Pittsburgh	L 0-3	0-1-0=0	Schneider	_____	0-3	27-21	0-2	0-1
2.	10/04	@ NY Islanders	Ls 3-4	0-1-1=1	Brodeur	Brunner-2, Ryder	3-7	29-26	0-2	0-2
3.	10/07	@ Edmonton	Ls 4-5	0-1-2=2	Brodeur	Jagr, Brunner(PP), Ryder, Elias(SH)	7-12	25-27	1-3	1-4
4.	10/08	@ Vancouver	Lo 2-3	0-1-3=3	Schneider	Jagr, Elias	9-15	23-32	0-1	0-2
5.	10/11	@ Calgary	L 2-3	0-2-3=3	Brodeur	Henrique, Zubrus	11-18	21-29	0-2	2-4
6.	10/13	@ Winnipeg	L 0-3	0-3-3=3	Schneider	_____	11-21	24-35	0-5	0-3
7.	10/17	@ Ottawa	L 2-5	0-4-3=3	Brodeur	Zajac(PP), Bernier	13-26	42-23	1-7	0-4
8.	10/19	NY Rangers	W 4-0	1-4-3=5	Schneider	Loktionov(GW), Henrique, Ryder(PP), Zubrus	17-26	19-22	1-4	0-2
9.	10/22	@ Columbus	L 1-4	1-5-3=5	Schneider	Ryder(PP)	18-30	25-24	1-4	1-3
10.	10/24	@ Vancouver	Ls 2-3	1-5-4=6	Schneider	Elias, Gellinas(PP)	20-33	30-21	1-3	0-3
11.	10/26	@ Boston	W 4-3	2-5-4=8	Brodeur	Henrique(PP), Brunner(PP), Zidlicky(PP), Greene(PP/GW)	24-36	32-28	4-7	1-2
12.	10/29	Tampa Bay	W 2-1	3-5-4=10	Brodeur	Henrique(SH), Jagr(GW)	26-37	22-17	0-2	1-4
13.	11/02	Philadelphia	L 0-1	3-6-4=10	Brodeur	_____	26-38	14-20	0-5	0-5
14.	11/03	@ Minnesota	L 0-4	3-7-4=10	Schneider	_____	26-42	19-21	0-5	0-5
15.	11/07	@ Philadelphia	W 3-0	4-7-4=12	Brodeur	Henrique(GW), Janssen, Jagr(EN)	29-42	20-20	0-3	0-3
16.	11/10	@ Toronto	Ls 1-2	4-7-5=12	Schneider	Ryder(PP)	30-44	25-22	0-3	0-3
17.	11/10	Nashville	W 5-0	5-7-5=15	Brodeur	Jagr(GW), Janssen, Zidlicky(PP), Zajac, Tedenby	35-44	35-26	1-3	1-6
18.	11/12	@ NY Rangers	W 3-2	6-7-5=17	Brodeur	Carter-2, Zubrus(GW)	38-46	28-35	0-3	0-5
19.	11/15	Los Angeles	L 0-2	6-8-5=19	Schneider	_____	38-48	26-21	0-2	1-3
20.	11/16	Los Angeles	W 4-1	7-8-5=19	Brodeur	Greene, Larsson(GW), Henrique(PP/GW), Zajac, Tedenby	42-49	22-28	0-3	0-4
21.	11/20	@ Anaheim	W 4-3	8-8-5=21	Brodeur	Zidlicky(PP), Gellinas(PP), Jagr, Zajac(OT)	46-52	25-25	2-4	2-5
22.	11/21	@ Los Angeles	W 0-2-1	9-8-5=23	Schneider	Carter, Jagr(OT)	48-53	15-35	0-2	0-4
23.	11/23	@ San Jose	L 1-2	9-9-5=23	Brodeur	Elias(PP)	49-55	19-30	1-1	0-3
24.	11/25	Winnipeg	L 1-3	9-10-5=23	Brodeur	Elias	50-58	26-22	0-2	0-2
25.	11/27	Carolina	L 3-4	9-11-5=23	Brodeur	Zajac, Greene, Jagr	53-62	22-22	0-1	0-1
26.	11/29	@ Carolina	W 5-2	10-11-5=25	Schneider	Fayne, Loktionov, Henrique(PP/GW), Zubrus, Jagr	58-64	31-18	1-3	0-3
27.	11/30	@ Buffalo	W 1-0	11-11-5=27	Schneider	Bernier(OT)	59-64	34-15	0-2	0-3
28.	12/02	@ Montreal	L 2-3	11-12-5=27	Brodeur	Bernier, Ryder	61-67	30-17	0-3	0-2
29.	12/04	@ Montreal	Ls 3-4	11-12-6=28	Schneider	Greene(PP)	64-71	34-30	0-2	0-3
30.	12/06	Detroit	L 1-3	11-13-6=28	Schneider	Loktionov, Ryder, Elias	65-74	11-21	1-4	1-5
31.	12/07	@ NY Rangers	W 0-4-3	12-13-6=30	Brodeur	Janssen, Zajac, Ryder, Gellinas(PP/OT)	69-77	24-24	1-2	1-4
32.	12/10	@ Columbus	L 4-5	12-14-6=30	Schneider	Zajac, Ryder, Brunner-2	73-82	34-23	0-2	0-1
33.	12/13	@ Pittsburgh	L 2-3	12-15-6=32	Brodeur	Elias, Zubrus	75-85	39-23	0-2	0-1
34.	12/14	Tampa Bay	W 3-0	13-15-6=34	Brodeur	Brunner(GW), Zubrus-2	78-85	19-33	0-2	0-3
35.	12/18	Ottawa	W 5-2	14-15-6=34	Brodeur	Gionta(SH), Boucher, Jagr(PP/GW), Brunner, Gellinas	83-87	33-25	1-4	2-3
36.	12/20	Anaheim	W 2-3	14-15-7=35	Schneider	Jagr, Greene(PP)	87-90	21-24	1-3	0-4
37.	12/21	@ Washington	Lo 5-4	15-15-7=37	Brodeur	Zidlicky-2(PP/EV), Jagr(PP), Zubrus, Greene(OT)	89-94	37-22	2-2	0-1
38.	12/23	@ Chicago	L 2-5	15-16-7=37	Schneider	Gionta, Ryder	90-94	21-24	1-3	0-4
39.	12/27	Columbus	Ls 1-2	15-16-8=38	Brodeur	Henrique	92-99	17-37	0-1	1-4
40.	12/28	@ NY Islanders	W 2-1	16-16-8=40	Schneider	Henrique, Zajac(GW)	93-101	17-30	0-3	0-5
41.	12/31	Pittsburgh	W 2-1	16-16-8=42	Brodeur	Henrique, Ryder(GW)	95-102	26-31	0-1	0-3
42.	01/03	Chicago	L 3-5	17-17-8=42	Brodeur	Henrique, Zidlicky-2(EV/PP)	100-108	30-20	0-4	0-1
43.	01/04	@ Buffalo	L 1-2	17-18-8=42	Schneider	Ryder(PP)	101-110	22-22	1-4	2-5

GAME	DATE	OPPONENT	RESULT	RECORD	GOALTENDER(S)	GOAL SCORER(S)	OVERALL GF-GA	SF-SA	PP	OPP
44.	01/07	Philadelphia	Lo 2-3	17-18-9=43	Brodeur	Henrique, Ryder(SH)	103-113	33-28	0-3	1-5
45.	01/09	Dallas	W 1-0	18-18-9=45	Schneider	Ryder(GW)	104-113	34-26	0-2	1-5
46.	01/11	Florida	W 0-2-1	19-18-9=47	Schneider	Ryder, Zidlicky(OT)	106-114	36-30	0-2	0-2
47.	01/12	@ Toronto	Ls 2-3	19-18-10=48	Schneider	Henrique(PP), Clowe	108-117	38-25	1-4	1-4
48.	01/16	@ Montreal	W 4-1	20-18-10=50	Brodeur	Jagr, Gellinas(PP/GW), Henrique, Zubrus(EN)	112-118	19-30	1-3	0-3
49.	01/16	@ Colorado	Ls 1-2	20-18-11=51	Schneider	Boucher	113-120	34-38	0-2	0-3
50.	01/18	@ Phoenix	L 2-3	20-19-11=51	Brodeur	Clowe(PP), Jagr	115-123	35-27	1-2	1-3
51.	01/21	St. Louis	W 7-1	21-19-11=53	Schneider	Fayne, Carter(GW), Jagr, Clowe(PP), Henrique(PP), Brunner(PP), Gellinas	122-124	23-27	3-4	0-3
52.	01/24	Washington	W 2-1	22-19-11=55	Schneider	Gionta, Henrique(PP/GW)	124-125	30-31	1-5	0-3
53.	01/26	NY Rangers#	L 3-7	22-20-11=55	Brodeur (2-1-6/L)	Elias-2(EV/PP), Zajac	127-132	22-26	1-2	0-3
54.	01/28	@ St. Louis	L 0-3	22-21-11=55	Schneider	Schneider (5/1)	127-135	23-25	0-4	1-4
55.	01/30	@ Dallas	W 3-2	23-21-11=57	Schneider	Zubrus, Zajac(PP), Elias(PP/OT)	130-137	24-16	2-3	0-3
56.	01/31	@ Nashville	Lo 2-3	23-21-12=58	Schneider	Elias, Jagr	132-140	26-33	0-2	0-2
57.	02/03	Colorado	Lo 1-2	23-21-13=59	Schneider	Carter	133-142	26-25	0-4	1-5
58.	02/07	Edmonton	W 0-2-1	24-21-13=61	Schneider	Loktionov, Merrill(OT)	135-143	24-20	0-3	0-4
59.	02/08	@ Washington	L 0-3	24-22-13=61	Schneider	_____	135-146	25-26	0-3	0-4
60.	02/27	Columbus	W 5-2	25-22-13=63	Schneider	Clowe, Jagr(PP), Henrique-2(PP/GW)(SH), Elias(EN)	140-148	35-19	2-3	0-3
61.	03/01	@ NY Islanders	W 6-1	26-22-13=65	Brodeur	Henrique(PP), Jagr(GW), Clowe(PP), Zidlicky(PP), Fayne, Gellinas(PP)	146-149	35-19	4-8	0-3
62.	03/02	San Jose	L 2-4	26-23-13=65	Schneider	Henrique, Elias	148-153	23-22	0-4	0-1
63.	03/04	Detroit	W 4-3	27-23-13=67	Schneider	Henrique, Zidlicky(PP), Zajac, Gionta(GW)	152-156	29-23	1-3	2-4
64.	03/07	@ Detroit	L 4-7	27-24-13=67	Schneider	Henrique, Zidlicky(PP), Zajac, Gionta(GW)	156-163	25-33	0-3	1-3
65.	03/08	Carolina	W 5-4	28-24-13=69	Brodeur	Zajac, Brunner(PP), Henrique-2	161-167	31-33	1-2	1-2
66.	03/11	@ Philadelphia	W 2-1	29-24-13=71	Schneider	Jagr, Henrique	163-168	26-31	0-3	0-6
67.	03/14	@ Florida	L 3-5	29-25-13=71	Brodeur	Jagr(PP), Salvador	166-173	26-32	0-3	0-6
68.	03/15	@ Tampa Bay	L 0-3	29-27-13=71	Brodeur	_____	166-176	24-32	0-2	0-1
69.	03/18	Boston	W 4-3	30-27-13=73	Brodeur	Elias(PP), Zajac	168-180	24-31	1-4	1-5
70.	03/20	Minnesota	W 0-2	30-28-13=73	Schneider	Ryder, Fayne(SH), Jagr(PP), Greene(OT)	172-183	29-23	1-4	1-3
71.	03/22	NY Rangers	L 0-2	31-28-13=75	Schneider	Brunner, Elias, Merrill(GW)	175-187	24-23	0-2	1-4
72.	03/23	Toronto	W 3-2	31-28-14=76	Schneider	Clowe, Henrique	177-190	26-27	0-4	0-3
73.	03/27	Phoenix	Ls 2-3	31-28-15=77	Brodeur	Zajac-3(EV/PP)(EV), Jagr, Clowe(GW), Josefson(SH)	178-182	24-20	0-2	0-2
74.	03/29	@ NY Islanders	Ls 1-2	32-28-15=79	Schneider	Schneider (13/0)	184-195	32-22	1-4	0-5
75.	03/31	Florida	W 6-3	32-28-16=80	Brodeur (9-3W/)	Zubrus, Ruutu(PP)	186-198	35-27	1-2	1-3
76.	04/01	@ Buffalo	Ls 2-3	33-28-16=82	Schneider	Ruutu, Carter(GW)	188-199	31-25	0-5	0-3
77.	04/04	Washington	W 2-1	34-28-16=84	Schneider	Zubrus-2(EV/EN), Zajac(GW)	191-200	23-27	0-1	0-4
78.	04/05	@ Carolina	W 3-1	34-29-16=84	Schneider	_____	191-201	31-22	0-3	1-5
79.	04/07	Calgary	L 0-1	34-29-17=85	Schneider	Ryder	192-203	39-32	0-2	0-3
80.	04/11	@ Ottawa	Ls 1-2	34-29-17=85	Schneider	Carter, Elias	194-206	27-30	0-1	1-3
81.	04/11	NY Islanders	Ls 2-3	34-29-18=86	Brodeur	Zidlicky-2(EV)(PP/GW), Zajac	197-208	31-18	1-2	1-2
82.	04/13	Boston	W 3-2	35-29-18=88	Brodeur	_____	_____	_____	_____	_____

# At Yankee Stadium, Bronx, NY.



**HOME GAME RESULTS**

No.	Date	Opponent	Result	Score	Record	Pts.	Goaltender*	W/D Goal	Attend.
1.	10/04	NY Islanders	Ls	3-4	0-0-1	1	Brodeur	Moulson	16,624
2.	10/19	NY Rangers	W	4-0	1-0-1	3	Schneider	Loktionov	16,592
3.	10/24	Vancouver	Ls	2-3	1-0-2	4	Schneider	Santonelli	13,203
4.	10/29	Tampa Bay	W	2-1	2-0-2	6	Brodeur	Jagr	13,501
5.	11/02	Philadelphia	L	0-1	2-1-2	6	Brodeur	B. Schenn	13,705
6.	11/10	Nashville	W	5-0	3-1-2	8	Brodeur	Jagr	12,964
7.	11/15	Los Angeles	L	0-2	3-2-2	8	Schneider	King	12,168
8.	11/16	Pittsburgh	W	4-1	4-2-2	10	Brodeur	Larsson	14,205
9.	11/25	Winnipeg	L	1-3	4-3-2	10	Brodeur	Kane	12,253
10.	11/27	Carolina	L	3-4	4-4-2	10	Brodeur	Dwyer	16,592
11.	11/30	Buffalo	Wo	1-0	5-4-2	12	Schneider	Bernier	15,226
12.	12/04	Montreal	Ls	3-4	5-4-3	13	Schneider	Desharnais	12,742
13.	12/06	Detroit	L	1-3	5-5-3	13	Schneider	Franzen	13,223
14.	12/14	Tampa Bay	W	3-0	6-5-3	15	Brodeur	Brunner	13,832
15.	12/18	Ottawa	W	5-2	7-5-3	17	Brodeur	Jagr	14,032
16.	12/20	Anaheim	Lo	2-3	7-5-4	18	Schneider	Palmieri	15,723
17.	12/27	Columbus	Ls	1-2	7-5-5	19	Brodeur	Atkinson	16,592
18.	12/31	Pittsburgh	W	2-1	8-5-5	21	Brodeur	Ryder	16,592
19.	01/03	Chicago	L	3-5	8-6-5	21	Brodeur	Hossa	16,592
20.	01/07	Philadelphia	Lo	2-3	8-6-6	22	Brodeur	B. Schenn	14,521
21.	01/09	Dallas	W	1-0	9-6-6	24	Schneider	Ryder	14,252
22.	01/11	Florida	Wo	2-1	10-6-6	26	Schneider	Zidlicky	16,592
23.	01/21	St. Louis	W	7-1	11-6-6	28	Schneider	Carter	11,432
24.	01/24	Washington	W	2-1	12-6-6	30	Schneider	Henrique	15,742
25.	01/26	NY Rangers#	L	3-7	12-7-6	30	Brodeur	Zuccarello	50,105
26.	02/03	Colorado	Lo	1-2	12-7-7	31	Schneider	O'Reilly	14,213
27.	02/07	Edmonton	Wo	2-1	13-7-7	33	Schneider	Merrill	16,592
28.	02/27	Columbus	W	5-2	14-7-7	35	Schneider	Henrique	15,185
29.	03/02	San Jose	L	2-4	14-8-7	35	Schneider	Nieto	16,012
30.	03/04	Detroit	W	4-3	15-8-7	37	Brodeur	Gionta	16,592
31.	03/08	Carolina	W	5-4	16-8-7	39	Brodeur	Ruutu	16,162
32.	03/18	Boston	L	2-4	16-9-7	39	Brodeur	Iginia	16,138
33.	03/20	Minnesota	Wo	4-3	17-9-7	41	Schneider	Greene	14,772
34.	03/22	NY Rangers	L	0-2	17-10-7	41	Brodeur	Nash	17,829
35.	03/23	Toronto	W	3-2	18-10-7	43	Schneider	Merrill	15,328
36.	03/27	Phoenix	Ls	2-3	18-10-8	44	Brodeur	Boedker	15,583
37.	03/31	Florida	W	6-3	19-10-8	46	Brodeur	Clowe	15,209
38.	04/04	Washington	W	2-1	20-10-8	48	Schneider	Carter	15,218
39.	04/07	Calgary	L	0-1	20-11-8	48	Schneider	Giordano	14,297
40.	04/11	NY Islanders	Ls	2-3	20-11-9	49	Brodeur	Bailey	15,858
41.	04/13	Boston	W	3-2	21-11-9	51	Brodeur	Zidlicky	16,592

# At Yankee Stadium, Bronx, NY.

**AWAY GAME RESULTS**

No.	Date	Opponent	Result	Score	Record	Pts.	Goaltender*	W/D Goal	Attend.
1.	10/03	Pittsburgh	L	0-3	0-1-0	0	Schneider	Kobasew	18,621
2.	10/07	Edmonton	Ls	4-5	0-1-1	1	Brodeur	Eberle	16,839
3.	10/08	Vancouver	Lo	2-3	0-1-2	2	Schneider	Santonelli	18,910
4.	10/11	Calgary	L	2-3	0-2-2	2	Brodeur	Monahan	19,289
5.	10/13	Winnipeg	L	0-3	0-3-2	2	Schneider	Kane	15,004
6.	10/17	Ottawa	L	2-5	0-4-2	2	Brodeur	Smith	18,867
7.	10/22	Columbus	L	1-4	0-5-2	2	Schneider	Atkinson	14,357
8.	10/26	Boston	W	4-3	1-5-2	4	Brodeur	Greene	17,565
9.	11/03	Minnesota	L	0-4	1-6-2	4	Schneider	Granlund	17,571
10.	11/07	Philadelphia	W	3-0	2-6-2	6	Brodeur	Henrique	19,604
11.	11/08	Toronto	Ls	1-2	2-6-3	7	Schneider	van Riemsdijk	19,377
12.	11/12	NY Rangers	W	3-2	3-6-3	9	Brodeur	Zubrus	18,006
13.	11/20	Anaheim	Wo	4-3	4-6-3	11	Brodeur	Zajac	14,306
14.	11/21	Los Angeles	Wo	2-1	5-6-3	13	Schneider	Jagr	18,118
15.	11/23	San Jose	L	1-2	5-7-3	13	Brodeur	Kennedy	17,562
16.	11/29	Carolina	W	5-2	6-7-3	15	Schneider	Henrique	15,034
17.	12/02	Montreal	L	2-3	6-8-3	15	Brodeur	Galchenyuk	21,273
18.	12/07	NY Rangers	Wo	4-3	7-8-3	17	Brodeur	Gelinus	18,006
19.	12/10	Columbus	L	4-5	7-9-3	17	Brodeur	Foligno	11,905
20.	12/13	Pittsburgh	L	2-3	7-10-3	17	Schneider	Megna	18,582
21.	12/21	Washington	Wo	5-4	8-10-3	19	Brodeur	Greene	18,506
22.	12/23	Chicago	L	2-5	8-11-3	19	Schneider	Bickell	22,019
23.	12/28	NY Islanders	W	2-1	9-11-3	21	Schneider	Zajac	16,012
24.	01/04	Buffalo	L	1-2	9-12-3	21	Schneider	D'Agostini	19,070
25.	01/12	Toronto	Ls	2-3	9-12-4	22	Schneider	van Riemsdijk	19,175
26.	01/14	Montreal	W	4-1	10-12-4	24	Brodeur	Gelinus	21,273
27.	01/16	Colorado	Ls	1-2	10-12-5	25	Schneider	Duchene	14,090
28.	01/18	Phoenix	L	2-3	10-13-5	25	Brodeur	Hanzal	14,005
29.	01/28	St. Louis	L	0-3	10-14-5	25	Schneider	Steen	16,099
30.	01/30	Dallas	Wo	3-2	11-14-5	27	Schneider	Elias	14,237
31.	01/31	Nashville	Lo	2-3	11-14-6	28	Schneider	Weber	17,207
32.	02/08	Washington	L	0-3	11-15-6	28	Schneider	Brouillette	18,506
33.	03/01	NY Islanders	W	6-1	12-15-6	30	Brodeur	Jagr	15,512
34.	03/07	Detroit	L	4-7	12-16-6	30	Schneider	Quincey	20,066
35.	03/11	Philadelphia	W	2-1	13-16-6	32	Brodeur	Jagr	19,967
36.	03/14	Florida	L	3-5	13-17-6	32	Schneider	Upshall	14,496
37.	03/15	Tampa Bay	L	0-3	13-18-6	32	Brodeur	Crombeen	19,204
38.	03/29	NY Islanders	Ls	1-2	13-18-7	33	Schneider	Nielsen	15,108
39.	04/01	Buffalo	Ls	2-3	13-18-8	34	Schneider	Leino	19,070
40.	04/05	Carolina	W	3-1	14-18-8	36	Schneider	Zajac	16,123
41.	04/10	Ottawa	Ls	1-2	14-18-9	37	Schneider	Karisson	19,270

\* Denotes goaltender of record.

**RECORD BY DIVISION**

	HOME	GF-GA	AWAY	GF-GA	TOTAL	GF-GA
vs. METROPOLITAN	7-4-4	38-36	9-5-1	41-35	16-9-5	79-71
vs. ATLANTIC	9-2-1	35-25	2-6-4	26-39	11-8-5	61-64
vs. CENTRAL	4-2-1	22-14	1-4-2	8-22	5-6-3	30-36
vs. PACIFIC	1-3-3	10-17	2-3-2	17-20	3-6-5	27-37
<b>TOTALS</b>	<b>21-11-9</b>	<b>105-92</b>	<b>14-18-9</b>	<b>92-116</b>	<b>35-29-18</b>	<b>197-208</b>

**TEAM RECORDS**

LARGEST MARGIN OF VICTORY	6	vs. St. Louis, Jan. 21 (7-1)
LARGEST MARGIN OF DEFEAT	4	vs. NY Rangers#, Jan. 26 (3-7) at Minnesota, Nov. 3 (0-4) vs. St. Louis, Jan. 21 (7-1) at Detroit, Mar. 7 (4-7)
MOST GOALS, GAME	7	vs. NY Rangers#, Jan. 26 (3-7) at NY Islanders, Mar. 1 (6-1, 2nd) at Carolina, Nov. 29 (5-2, 3rd)
MOST GOALS ALLOWED, GAME	7	Accomplished four times, last time at Detroit, Mar. 7 (4-7, 2nd)
MOST GOALS, PERIOD	4	vs. Florida, Mar. 31 (6-3, Zajac vs. Ellis) at Pittsburgh, Dec. 13 (2-3, Dupuis vs. Schneider) vs. Florida, Mar. 31 (6-3, Zajac vs. Ellis, 1st) at Columbus, Dec. 10 (4-5, Calvert vs. Brodeur, 3rd) at Ottawa, Oct. 17 (2-5)
MOST GOALS ALLOWED, PERIOD	4	Accomplished five times, last time at NY Islanders, Mar. 29 (1-2 SO, 1st) at Florida, Mar. 14 (3-4, 2nd) at Phoenix, Jan. 18 (2-3, 3rd) at St. Louis, Jan. 28 (0-3)
FASTEST GOAL, START OF GAME	0:12	vs. Detroit, Dec. 6 (1-3)
FASTEST GOAL ALLOWED, START OF GAME	0:41	vs. Buffalo, Nov. 30 (1-0 OT) vs. Nashville, Nov. 10 (5-0)
FASTEST GOAL, START OF PERIOD	0:12	Accomplished six times, last time at NY Islanders, Mar. 29 (1-2 SO, 1st) at Florida, Mar. 14 (3-4, 2nd) at Phoenix, Jan. 18 (2-3, 3rd)
FASTEST GOAL ALLOWED, START OF PERIOD	0:18	at St. Louis, Jan. 28 (0-3)
MOST SHOTS, GAME	42	at NY Islanders, Mar. 1 (6-1)
MOST SHOTS ALLOWED, GAME	38	vs. Pittsburgh, Dec. 31 (2-1) at Washington, Dec. 21 (5-4 OT) vs. Carolina, Nov. 27 (3-4)
MOST SHOTS, PERIOD	19	Accomplished six times, last time vs. NY Islanders, Apr. 11 (2-3 SO)
MOST SHOTS ALLOWED, PERIOD	16	Jan. 7-16 (3-0-3)
FEWEST SHOTS, GAME	11**	Nov. 16-21
FEWEST SHOTS ALLOWED, GAME	15	Mar. 14-18
FEWEST SHOTS, PERIOD	2	Nov. 23-27
FEWEST SHOTS ALLOWED, PERIOD	2	Oct. 11-17
MOST PENALTY MINUTES, GAME	25	Oct. 3-17 (0-4-3)
MOST PENALTY MINUTES OPPONENT, GAME	66	
FEWEST PENALTY MINUTES, GAME	2	
FEWEST PENALTY MINUTES OPPONENT, GAME	2	
LONGEST POINT STREAK	6	
LONGEST WINNING STREAK	3	
LONGEST LOSING STREAK	3	
LONGEST WINLESS STREAK	7	

**INDIVIDUAL RECORDS**

MOST GOALS, GAME	3	Travis Zajac, Mar. 31 vs. Florida
MOST GOALS OPPONENT, GAME	3	Patrick Sharp, Jan. 3 vs. Chicago
MOST ASSISTS, GAME	3	Jaromir Jagr, Mar. 31 vs. Florida
MOST ASSISTS OPPONENT, GAME	3	Patrick Elias, Nov. 20 vs. Minnesota
MOST POINTS, GAME	4	Patrick Elias, Nov. 20 at Anaheim
MOST POINTS OPPONENT, GAME	4	Accomplished four times, last time Gustav Nyquist, Mar. 7 at Detroit
MOST POINTS, PERIOD	2	Travis Zajac, Mar. 31 vs. Florida (3g-1a) Jaromir Jagr, Mar. 31 vs. Florida (1g-3a) Johan Franzen, Mar. 7 at Detroit (2g-2a) Gustav Nyquist, Mar. 7 at Detroit (1g-3a) Cam Atkinson, Dec. 10 at Columbus (2g-2a)
MOST PENALTY MINUTES, GAME	12	Accomplished 32 times, last time Jaromir Jagr, Apr. 13 vs. Boston (2a, 3rd)
MOST PENALTY MINUTES OPPONENT, GAME	32	Accomplished four times, last time Gustav Nyquist, Mar. 7 at Detroit (1g-2a, 2nd)
MOST SHOTS, GAME	8	Patrick Elias, Mar. 14 at Florida
MOST SHOTS OPPONENT, GAME	8	Steve Bernier, Jan. 28 at St. Louis
CONSECUTIVE GOAL-SCORING STREAK	6**	Travis Hamonic, Mar. 1 at NY Islanders
CONSECUTIVE ASSIST-SCORING STREAK	5	Adam Henrique, Jan. 24 vs. Washington
CONSECUTIVE POINT-SCORING STREAK	7	Jaromir Jagr, Oct. 17 at Ottawa

\*\* Tied Devils' Record  
# At Yankee Stadium, Bronx, NY

**HOME/AWAY - 1st HALF/2nd HALF**

PLAYER	HOME					AWAY					1ST HALF				2ND HALF									
	GP	G	A	PTS	+/-	PIM	GP	G	A	PTS	+/-	PIM	GP	G	A	PTS	+/-	PIM	GP	G	A	PTS	+/-	PIM
Bernier	37	1	6	7	2	6	41	2	3	5	17	27	41	3	5	8	15	-4	37	0	4	4	0	29
Boucher	12	1	3	4	4	2	11	1	2	3	2	-2	13	1	3	4	1	0	10	1	2	3	1	4
Brodeur	22	0	2	2	-2	0	17	0	1	1	-0	0	23	0	2	2	-0	0	16	0	1	1	-0	0
Brunner	29	7	5	12	1	-14	31	4	9	13	10	-12	32	8	5	13	6	-22	28	3	9	12	5	-4
Carter	32	4	2	6	2	-23	30	3	1	4	4	-12	24	3	2	5	-19	38	4	1	5	1	-16	
Clowe	22	4	12	16	1	-9	21	3	7	10	9	-24	9	0	2	2	3	-10	34	7	17	24	7	-23
Elias	33	10	18	28	0	8	32	8	17	25	4	-22	33	7	18	25	0	6	32	11	17	28	4	-24
Fayne	39	2	4	6	3	24	33	2	3	5	8	-6	31	1	2	3	1	-10	41	3	5	8	4	-20
Gelinas	33	3	12	15	4	14	27	4	10	14	7	-8	32	4	11	15	-2	12	28	3	11	14	1	-10
Giorta	32	3	4	7	4	-10	34	1	3	4	4	-8	28	2	2	4	6	-8	38	2	5	7	2	-10
Greene	41	6	9	15	6	14	41	2	15	17	3	-18	41	6	14	20	3	12	41	2	10	12	0	20
Harrold	15	0	3	3	4	8	18	0	1	1	6	-6	21	0	2	2	5	-10	12	0	2	2	3	4
Henrique	38	14	12	26	9	14	39	11	6	17	6	-6	41	9	9	18	4	8	36	16	9	25	1	-12
Jagr	41	10	23	33	10	18	41	14	20	34	6	28	41	13	21	34	10	20	41	11	22	33	6	26
Janssen	11	1	0	1	0	6	15	0	2	2	1	-6	20	1	2	3	4	-8	6	0	0	0	0	0
Josefson	15	1	1	2	3	0	12	0	1	1	3	-4	16	0	1	1	0	-2	11	1	1	2	0	2
Larsson	11	1	0	1	0	6	15	0	2	2	1	-6	20	1	2	3	4	-8	6	0	0	0	3	4
Loktionov NJ	24	3	6	9	7	26	24	1	2	3	5	-6	35	3	4	7	1	-6	13	1	4	5	3	6
Merrill	28	2	5	7	3	6	24	0	4	4	6	-6	19	0	2	2	4	-4	33	2	7	9	1	8
Olesz	4	0	1	1	1	0	6	0	1	1	2	0	10	0	2	2	1	0	0	0	0	0	0	0
Ruutu	29	3	6	9	7	-16	28	2	5	7	12	-18	36	4	6	10	16	-26	21	1	5	6	3	-8
Car	11	2	2	4	2	4	8	1	3	4	1	-6	0	0	0	0	0	0	19	3	5	8	1	10
NJ	4	5	8	13	5	-20	36	3	8	11	13	-24	36	4	6	10	16	-26	40	4	10	14	18	-18
Total	41	9	5	14	2	6	41	9	11	20	8	-12	41	12	18	20	5	-12	41	6	8	14	1	-6
Ryder	19	0	3	3	2	12	21	1	0	1	4	-17	11	0	2	2	0	11	29	1	1	2	2	-18
Salvador	21	0	0	0	-4	0	24	0	0	0	-0	0	18	0	0	0	-4	0	27	0	0	0	0	-0
Schneider	9	0	0	0	0	2	7	0	3	3	1	0	9	0	2	2	0	0	7	0	1	1	1	2
Sestilo	8	0	0	0	1	-0	6	0	0	0	0	0	0	0	0	0	0	0	14	0	0	0	1	-0
Sislo	5	1	0	1	0	2	10	0	0	0	8	-8	15	1	0	1	8	-10	0	0	0	0	0	0
Tedenby	25	0	4	4	5	8	31	0	4	4	2	-12	31	0	6	6	4	10	25	0	2	2	1	-10
Volchenkov	1	0	0	0	0	0	0	0	0	0	0	0	0	0	0	0	0	0	1	0	0	0	0	0
Whitney	40	10	17	27	10	16	40	8	13	21	7	-12	39	7	11	18	4	14	41	11	19	30	1	-14
Zajac	41	7	16	23	8	32	40	5	14	19	11	-28	40	5	14	19	2	42	41	7	16	23	5	-18
Zidicky	41	3	6	9	0	18	41	10	7	17	1	28	41	8	11	19	9	22	41	5	2	7	8	-24
Zubrus	41	3	6	9	0	18	41	10	7	17	1	28	41	8	11	19	9	22	41	5	2	7	8	-24

**DIVISIONAL SCORING**

PLAYER	METROPOLITAN DIVISION					ATLANTIC DIVISION					CENTRAL DIVISION					PACIFIC DIVISION								
	GP	G	A	PTS	+/-	PIM	GP	G	A	PTS	+/-	PIM	GP	G	A	PTS	+/-	PIM	GP	G	A	PTS	+/-	PIM
Bernier	29	0	3	3	13	-9	23	3	1	4	2	6	13	0	4	4	1	-18	13	0	1	1	3	-0
Boucher	8	0	2	2	1	-2	8	1	1	2	0	2	5	1	2	3	3	0	2	0	0	0	0	0
Brodeur	18	0	2	2	-2	0	12	0	0	0	-0	0	3	0	0	0	-0	0	6	0	1	1	-0	
Brunner	21	5	2	7	2	-8	19	4	7	11	1	-8	9	1	3	4	4	-8	11	1	2	3	4	-2
Carter	23	4	1	5	4	-14	17	0	1	1	1	9	11	2	1	3	2	4	11	1	0	1	5	-8
Clowe	15	2	6	8	4	-10	11	2	10	12	2	14	10	1	2	3	6	-7	7	2	1	3	2	-2
Elias	23	5	14	19	8	-2	19	5	9	14	3	20	10	3	7	10	2	-2	13	5	5	10	3	6
Fayne	26	2	2	4	0	12	22	0	5	5	1	10	12	0	2	1	-6	12	0	0	0	5	-2	
Gelinas	21	2	6	8	4	-6	18	2	8	10	5	6	11	1	4	5	1	-6	10	2	4	6	3	-4
Giorta	23	1	2	3	4	-4	17	2	1	3	1	2	12	1	3	4	0	8	14	0	1	1	5	-4
Greene	30	3	10	13	9	10	24	2	8	10	4	10	14	2	3	5	6	-4	14	1	3	4	4	-8
Harrold	13	0	2	2	5	-0	6	0	1	1	2	6	4	0	1	1	1	2	10	0	0	0	0	6
Henrique	28	14	3	17	6	6	22	7	6	13	0	8	14	1	4	5	4	-4	13	3	5	8	1	2
Jagr	30	9	22	31	12	20	24	6	13	19	0	8	14	4	4	8	0	10	14	5	4	9	4	8
Janssen	10	2	0	2	2	0	7	0	0	0	15	3	1	0	1	2	0	0	4	0	0	0	1	-7
Josefson	10	0	0	0	1	2	7	1	0	1	-1	-2	6	0	1	1	0	0	4	0	1	1	0	0
Larsson	8	1	2	3	0	8	8	0	0	0	2	2	3	0	0	1	-0	0	7	0	0	0	2	-2
Loktionov NJ	20	2	3	5	1	6	11	1	1	2	2	4	8	0	3	3	0	2	9	1	1	2	1	-0
Merrill	19	0	2	2	4	-6	17	1	3	4	3	4	10	0	2	2	2	-0	6	1	2	3	0	2
Olesz	3	0	2	2	0	0	2	0	0	0	0	0	2	0	0	0	0	0	3	0	0	0	0	0
Ruutu	16	1	2	3	-7	-12	18	3	3	6	4	-12	10	0	5	5	2	4	13	1	1	2	10	-4
Car	11	2	2	4	2	4	9	1	1	2	2	-0	2	0	0	0	1	-2	1	0	0	0	1	-2
NJ	7	3	4	6	5	8	7	2	4	6	8	-12	12	0	5	5	1	6	14	1	1	2	11	-6
Total	23	3	6	9	2	-20	27	4	4	8	6	-12	27	4	4	8	0	2	14	2	3	5	1	2
Ryder	30	7	6	13	1	2	24	6	7	13	1	-12	14	3	0	3	7	-2	14	2	3	5	1	2
Salvador	14	0	2	2	3	10	11	1	0	1	3	-6	10	0	0	0	2	-6	5	0	1	1	0	7
Schneider	13	0	0	0	-0	0	13	0	0	0	-0	0	11	0	0	0	-0	0	8	0	0	0	-0	2
Sestilo	6	0	2	2	0	2	7	0	1	1	0	0	1	0	0	0	0	0	2	0	0	0	0	0
Sislo	4	0	0	0	0	0	7	0	0	0	1	-0	2	0	0	0	0	0	1	0	0	0	0	0
Tedenby	9	0	0	0	4	-0	2	0	0	0	3	-6	3	1	0	1	1	-4	1	0	0	0	0	0
Volchenkov	22	0	3	3	4	4	17	0	3	3	1	-2	9	0	1	1	0	10	8	0	1	1	0	4
Whitney	1	0	0	0	0	0	0	0	0	0	0	0	0	0	0	0	0	0	0	0	0	0	0	0
Zajac	29	8	12	20	11	12	24	7	7	14	1	-8	13	2	7	9	3	-6	14	1	4	5	4	-2
Zidicky	29	3	13	16	6	26	24	5	8	13	8	-16	14	3	4	7	3	-6	14	1	5	6	2	12
Zubrus	30	7	8	15	9	14	24	4	2	6	3	-20	14	1	1	2	6	-8	14	1	2	3	1	4

**GOALTENDERS**

HOME	GPI	MINS	AVG	W	L	OT	EN	SO	GA	SA	SPCTG
Martin Brodeur	22	1278	2.39	10	7	5	2	2	51	528	.903
Cory Schneider	21	1214									

PRE-SEASON			
DATE	PLAYER	FROM/TO	INJURY/GAMES MISSED
09/20	Mattias Tedenby	10/03-10/13	Lower body, four pre-season & six regular-season games missed
REGULAR-SEASON			
10/10	Ryan Carter	10/11-10/13	Upper body soreness, two games missed
10/13	Ryane Clowe	10/17-12/23	Upper body, 32 games missed
10/17	Damien Brunner	10/19	Upper body soreness, one game missed
—	Patrik Elias	10/19-10/22	Ill, two games missed
10/22	Bryce Salvador	10/24-12/27	Non-displaced foot stress fracture, 30 games missed
10/24	Cory Schneider	10/26-11/02	Lower body, three games missed
10/28	Peter Harrold	10/29-11/03	Upper body, three games missed
10/29	Patrik Elias	11/02-11/12	Upper body soreness, six games missed
11/01	Travis Zajac	11/02-11/03	Lower body, two games missed
11/02	Anton Volchenkov	11/03	Lower body, one game missed
11/03	Jon Merrill	11/07-11/16	Lacerations, six games missed
11/08	Stephen Gionta	11/10-11/12	Sore foot, two games missed
11/12	Anton Volchenkov	11/15-11/27	Lower body, seven games missed
11/23	Stephen Gionta	11/25-12/14	Ankle, 11 games missed
11/23	Adam Larsson	11/25-01/07	Lower body, 21 games missed
11/30	Ryan Carter	12/02-12/31	Leg, 14 games missed
12/06	Marek Zidlicky	12/07	Upper body, one game missed
12/07	Peter Harrold	12/10-01/31	Non-displaced foot fracture, 25 games missed
12/20	Damien Brunner	12/21-01/18	Lower body, 14 games missed
12/21	Andrei Loktionov	12/21-12/23	Ill, two games missed
12/31	Patrik Elias	01/03-01/14	Total body soreness, seven games missed
—	Jacob Josefson	01/04-01/14	Ill, six games missed
—	Anton Volchenkov	01/16	Ill, one game missed
01/31	Anton Volchenkov	02/03-02/08	Lower body, three games missed
02/27	Damien Brunner	03/01-03/02	Lower body, two games missed
02/27	Bryce Salvador	03/01-03/02	Collarbone, two games missed
03/14	Ryan Carter	03/15-03/20	Upper body, three games missed
03/20	Tim Sestito	03/22-03/31	Upper body, five games missed
03/22	Anton Volchenkov	03/23-03/31	Lower body, four games missed
03/11	Bryce Salvador	03/27-04/13	Lower body, ten games missed
03/29	Stephen Gionta	03/31-04/01	Lower body, two games missed
03/29	Jon Merrill	03/31-04/01	Cheek, two games missed
03/31	Ryane Clowe	04/01-04/13	Upper body, seven games missed
04/04	Patrik Elias	04/05-04/07	Upper body, two games missed
04/04	Adam Henrique	04/05-04/13	Lower body, five games missed
04/04	Jacob Josefson	04/05-04/13	Lower body, five games missed

Total man-games lost to Injury/Illness: four pre-season/260 regular-season

**BABES AND SENIORS**

**The Youngest Devils**

Name	Age (Years, Months, Days)
Scott Niedermayer	18 years, 1 month, 15 days
Craig Volanin	18 years, 2 months, 13 days
Kirk Muller	18 years, 8 months, 4 days
Brendan Shanahan	18 years, 8 months, 16 days
Pat Verbeek	18 years, 9 months, 21 days
John MacLean	18 years, 10 months, 15 days
Adam Larsson	18 years, 10 months, 26 days
Stefan Matteau	18 years, 10 months, 27 days
Petr Sykora	18 years, 11 months, 9 days
Corey Foster	19 years, 0 months, 23 days

**The Eldest Devils**

Name	Age (Years, Months, Days)
Igor Larionov	43 years, 4 months, 7 days
Jaromir Jagr	42 years, 1 month, 29 days
Tommy Albelin	41 years, 11 months, 23 days
Martin Brodeur	41 years, 11 months, 7 days
Brendan Shanahan	40 years, 3 months, 5 days
Johan Hedberg	39 years, 11 months, 22 days
Scott Stevens	39 years, 9 months, 6 days
Ken Daneyko	39 years, 1 month, 23 days
Steve Sullivan	38 years, 9 months, 21 days
John Vanbiesbrouck	38 years, 7 months, 9 days


Age determined at first game played for youngest Devils, last game (regular season or playoffs) for eldest.

TRAINING CAMP			REGULAR-SEASON (cont.)		
Date	Player	To/From	Date	Player	To/From
09/12	Training Camp starts		11/27	Gionta	To Injured Reserve (retro 11/23)
52	skaters + 6 goaltenders with	Devis		Helgeson	To/from Albany, AHL
09/16	Brunner	Agrees to PTO	20 + 2	with Devils	
53 + 6	with Devils		11/29	Volchenkov	From Injured Reserve
09/20	Boucher, Boychuk, Clermont, Helgeson, Hoeffel, Hirabarenka, Kelly, McKelvie, McPherson, Pesonen, Scarlett, Thomson, Whitney, Wohlberg, D. Zajac	To Albany, AHL	12/01	Larsson	To Injured Reserve (retro 11/23)
				Sestito	From Albany, AHL
			21 + 2	with Devils	
			12/04	Carter	To Injured Reserve (retro 11/30)
				Boucher	From Albany, AHL
			21 + 2	with Devils	
			12/12	Harrold	To Injured Reserve (retro 12/07)
				Tedenby	To Albany, AHL (cond.)
			19 + 2	with Devils	
			12/16	Tedenby	From Albany, AHL
			20 + 2	with Devils	
			12/18	Gionta	From Injured Reserve
34 + 4	with Devils		21 + 2	with Devils	
09/21	Young	To Albany, AHL	12/27	Brunner	To Injured Reserve (retro 12/20)
33 + 4	with Devils			Clowe	From Injured Reserve
09/24	Brunner	Signs	21 + 2	with Devils	
09/25	Burton, Gelinass, Matteau, Merrill, Pelley, Sestito, Siso, Wedgewood, Severson	To Albany, AHL	12/28	Sestito	To Albany, AHL
				Salvador	From Injured Reserve
			21 + 2	with Devils	
			01/03	Tedenby	Placed on non-roster waivers
				Carter	From Injured Reserve
				Volchenkov	To Injured Reserve (retro 12/27)
25 + 3	with Devils			Siso	From Albany, AHL
09/28	Barch	To Florida, NHL	21 + 2	with Devils	
	Timmins	From Florida, NHL/ To Albany, AHL	01/04	Gelinass	To Albany, AHL
				Volchenkov	From Injured Reserve
24 + 3	with Devils			Tedenby	Cleared waivers/To Albany, AHL
09/29	Kinkaid	To Albany, AHL	21 + 2	with Devils	
24 + 2	with Devils		01/06	Elias	To Injured Reserve (retro 12/31)
09/30	Elias	To Injured Reserve		Gelinass	From Albany, AHL
	Janssen	To Albany, AHL	21 + 2	with Devils	
	Tedenby	Injured, Non-Roster Player	01/08	Josefson	To Injured Reserve (retro 01/04)
21 + 2	with Devils			Urborn	Claimed off waivers from Wash/ Cleared waivers/To Albany, AHL

**REGULAR-SEASON**

Date	Player	To/From	Date	Player	To/From
10/02	Urborn	Placed on waivers	20 + 2	with Devils	
21 + 2	with Devils		01/09	Larsson	From Injured Reserve/ To Albany, AHL
10/03	Urborn	Claimed off waivers by Washington, NHL	20 + 2	with Devils	
	Elias	From Injured Reserve	01/16	Siso	To Albany, AHL
21 + 2	with Devils			Elias	From Injured Reserve
10/16	Clowe	To Injured Reserve (retro 10/13)		Josefson	
	Tedenby	Activated	01/20	Janssen	Placed on waivers
21 + 2	with Devils		21 + 2	with Devils	
10/23	Salvador	Non-Roster Player	01/21	Janssen	Cleared waivers/To Albany, AHL
	Gelinass	From Albany, AHL		Brunner	From Injured Reserve
21 + 2	with Devils		21 + 2	with Devils	
10/26	Kinkaid	From Albany, AHL	01/22	Boucher	To Albany, AHL
21 + 3	with Devils		20 + 2	with Devils	
10/27	Gelinass	To Albany, AHL	01/23	Whitney	From Albany, AHL
	Kinkaid		21 + 2	with Devils	
20 + 2	with Devils		01/25	Whitney	To Albany, AHL
10/28	Salvador	To Injured Reserve (retro 10/22)	20 + 2	with Devils	
	Schneider	To Injured Reserve (retro 10/24)	01/31	Gelinass	To Albany, AHL
	Gelinass	From Albany, AHL		Siso	From Albany, AHL
21 + 1	with Devils		20 + 2	with Devils	
10/29	Kinkaid	From Albany, AHL	02/01	Siso	To Albany, AHL
21 + 2	with Devils		19 + 2	with Devils	
11/03	Harrold	To Injured Reserve (retro 10/28)	02/03	Harrold	From Injured Reserve
	Schneider	To Injured Reserve	20 + 2	with Devils	
	Kinkaid	To Albany, AHL	02/09	Merrill	To Albany, AHL
	Merrill	From Albany, AHL	19 + 2	with Devils	
21 + 2	with Devils		02/19	Merrill	From Albany, AHL
11/04	Olesz	Placed on waivers	20 + 2	with Devils	
21 + 2	with Devils		02/25	Gelinass	From Albany, AHL
11/05	Olesz	Cleared waivers/To Albany, AHL	21 + 2	with Devils	
20 + 2	with Devils		03/05	Loktionov	To Carolina, NHL
11/06	Janssen	From Albany, AHL		Ruutu	From Carolina, NHL
21 + 2	with Devils		21 + 2	with Devils	
11/07	Elias	To Injured Reserve	03/18	Sestito	From Albany, AHL
	Harrold	From Injured Reserve	22 + 2	with Devils	
21 + 2	with Devils		03/31	Larsson	From Albany, AHL (emer.)
11/10	Merrill	To Injured Reserve (retro 11/03)	23 + 2	with Devils	
20 + 2	with Devils		04/01	Siso	From Albany, AHL
11/15	Elias	From Injured Reserve	24 + 2	with Devils	
21 + 2	with Devils		04/12	Gelinass	To Albany, AHL
11/18	Merrill	To Albany, AHL	23 + 2	with Devils	
	Volchenkov	To Injured Reserve	04/14	Larsson, Merrill	To Albany, AHL
20 + 2	with Devils			Sestito, Siso	
11/25	Merrill	From Albany, AHL (emer.)	19 + 2	with Devils	
21 + 2	with Devils				





*Devils' forward Patrik Elias is the team's all-time leading scorer against 18 of the team's 29 opponents.*

2013-14	GP	W	L	GS	ST	S%	GA	SA	SV%
A? 7	6	G	6	f	rG	8.9	9	19	.526
Away	7	G	7	f	25	8.0	f	26	.538
,AF3>	3	G	13	4	45	8.9	f	45	.533

Goaltender	GP	W	L	SA	GA	SV%
M. Brodeur	5	G	5	6	8	.566
C. S5: @7:67D	8	G	8	29	13	.552

Player	G	S	GDG	Shot%
J. Jose8EA@	-	-	G	G/GK
R. BoG5:7D	-	f	G	5GK
D. BrG@@7D	-	5	G	fGK
J. Jagr	-	6	G	6.7
A. LarEEA@	G	-	G	GK
%KSislo	-	-	G	GK
T. RGGFG	G	-	G	GK
M. 2,6>5-K	G	-	G	GK
D. ZG4DGE	G	-	G	GK
M. RKG7D	G	f	G	GK
R. CIAI7	G	-	G	GK
A. HenD:CG7	G	5	G	GK
T. Z3<35	G	6	G	GK
P. EI8E	G	8	G	GK

Vs. Team	GP	W	L	GF	SF	GA	SA
Buffa>A	G	G	-	f	9	3	9
Color36A	-	-	-	f	f	f	3
Colum4GE	-	-	-	G	3	f	3
Edmo@FA@	-	-	-	G	f	f	f
%A@D73>	-	-	-	G	f	f	f
NYI15@67DE	3	G	3	G	3	6	-
'FF313	-	G	-	G	4	-	4
(A7@:J	-	G	-	G	3	-	f
ADA@A	f	G	f	G	6	f	6
.3@5AGH7D	-	G	-	G	3	-	3

October 4, 2013; NY Islanders 4 @ New Jersey 3

Team	Shooter	Goaltender	Result	V-H
&*	Brunn7D	&34A=AH	+3H7	0-0
&1!	&7>E7@	BrodeuD	%1++	0-0
&J	C-AI 7	&34A=AH	+3H7	G@G
&1!	Bouchar6	BrodeuD	SAVE	0-0
&*	Elias	&34A=AH	+3H7	0-0
&1!	.3H3DE	Brodeur	SAVE	0-0
&*	23<35	&34A=AH	%EE	G@G
&1!	Bailey	Brodeur	%1++	G@G
&*	*K67A	&34A=AH	+3H7	0-0
&1!	'=BAEA	BrodeGD	SAVE	0-0
&*	"39D	&34A=AH	+3H7	0-0
NYI	Moulson	Brodeur	Goal	1-0

October 7, 2013; New Jersey 4 @ Edmonton 5

Team	Shooter	Goaltender	Result	V-H
Edm.	Eberle	Brodeur	Goal	0-1
&*	Brunn7D	LaBarb7D3	%EE	0-1
Edm.	(7DIA@	BrodeGD	Goal	0-2
&*	Clowe	LaBarb7D3	+3H7	0-2

October 24, 2013; Vancouver 3 @ New Jersey 2

Team	Shooter	Goaltender	Result	V-H
Van.	Santorelli	Schneider	Goal	1-0
&*	23<5	\$GA@9A	%EE	1-0
.3@k	D. +76@	+5:@7:67D	SAVE	1-0
&*	7@DCG7	\$GA@9A	%EE	1-0
.3@k	Edler	+5:@7:67D	%1++	1-0
&*	Elias	\$GA@9A	+3H7	1-0

November 8, 2013; New Jersey 1 @ Toronto 2

Team	Shooter	Goaltender	Result	V-H
,ADk	*3K?A @6	+5:@7:67D	SAVE	0-0
&*	*K67D	BernieD	+3H7	0-0
,ADk	#7EET>	+5:@7:67D	SAVE	0-0
&*	23<5	BernieD	%EE	0-0
Tor.	van Riemsdyk	Schneider	Goal	0-1
&*	7@DCG7	Berni7D	%EE	0-1

December 4, 2013; Montreal 4 @ New Jersey 3

Team	Shooter	Goaltender	Result	V-H
&*	Boucher	Budaj	GOAL	0-1
%F>k	Eller	+5:@7:67D	Goal	1-1
&*	23<5	Budaj	+3H7	1-1
Mtl.	Desharnais	Schneider	Goal	2-1
&*	Elias	Budaj	+3H7	2-1

December 27, 2013; Columbus 2 @ New Jersey 1

Team	Shooter	Goaltender	Result	V-H
&*	"39D	McEihin@7K	+3H7	0-0
CBJ	\$7F7B5	BrodeGD	%1++	0-0
&*	Clowe	McEihin@7K	+3H7	0-0
CBJ	"A:3@E7@	BrodeGD	%1++	0-0
&*	Elias	McEihin@7K	+3H7	0-0
CBJ	Atkinson	Brodeur	Goal	1-0

January 12, 2014; New Jersey 2 @ Toronto 3

Team	Shooter	Goaltender	Result	V-H
Tor.	van Riemsdyk	Schneider	Goal	0-1
&*	"39D	Berni7D	%EE	0-1
,ADk	\$GBG>	+5:@7:67D	%1++	0-1
&*	Clowe	Berni7D	+3H7	0-1
,ADk	Bozak	+5:@7:67D	%1++	0-1
&*	Boucher	Berni7D	%EE	0-1

January 16, 2014; New Jersey 1 @ Colorado 2

Team	Shooter	Goaltender	Result	V-H
Col.	Duchene	Schneider	Goal	0-1
&*	Elias	.3D<3?AH	+3H7	0-1
CA>k	%35#:@6@	+5:@7:67D	SAVE	0-1
&*	7@DCG7	.3D<3?AH	%EE	0-1
Col.	'S7 >*k	+5:@7:67D	Goal	0-2

March 27, 2014; Phoenix 3 @ New Jersey 2

Team	Shooter	Goaltender	Result	V-H
&*	BrunneD	Greiss	+3H7	0-0
Phx.	Boedker	Brodeur	Goal	1-0
&*	Clowe	Brodeur	+3H7	1-0
(.JK	.D43B	Brodeur	SAVE	1-0
&*	Elias	Greiss	+3H7	1-0

March 29, 2014; New Jersey 1 @ NY Islanders 2

Team	Shooter	Goaltender	Result	V-H
NYI	Nielsen	Schneider	Goal	0-1
&*	7@DCG7	&>EEA@	+3H7	0-1
&1!	&7>EA@	+5:@7:67D	Goal	0-2
&*	Elias	&>EEA@	+3H7	0-2

April 1, 2014; New Jersey 2 @ Buffalo 3

Team	Shooter	Goaltender	Result	V-H
Buf.	Ennis	+5:@7:67D	Goal	0-1
&*	"AE78EA@	\$7G17@	GOAL	1-1
Buf.	A69EA@	+5:@7:67D	SAVE	1-1
&*	BrunneD	\$7G17@	+3H7	1-1
Buf.	Gir97@EA@E	+5:@7:67D	SAVE	1-1
&*	2,6>5=K	\$7G17@	+3H7	1-1
Buf.	+F38AD6	+5:@7:67D	Goal	1-2
&*	"39D	\$7G17@	GOAL	2-2
Buf.	Fo>9@A	+5:@7:67D	%1++	2-2
&*	23<5	\$7G17@	%EE	2-2
Buf.	ConacheD	+5:@7:67D	SAVE	2-2
&*	*GG8	\$7G17@	+3H7	2-2
Buf.	Flynn	+5:@7:67D	SAVE	2-2
&*	Elias	\$7G17@	+3H7	2-2
Buf.	D'Agostini	+5:@7:67D	SAVE	2-2
&*	7@DCG7	\$7G17@	%EE	2-2
Buf.	Leino	Schneider	Goal	2-3
&*	+;E>A	\$7G17@	+3H7	2-3

April 10, 2014; New Jersey 1 @ Ottawa 2

Team	Shooter	Goaltender	Result	V-H
'FFk	.GD;E	+5:@7:67D	%1++	0-0
&*	23<5	\$7@7D	%EE	0-0
'FFk	+B7LL3	+5:@7:67D	SAVE	0-0
&*	\$3DEA@	\$7@7D	+3H7	0-0
'FFk	%:5,3>7=	+5:@7:67D	SAVE	0-0
&*	"39D	\$7@7D	+3H7	0-0
Ott.	Karlsson	Schneider	Goal	0-1
&*	2G4DGE	\$7@7D	%EE	0-1

April 11, 2014; NY Islanders 3 @ New Jersey 2

Team	Shooter	Goaltender	Result	V-H
&1!	&7>E7@	BroD7GD	Goal	1-0
&*	Brunn7D	&>EEA@	GOAL	1-1
NYI	Bailey	Brodeur	Goal	2-1
&*	"39D	&>EEA@	%EE	2-1
&1!	+F877	BrodeuD	Goal	3-1

Game-determining goal in bold.



**ALL-TIME RECORD**

	GP	W	L	O/T	OTL	PTS	GF	GA
DEVILS	26	16	8	2	0	34	77	60
at New Jersey	12	9	2	1	0	19	40	22
at Anaheim	14	7	6	1	0	15	37	38

**2013-14 SUMMARY**

NEW JERSEY	GP	W	L	OT	PTS	GF	GA	SF	SA	PIM	PP	SHG
ANAHEIM	2	1	0	1	3	6	6	46	49	18	3-7, 42.6%	0
	2	1	0	1	3	6	6	49	46	14	2-9, 22.2%	0

DATE	GAME#	RES	SCORE	LOCATION	GOALTENDERS	W/D GOAL
11/20/13	21	Wo	4-3	@ Anaheim	BRODEUR/Hiller	ZAJAC
12/20/13	36	Lo	2-3	@ DEVILS	SCHNEIDER/Hiller	Palmieri

**INDIVIDUAL SCORING vs. DUCKS**

PLAYER	2013-14					WITH DEVILS				CAREER							
	GP	G	A	PTS	+/-	PIM	S	GP	G	A	PTS	PIM	GP	G	A	PTS	PIM
STEVE BERNIER	2	0	0	0	0	2	2	3	0	0	0	0	26	10	4	14	4
REID BOUCHER	1	0	0	0	0	0	0	1	0	0	0	0	1	0	0	0	0
DAMIEN BRUNNER	2	0	0	0	0	0	0	2	0	0	0	0	4	0	2	2	2
MIKE CAMMALLERI	3	1	0	1	2	-	10	19	4	5	9	6	40	15	18	33	22
RYAN CARTER	1	0	0	0	1	-	0	1	0	0	0	0	2	0	0	0	0
PATRIK ELIAS	2	0	3	3	1	0	2	19	4	5	9	6	19	4	5	9	6
ERIC GELINAS	2	1	1	2	3	-	4	2	1	1	2	2	2	1	1	2	2
STEPHEN GIONTA	2	0	0	0	3	-	4	2	0	0	0	2	2	0	0	0	2
ANDY GREENE	2	1	0	1	0	0	7	7	1	2	3	0	7	1	2	3	0
PETER HARROLD	1	0	0	0	0	2	0	1	0	0	0	2	13	0	2	2	10
MARTIN HAVLAT	2	1	0	1	0	0	3	-	-	-	-	-	29	7	14	21	8
ADAM HENRIQUE	2	0	2	2	0	0	2	3	1	2	3	0	3	1	2	3	0
JAROMIR JAGR	2	1	1	2	0	0	6	2	1	1	2	0	24	16	15	31	14
CAM JANSSEN	1	0	0	0	1	-	2	1	0	0	0	7	11	0	0	0	24
ADAM LARSSON	1	0	0	0	1	-	2	1	0	0	0	2	1	0	0	0	2
JON MERRILL	1	0	0	0	0	0	1	1	0	0	0	0	1	0	0	0	0
TUOMO RUUTU	2	0	0	0	2	-	3	-	-	-	-	-	16	2	1	3	12
MICHAEL RYDER	2	1	0	1	0	0	4	2	1	0	1	0	16	8	6	14	4
CORY SCHNEIDER	1	0	0	0	-	2	0	1	0	0	0	2	9	0	0	0	2
TIM SESTITO	1	0	0	0	0	0	1	3	0	0	0	0	3	0	0	0	0
TRAVIS ZAJAC	2	1	1	2	2	0	5	7	1	2	3	2	7	1	2	3	2
MAREK ZIDLICKY	2	1	0	1	1	2	3	2	1	0	1	2	33	3	13	16	39
DAINIUS ZUBRUS	2	0	1	1	0	0	3	7	0	3	3	2	20	1	5	6	6

Also with career statistics vs. Ducks: SCOTT CLEMMENSEN (1-0-0-0-0 with Devils/1-0-0-0-0 career); RYANE CLOWE (- - - - - /31-5-13-18-48); JACOB JOSEFSON (1-0-0-0-0/1-0-0-0-0); ROD PELLEY (2-0-1-1-0/2-0-1-1-0); BRYCE SALVADOR (3-0-0-0-0/27-1-4-5-12).

**GOALTENDING HISTORY vs. DUCKS**

GOALTENDER	2013-14					WITH DEVILS					CAREER				
	MIN	GA	SO	GAA	W L OT	MIN	GA	SO	GAA	W L OT	MIN	GA	SO	GAA	W L OT
SCOTT CLEMMENSEN	0	0	0	-	0 0 0	59	4	0	4.07	0 1 0	59	4	0	4.07	0 1 0
CORY SCHNEIDER	62	3	0	2.90	0 0 1	62	3	0	2.90	0 0 1	403	17	2	2.53	4 2 1

YEAR	HOME		ROAD		TOTAL		GF-GA	SF-SA	PIM	PP/PK
	W-L-O/T	W-L-O/T	W-L-O/T	W-L-O/T						
1993-94	1-0-0	1-0-0	2-0-0	10-3	67-41	22-40	3-12/1-8			
1994-95	0-0-0	0-0-0	0-0-0	0-0	0-0	0-0	0-0/0-0			
1995-96	0-1-0	0-1-0	0-2-0	3-10	56-50	22-24	0-6/1-5			
1996-97	1-0-0	0-1-0	1-1-0	6-6	76-52	25-49	1-9/0-7			
1997-98	1-0-0	0-1-0	1-1-0	3-2	57-44	21-15	0-5/0-8			
1998-99	1-0-0	1-0-0	2-0-0	11-4	64-49	37-37	3-8/1-8			
1999-00	1-0-0	1-0-0	2-0-0	5-3	59-54	21-13	2-4/0-4			
2000-01	1-0-0	1-0-0	2-0-0	9-4	64-52	21-35	4-8/2-6			
2001-02	0-0-0	0-1-0	0-1-0	1-2	45-19	9-15	1-4/1-1			
2002-03	1-0-0	1-0-0	2-0-0	6-3	61-55	22-20	0-5/0-6			
2003-04	0-0-0	0-0-1	0-0-1	3-3	36-36	16-10	1-4/1-7			
2005-06	0-0-0	0-0-0	0-0-0	0-0	0-0	0-0	0-0/0-0			
2006-07	0-0-0	0-1-0	0-1-0	2-4	25-37	17-17	1-6/0-6			
2007-08	0-1-0	0-0-0	0-1-0	1-2	35-24	4-10	0-5/0-2			
2008-09	0-0-0	0-1-0	0-1-0	3-4	21-34	8-4	1-2/0-4			
2009-10	1-0-0	0-0-0	1-0-0	3-1	25-32	12-6	0-3/0-6			
2010-11	0-0-0	1-0-0	1-0-0	2-1	27-28	8-8	0-4/1-3			
2011-12	1-0-0	0-0-0	1-0-0	3-2	27-38	11-7	0-1/0-3			
2012-13	0-0-0	0-0-0	0-0-0	0-0	0-0	0-0	0-0/0-0			
2013-14	0-0-1	1-0-0	1-0-1	6-6	46-49	18-14	3-7/2-9			
<b>TOTALS</b>	<b>9-2-1</b>	<b>7-6-1</b>	<b>16-8-2</b>	<b>77-60</b>	<b>791-694</b>	<b>294-324</b>	<b>20-93/10-93</b>			

**ANAHEIM DUCKS**

HONDA CENTER • ANAHEIM, CA  
(714) 940-2900 • Fax (714) 940-2953  
www.anaheimducks.com



**Owners**.....Henry & Susan Samuelli  
**Chief Executive Officer**.....Michael Schulman  
**Executive Vice President & General Manager**.....Bob Murray  
**Executive Vice President & COO**.....Tim Ryan  
**Senior Vice President, Hockey Operations**.....David McNab  
**Head Coach**.....Bruce Boudreau  
**Assistant Coaches**.....Brad Lauer, Trent Yawney, Scott Niedermayer  
**Goaltending Consultant**.....Dwayne Roloson  
**Strength & Conditioning Coach**.....Sean Skahan  
**Head Athletic Trainer**.....Joe Huff  
**Equipment Manager**.....Doug Shearer  
**Director of Media & Communications**.....Alex Gilchrist  
**Media & Communications Manager**.....Steve Hoem  
**Television**.....FSN Prime Ticket, KDOC-TV (Ch. 56)  
**Radio**.....Anaheim Ducks Radio Network, KLA4 (830 AM)



**BOUDREAU**

**2013-14 LEADERS**

**Goals**.....Corey Perry, 43     **PIM**.....Patrick Maroon, 101  
**Assists**.....Ryan Getzlaf, 56     **GAA**.....Frederick Andersen, 2.29  
**Points**.....Ryan Getzlaf, 87     **Wins**.....Jonas Hiller, 29  
**+/-**.....Corey Perry, +32     **ShO**.....Jonas Hiller, 5

**OTHER INFORMATION**

**Leading Scorer vs. NJ**.....Paul Kariya, 7g-6a-13pts  
**Leading Scorer vs. Ana.**.....Bobby Holik, 7g-9a-16pts  
**Last Trade**.....Devils obtained Kurtis Foster, Timo Pielmeier for Mark Fraser, Rod Pelley, #7 2012 Draft Pick (Jaycob Menga) (12/12/11)  
**Stanley Cups**.....1 (2006-07)  
**2014-15 Schedule vs. Ana.**.....Mar. 29 @ NJ; Jan. 16 @ Ana.



**GETZLAF**

**INDIVIDUAL SCORING vs. DEVILS**

PLAYER	2013-14							CAREER						
	GP	G	A	PTS	+/-	PIM	S	GP	G	A	PTS	PIM		
BRYAN ALLEN	2	0	0	0	0	0	0	24	0	3	3	19		
FRANCOIS BEAUCHEMIN	2	0	0	0	1	0	1	11	1	2	3	4		
MATT BELESKEY	1	1	0	1	0	0	1	3	1	0	1	0		
ANDREW COGLIANO	2	0	0	0	0	0	1	7	0	2	2	2		
EMERSON ETEM	1	0	0	0	0	0	4	1	0	0	0	0		
MARK FISTRIC	1	0	0	0	1	2	0	6	0	1	1	2		
CAM FOWLER	2	1	2	3	0	0	4	3	1	2	3	0		
RYAN GETZLAF	2	1	0	1	1	-	0	6	8	1	3	4		
DANY HEATLEY	2	1	0	1	2	-	0	32	11	15	26	18		
TIM JACKMAN	2	0	0	0	1	-	0	17	0	2	2	32		
RYAN KESLER	2	1	1	2	1	0	4	9	3	4	7	10		
SAKU KOIVU	1	0	0	0	0	2	0	44	8	19	27	24		
JASON LABARBERA	1	0	0	0	-	0	0	3	0	0	0	0		
HAMPUS LINDHOLM	2	0	1	1	0	2	4	2	0	1	1	2		
BEN LOVEJOY	2	0	1	1	0	0	0	12	0	1	1	2		
KYLE PALMIERI	2	1	2	3	4	0	4	2	1	2	3	0		
COREY PERRY	2	0	0	0	1	-	2	7	8	2	3	5		
JAKOB SILFVERBERG	1	0	0	0	0	0	2	4	0	1	1	0		
DEVANTE SMITH-PELLY	1	0	0	0	1	-	0	1	0	0	0	0		
CLAYTON STONER	2	0	0	0	0	0	1	5	1	0	1	0		
NATE THOMPSON	3	1	0	1	0	0	5	17	5	1	6	9		

Also with career statistics vs. Devils: LOUIS LEBLANC (3-0-2-2-0); SHELDON SOURAY (21-3-3-6-19); DAVID STECKEL (19-1-2-3-4); NOLAN YONKMAN (2-0-0-0-0).

**GOALTENDING HISTORY vs. DEVILS**

GOALTENDER	2013-14							CAREER						
	MIN	GA	SO	GAA	W L OT	MIN	GA	SO	GAA	W L OT				
JASON LABARBERA	65	4	0	3.69	1 0 0	107	11	0	6.17	1 1 0				



ALL-TIME RECORD										
DEVILS	GP	W	L	OT	OTL	PTS	GF	GA		
at New Jersey	57	18	31	8	0	44	166	188		
at Arizona/Wpg.	28	12	11	5	0	29	93	82		
	29	6	20	3	0	15	73	106		

**2013-14 SUMMARY**

NEW JERSEY	GP	W	L	OT	PTS	GF	GA	SF	SA	PIM	PP	SHG
ARIZONA	2	0	1	1	1	4	6	63	54	12	1-6, 16.7%	0
	2	2	0	0	4	6	4	54	63	12	1-6, 16.7%	0

DATE	GAME#	RES	SCORE	LOCATION	GOALTENDERS	WD Goal
01/18/14	50	L	2-3	@ Phoenix	BRODEUR/Smith	Hanzal
03/27/14	73	Ls	2-3	@ DEVILS	BRODEUR/Greiss	Boedker

**INDIVIDUAL SCORING vs. COYOTES/JETS**

PLAYER	2013-14							WITH DEVILS				CAREER						
	GP	G	A	PTS	+/-	PIM	S	GP	G	A	PTS	PIM	GP	G	A	PTS	PIM	
STEVE BERNIER	1	0	0	0	1	0	0	1	0	0	0	0	24	4	5	9	44	
REID BOUCHER	1	0	0	0	0	0	0	1	0	0	0	0	1	0	0	0	0	
DAMIEN BRUNNER	1	0	0	0	0	0	3	1	0	0	0	0	3	1	1	2	0	
MIKE CAMMALLERI	4	0	2	2	3	-	0	8	-	-	-	-	45	15	21	36	26	
RYAN CARTER	2	0	0	0	2	-	0	2	3	0	0	0	12	1	0	1	2	
RYANE CLOWE	2	2	1	3	1	2	7	2	2	1	3	2	33	8	16	24	28	
PATRIK ELIAS	2	0	1	1	1	-	0	7	21	6	10	16	4	21	6	10	16	4
ERIC GELINAS	2	0	1	1	1	-	2	3	2	0	1	1	2	2	0	1	1	2
STEPHEN JIONTA	2	0	0	0	1	-	0	1	2	0	0	0	2	0	0	0	0	0
ANDY GREENE	2	0	1	1	1	0	9	6	0	1	1	0	6	0	1	1	0	0
PETER HARROLD	1	0	0	0	0	0	0	0	1	0	0	0	10	2	2	4	6	
MARTIN HAVLAT	2	0	0	0	1	-	0	2	-	-	-	-	30	6	12	18	16	
ADAM HENRIQUE	2	1	0	1	1	0	2	3	1	1	2	0	3	1	1	1	2	0
JAROMIR JAGR	2	1	0	1	1	4	8	2	1	0	1	4	33	15	19	34	34	
JACOB JOSEFSON	1	0	1	1	1	0	0	1	0	1	1	0	1	0	1	1	0	0
JON MERRILL	2	0	1	1	1	-	0	2	2	0	1	0	2	0	1	1	0	0
TUOMO RUUTU	3	0	0	0	1	-	2	3	1	0	0	0	19	7	4	11	20	
MICHAEL RYDER	2	0	1	1	2	0	4	2	0	1	1	0	18	6	4	10	4	
BRYCE SALVADOR	1	0	0	0	0	0	0	0	4	2	2	5	24	0	3	3	23	
ALEXANDER URBOM	1	0	0	0	0	0	1	0	0	0	0	0	1	0	0	0	0	0
TRAVIS ZAJAC	2	0	0	0	0	0	4	7	2	2	4	2	7	2	2	4	2	0
MAREK ZIDLICKY	2	0	0	0	0	2	4	2	0	0	2	2	27	5	11	16	12	
DAINIUS ZUBRUS	2	0	0	0	1	-	0	4	2	0	1	2	19	2	3	5	10	

Also with career statistics vs. Coyotes/Jets: SCOTT CLEMMENSEN (- - - - with Devils/1-0-0-0-0 career); CAM JANSSEN (2-0-0-0-0/11-0-0-0-14); ADAM LARSSON (1-0-0-0-0/1-0-0-0-0); ROD PELLEY (3-0-1-1-2/7-1-1-2-2); CORY SCHNEIDER (- - - -/5-0-0-0-0); TIM SESTITO (1-0-0-0-0/1-0-0-0-0); MATTIAS TEDENBY (2-0-1-1-0/2-0-1-1-0); SCOTT TIMMINS (- - - -/1-0-0-0-2).

**GOALTENDING HISTORY vs. COYOTES/JETS**

GOALTENDER	2013-14					WITH DEVILS					CAREER				
	MIN	GA	SO	GAA	W L OT	MIN	GA	SO	GAA	W L OT	MIN	GA	SO	GAA	W L OT
SCOTT CLEMMENSEN	0	0	0	-	0 0 0	0	0	0	-	0 0 0	65	1	0	0.92	1 0 0
CORY SCHNEIDER	0	0	0	-	0 0 0	0	0	0	-	0 0 0	304	5	2	0.99	3 1 1

YEAR	HOME			ROAD			TOTAL			GF-GA	SF-SA	PIM	PP/PK
	W-L-O/T	W-L-O/T	W-L-O/T	W-L-O/T	W-L-O/T	W-L-O/T							
1982-83	0-1-0	1-1-0	1-2-0	7-10	61-88	37-43	3-7/1-9						
1983-84	1-1-0	0-1-0	1-2-0	12-15	95-96	63-70	3-19/4-17						
1984-85	0-1-0	0-1-1	0-2-1	6-15	78-122	39-37	3-11/4-12						
1985-86	2-0-0	0-1-0	2-1-0	13-12	80-87	34-49	1-12/3-10						
1986-87	0-1-0	0-2-0	0-3-0	8-17	92-102	54-54	4-13/3-13						
1987-88	0-1-1	0-1-0	0-2-1	3-8	93-70	71-102	2-23/4-13						
1988-89	0-0-1	0-1-1	0-1-2	10-11	94-98	50-50	2-11/2-11						
1989-90	0-2-0	1-0-0	1-2-0	8-9	102-89	32-30	0-9/0-10						
1990-91	0-0-1	0-1-1	0-1-2	10-11	106-91	53-51	4-13/3-14						
1991-92	0-1-0	0-1-0	0-2-0	4-7	77-46	57-41	1-9/2-13						
1992-93	0-0-1	0-1-0	0-1-1	5-6	84-54	38-35	2-13/1-8						
1993-94	1-0-0	1-0-0	2-0-0	11-4	51-62	50-60	3-9/0-9						
1994-95	0-0-0	0-0-0	0-0-0	0-0	0-0	0-0	0-0/0-0						
1995-96	1-0-0	0-1-0	1-1-0	7-6	68-68	55-53	2-9/1-9						
1996-97	0-1-0	0-1-0	0-2-0	6-8	74-42	15-27	1-10/0-3						
1997-98	1-0-0	1-0-0	2-0-0	6-2	47-41	39-29	3-6/1-11						
1998-99	1-0-0	0-1-0	1-1-0	6-4	54-51	22-28	2-10/0-7						
1999-00	1-0-0	0-1-0	1-1-0	6-7	79-41	21-21	0-7/2-7						
2000-01	1-0-0	1-0-0	2-0-0	8-3	71-41	12-18	3-7/0-4						
2001-02	1-0-0	0-1-0	1-1-0	6-6	59-49	13-21	2-7/1-3						
2002-03	0-0-0	1-0-0	1-0-0	3-0	38-18	6-8	0-4/0-3						
2003-04	0-1-0	0-0-0	0-1-0	1-3	28-23	10-8	0-3/0-4						
2005-06	0-0-0	0-0-0	0-0-0	0-0	0-0	0-0	0-0/0-0						
2006-07	0-1-0	0-1-0	0-1-0	1-3	15-27	4-12	0-6/0-2						
2007-08	0-0-0	0-0-0	0-1-0	1-4	31-38	23-13	0-4/1-9						
2008-09	1-0-0	0-0-0	1-0-0	5-2	36-28	20-16	1-2/1-4						
2009-10	0-0-0	0-1-0	0-1-0	3-4	34-19	8-6	0-3/1-4						
2010-11	1-0-0	0-0-0	1-0-0	3-0	29-29	6-10	1-5/0-3						
2011-12	0-0-0	0-1-0	0-2-0	3-5	34-42	8-2	0-1/1-4						
2012-13	0-0-0	0-0-0	0-0-0	0-0	0-0	0-0	0-0/0-0						
2013-14	0-0-1	0-1-0	0-1-1	4-6	63-54	12-12	1-6/1-6						
<b>TOTALS</b>	<b>12-11-5</b>	<b>6-20-3</b>	<b>18-31-8</b>	<b>166-188</b>	<b>1773-1616</b>	<b>852-906</b>	<b>44-239/37-222</b>						

**ARIZONA COYOTES**

GILA RIVER ARENA • GLENDALE, AZ  
(623) 772-3200 • Fax (623) 772-3201  
www.arizonacoyotes.com




- Co-Owner, Chairman & Governor** ..... George Gosbee  
**Co-Owner, President, CEO & Alternate Governor** ..... Anthony LeBlanc  
**Executive VP & General Manager** ..... Don Maloney  
**Senior VP/Assistant General Manager** ..... Darcy Regier  
**Head Coach** ..... Dave Tippett  
**Associate Coach** ..... Jim Playfair  
**Assistant Coach** ..... Newell Brown  
**Asst. to the GM & Goaltender Coach** ..... Sean Burke  
**Strength & Conditioning Coach** ..... J.P. Major  
**Head Athletic Trainer** ..... Jason Serbus  
**Head Equipment Manager** ..... Stan Wilson  
**Vice President, Communications** ..... Richard Nairn  
**Director, Media Relations** ..... Chris Wojcik  
**Television** ..... FOX Sports Arizona  
**Radio** ..... Arizona Sports (98.7 FM)



**TIPPETT**

- 2013-14 LEADERS**  
**Goals** ..... Antoine Vermette, 24 **PIM** ..... Martin Hanzal, 73  
**Assists** ..... Keith Yandle, 45 **GAA** ..... Thomas Greiss, 2.29  
**Points** ..... Keith Yandle, 53 **Wins** ..... Mike Smith, 27  
**+/-** ..... Rob Klinkhammer, +6 **ShO** ..... Mike Smith, 3

- OTHER INFORMATION**  
**Leading Scorer vs. NJ** ..... Thomas Steen, 12g-19a-31pts  
**Leading Scorer vs. Ari/Wpg.** ..... John MacLean, 13g-7a-20pts  
**Last Trade** ..... Devils obtained #2 (Steven Santini), #3 (Ryan Kujawinski)  
 2013 Draft Picks for #2 2013 Draft Pick (Laurent Dauphin) (06/30/13)  
**Stanley Cups** ..... None  
**2014-15 Schedule vs. Ari.** ..... Feb. 23 @ NJ; Mar. 14 @ Ari.



**DOAN**

**INDIVIDUAL SCORING vs. DEVILS**

PLAYER	2013-14							CAREER						
	GP	G	A	PTS	+/-	PIM	S	GP	G	A	PTS	PIM		
MIKKELE BOEDKER	2	0	0	0	1	2	2	4	0	0	0	2		
KYLE CHIPCHURA	2	1	2	3	3	0	1	5	1	3	4	4		
B.J. CROMBEEN	3	1	0	1	1	0	1	9	2	0	2	5		
SHANE DOAN	2	0	0	0	0	0	6	23	1	4	5	8		
OLIVER EKMAN-LARSSON	2	0	0	0	0	2	7	4	0	0	0	2		
MARTIN ERAT	4	1	2	3	1	2	4	15	6	6	12	6		
SAM GAGNER	1	0	0	0	0	0	0	6	1	1	2	0		
JEFF HALPERN	2	1	0	1	1	0	1	41	6	11	17	24		
MARTIN HANZAL	2	1	1	2	1	0	5	6	3	5	8	6		
ROB KLINGHAMMER	1	0	0	0	1	0	0	3	0	0	0	0		
LAURI KORPIKOSKI	2	0	1	1	1	2	2	11	1	2	3	2		
BRANDON McMILLAN	1	0	0	0	0	0	1	1	0	0	0	0		
ZBYNEK MICHALEK	2	0	0	0	1	2	5	18	1	5	6	6		
DEREK MORRIS	1	0	0	0	1	0	0	17	3	1	4	10		
DAVID MOSS	2	0	1	1	1	0	2	5	1	2	3	0		
CONNOR MURPHY	1	0	0	0	2	0	2	1	0	0	0	0		
DAVE SCHLEMKO	1	0	0	0	0	0	1	2	0	2	2	0		
MIKE SMITH	1	0	0	0	-	0	0	5	0	0	0	0		
MICHAEL STONE	2	0	0	0	1	0	3	2	0	0	0	0		
CHRIS SUMMERS	1	1	1	2	2	2	1	1	1	1	2	2		
JORDAN SZWARZ	1	1	0	1	1	0	2	1	1	0	1	0		
ANTOINE VERMETTE	2	0	0	0	1	2	2	21	5	8	13	12		
JOE VITALE	2	0	1	1	0	0	2	9	0	1	1	8		
KEITH YANDLE	2	0	2	2	1	0	6	6	0	5	5	4		

Also with career statistics vs. Devils: PAUL BISSONNETTE (2-0-0-0-0); DEVAN DUBNYK (1-0-0-0-0); EVAN OBERG (1-0-0-0-0); DYLAN REESE (9-0-0-0-10); BRANDON YIP (3-0-0-0-0).

**GOALTENDING HISTORY vs. DEVILS**

GOALTENDER	2013-14						CAREER					
	MIN	GA	SO	GAA	W	L OT	MIN	GA	SO	GAA	W	L OT
DEVAN DUBNYK	0	0	0	-	0	0 0	63	4	0	3.81	0	0 1
MIKE SMITH	60	2	0	2.00	1	0 0	310	13	0	2.52	3	0 2





ALL-TIME RECORD										
	GP	W	L	OT	OTL	PTS	GF	GA		
DEVILS	112	43	50	17	2	105	306	357		
at New Jersey	55	23	25	7	0	53	140	160		
at Boston	57	20	25	10	2	52	166	197		

**2013-14 SUMMARY**

	GP	W	L	OT	PTS	GF	GA	SF	SA	PIM	PP	SHG
NEW JERSEY	3	2	1	0	4	9	9	87	77	19	6-13, 46.2%	0
BOSTON	3	1	2	0	2	9	9	77	87	33	3-6, 50.0%	1

DATE	GAME#	RES	SCORE	LOCATION	GOALTENDERS	W/D GOAL
10/26/13	11	W	4-3	@ Boston	BRODEUR/Rask	GREENE
03/18/14	69	L	2-4	@ DEVILS	BRODEUR/Johnson	Iginia
04/13/14	82	W	3-2	@ DEVILS	BRODEUR/Johnson	ZIDLICKY

**INDIVIDUAL SCORING vs. BRUINS**

PLAYER	2013-14					WITH DEVILS					CAREER							
	GP	G	A	PTS	+/-	PIM	S	GP	G	A	PTS	PIM	GP	G	A	PTS	PIM	
STEVE BERNIER	3	0	1	1	0	0	0	7	0	2	2	0	12	0	2	2	0	0
DAMIEN BRUNNER	3	1	2	3	4	4	10	3	1	2	3	4	3	1	2	3	4	4
MIKE CAMMALLERI	1	0	0	0	0	0	4	-	-	-	-	-	16	7	7	14	5	
RYAN CARTER	2	0	0	0	0	0	4	9	0	0	0	2	15	0	0	0	8	
SCOTT CLEMMENSEN	1	0	0	0	0	0	0	7	0	0	0	0	14	0	0	0	0	
RYANE CLOWE	1	0	0	0	2	5	3	1	0	0	0	5	7	0	6	6	5	
PATRIK ELIAS	3	1	2	3	1	2	9	60	24	22	46	24	60	24	22	46	24	
ERIC GELINAS	2	0	2	2	1	2	9	7	0	2	2	2	7	0	2	2	2	
STEPHEN GJONTA	3	0	0	0	0	0	3	7	0	0	0	0	7	0	0	0	0	
ANDY GREENE	3	1	1	2	1	2	2	26	3	3	6	6	26	3	3	6	6	
PETER HARROLD	1	0	0	0	0	0	2	2	0	0	0	2	6	0	0	0	2	
ADAM HENRIQUE	2	1	0	1	2	0	5	9	1	2	3	0	9	1	2	3	0	
JAROMIR JAGR	3	0	5	5	0	0	6	3	0	5	5	0	73	32	63	95	62	
ADAM LARSSON	2	0	0	0	0	0	2	6	0	0	0	2	6	0	0	0	2	
JON MERRILL	2	0	1	1	2	0	1	2	0	1	1	0	2	0	1	1	0	
TUOMO RUUTU	4	1	0	1	1	0	4	2	0	0	0	0	23	5	4	9	12	
MICHAEL RYDER	3	0	2	2	0	2	5	3	0	2	2	2	36	14	12	26	12	
BRYCE SALVADOR	1	0	0	0	1	0	0	15	1	2	3	9	23	2	4	6	9	
TIM SESTITO	2	0	0	0	0	0	2	5	0	0	0	0	5	0	0	0	0	
MIKE SISLO	1	0	0	0	0	0	4	1	0	0	0	0	1	0	0	0	0	
TRAVIS ZAJAC	3	2	2	4	0	0	6	26	4	5	9	0	26	4	5	9	0	
MAREK ZIDLICKY	3	3	0	3	2	0	6	7	3	2	5	0	14	4	3	7	0	
DAINIUS ZUBRUS	3	0	0	0	1	2	4	24	4	5	9	14	54	10	13	23	32	

Also with career statistics vs. Bruins: MARTIN HAVLAT (- - - - with Devils/28-10-17-27-10 career); CAM JANSSEN (5-0-0-0-5/9-0-0-5); JACOB JOSEFSON (6-0-3-3-0/6-0-3-3-0); STEFAN MATTEAU (1-0-0-0-0/1-0-0-0-0); ROD PELLEY (10-0-0-0-10/10-0-0-0-10); CORY SCHNEIDER (- - - -/1-0-0-0-0); MATTIAS TEDENBY (5-0-1-1-4/5-0-1-1-4); SCOTT TIMMINS (- - - -/1-0-0-0-0); ALEXANDER URBOM (2-1-0-1-0/2-1-0-1-0).

**GOALTENDING HISTORY vs. BRUINS**

GOALTENDER	2013-14					WITH DEVILS					CAREER				
	MIN	GA	SO	GAA	W L O/T	MIN	GA	SO	GAA	W L O/T	MIN	GA	SO	GAA	W L O/T
SCOTT CLEMMENSEN	60	4	0	4.00	0 1 0	366	14	1	2.30	4 2 0	774	31	2	2.40	5 5 2
CORY SCHNEIDER	0	0	0	-	0 0 0	0	0	0	-	0 0 0	60	3	0	3.00	1 0

YEAR	HOME		ROAD		TOTAL		GF-GA	SF-SA	PIM	PP/PK
	W-L-O/T	PTS	W-L-O/T	PTS	W-L-O/T	PTS				
1982-83	0-0-2	0	0-1-0	0	0-1-2	0	6-9	51-107	30-16	0-8/3-15
1983-84	0-1-0	1	1-1-0	1	1-2-0	2	8-12	53-99	84-88	4-17/3-15
1984-85	0-2-0	0	0-1-0	0	0-3-0	0	9-15	81-89	52-54	3-13/1-12
1985-86	0-1-0	0	0-2-0	0	0-3-0	0	9-18	78-78	54-58	4-14/4-16
1986-87	1-1-0	2	0-0-1	0	1-1-1	1	12-16	80-112	83-83	2-13/6-18
1987-88	0-1-0	0	1-1-0	1	1-2-0	1	11-16	98-64	49-51	1-15/4-14
1988-89	0-1-1	0	0-1-0	0	0-2-1	0	8-14	89-95	99-103	1-16/4-19
1989-90	1-0-0	1	0-1-1	0	1-1-1	1	10-10	86-104	52-75	1-12/2-11
1990-91	1-1-0	2	0-0-1	0	1-1-1	1	10-7	82-82	51-45	3-17/2-13
1991-92	1-0-0	1	0-1-1	0	2-1-0	1	10-10	90-100	45-55	0-11/3-16
1992-93	0-1-0	0	1-2-0*	0	1-3-0	1	14-16	116-124	60-50	0-15/6-20
1993-94	1-1-0	2	0-1-0	0	2-2-0	1	17-17	89-138	81-91	2-19/6-17
1994-95	1-1-0	2	0-2-0	0	1-3-0	1	8-14	125-118	120-103	0-14/4-17
1995-96	0-2-0	0	0-1-1	0	0-3-1	0	7-11	136-124	57-51	1-13/3-11
1996-97	2-0-0	2	1-1-0	1	3-1-0	1	15-11	158-107	87-76	1-15/2-10
1997-98	1-0-1	1	0-1-1	0	2-0-2	1	7-4	108-100	51-44	3-10/2-11
1998-99	1-1-0	2	0-1-1	0	2-1-1	1	9-8	126-110	47-27	2-8/1-13
1999-00	1-0-1	1	0-1-1	0	1-1-2	0	10-11	137-119	58-50	2-10/4-14
2000-01	1-1-0	2	1-1-0	2	2-2-0	2	15-13	131-124	56-48	2-13/3-12
2001-02	1-1-0	2	1-1-0	2	2-2-0	2	12-12	93-120	43-39	1-15/4-17
2002-03	1-0-1	1	1-1-0	2	2-1-1	8	7-7	116-116	39-29	1-9/0-9
2003-04	0-2-0	0	1-0-1	1	1-2-1	1	11-13	112-121	47-55	7-22/4-18
2005-06	2-0-0	2	2-0-0	4	4-0-0	4	15-10	126-120	30-58	3-23/1-14
2006-07	1-1-0	1	1-1-0	2	2-2-0	2	12-11	122-113	47-45	3-17/4-13
2007-08	2-0-0	2	1-1-0	3	3-1-0	3	13-10	132-98	36-36	3-12/3-13
2008-09	1-1-0	1	1-1-0	2	2-2-0	2	6-9	115-112	40-34	1-11/2-14
2009-10	1-0-1	1	2-0-0	3	3-0-1	3	7-5	117-135	43-29	0-7/0-9
2010-11	1-1-0	2	0-2-0	0	1-3-0	1	5-13	123-115	39-25	1-10/2-17
2011-12	0-2-0	0	0-1-1	0	0-3-1	0	8-18	123-114	33-49	2-12/2-9
2012-13	0-1-0	0	0-1-1	0	0-2-1	0	5-8	94-72	32-33	1-13/1-7
2013-14	1-1-0	2	1-1-0	2	2-1-0	2	9-9	87-77	19-33	6-13/3-6
<b>TOTALS</b>	<b>23-25-7</b>	<b>20</b>	<b>20-27-10</b>	<b>43</b>	<b>52-17</b>	<b>13</b>	<b>306-357</b>	<b>3273-3307</b>	<b>1664-1633</b>	<b>61-417/89-420</b>

\*Includes neutral site loss @ Providence, RI.

**BOSTON BRUINS**

TD GARDEN • BOSTON, MA  
(617) 624-2327 • Fax (617) 523-7184  
www.bostonbruins.com



<b>Owner &amp; Governor</b> .....	Jeremy M. Jacobs
<b>Principle &amp; Alternate Governor</b> .....	Charlie Jacobs
<b>Sr. Advisor to the Owner</b> .....	Harry Sinden
<b>President</b> .....	Cam Neely
<b>General Manager</b> .....	Peter Chiarelli
<b>Assistant General Managers</b> .....	Don Sweeney, Scott Bradley
<b>Executive Dir. of Player Personnel</b> .....	John Ferguson
<b>Head Coach</b> .....	Claude Julien
<b>Assistant Coaches</b> .....	Doug Houda, Doug Jarvis, Joe Sacco
<b>Goaltending Coach</b> .....	Bob Essensa
<b>Strength &amp; Conditioning Coach</b> .....	John Whitesides
<b>Athletic Trainer</b> .....	Don DelNegro
<b>Equipment Manager</b> .....	Keith Robinson
<b>Vice President, Communications &amp; Content</b> .....	Matt Chmura
<b>Director, Communications &amp; Content</b> .....	Eric Tosi
<b>Director of Publications &amp; Information</b> .....	Heidi Holland
<b>Television</b> .....	New England Sports Network
<b>Radio</b> .....	The Sports Hub (98.5 FM)
<b>2013-14 LEADERS</b>	
<b>Goals</b> .....	J. Iginia, P. Bergeron, 30
<b>Assists</b> .....	David Krejci, 50
<b>Points</b> .....	David Krejci, 69
<b>+/-</b> .....	David Krejci, +39
<b>PIM</b> .....	Milan Lucic, 91
<b>GAA</b> .....	Tuukka Rask, 2.04
<b>Wins</b> .....	Tuukka Rask, 36
<b>ShO</b> .....	Tuukka Rask, 7
<b>OTHER INFORMATION</b>	
<b>Leading Scorer vs. NJ</b> .....	Ray Bourque, 16g-51a-67pts
<b>Leading Scorer vs. Bos.</b> .....	Patrik Elias, 24g-22a-46pts
<b>Last Trade</b> .....	Devils obtained future considerations for Al Stewart (10/16/91)
<b>Stanley Cups</b> .....	6 (last time 2010-11)
<b>2014-15 Schedule vs. Bos.</b> .....	Feb. 27 @ NJ; Nov. 10, Jan. 8 @ Bos.



**JULIEN**



**RASK**

**INDIVIDUAL SCORING vs. DEVILS**

PLAYER	2013-14							CAREER				
	GP	G	A	PTS	+/-	PIM	S	GP	G	A	PTS	PIM
MATT BARTKOWSKI	1	0	0	0	1	0	2	3	0	0	0	0
PATRICE BERGERON	2	1	1	2	2	2	3	10	13	23	2	2
JOHNNY BOYCHUK	2	0	0	0	1	2	3	0	2	2	12	0
GREGORY CAMPBELL	3	0	0	0	1	4	3	31	4	5	9	24
JORDAN CARON	2	0	0	0	0	0	3	7	1	2	3	2
ZDENO CHARA	2	0	1	1	1	4	2	57	5	18	23	75
CRAIG CUNNINGHAM	1	0	0	0	0	0	0	1	0	0	0	0
LOUI ERIKSSON	2	1	2	3	1	0	3	11	6	5	11	0
JUSTIN FLOREK	1	0	0	0	1	0	3	1	0	0	0	0
DOUGIE HAMILTON	3	0	1	1	2	6	2	6	0	1	1	6
CHRIS KELLY	2	1	0	1	1	0	3	32	7	8	15	8
ALEX KHOKHLACHEV	1	0	0	0	0	2	2	1	0	0	0	2
DAVID KREJCI	2	0	3	3	2	0	4	22	5	12	17	6
TORY KRUG	3	1	1	2	0	4	3	3	1	1	2	4
MATT LINDBLAD	1	0	0	0	0	0	0	1	0	0	0	0
MILAN LUCIC	2	1	0	1	2	5	7	23	6	8	14	10
BRAD MARCHAND	3	2	1	3	2	0	4	16	3	5	8	6
ADAM MCQUAID	1	0	0	0	0	0	2					



**ALL-TIME RECORD**

DEVILS	GP	W	L	O/T	OTL	PTS	GF	GA
at New Jersey	111	50	41	20	0	120	329	327
at Buffalo	55	27	20	8	0	62	154	152
	56	23	21	12	0	58	175	175

**2013-14 SUMMARY**

NEW JERSEY	GP	W	L	OT	PTS	GF	GA	SF	SA	PIM	PP	SHG
BUFFALO	3	1	1	1	3	4	5	64	81	34	2-8, 25.0%	0
	3	2	0	1	5	5	4	64	81	28	3-11, 27.3%	0

DATE	GAME#	RES	SCORE	LOCATION	GOALTENDERS	W/D GOAL
11/30/13	27	Vo	1-0	@ Devils	SCHNEIDER/Enroth	BERNIER
01/04/14	43	L	1-2	@ Buffalo	SCHNEIDER/Millar	D'Agostini
04/01/14	76	Ls	2-3	@ Buffalo	SCHNEIDER/Lieuwen	Leino

**INDIVIDUAL SCORING vs. SABRES**

PLAYER	2013-14							WITH DEVILS							CAREER						
	GP	G	A	PTS	+/-	PIM	S	GP	G	A	PTS	PIM	GP	G	A	PTS	PIM				
STEVE BERNIER	3	1	0	1	1	4	4	7	2	1	3	6	14	4	1	5	6				
REID BOUCHER	1	0	0	0	0	0	0	1	0	0	0	0	1	0	0	0	0				
DAMIEN BRUNNER	2	0	1	1	1	0	2	2	0	1	1	0	2	0	1	1	0				
MIKE CAMMALLERI	2	1	0	1	0	0	10	-	-	-	-	-	16	6	3	9	8				
RYAN CARTER	3	0	0	0	0	5	1	8	0	1	1	11	14	0	1	1	11				
RYANE CLOWE	1	0	0	0	0	5	1	1	0	0	0	5	8	1	4	5	14				
PATRIK ELIAS	2	2	0	0	0	2	3	56	10	28	38	24	56	10	28	38	24				
ERIC GELINAS	2	0	0	0	1	0	8	2	0	0	0	0	2	0	0	0	0				
STEPHEN GIONTA	1	0	0	0	0	0	1	5	0	0	0	0	5	0	0	0	0				
ANDY GREENE	3	0	2	2	0	0	5	22	2	9	11	8	22	2	9	11	8				
PETER HARROLD	1	0	0	0	0	0	0	3	0	0	0	0	6	0	1	1	0				
MARTIN HAVLAT	2	1	1	2	1	1	0	-	-	-	-	-	25	9	8	17	10				
ADAM HENRIQUE	3	0	1	1	2	4	0	10	2	6	8	4	10	2	6	8	4				
JAROMIR JAGR	3	0	0	0	1	0	8	3	0	0	0	0	80	42	56	98	68				
CAM JANSEN	1	0	0	0	0	0	0	7	0	0	0	15	9	0	0	0	20				
JACOB JOSEFSON	2	0	0	0	0	2	1	7	0	0	0	2	7	0	0	0	2				
ADAM LARSSON	1	0	0	0	0	1	0	6	0	0	0	0	6	0	0	0	0				
JON MERRILL	2	0	0	0	0	2	1	2	0	0	0	2	2	0	0	0	2				
TUOMO RUUTU	3	1	1	2	2	0	3	1	1	0	1	0	22	2	4	6	10				
MICHAEL RYDER	3	1	1	2	1	0	5	3	1	1	2	0	54	16	15	31	24				
BRYCE SALVADOR	1	0	0	0	0	0	1	16	1	0	1	14	24	1	2	3	29				
CORY SCHNEIDER	3	0	0	0	0	0	0	3	0	0	0	0	5	0	0	0	0				
MIKE SISLO	2	0	0	0	0	0	6	2	0	0	0	0	2	0	0	0	0				
TRAVIS ZAJAC	3	0	1	1	1	0	7	27	4	5	9	12	27	4	5	9	12				
MAREK ZIDLICKY	3	0	2	2	1	4	6	6	0	2	2	4	12	1	6	7	10				
DAINIUS ZUBRUS	3	1	0	1	1	4	6	23	1	2	3	12	60	13	19	37					

Also with career statistics vs. Sabres: SCOTT CLEMMENSEN (2-0-0-0-0 with Devils/6-0-0-0-0 career); STEFAN MATTEAU (2-0-1-1-0/2-0-1-1-0); ROD PELLEY (12-0-0-0-0/13-0-0-0-0); TIM SESTITO (2-0-0-0-0/2-0-0-0-0-0); MATTIAS TENDBENY (3-0-1-1-0/3-0-1-1-0); SCOTT TIMMINS (- - - - /-1-0-0-0-2); ALEXANDER URBOM (1-0-0-0-0/1-0-0-0-0).

**GOALTENDING HISTORY vs. SABRES**

GOALTENDER	2013-14					WITH DEVILS					CAREER				
	MIN	GA	SO	GAA	W L O/T	MIN	GA	SO	GAA	W L O/T	MIN	GA	SO	GAA	W L O/T
SCOTT CLEMMENSEN	0	0	0	-	0 0 0	120	5	0	2.50	2 0 1	237	13	0	3.29	2 0 1
CORY SCHNEIDER	188	4	1	1.28	1 1 1	188	4	1	1.28	1 1 1	308	9	1	1.75	1 2 2

YEAR	HOME			ROAD			TOTAL			GF-GA	SF-SA	PIM	PP/PK
	W-L-O/T	W-L-O/T	W-L-O/T	W-L-O/T	W-L-O/T	W-L-O/T							
1982-83	0-1-1	0-1-0	0-2-1	11-18	81-112	33-44	4-11/4-11						
1983-84	0-1-0	0-1-1	0-2-1	8-17	85-98	30-34	1-15/3-12						
1984-85	0-2-0	0-1-0	0-3-0	8-12	55-88	64-68	4-18/4-16						
1985-86	0-1-0	1-1-0	1-2-0	12-13	105-90	49-43	2-14/4-15						
1986-87	1-1-0	0-1-0	1-2-0	9-12	79-88	62-62	4-16/4-15						
1987-88	0-1-0	0-1-1	0-2-1	7-14	96-102	162-128	4-17/5-19						
1988-89	1-1-0	0-1-0	1-2-0	12-16	94-72	93-77	4-18/7-16						
1989-90	1-0-0	1-1-0	2-1-0	13-12	104-105	39-39	3-13/3-12						
1990-91	1-0-1	0-0-1	1-0-2	12-8	119-83	57-49	1-15/3-19						
1991-92	1-0-1	0-1-0	1-1-1	15-13	94-101	82-55	1-10/4-17						
1992-93	1-0-1*	1-1-0	2-1-1	15-13	137-117	108-98	3-15/3-20						
1993-94	1-1-0	2-0-0	3-1-0	17-7	115-117	100-99	0-10/3-17						
1994-95	1-0-0	2-0-0	1-2-0	7-8	82-65	70-81	1-9/1-11						
1995-96	0-2-0	1-0-1	1-2-1	12-13	155-97	138-127	3-19/5-23						
1996-97	1-0-1	1-1-0	2-1-1	13-8	142-100	74-68	3-13/2-15						
1997-98	2-0-0	2-0-0	4-0-0	14-9	122-93	75-61	4-17/3-19						
1998-99	0-1-1	2-0-0	2-1-1	10-8	118-113	99-95	3-14/2-16						
1999-00	1-1-0	1-1-0	2-2-0	12-12	128-97	76-60	2-14/3-21						
2000-01	0-2-0	0-2-0	0-4-0	3-15	110-104	52-28	1-12/4-19						
2001-02	2-0-0	0-1-1	2-1-1	10-6	82-85	77-78	4-15/1-14						
2002-03	2-0-0	1-0-1	3-0-1	12-7	111-108	49-43	1-16/2-19						
2003-04	2-0-0	1-0-1	3-0-1	19-7	112-105	71-69	5-20/1-16						
2005-06	2-0-0	1-1-0	3-1-0	10-9	104-109	36-36	1-13/3-12						
2006-07	1-1-0	1-1-0	2-2-0	11-11	127-97	47-33	0-13/0-14						
2007-08	2-0-0	1-0-1	3-0-1	9-7	116-96	20-20	1-9/0-9						
2008-09	0-2-0	2-0-0	2-2-0	10-11	104-127	43-39	2-13/3-15						
2009-10	1-1-0	1-1-0	2-1-1	7-7	143-103	26-34	3-14/1-10						
2010-11	0-1-1	0-1-0	1-2-1	6-13	124-123	25-25	1-10/1-10						
2011-12	2-0-0	2-0-0	4-0-0	13-7	103-99	44-32	4-12/2-11						
2012-13	1-0-0	0-0-2	3-0-2	8-9	103-74	33-37	2-13/1-12						
2013-14	1-0-0	0-1-1	1-1-1	4-5	81-64	34-28	2-8/3-11						
<b>TOTALS</b>	<b>27-20-8</b>	<b>23-21-12</b>	<b>50-41-20</b>	<b>329-327</b>	<b>3331-3032</b>	<b>1968-1830</b>	<b>74-429/85-466</b>						

\*Includes neutral site win @ Hamilton, Ont.

**BUFFALO SABRES**

FIRST NIAGARA CENTER • BUFFALO, NY  
(716) 855-4100 • Fax (716) 855-4110  
www.sabres.com



**Owner** .....Terrence M. Pegula  
**President/Alternate Governor** .....Theodore N. Black  
**Senior Advisor/Alternate Governor** .....Ken Sawyer  
**General Manager** .....Tim Murray  
**Assistant General Manager** .....Kevin Devine  
**Head Coach** .....Ted Nolan  
**Assistant Coaches** .....Bryan Trottier, Danny Flynn, Tom Coolen  
**Goaltender Coach** .....Arturs Irbe  
**Strength & Conditioning Coach** .....Doug McKenzie  
**Athletic Trainer** .....Tim Macre  
**Equipment Managers** .....Dave Williams, Rip Simonick  
**Vice President, Public & Community Relations** .....Michael Gilbert  
**Director, Media Relations** .....Chris Bandura  
**Television** .....Madison Square Garden Network  
**Radio** .....WGR (550 AM)

**2013-14 LEADERS**  
**Goals** .....Tyler Ennis, 21      **PIM** .....John Scott, 125  
**Assists** .....Christian Ehrhoff, 27      **GAA** .....Ryan Miller, 2.72  
**Points** .....Cody Hodgson, 44      **Wins** .....Ryan Miller, 15  
**+/-** .....Zemgus Girgensons, -6      **ShO** .....None

**OTHER INFORMATION**  
**Leading Scorer vs. NJ** .....Dave Andreychuk, 16g-23a-39pts  
**Leading Scorer vs. Buf.** .....Patrik Elias, 10g-28a-38pts  
**Last Trade** .....Devils obtained Riley Boychuk for Henrik Tallinder (07/07/13)  
**Stanley Cups** .....None  
**2014-15 Schedule vs. Buf.** .....Jan. 6, Feb. 17 @ NJ; Mar. 20 @ Buf.



**NOLAN**



**MOULSON**

**INDIVIDUAL SCORING vs. DEVILS**

PLAYER	2013-14							CAREER						
	GP	G	A	PTS	+/-	PIM	S	GP	G	A	PTS	PIM		
LUKE ADAM	1	0	0	0	0	0	0	5	0	0	0	0		
ANDRE BENOIT	2	0	0	0	0	1	0	0	0	0	0	0		
MATT D'AGOSTINI	4	1	0	1	0	0	6	12	3	4	7	7		
ZAC DALPE	1	0	0	0	0	0	0	4	0	0	0	0		
MATT ELLIS	10	4	1	3	0	0	10	4	4	3	7	12		
TYLER ENNIS	2	1	0	3	0	0	9	12	4	0	0	0		
JHONAS ENROTH	1	0	0	0	0	0	0	4	0	0	0	0		
BRIAN FLYNN	3	0	0	0	0	0	4	2	1	0	1	4		
MARCUS FOLIGNO	3	0	0	0	0	0	5	3	0	1	1	7		
BRIAN GIONTA	3	1	1	2	0	0	6	13	2	4	6	6		
ZEMGUS GIRGENSONS	3	0	0	0	0	0	4	3	0	0	0	0		
JOSH GORGES	3	0	1	1	1	0	5	23	1	1	2	4		
CODY HODGSON	2	0	0	0	0	0	2	16	0	4	4	6		
ZENON KONOPKA	2	0	0	0	0	0	1	15	0	0	0	0		
JOHAN LARSSON	2	0	0	0	0	0	1	2	0	0	0	0		
VILLE LEINO	2	0	1	1	1	1	2	0	1	6	7	4		
NATHAN LIEUWEN	1	0	0	0	0	0	0	1	0	0	0	0		
JAMIE McBAIN	2	0	0	0	0	1	0	7	1	0	5	5		
CODY McCORMICK	1	0	0	0	0	0	0	13	0	0	0	13		
ANDREJ MESZAROS	5	0	2	2	1	1	2	1	1	0	9	9		
TORREY MITCHELL	1	1	0	1	1	0	2	36	0	0	1	6		
MATT MOULSON	4	1	0	1	1	0	8	28	7	5	12	19		
TYLER MYERS	2	0	0	0	0	0	2	4	4	2	6	6		
MICHAEL NEUVIRTH	1	0												



**ALL-TIME RECORD**

DEVILS	GP	W	L	OT	OTL	PTS	GF	GA
at New Jersey	55	17	30	7	1	42	157	201
at Calgary	29	11	17	1	0	23	77	99
	26	6	13	6	1	19	80	102

**2013-14 SUMMARY**

NEW JERSEY	GP	W	L	OT	PTS	GF	GA	SF	SA	PIM	PP	SHG
NEW JERSEY	2	0	2	0	0	2	4	52	51	18	0-5, 0.0%	0
CALGARY	2	2	0	0	4	4	2	51	52	10	3-9, 33.3%	0

DATE	GAME#	RES	SCORE	LOCATION	GOALTENDERS	W/D GOAL
10/11/13	5	L	2-3	@ Calgary	BRODEUR/MacDonald	Monahan
04/07/14	79	L	0-1	@ DEVILS	SCHNEIDER/Ramo	Giordano

**INDIVIDUAL SCORING vs. FLAMES**

PLAYER	2013-14							WITH DEVILS				CAREER					
	GP	G	A	PTS	+/-	PIM	S	GP	G	A	PTS	PIM	GP	G	A	PTS	PIM
STEVE BERNIER	2	0	0	0	0	0	2	2	0	0	0	0	23	3	5	8	13
DAMIEN BRUNNER	2	0	1	1	1	0	5	2	0	1	1	0	5	0	1	1	0
RYAN CARTER	1	0	0	0	0	6	2	2	0	0	0	6	7	2	0	2	11
RYANE CLOWE	1	0	0	0	0	0	1	1	0	0	0	0	21	7	8	15	41
PATRIK ELIAS	1	0	0	0	0	2	2	17	6	3	9	8	17	6	3	9	8
ERIC GELINAS	1	0	0	0	0	0	0	1	0	0	0	0	1	0	0	0	0
STEPHEN GIONTA	2	0	0	0	0	0	4	3	0	0	0	0	3	0	0	0	0
ANDY GREENE	2	0	1	1	1	0	7	5	0	2	2	4	5	0	2	2	4
PETER HARROLD	2	0	0	0	0	0	1	2	0	0	0	0	9	0	0	0	2
MARTIN HAVLAT	3	0	0	0	1	0	4	-	-	-	-	-	31	17	12	29	20
ADAM HENRIQUE	1	1	0	1	0	0	2	2	2	1	3	5	2	2	1	3	5
JAROMIR JAGR	2	0	0	0	1	0	5	2	0	0	0	0	30	12	25	37	20
JACOB JOSEFSON	1	0	0	0	0	0	0	1	0	0	0	0	1	0	0	0	0
ADAM LARSSON	1	0	0	0	1	0	2	2	0	1	1	0	2	0	1	1	0
JON MERRILL	1	0	0	0	0	2	1	1	0	0	0	2	1	0	0	0	2
TUOMO RUUTU	3	0	1	1	1	2	4	1	0	0	0	0	18	5	7	12	16
MICHAEL RYDER	2	0	0	0	1	2	4	2	0	0	0	2	15	2	7	9	6
BRYCE SALVADOR	1	0	0	0	0	0	0	4	0	0	0	2	23	0	4	4	58
CORY SCHNEIDER	1	0	0	0	-	0	0	1	0	0	0	0	7	0	0	0	0
TIM SESTITO	1	0	0	0	0	0	0	1	0	0	0	0	1	0	0	0	0
MIKE SISLO	1	0	0	0	0	0	0	1	0	0	0	0	1	0	0	0	0
TRAVIS ZAJAC	2	0	1	1	1	2	4	6	0	4	4	2	6	0	4	4	2
MAREK ZIDLICKY	2	0	0	0	0	0	1	2	0	0	0	0	36	1	11	12	16
DAINIUS ZUBRUS	2	1	0	1	1	0	4	7	1	1	2	8	19	6	5	11	12

Also with career statistics vs. Flames: MIKE CAMMALLERI (- - - - with Devils/14-6-4-10-10 career); CAM JANSSEN (- - - - /11-0-1-1-46); ROD PELLEY (2-0-0-0-0/5-0-0-0-0); MATTIAS TEDENBY (2-0-1-1-0/2-0-1-1-0); ALEXANDER URBOM (1-0-0-0-0/1-0-0-0-0).

**GOALTENDING HISTORY vs. FLAMES**

GOALTENDER	2013-14					WITH DEVILS					CAREER				
	MIN	GA	SO	GAA	W L OT	MIN	GA	SO	GAA	W L O/T	MIN	GA	SO	GAA	W L O/T
CORY SCHNEIDER	59	1	0	1.02	0 1 0	59	1	0	1.02	0 1 0	425	14	0	1.98	4 3 0

YEAR	HOME		ROAD		TOTAL		GF-GA	SF-SA	PIM	PP/PK
	W-L-O/T	W-L-O/T	W-L-O/T	W-L-O/T						
1982-83	0-2-0	1-0-0	1-2-0	7-16	77-89	49-41	4-11/4-11			
1983-84	0-1-0	0-1-0	0-2-1	9-11	87-91	52-40	1-11/3-13			
1984-85	0-1-1	0-1-0	0-2-1	7-14	97-95	64-60	2-12/2-9			
1985-86	0-1-0	0-1-1	0-2-1	10-18	98-122	49-45	3-14/3-16			
1986-87	1-1-0	0-1-0	1-2-0	13-14	75-109	65-47	1-11/2-14			
1987-88	0-1-0	1-1-0	1-2-0	8-18	89-112	92-76	2-20/5-17			
1988-89	0-2-0	0-1-0	0-3-0	6-13	77-84	128-140	2-22/6-16			
1989-90	0-1-0	0-2-0	0-3-0	9-16	87-103	26-30	1-11/2-9			
1990-91	2-0-0	0-1-0	2-1-0	10-10	73-90	70-56	3-10/6-17			
1991-92	1-0-0	1-0-0	2-0-0	11-5	71-71	36-43	2-9/2-11			
1992-93	0-1-0	0-1-0	0-2-0	7-9	53-66	27-25	1-6/2-7			
1993-94	1-0-0	0-0-1	1-0-1	8-5	50-69	58-36	3-10/1-11			
1994-95	0-0-0	0-0-0	0-0-0	0-0	0-0	0-0	0-0/0-0			
1995-96	0-1-0	0-0-1	0-1-1	2-3	52-48	48-50	0-8/1-6			
1996-97	1-0-0	1-0-0	2-0-0	7-1	50-54	31-27	1-5/0-7			
1997-98	1-0-0	0-0-1	1-0-1	4-3	65-36	41-49	0-10/0-6			
1998-99	0-1-0	0-0-0	0-1-0	2-5	38-25	27-15	1-5/1-6			
1999-00	0-1-0	0-0-1	0-1-1	4-6	82-52	20-22	1-8/0-7			
2000-01	0-0-0	1-0-0	1-0-0	4-2	34-13	14-18	0-6/1-4			
2001-02	1-0-0	0-0-0	1-0-0	5-1	23-24	16-14	0-10/2-2			
2002-03	0-1-0	0-1-0	0-2-0	6-8	58-53	18-12	0-6/0-9			
2003-04	1-0-0	0-0-0	1-0-0	3-1	26-19	26-9	0-1/1-3			
2005-06	0-1-0	0-0-0	0-1-0	1-4	32-15	10-22	1-10/3-4			
2006-07	0-0-0	0-0-0	0-0-0	0-0	0-0	0-0	0-0/0-0			
2007-08	0-0-0	1-0-0	1-0-0	1-0	22-30	17-13	0-4/0-6			
2008-09	1-0-0	0-0-0	1-0-0	3-2	31-37	19-13	1-4/1-7			
2009-10	0-0-0	0-1-0	0-1-0	3-5	25-25	12-18	1-4/0-1			
2010-11	1-0-0	0-0-0	1-0-0	2-1	21-26	6-6	0-3/0-3			
2011-12	0-0-0	0-1-0	0-1-0	3-6	38-14	20-18	1-4/1-5			
2012-13	0-0-0	0-0-0	0-0-0	0-0	0-0	0-0	0-0/0-0			
2013-14	0-1-0	0-1-0	0-2-0	2-4	52-51	18-10	0-5/3-9			
<b>TOTALS</b>	<b>11-17-1</b>	<b>6-14-6</b>	<b>17-31-7</b>	<b>157-201</b>	<b>1583-1623</b>	<b>1059-955</b>	<b>32-231/50-236</b>			

**CALGARY FLAMES**

SCOTIABANK SADDLEDOME • CALGARY, ALTA.  
(403) 777-2177 • Fax (403) 777-2195  
www.calgaryflames.com



**Co-Owner & Chairman** .....N. Murray Edwards  
**President & CEO** .....Ken King  
**President of Hockey Operations** .....Brian Burke  
**General Manager** .....Brad Treliving  
**Senior VP & Assistant GM** .....Michael Holditch  
**Assistant General Managers** .....Craig Conroy, Brad Pascall  
**Head Coach** .....Bob Hartley  
**Associate Coach** .....Jacques Cloutier  
**Assistant Coach** .....Martin Gelinas  
**Goaltender Coach** .....Jordan Sigalef  
**Strength & Conditioning Coach** .....Ryan van Asten  
**Athletic Therapist** .....Morris Boyer  
**Equipment Manager** .....Mark DePasquale  
**Vice President, Communications** .....Peter Hanlon  
**Team Services Manager** .....Sean O'Brien  
**Television** .....Rogers Sportsnet, CBC-TV, TSN  
**Radio** .....The Fan (960 AM)



**HARTLEY**

**2013-14 LEADERS**  
**Goals** .....Mike Cammalleri, 26      **PIM** .....Brian McGrattan, 100  
**Assists** .....Jiri Hudler, 37      **GAA** .....Karri Ramo, 2.65  
**Points** .....Jiri Hudler, 54      **Wins** .....Karri Ramo, 17  
**+/-** .....Mark Giordano, +12      **ShO** .....Karri Ramo, 2



**GIORDANO**

**OTHER INFORMATION**  
**Leading Scorer vs. NJ** .....Gary Suter, 4g-25a-29pts  
**Leading Scorer vs. Cgy.** .....John MacLean, 6g-10a-16pts  
**Last Trade** .....Deviils obtained #5 2012 Draft Pick (Graham Black) for Pierre-Luc Letourneau-Leblond (07/14/11)  
**Stanley Cups** .....1 (1988-89)  
**2014-15 Schedule vs. Cgy.** .....Feb. 25 @ NJ; Nov. 22 @ Cgy.

**INDIVIDUAL SCORING vs. DEVILS**

PLAYER	2013-14							CAREER					
	GP	G	A	PTS	+/-	PIM	S	GP	G	A	PTS	PIM	
KENNY AGOSTINO	1	0	0	0	0	0	2	4	0	3	3	0	0
MIKAEL BACKLUND	1	0	0	0	2	0	2	1	0	1	1	0	0
SVEN BAERTSCH	1	0	1	1	1	0	0	1	0	0	0	0	0
CHAD BILLINS	1	0	0	0	0	0	0	1	0	0	0	0	0
BRANDON BOLLIG	2	0	0	0	0	0	4	3	0	0	0	0	0
LANCE BOUMA	2	0	0	0	1	2	2	3	1	0	1	0	2
T.J. BRODIE	2	0	0	0	2	0	3	3	1	0	0	0	0
JOE COLBORNE	2	0	0	0	0	0	2	4	0	0	0	0	0
MARK CUNDARI	1	0	0	0	0	0	0	1	0	0	0	0	0
DERYK ENGELLAND	3	0	1	1	1	0	1	18	0	1	1	16	
MARK GIORDANO	2	2	1	3	0	2	4	4	2	2	4	6	6
CURTIS GLENCROSS	2	0	1	1	1	1	2	6	3	5	8	4	4
BEN HANOWSKI	1	0	0	0	0	0	0	1	0	0	0	0	0
JONAS HILLER	2	0	0	0	-	0	0	6	0	0	0	0	0
JIRI HUDLER	2	0	3	3	1	0	5	7	0	5	5	4	4
BRIAN McGRATTAN	2	0	0	0	0	0	3	10	1	1	2	26	
SEAN MONAHAN	2	1	0	1	1	0	6	2	1	0	1	0	0
SHANE O'BRIEN	1	0	0	0	0	0	0	12	0	3	3	23	
KARRI RAMO	1	0	0	0	-	2	0	5	0	0	0	2	2
MASON RAYMOND	3	0	0	0	2	0	1	8	1	1	2	0	0
KRIS RUSSELL	2	0	0	0	1	0	6	6	0	0	0	0	0
DEVIN SETOGUCHI	2	1	0	1	3	0	3	7	4	0	4	4	4
LADISLAV SMID	1	0	0	0	1	0	0	4	0	0	0	0	0
BRYCE VAN BRABANT	1	0	0	0	0	0	0	1	0	0	0	0	0
KEVIN WESTGARTH	1	0	0	0	0	0	0	3	0	0	0	0	0
DENNIS WIDEMAN	1	1	1	2	0	0	4	26	8	6	14	14	

Also with career statistics vs. Devils: PAUL BYRON (1-0-0-0-0); DAVID JONES (4-0-0-0-0); MATT STAJAN (22-7-5-12-10).

**GOALTENDING HISTORY vs. DEVILS**

GOALTENDER	2013-14						CAREER					
	MIN	GA	SO	GAA	W	L OT	MIN	GA	SO	GAA	W	L O/T
JONAS HILLER	125	6	0	2.88	1	0 1	368	14	0	2.28	2	2 2
KARRI RAMO	60	0	0	0.00	1	0 0	278	11	1	2.37	1	0 3





ALL-TIME RECORD											
GP	W	L	O/T	OTL	PTS	GF	GA				
DEVILS	113	61	41	10	1	133	363				320
at New Jersey	57	35	20	2	0	72	193				163
at Carolina/Hfd.	56	26	21	8	1	61	170				157

**2013-14 SUMMARY**

GP	W	L	OT	PTS	GF	GA	SF	SA	PIM	PP	SHG
NEW JERSEY	4	3	1	0	6	11	107	100	22	2-7, 28.6%	1
CAROLINA	4	1	3	0	2	16	100	107	16	1-10, 10.0%	2

DATE	GAME#	RES	SCORE	LOCATION	GOALTENDERS	W/D GOAL
11/27/13	25	L	3-4	@ DEVILS	BRODEUR/Ward	Dwyer
11/29/13	26	W	5-2	@ Carolina	SCHNEIDER/Ward	HENRIQUE
03/08/14	65	W	5-4	@ DEVILS	BRODEUR/Ward*	RUUTU
04/05/14	78	W	3-1	@ Carolina	SCHNEIDER/Khudobin	ZAJAC

\* - Khudobin replaced by Ward at 32:51.

**INDIVIDUAL SCORING vs. HURRICANES/WHALERS**

PLAYER	2013-14					WITH DEVILS					CAREER								
	GP	G	A	PTS	+/-	PIM	S	GP	G	A	PTS	PIM	S	GP	G	A	PTS	PIM	
STEVE BERNIER	4	0	0	0	3	-2	5	8	0	2	2	2	18	2	4	1	2	6	0
DAMIEN BRUNNER	3	1	1	2	1	0	6	3	1	1	2	0	13	1	1	2	0	0	0
MIKE CAMMALLERI	1	0	0	0	1	-0	3	-	-	-	-	-	4	5	4	9	6	6	
RYAN CARTER	4	0	0	0	3	-0	3	10	2	0	2	21	11	2	0	2	23	0	
SCOTT CLEMMENSEN	1	0	0	0	0	0	0	3	0	0	0	0	12	0	0	0	0	0	
RYANE CLOWE	1	0	1	1	1	0	0	1	0	1	1	0	8	1	6	7	4	4	
PATRIK ELIAS	3	0	2	3	4	0	6	54	21	34	51	18	4	21	34	55	18	0	
ERIC GELINAS	4	0	2	2	0	0	0	4	0	2	0	0	4	0	2	2	0	0	
STEPHEN GIONTA	2	0	1	1	1	0	1	5	0	1	0	0	5	0	1	1	0	0	
ANDY GREENE	4	1	3	4	2	2	2	27	3	10	13	4	27	3	10	13	4	0	
PETER HARROLD	2	0	0	0	1	-0	0	5	1	0	1	0	6	1	0	1	2	2	
MARTIN HAVLAT	2	1	0	1	1	0	3	-	-	-	-	-	22	8	9	17	4	0	
ADAM HENRIQUE	3	3	0	3	1	0	9	10	6	0	6	2	10	6	0	6	2	2	
JAROMIR JAGR	4	2	3	5	4	2	10	4	2	3	5	2	78	36	75	111	56	0	
CAM JANSSEN	1	0	0	0	0	0	0	8	0	0	0	8	11	0	0	0	20	0	
JACOB JOSEFSON	2	0	0	0	0	0	1	6	0	2	2	4	6	0	2	2	4	0	
JON MERRILL	4	0	1	1	1	0	4	4	0	1	1	0	4	0	1	1	0	0	
TUOMO RUUTU	2	1	2	3	3	4	6	2	1	2	3	4	3	2	2	4	4	4	
MICHAEL RYDER	4	0	2	2	2	6	4	2	2	3	2	2	3	10	12	22	16	0	
BRYCE SALVADOR	1	0	0	0	2	0	0	15	0	2	2	12	23	3	3	3	14	0	
CORY SCHNEIDER	2	0	0	0	0	0	0	2	0	0	0	0	4	0	0	0	0	0	
TIM SESTITO	1	0	0	0	0	0	3	6	0	0	0	2	6	0	0	0	2	0	
MIKE SISLO	1	0	0	0	0	0	0	1	0	0	0	0	1	0	0	0	0	0	
MATTIAS TEDENBY	2	0	0	0	0	0	1	9	2	0	2	4	9	2	0	2	4	0	
ALEXANDER URBOM	1	0	0	0	0	0	3	1	0	0	0	0	2	0	0	0	0	0	
TRAVIS ZAJAC	4	3	3	6	5	0	12	29	8	13	21	12	29	8	13	21	12	0	
MAREK ZIDLICKY	4	0	3	3	2	4	8	8	0	5	5	6	14	0	7	7	16	0	
DAINIUS ZUBRUS	4	3	2	5	5	2	6	23	9	9	18	14	67	19	28	47	53	0	

Also with career statistics vs. Hurricanes/Whalers: ADAM LARSSON (5-0-1-1-0 with Devils/5-0-1-1-0 career); STEFAN MATTEAU (2-0-0-0-0/2-0-0-0-0); ROD PELLEY (12-1-0-1-2/14-1-0-1-2).

**GOALTENDING HISTORY vs. HURRICANES/WHALERS**

GOALTENDER	2013-14					WITH DEVILS					CAREER				
	MIN	GA	SO	GAA	W L O/T	MIN	GA	SO	GAA	W L O/T	MIN	GA	SO	GAA	W L O/T
SCOTT CLEMMENSEN	35	1	0	1.71	0 0 0	108	7	0	3.89	0 0 0	605	31	0	3.07	3 6 0
CORY SCHNEIDER	119	3	0	1.51	2 0 0	119	3	0	1.51	2 0 0	238	8	0	2.02	3 1 0

YEAR	HOME		ROAD		TOTAL		GF-GA	SF-SA	PIM	PP/PPK							
	W-L-O/T	PTS	W-L-O/T	PTS	W-L-O/T	PTS											
1982-83	1-1-0	0-1-0	1-1-0	6-9	1-2-0	6-9	13-13	81-94	56-48	2-10/5-14							
1983-84	1-0-0	0-1-1	1-1-1	4-13	1-3-0	4-13	83-81	61-84	1-18/4-11								
1984-85	0-2-0	0-1-0	0-3-0	15-14	1-2-0	15-14	76-84	59-53	2-10/3-13								
1985-86	0-1-0	1-1-0	1-1-0	15-16	1-1-1	15-16	95-121	37-55	5-15/5-11								
1986-87	1-1-0	0-1-1	1-1-1	7-6	0-1-1	7-6	78-93	89-87	2-16/3-20								
1987-88	1-0-0	0-1-0	1-1-0	89-97	11-14	89-97	83-97	62-41	0-13/4-18								
1988-89	1-1-0	0-1-0	1-2-0	9-16	1-2-0	9-16	83-85	56-39	3-14/6-17								
1989-90	0-1-0	1-1-0	1-2-0	8-13	0-1-0	8-13	86-75	52-78	2-12/4-9								
1990-91	1-1-0	0-1-0	1-2-0	16-4	3-0-0	16-4	74-67	39-68	5-18/1-15								
1991-92	2-0-0	1-1-0	3-0-0	21-14	2-1-1	21-14	159-118	94-95	7-20/3-15								
1992-93	1-1-0	2-0-0	3-1-0	12-9	2-1-1	12-9	126-104	84-63	1-14/3-13								
1993-94	2-0-0	0-1-1	2-1-1	7-6	1-0-2	7-6	102-74	24-36	1-7/3-7								
1994-95	1-0-1	0-0-1	1-0-2	11-8	2-1-1	11-8	158-90	64-86	3-21/5-16								
1995-96	1-1-0	1-1-0	2-1-1	15-8	3-1-0	15-8	116-103	61-57	3-13/2-15								
1996-97	2-0-0	1-1-0	3-1-0	7-9	2-2-0	7-9	100-90	76-66	2-16/2-16								
1997-98	1-1-0	1-1-0	2-1-0	20-13	4-1-0	20-13	178-123	87-97	3-26/4-25								
1998-99	2-0-0	2-1-0	4-1-0	12-13	2-2-0	12-13	110-106	64-42	2-11/4-18								
1999-00	1-1-0	1-1-0	2-2-0	15-11	2-1-1	15-11	131-98	68-48	2-11/5-21								
2000-01	0-1-1	0-1-1	0-2-1	10-10	1-1-0	10-10	110-94	36-24	2-9/2-13								
2001-02	0-1-1	1-1-0	2-0-0	9-8	2-2-0	9-8	121-86	93-102	4-25/1-20								
2002-03	1-1-0	1-1-0	2-2-0	11-5	3-1-0	11-5	89-95	38-40	3-12/0-11								
2003-04	1-1-0	2-0-0	3-1-0	9-13	2-2-0	9-13	100-118	38-44	3-20/3-17								
2005-06	1-1-0	1-1-0	2-2-0	12-11	3-1-0	12-11	95-127	66-52	2-18/3-18								
2006-07	1-1-0	2-0-0	3-1-0	16-5	3-0-1	16-5	105-102	71-64	5-13/0-11								
2007-08	2-0-0	1-0-1	3-0-1	8-11	1-3-0	8-11	138-133	36-32	3-14/7-16								
2008-09	1-1-0	0-2-0	1-3-0	12-7	3-1-0	12-7	114-106	38-42	3-16/3-14								
2009-10	2-0-0	1-1-0	3-1-0	13-11	3-1-0	13-11	109-99	51-33	0-5/5-14								
2010-11	2-0-0	1-1-0	3-1-0	14-8	3-1-0	14-8	118-108	47-34	2-14/0-15								
2011-12	2-0-0	1-1-0	3-1-0	9-11	1-2-0	9-11	85-65	26-24	3-9/4-10								
2012-13	0-1-0	1-1-0	1-2-0	16-11	3-1-0	16-11	107-100	22-16	2-7/1-10								
2013-14	3-1-0	2-0-0	3-1-0	35	26	61	363	320	3294	3026	1725	1681	80	439	99	453	

**CAROLINA HURRICANES**

PNC ARENA • RALEIGH, NC  
(919) 467-7825 • Fax (919) 462-0123  
www.carolinahurricanes.com



**CEO, Owner & Governor**.....Peter Karmanos, Jr.  
**President, Gale Force Sports**.....Don Waddell  
**Executive Vice President/General Manager**.....Ron Francis  
**Assistant General Manager/Dir. of Hockey Ops**.....Mike Vellucci  
**Assistant General Managers**.....Ricky Olczyk, Brian Tatum  
**Head Coach**.....Bill Peters  
**Assistant Coaches**.....Rod Brind'Amour, Steve Smith  
**Goaltending Coach**.....David Marcoux  
**Head Athletic Trainer/Strength & Conditioning Coach**.....Peter Friesen  
**Equipment Managers**.....Skip Cunningham, Bob Gorman, Jorge Alves  
**Vice President of Communications & Team Services**.....Mike Sundheim  
**Senior Director of Communications & Team Services**.....Kyle Hanlin  
**Television**.....FS South  
**Radio**.....The Fan (99.9 FM)



**PETERS**

**2013-14 LEADERS**  
**Goals**.....Jeff Skinner, 33 **PIM**.....Eric Staal, 74  
**Assists**.....Eric Staal, 40 **GAA**.....Anton Khudobin, 2.30  
**Points**.....Eric Staal, 61 **Wins**.....Anton Khudobin, 19  
**+/-**.....Andrej Sekera, +4 **ShO**.....J. Peters, A. Khudobin, 1



**E. STAAL**

**OTHER INFORMATION**  
**Leading Scorer vs. NJ**.....Ron Francis, 13g-30a-43pts  
**Leading Scorer vs. Car./Hfd.**.....Patrik Elias, 21g-34a-55pts  
**Last Trade**.....Devils obtained Tuomo Ruutu for Andrei Loktionov, conditional #3 2017 Draft Pick (03/05/14)  
**Stanley Cups**.....1 (2005-06)  
**2014-15 Schedule vs. Car.**..... Dec. 23, Feb. 21 @ NJ; Dec. 8, Mar. 28 @ Car.

**INDIVIDUAL SCORING vs. DEVILS**

PLAYER	2013-14					CAREER						
	GP	G	A	PTS	+/-	PIM	S	GP	G	A	PTS	PIM
BRETT BELLEMORE	4	0	0	0	1	0	1	0	0	0	0	2
DRAYSON BOWMAN	3	0	0	0	2	-0	2	2	9	0	0	0
RADEK DVORAK	3	0	1	1	0	0	2	58	6	21	27	26
PATRICK DWYER	4	1	0	1	1	-2	8	17	3	0	3	4
JUSTIN FAULK	3	1	1	2	1	-0	5	8	1	3	4	8
NATHAN GERBE	4	1	0	1	0	0	9	15	2	5	7	0
TIM GLEASON	2	0	1	1	3	-0	1	29	2	8	10	2
RON HAINSEY	4	1	1	2	1	-2	2	24	3	5	8	8
JAY HARRISON	4	1	1	2	3	-2	8	20	2	2	4	21
ANTON KHUDBOIN	2	0	0	0	-	0	0	3	0	0	0	0
MIKE KOMISAREK	3	0	0	0	3	-0	1	28	0	6	6	14
JOHN-MICHAEL LILES	1	0	0	0	0	0	0	13	1	4	5	6
ELIAS LINDHOLM	4	0	0	0	0	0	2	4	0	0	0	0
ANDREI LOKTIONOV	2	0	0	0	2	-0	2	2	0	0	0	0
DREW MacINTYRE	1	0	0	0	-	0	0	2	0	0	0	0
BRAD MALONE	1	0	1	1	0	0	1	1	0	1	1	0
JAY McCLEMENT	3	0	0	0	0	0	2	12				



ALL-TIME RECORD									
DEVILS	GP	W	L	OT	OTL	PTS	GF	GA	SA
at New Jersey	60	27	20	13	0	67	182	187	187
at Chicago	30	15	8	7	0	37	88	80	107
	30	12	12	6	0	30	94	107	

**2013-14 SUMMARY**

NEW JERSEY	GP	W	L	OT	PTS	GF	GA	SF	SA	PIM	PP	SHG
CHICAGO	2	0	2	0	0	5	10	39	61	14	1-5, 20.0%	0
	2	2	0	0	4	10	5	61	39	10	1-7, 14.3%	0

DATE	GAME#	RES	SCORE	LOCATION	GOALTENDERS	W/D	GOAL
12/23/13	38	L	2-5	@ Chicago	SCHNEIDER/Raanta	Bickell	Hossa
01/03/14	42	L	3-5	@ DEVILS	BRODEUR/Raanta	Bickell	Hossa

**INDIVIDUAL SCORING vs. BLACKHAWKS**

PLAYER	2013-14							WITH DEVILS				CAREER					
	GP	G	A	PTS	+/-	PIM	S	GP	G	A	PTS	PIM	GP	G	A	PTS	PIM
STEVE BERNIER	2	0	1	1	1	0	1	3	0	1	1	2	20	4	3	7	18
REID BOUCHER	2	0	1	1	1	0	4	2	0	1	1	0	2	0	1	1	0
MIKE CAMMALLERI	2	1	0	1	1	2	6	-	-	-	-	-	26	8	8	16	14
RYAN CARTER	1	0	0	0	0	0	2	2	0	0	0	0	8	0	1	1	4
SCOTT CLEMMENSEN	1	0	0	0	0	0	0	-	-	-	-	-	1	0	0	0	0
RYANE CLOWE	1	0	0	0	4	0	0	1	0	0	0	0	26	3	10	13	47
PATRIK ELIAS	1	0	0	0	2	0	1	21	7	8	15	14	21	7	8	15	14
ERIC GELINAS	2	0	1	1	2	2	2	2	0	1	1	2	2	0	1	1	2
STEPHEN GIONTA	2	1	1	2	0	0	3	2	1	1	2	0	2	1	1	2	0
ANDY GREENE	2	1	0	1	2	0	3	6	2	0	2	0	6	2	0	2	0
MARTIN HAVLAT	2	0	0	0	0	0	0	-	-	-	-	-	20	3	6	9	2
ADAM HENRIQUE	2	0	1	1	4	0	2	3	0	2	2	0	3	0	2	2	0
JAROMIR JAGR	2	0	0	0	0	4	1	2	0	0	0	4	27	13	14	27	20
CAM JANSSEN	1	0	0	0	1	0	0	3	0	0	0	2	19	0	0	0	91
JACOB JOSEFSON	1	0	1	1	1	0	1	2	0	1	1	0	2	0	1	1	0
JON MERRILL	2	0	1	1	2	0	2	2	0	1	1	0	2	0	1	1	0
TUOMO RUUTU	1	0	1	1	0	0	3	-	-	-	-	-	5	1	2	3	6
MICHAEL RYDER	2	1	0	1	4	0	4	2	1	0	1	0	14	2	3	5	10
BRYCE SALVADOR	1	0	0	0	1	0	0	5	0	0	0	2	39	3	4	7	8
CORY SCHNEIDER	1	0	0	0	0	0	0	1	0	0	0	0	6	0	0	0	0
MIKE SISLO	1	0	0	0	0	0	2	1	0	0	0	0	1	0	0	0	0
MATTIAS TEDENBY	1	0	0	0	2	0	0	1	0	0	0	0	1	0	0	0	0
TRAVIS ZAJAC	2	0	0	0	2	0	0	9	2	2	4	0	9	2	2	4	0
MAREK ZIDICKY	2	2	0	2	1	2	7	3	2	0	2	4	41	8	12	20	36
DAINIUS ZUBRUS	2	0	0	0	1	0	2	6	0	1	1	0	17	4	3	7	16

Also with career statistics vs. Blackhawks: DAMIEN BRUNNER (- - - - with Devils/4-0-1-1-0 career); PETER HARROLD (1-0-0-0-0/7-1-1-2-4); ROD PELLEY (3-0-0-0-0/5-0-0-0-0); TIM SESTITO (1-0-0-0-0/1-0-0-0-0).

**GOALTENDING HISTORY vs. BLACKHAWKS**

GOALTENDER	2013-2014					WITH DEVILS					CAREER				
	MIN	GA	SO	GAA	W L OT	MIN	GA	SO	GAA	W L OT	MIN	GA	SO	GAA	W L OT
SCOTT CLEMMENSEN	60	6	0	6.00	0 1 0	0	0	0	0	0 0 0	60	6	0	6.00	0 1 0
CORY SCHNEIDER	60	5	0	5.00	0 1 0	60	5	0	5.00	0 1 0	332	19	0	3.43	2 2 1

YEAR	HOME		ROAD		TOTAL		GF-GA	SF-SA	PIM	PP/PK
	W-L-O/T	W-L-O/T	W-L-O/T	W-L-O/T						
1982-83	0-1-0	0-2-0	0-3-0	8-13	71-91	22-20	2-9/2-8			
1983-84	2-0-0	0-1-0	2-1-0	12-11	92-106	58-58	3-19/5-19			
1984-85	0-1-0	0-2-0	0-3-0	6-16	101-80	30-34	3-12/2-10			
1985-86	1-1-0	1-0-0	2-1-0	15-15	96-106	53-55	2-16/3-15			
1986-87	0-1-0	1-1-0	1-2-0	9-10	93-122	63-70	1-14/2-18			
1987-88	2-0-0	1-0-0	3-0-0	12-7	111-72	38-76	3-24/4-15			
1988-89	0-1-0	2-0-0	2-1-0	13-11	106-89	78-90	6-19/1-13			
1989-90	2-0-0	0-1-0	2-1-0	9-10	69-116	26-34	2-13/1-10			
1990-91	0-0-1	0-1-1	0-1-2	7-9	85-86	42-34	3-9/2-13			
1991-92	0-0-1	1-0-1	1-0-2	9-7	88-103	50-43	4-11/2-13			
1992-93	0-0-1	1-0-0	1-0-1	7-6	64-66	33-58	4-13/1-12			
1993-94	0-0-1	0-0-1	0-0-2	3-3	75-77	29-29	0-5/1-5			
1994-95	0-0-0	0-0-0	0-0-0	0-0	0-0	0-0	0-0/0-0			
1995-96	0-1-0	0-1-0	0-2-0	2-9	60-36	43-63	0-12/4-7			
1996-97	0-1-1	1-0-0	1-0-1	7-5	51-71	31-25	1-3/1-6			
1997-98	0-0-0	0-0-1	0-1-1	3-7	57-61	65-47	1-5/2-10			
1998-99	0-0-1	1-0-0	0-1-1	5-6	71-41	71-73	0-8/2-7			
1999-00	1-0-0	1-0-0	2-0-0	8-1	75-51	32-44	2-6/0-5			
2000-01	1-0-0	1-0-0	1-0-0	4-3	36-25	2-6	2-3/0-1			
2001-02	1-0-0	0-0-0	1-0-0	6-2	58-50	21-17	0-5/0-7			
2002-03	1-0-0	0-0-0	1-0-0	5-1	41-19	11-15	0-4/0-2			
2003-04	1-0-0	0-0-1	1-0-1	8-6	57-69	34-34	1-5/1-5			
2005-06	0-0-0	1-0-0	1-0-0	3-2	26-31	4-8	2-4/0-2			
2006-07	1-0-0	0-0-0	1-0-0	2-1	27-24	8-16	0-8/0-4			
2007-08	0-0-0	0-0-0	0-0-0	0-0	0-0	0-0	0-0/0-0			
2008-09	1-0-0	0-0-1	1-0-1	5-5	60-74	32-22	0-5/2-10			
2009-10	0-0-1	0-0-1	0-1-1	2-7	60-62	6-6	0-3/1-3			
2010-11	0-0-0	1-0-0	1-0-0	5-3	24-32	13-11	0-3/1-4			
2011-12	1-0-0	0-0-0	1-0-0	2-1	22-38	8-6	1-3/0-4			
2012-13	0-0-0	0-0-0	0-0-0	0-0	0-0	0-0	0-0/0-0			
2013-14	0-1-0	0-1-0	0-2-0	5-10	39-61	14-10	1-5/1-7			
<b>TOTALS</b>	<b>15-8-7</b>	<b>12-12-6</b>	<b>27-20-13</b>	<b>182-187</b>	<b>1815-1859</b>	<b>917-1004</b>	<b>44-246/41-235</b>			

**CHICAGO BLACKHAWKS**

UNITED CENTER • CHICAGO, IL  
 (312) 455-7000 • Fax (312) 455-7042  
 www.chicagoblackhawks.com



- Chairman.....W. Rockwell Wirtz
- President/CEO.....John F. McDonough
- Vice President/General Manager.....Stan Bowman
- Vice President, Hockey Operations.....Al MacIsaac
- Assistant General Manager.....Norm MacIver
- Sr. Advisor, Hockey Operations.....Scotty Bowman
- Head Coach.....Joel Quenneville
- Assistant Coaches.....Mike Kitchen, Kevin Dineen
- Goaltending Coach.....Jimmy Waite
- Strength & Conditioning Coach.....Paul Goodman
- Head Athletic Trainer.....Mike Gapski
- Equipment Manager.....Troy Parchman
- Sr. Director, Communications & Community Relations.....Brandon Faber
- Sr. Director, Public Relations.....Adam Rogowin
- Television.....Comcast SportsNet Chicago, WGN-TV (Ch. 9)
- Radio.....WGN (720 AM)



**QUENNEVILLE**

- 2013-14 LEADERS**
- Goals.....Patrick Sharp, 34
  - Assists.....Duncan Keith, 55
  - Points.....Patrick Sharp, 78
  - +/-.....Marian Hossa, +28
  - PIM.....Brandon Bollig, 92
  - GAA.....Corey Crawford, 2.26
  - Wins.....Corey Crawford, 32
  - ShO.....Corey Crawford, 2

- OTHER INFORMATION**
- Leading Scorer vs. NJ.....Denis Savard, 14g-24a-38pts
  - Leading Scorer vs. Chi.....John MacLean, 11g-8a-19pts
  - Last Trade.....Devils obtained #3 2000 Draft Pick (Mike Rupp) for Bryan Muir (11/13/98)
  - Stanley Cups.....5 (last time, 2012-13)
  - 2014-15 Schedule vs. Chi.....Dec. 9 @ NJ; Feb. 13 @ Chi.



**TOEWS**

**INDIVIDUAL SCORING vs. DEVILS**

PLAYER	2013-14							CAREER				
	GP	G	A	PTS	+/-	PIM	S	GP	G	A	PTS	PIM
BRYAN BICKELL	2	1	0	1	1	0	2	4	1	0	1	0
P.M. BOUCHARD	1	0	0	0	0	2	1	9	1	5	6	2
SHELDON BROOKBANK	1	0	0	0	0	2	0	3	1	0	1	2
MICHAEL HANDZUS	2	0	0	0	2	0	1	32	5	9	14	6
NIKLAS HJALMARSSON	2	0	0	0	1	0	0	8	0	1	1	0
MARIAN HOSSA	2	1	2	3	5	0	8	42	18	21	39	24
PATRICK KANE	2	1	1	2	1	2	7	8	1	3	4	2
DUNCAN KEITH	2	0	4	4	5	0	7	9	0	6	6	4
MARCUS KRUGER	2	0	0	0	0	4	0	3	0	0	0	4
PIERRE-CEDRIC LABRIE	2	0	0	0	1	0	0	3	0	0	0	7
NICK LEDDY	2	1	1	2	1	0	4	3	1	1	2	0
JOHNNY ODUYA	2	0	0	0	1	0	0	12	0	2	2	6
ANTTTI RAANTA	2	0	0	0	0	0	0	2	0	0	0	0
PETER REGIN	2	0	0	0	2	0	4	10	0	0	0	2
BRAD RICHARDS	5	1	0	1	1	0	15	47	6	33	39	6
BRANDON SAAD	2	1	2	3	0	0	6	2	1	2	3	0
BRENT SEABROOK	2	0	4	4	4	0	3	9	2	7	9	9
PATRICK SHARP	2	5	0	5	6	0	11	14	6	1	7	6
ANDREW SHAW	2	0	0	0	0	0	2	3	0	0	0	0
BEN SMITH	2	0	0	0	0	0	1	2	0	0	0	0
JONATHAN TOEWS	2	0	3	3	7	0	2	7	1	5	6	2
KRIS VERSTEEG	2	0	1	1	1	0	2	14	8	5	13	12

Also with career statistics vs. Devils: CODY BASS (2-0-0-0-0); COREY CRAWFORD (1-0-0-0-0); NIKOLAI KHABIBULIN (16-0-0-0-2); MICHAEL LEIGHTON (5-0-0-0-0); THEO PECKHAM (3-0-0-0-0); MICHAEL ROZSIVAL (51-3-9-12-30); DAVID RUNDBLAD (1-0-0-0-0).

**GOALTENDING HISTORY vs. DEVILS**

GOALTENDER	2013-14					CAREER				
	MIN	GA	SO	GAA	W L OT	MIN	GA	SO	GAA	W L O/T
COREY CRAWFORD	0	0	0	-	0 0 0	65	1	0	0.92	0 0 1
NIKOLAI KHABIBULIN	0	0	0	-	0 0 0	926	31	1	2.01	9 3 4
MICHAEL LEIGHTON	0	-	-	-	- - -	306	14	0	2.75	2 2 1
ANTTTI RAANTA	120	5	0	2.50	2 0 0	120	5	0	2.50	2 0 0



## COLORADO AVALANCHE

PEPSI CENTER • DENVER, CO  
(303) 405-1100 • Fax (303) 893-0614  
www.coloradoavalanche.com



ALL-TIME RECORD										
DEVILS	GP	W	L	OT	OTL	PTS	GF	GA	SA	SHG
at New Jersey	69	31	27	11	0	73	224	222		
at Colorado/Que.	35	19	10	6	0	44	138	110		
<b>TOTAL</b>	<b>104</b>	<b>50</b>	<b>37</b>	<b>17</b>	<b>0</b>	<b>117</b>	<b>362</b>	<b>332</b>		

### 2013-14 SUMMARY

NEW JERSEY	GP	W	L	OT	PTS	GF	GA	SF	SA	PIM	PP	SHG
COLORADO	2	0	2	0	2	2	4	2	63	12	0-6, 0.0%	0

DATE	GAME#	RES	SCORE	LOCATION	GOALTENDERS	W/D GOAL
01/16/14	49	Loss	1-2	@ Colorado	SCHNEIDER/Varlamov	Duchene
02/03/14	57	Loss	1-2	@ DEVILS	SCHNEIDER/Giguere	O'Reilly

### INDIVIDUAL SCORING vs. AVALANCHE/NORDIQUES

PLAYER	2013-14							WITH DEVILS					CAREER				
	GP	G	A	PTS	+/-	PIM	S	GP	G	A	PTS	PIM	GP	G	A	PTS	PIM
STEVE BERNIER	2	0	1	1	0	4	2	3	0	1	1	4	25	7	4	11	8
REID BOUCHER	1	1	0	1	0	0	3	1	1	0	1	0	1	1	0	1	0
DAMIEN BRUNNER	1	0	0	0	0	0	2	1	0	0	0	0	3	1	1	2	0
MIKE CAMMALLERI	3	3	1	4	1	2	15	-	-	-	-	-	30	14	25	29	22
RYAN CARTER	2	1	0	1	1	0	3	4	1	0	1	0	10	1	1	2	2
RYANE CLOWE	2	0	0	0	0	0	2	2	0	0	0	0	21	7	10	17	16
PATRIK ELIAS	2	0	0	0	2	2	1	21	6	7	13	2	21	6	7	13	2
ERIC GELINAS	1	0	0	0	0	2	1	1	0	0	0	2	1	0	0	0	2
STEPHEN GIONTA	2	0	1	1	1	0	3	2	0	1	1	0	2	0	1	1	0
ANDY GREENE	2	0	0	0	0	2	9	6	0	0	0	2	6	0	0	0	2
PETER HARROLD	1	0	0	0	0	2	2	1	0	0	0	2	8	0	0	0	6
MARTIN HAVLAT	2	3	1	4	5	0	6	-	-	-	-	-	34	10	19	29	22
ADAM HENRIQUE	2	0	0	0	0	0	2	4	0	1	1	0	4	0	1	1	0
JAROMIR JAGR	2	0	0	0	0	2	12	2	0	0	0	2	39	21	27	48	20
JON MERRILL	2	0	1	1	1	0	0	2	0	1	1	0	2	0	1	1	0
TUOMO RUUTU	2	0	0	0	1	0	1	-	-	-	-	-	19	5	7	12	26
MICHAEL RYDER	2	0	0	0	0	0	5	2	0	0	0	0	13	6	5	11	14
BRYCE SALVADOR	2	0	0	0	1	0	0	7	0	0	0	5	29	2	3	5	16
CORY SCHNEIDER	2	0	0	0	0	0	0	2	0	0	0	0	11	0	2	2	0
ALEXANDER URBOM	2	0	0	0	0	0	1	1	0	0	0	0	3	0	0	0	0
TRAVIS ZAJAC	2	0	0	0	0	0	4	6	1	3	4	0	6	1	3	4	0
MAREK ZIDLICKY	2	0	0	0	0	0	1	3	0	0	0	0	33	4	17	21	24
DAINIUS ZUBRUS	2	0	0	0	1	0	4	7	1	0	0	0	20	2	3	2	6

Also with career statistics vs. Avalanche/Nordiques: SCOTT CLEMMENSEN (- - - - with Devils/1-0-0-0-0-0 career); CAM JANSSEN (1-0-0-0-10/6-1-0-1-32); JACOB JOSEFSON (2-0-0-0-0/2-0-0-0); ADAM LARSSON (2-0-0-0-0/2-0-0-0-0); ROD PELLEY (3-0-0-0-10/7-0-0-0-10); TIM SESTITO (2-0-0-0-0/2-0-0-0-0); MATTIAS TEDENBY (1-0-0-0-0/1-0-0-0-0).

### GOALTENDING HISTORY vs. AVALANCHE/NORDIQUES

GOALTENDER	2013-14					WITH DEVILS					CAREER				
	MIN	GA	SO	GAA	W L OT	MIN	GA	SO	GAA	W L OT	MIN	GA	SO	GAA	W L OT
SCOTT CLEMMENSEN	0	0	0	-	0 0 0	0	0	0	0	0 0 0	65	5	0	4.62	1 0 0
CORY SCHNEIDER	125	3	0	1.44	0 0 2	125	3	0	1.44	0 0 2	646	17	2	1.58	6 1 3

YEAR	HOME		ROAD		TOTAL		GF-GA	SF-SA	PIM	PP/PK
	W-L-O/T	W-L-O/T	W-L-O/T	W-L-O/T						
1982-83	1-0-0	0-2-0	1-2-0	12-15	86-116	43-51	3-9/2-11			
1983-84	0-2-0	1-0-0	1-2-0	10-13	71-82	29-37	3-14/2-11			
1984-85	1-0-0	0-1-1	1-1-1	13-12	76-86	36-40	5-13/4-11			
1985-86	2-0-0	0-1-0	2-1-0	13-17	84-100	59-54	4-14/6-16			
1986-87	0-0-1	0-1-1	0-1-2	10-14	113-89	59-62	2-17/4-15			
1987-88	0-2-0	0-1-0	0-3-0	8-12	85-80	66-60	4-14/6-17			
1988-89	0-1-0	1-1-0	1-2-0	13-15	102-97	107-139	5-17/4-18			
1989-90	2-0-0	1-0-0	3-0-0	20-10	98-83	76-95	3-14/3-11			
1990-91	1-0-0	1-1-0	2-1-0	11-5	97-79	67-66	2-12/2-13			
1991-92	2-0-0	1-0-0	3-0-0	13-8	112-78	60-56	3-16/4-18			
1992-93	0-2-0	1-1-0	1-3-0	11-18	139-107	72-74	2-23/6-22			
1993-94	1-1-1*	1-0-1	2-1-2	16-10	168-120	117-67	0-14/2-22			
1994-95	2-0-0	0-2-0	2-2-0	12-14	115-111	26-34	3-11/3-7			
1995-96	1-0-0	1-0-0	2-0-0	5-3	59-56	14-16	1-7/1-6			
1996-97	0-0-1	0-1-0	0-1-1	2-3	64-55	18-20	0-8/1-7			
1997-98	1-0-0	1-0-0	2-0-0	6-1	56-44	21-25	2-9/0-7			
1998-99	1-0-0	1-0-0	2-0-0	8-5	63-45	24-24	3-6/1-6			
1999-00	0-0-1	0-1-0	0-1-1	5-10	56-49	10-12	1-6/1-5			
2000-01	1-0-0	1-0-0	2-0-0	12-4	58-56	25-21	4-8/1-10			
2001-02	0-1-0	0-1-0	0-2-0	0-4	56-41	43-37	0-5/1-8			
2002-03	0-0-0	0-1-0	0-1-0	1-3	33-18	26-17	1-4/1-4			
2003-04	1-0-0	0-0-1	1-0-1	5-4	59-49	16-16	1-6/1-6			
2005-06	0-0-1	0-0-0	0-0-1	3-4	31-25	6-8	1-4/2-3			
2006-07	0-0-0	0-0-0	0-0-0	0-0	0-0	0-0	0-0/0-0			
2007-08	0-0-0	1-0-0	1-0-0	4-2	27-26	15-7	0-1/1-5			
2008-09	1-0-0	0-0-0	1-0-0	4-0	32-24	11-13	1-4/0-3			
2009-10	0-0-0	0-1-0	0-1-0	1-3	38-28	21-23	0-4/0-3			
2010-11	0-1-0	0-0-0	0-1-0	2-3	43-22	15-26	1-3/1-4			
2011-12	1-0-0	0-0-0	1-0-0	2-6	52-53	23-15	0-5/0-4			
2012-13	0-0-0	0-0-0	0-0-0	0-0	0-0	0-0	0-0/0-0			
2013-14	0-0-1	0-0-1	0-0-2	2-4	62-63	16-12	0-6/1-8			
<b>TOTALS</b>	<b>19-10-6</b>	<b>12-17-5</b>	<b>31-27-11</b>	<b>224-222</b>	<b>2135-1882</b>	<b>1121-1127</b>	<b>55-274/61-281</b>			

\*Includes neutral site win @ Minneapolis, MN.

**Owner**.....E. Stanley Kroenke  
**President & Governor**.....Josh Kroenke  
**Exec. Vice President, General Manager/Alt. Governor**.....Joe Sakic  
**Asst. General Manager/Alt. Governor**.....Greg Sherman  
**Assistant General Manager**.....Craig Billington  
**Vice President of Hockey Administration**.....Charlotte Grahame  
**Head Coach & VP, Hockey Operations**.....Patrick Roy  
**Assistant Coaches**.....Tim Army, Andre Tourigny  
**Goaltending Coach**.....Francois Allaire  
**Strength & Conditioning Coach**.....Casey Bond  
**Head Athletic Trainer**.....Matthew Sokolowski  
**Head Equipment Manager**.....Mark Miller  
**Senior VP, Comm. & Bus. Operations**.....Jean Martineau  
**Exec. Director of Media Services**.....Brendan McNicholas  
**Television**.....Altitude Sports & Entertainment Network  
**Radio**.....Altitude Radio Network



ROY

### 2013-14 LEADERS

**Goals**.....Ryan O'Reilly, 28 **PIM**.....Cody McLeod, 122  
**Assists**.....Matt Duchene, 47 **GAA**.....Semyon Varlamov, 2.41  
**Points**.....Matt Duchene, 70 **Wins**.....Semyon Varlamov, 41  
**+/-**.....Gabriel Landeskog, +21 **ShO**.....J.S. Giguere, S. Varlamov, 2

### OTHER INFORMATION

**Leading Scorer vs. NJ**.....Joe Sakic, 15g-24a-39pts  
**Leading Scorer vs. Col./Que.**.....John MacLean, 11g-14a-25pts  
**Last Trade**.....Devils obtained Claude Lemieux, #1 (David Hale), #2 (Matt DeMarchi) 2000 Draft Picks for Brian Rolston, #1 2000 Draft Pick (later traded to Boston-Martin Samuelsson) (11/03/99)  
**Stanley Cups**.....2 (1995-96, 2000-01)  
**2014-15 Schedule vs. Col.**.....Nov. 15 @ NJ; Mar. 12 @ Col.



LANDESKOG

### INDIVIDUAL SCORING vs. DEVILS

PLAYER	GP	2013-14							CAREER			
		G	A	PTS	+/-	PIM	S	GP	G	A	PTS	PIM
TYSON BARRIE	2	0	1	1	1	0	4	2	0	1	1	0
PATRICK BORDELEAU	2	0	1	1	0	0	0	2	0	1	1	0
DANNY BRIERE	3	0	1	0	0	0	2	52	14	12	26	44
MARC-ANDRE CLICHÉ	2	0	0	0	1	2	1	2	0	0	0	2
MATT DUCHENE	2	0	1	1	1	0	5	6	0	4	4	0
J.S. GIGUERE	1	0	0	0	-	0	0	10	0	0	0	0
NATE GUENIN	1	0	0	0	0	0	1	5	0	0	0	2
JAN HEJDA	2	0	0	0	1	0	2	6	1	0	1	0
NICK HOLDEN	2	0	0	0	0	0	1	2	0	0	0	0
JAROME IGINLA	2	2	2	4	2	0	5	20	8	11	19	11
ERIK JOHNSON	2	0	0	0	1	0	7	5	0	1	1	4
GABRIEL LANDESKOG	2	0	1	1	1	2	7	4	0	2	2	2
NATHAN MACKINNON	2	0	1	1	1	0	9	2	0	1	1	0
JAMIE MCGINN	2	0	0	0	1	0	3	7	0	0	0	0
CODY McLEOD	2	0	0	0	1	0	3	7	1	0	1	24
JOHN MITCHELL	2	0	0	0	0	2	2	17	4	3	7	10
RYAN O'REILLY	2	2	0	2	0	0	7	6	3	2	5	0
KARL STOLLERY	1	0	0	0	0	0	1	0	0	0	0	0
BEN STREET	1	0	0	0	1	0	1	1	0	0	0	0
BRAD STUART	1	0	0	0	0	0	0	16	1	5	6	4
MAXIME TALBOT	2	0	0	0	0	2	4	46	5	8	13	47
SEMYON VARLAMOV	1	0	0	0	-	0	0	3	0	0	0	0
RYAN WILSON	2	0	0	0	0	2	3	6	0	1	1	7
JESSE WINCHESTER	1	0	0	0	0	0	3	12	1	4	5	12

Also with career statistics vs. Devils: STEFAN ELLIOTT (1-1-0-1-0); BRUNO GERVAIS (34-0-1-1-29); CORY SARICH (32-2-3-5-52); ALEX TANGUAY (17-4-8-12-6); TOMAS VINCOUR (1-0-0-0-0); J.T. WYMAN (2-0-0-0-0).

### GOALTENDING HISTORY vs. DEVILS

GOALTENDER	MIN	2013-14					CAREER							
		GA	SO	GAA	W	L	OT	MIN	GA	SO	GAA	W	L	OT
J.S. GIGUERE	60	1	0	1.00	1	0	0	57	15	2	1.56	6	1	2
SEMYON VARLAMOV	85	1	0	0.92	1	0	0	184	5	0	1.63	2	1	0





**ALL-TIME RECORD**

DEVILS	GP	W	L	O/T	OTL	PTS	GF	GA
at New Jersey	16	9	4	3	0	21	45	38
at Columbus	7	5	0	2	0	12	20	12
	9	4	4	1	0	9	25	26

**2013-14 SUMMARY**

	GP	W	L	OT	PTS	GF	GA	SF	SA	PIM	PP	SHG
NEW JERSEY	4	1	2	1	3	11	13	111	96	30	3-12, 25.0%	1
COLUMBUS	4	3	1	0	6	13	11	96	111	32	1-12, 8.3%	0

DATE	GAME#	RES	SCORE	LOCATION	GOALTENDERS	W/D GOAL
10/22/13	9	L	1-4	@ Columbus	SCHNEIDER/Bobrovksy	Atkinson
12/10/13	32	L	4-5	@ Columbus	BRODEUR/McElhinney	Foligno
12/27/13	39	Ls	1-2	@ DEVILS	BRODEUR/McElhinney	Atkinson
02/27/14	60	W	5-2	@ DEVILS	SCHNEIDER/Bobrovksy	HENRIQUE

**INDIVIDUAL SCORING vs. BLUE JACKETS**

PLAYER	2013-14					WITH DEVILS					CAREER											
	GP	G	A	PTS	+/-	PIM	S	GP	G	A	PTS	+/-	PIM	S	GP	G	A	PTS	+/-	PIM	S	
STEVE BERNIER	4	0	1	1	3	0	4	4	0	1	1	0	19	4	4	8	8					
REID BOUCHER	2	0	1	1	0	0	0	2	0	1	1	0	2	0	1	1	0					
DAMIEN BRUNNER	3	2	0	2	0	2	4	3	2	0	2	2	8	4	1	5	6					
MIKE CAMMALLERI	1	0	0	0	1	0	5	-	-	-	-	-	23	9	9	18	18					
RYAN CARTER	2	0	0	0	0	2	1	3	0	0	0	2	9	1	0	1	19					
SCOTT CLEMMENSEN	1	0	0	0	0	0	0	-	-	-	-	-	2	0	0	0	0					
RYANE CLOWE	2	1	0	1	1	0	5	2	1	0	1	0	23	7	9	16	36					
PATRIK ELIAS	3	1	5	6	3	0	6	14	4	11	15	0	14	4	11	15	0					
ERIC GELINAS	3	0	1	1	1	2	9	3	0	1	1	2	3	0	1	1	2					
STEPHEN GIONTA	3	0	0	0	0	0	6	3	0	0	0	0	3	0	0	0	0					
ANDY GREENE	4	0	2	2	0	0	9	8	0	3	3	0	8	0	3	3	0					
PETER HARROLD	1	0	0	0	2	0	1	1	0	0	0	0	8	1	0	1	2					
MARTIN HAVLAT	2	0	0	0	1	2	4	-	-	-	-	-	33	9	20	29	18					
ADAM HENRIQUE	4	3	1	4	2	0	9	5	3	1	4	0	5	3	1	4	0					
JAROMIR JAGR	4	1	2	3	3	4	12	4	1	2	3	4	16	7	7	14	10					
CAM JANSSEN	1	0	0	0	0	0	1	3	0	0	0	11	15	0	0	0	45					
JON MERRILL	3	0	1	1	1	2	3	3	0	1	1	2	3	0	1	1	2					
TUOMO RUUTU	3	0	0	0	3	4	3	-	-	-	-	-	28	5	13	18	47					
MICHAEL RYDER	4	2	0	2	1	0	9	4	2	0	2	0	14	7	2	9	0					
BRYCE SALVADOR	2	0	0	0	0	2	0	5	0	0	0	2	39	0	5	5	45					
TIM SESTITO	1	0	0	0	1	0	1	2	0	0	0	0	2	0	0	0	0					
CORY SCHNEIDER	2	0	0	0	0	0	0	2	0	0	0	0	10	0	1	1	0					
MATTIAS TEDENBY	2	0	0	0	2	0	1	4	0	2	2	0	4	0	2	2	0					
ALEXANDER URBOM	2	0	1	1	1	0	2	0	0	0	0	0	2	0	1	1	0					
TRAVIS ZAJAC	4	1	0	1	2	6	9	8	4	1	5	6	8	4	1	5	6					
MAREK ZIDLICKY	4	0	1	1	1	4	8	4	0	1	1	4	46	7	29	36	51					
DAINIUS ZUBRUS	4	0	1	1	1	2	2	8	1	1	2	2	15	2	5	7	10					

Also with career statistics vs. Blue Jackets: JACOB JOSEFSON (1-0-1-1-0 with Devils/1-0-1-1-0 career); ADAM LARSSON (1-0-1-1-2/1-0-1-1-2); ROD PELLEY (1-0-0-0/4-0-0-0-0).

**GOALTENDING HISTORY vs. BLUE JACKETS**

GOALTENDER	2013-14					WITH DEVILS					CAREER				
	MIN	GA	SO	GAA	W L O/T	MIN	GA	SO	GAA	W L O/T	MIN	GA	SO	GAA	W L O/T
SCOTT CLEMMENSEN	59	4	0	4.07	0 1 0	0	0	0	0	0 0 0	124	6	0	2.90	0 1 1
CORY SCHNEIDER	118	5	0	2.54	1 1 0	118	5	0	2.54	1 1 0	586	20	1	2.05	7 2 1

YEAR	HOME			ROAD			TOTAL			GF-GA	SF-SA	PIM	PP/PK
	W-L-O/T	W-L-O/T	W-L-O/T	W-L-O/T	W-L-O/T	W-L-O/T							
2000-01	0-0-1	1-0-0	1-0-1	8-5	75-39	33-25	4-9/0-8						
2001-02	0-0-0	0-1-0	0-1-0	1-3	30-23	7-9	0-1/0-0						
2002-03	1-0-0	0-1-0	1-1-0	5-6	65-49	32-34	0-12/3-11						
2003-04	0-0-0	1-0-0	1-0-0	4-3	39-31	15-11	1-3/1-5						
2005-06	0-0-0	0-0-1	0-0-1	2-3	30-39	17-21	0-7/1-5						
2006-07	1-0-0	0-0-0	1-0-0	1-0	21-22	15-27	0-5/0-4						
2007-08	0-0-0	0-0-0	0-0-0	0-0	0-0	0-0	0-0/0-0						
2008-09	0-0-0	1-0-0	1-0-0	2-1	28-27	6-2	1-1/0-3						
2009-10	1-0-0	0-0-0	1-0-0	6-3	30-22	23-19	3-6/0-3						
2010-11	0-0-0	1-0-0	1-0-0	3-0	31-13	2-8	0-4/0-1						
2011-12	1-0-0	0-0-0	1-0-0	2-1	24-36	12-6	0-3/0-6						
2012-13	0-0-0	0-0-0	0-0-0	0-0	0-0	0-0	0-0/0-0						
2013-14	1-0-1	0-2-0	1-2-1	11-13	111-96	30-32	3-12/1-12						
<b>TOTALS</b>	<b>5-0-2</b>	<b>4-4-1</b>	<b>9-4-3</b>	<b>45-38</b>	<b>484-397</b>	<b>192-194</b>	<b>12-63/6-58</b>						

**COLUMBUS BLUE JACKETS**

NATIONWIDE ARENA • COLUMBUS, OH  
(614) 246-4625 • Fax (614) 246-4007  
www.BlueJackets.com



**Majority Owner & Governor**.....John P. McConnell  
**President/Alternate Governor**.....Mike Priest  
**President, Hockey Ops. & Alternate Governor**.....John Davidson  
**General Manager**.....Jarmo Kekalainen  
**Assistant General Managers**.....Bill Zito, Chris MacFarland  
**Head Coach**.....Todd Richards  
**Associate Coach**.....Craig Hartsburg  
**Assistant Coach**.....Brad Larsen  
**Goaltending Coach**.....Ian Clark  
**Strength & Conditioning Coach**.....Kevin Collins  
**Head Athletic Trainer**.....Mike Vogt  
**Equipment Manager**.....Tim LeRoy  
**Vice President, Communications & Team Services**.....Todd Sharrock  
**Director of Communications**.....Karen Davis  
**Television**.....FOX Sports Ohio  
**Radio**.....The Fan (97.1 FM), WWCD (102.5 FM), Blue Jackets Radio Network



**RICHARDS**

**2013-14 LEADERS**  
**Goals**.....Ryan Johansen, 33     **PIM**.....Brandon Dubinsky, 98  
**Assists**.....James Wisniewski, 44     **GAA**.....Sergei Bobrovsky, 2.38  
**Points**.....Ryan Johansen, 63     **Wins**.....Sergei Bobrovsky, 32  
**+/-**.....Nikita Nikitin, +9     **ShO**.....Sergei Bobrovsky, 5

**OTHER INFORMATION**  
**Leading Scorer vs. NJ**.....D. Vyborny, 3g-4a-7pts; B. Dubinsky, 2g-5a-7pts  
**Leading Scorer vs. CBJ**.....Patrik Elias, 4g-11a-15pts  
**Last Trade**...Devils obtained Grant Marshall for a 2004 Conditional Draft Pick (later traded to Calgary-Kristopher Hogg) (03/10/03)  
**Stanley Cups**.....None  
**2014-15 Schedule vs. CBJ**.....Nov. 1, Mar. 6 @ NJ; Feb. 28, Mar. 31 @ CBJ



**BOBROVSKY**

**INDIVIDUAL SCORING vs. DEVILS**

PLAYER	2013-14					CAREER						
	GP	G	A	PTS	+/-	PIM	S	GP	G	A	PTS	PIM
ARTEM ANISIMOV	4	2	1	3	3	0	6	21	4	7	11	4
CAM ATKINSON	4	3	3	6	5	0	12	4	3	3	6	0
SERGEI BOBROVSKY	2	0	0	0	0	0	6	0	0	0	0	0
JARED BOLL	1	0	0	0	0	1	5	1	0	0	1	5
MATT CALVERT	2	1	0	1	1	4	4	3	1	0	1	4
JERRY D'AMIGO	1	0	0	0	0	0	1	0	0	0	0	0
BRANDON DUBINSKY	4	2	5	7	6	2	17	36	12	14	26	40
NICK FOLIGNO	4	1	1	2	2	2	3	21	3	4	7	20
BRIAN GIBBONS	1	0	0	0	1	0	3	1	0	0	0	0
SCOTT HARTNELL	4	1	0	1	0	4	12	47	11	9	20	65
NATHAN HORTON	1	0	0	0	2	0	0	34	8	7	15	33
BOONE JENNER	4	0	0	0	1	2	5	4	0	0	0	2
RYAN JOHANSEN	4	0	1	1	1	4	2	5	0	1	1	4
JACK JOHNSON	4	0	2	2	4	0	5	10	1	4	5	0
MARK LETESTU	4	0	0	0	3	2	9	10	1	0	1	2
CURTIS McELHINNEY	2	0	0	0	0	0	0	4	0	0	0	0
RYAN MURRAY	4	0	1	1	0	0	6	4	0	1	1	0
DALTON PROUT	3	0	0	0	1	0	2	3	0	0	0	0
DAVID SAVARD	4	0	0	0	1	0	0	4	0	0	0	0
MATT TAORMINA	1	0	0	0	0	0	0	1	0	0	0	0
COREY TROPP	2	0	0	0	0	0	1	3	0	0	0	0
DANA TYRELL	1	0	0	0	0	2	0	7	0	1	1	2
FEDOR TYUTIN	3	0	0	0	2	0	5	34	0	4	4	22
JAMES WISNIEWSKI	3	1	2	3	0	4	6	8	1	4	5	10

Also with career statistics vs. Devils: RYAN CRAIG (11-0-1-1-7); TIM ERIXON (2-0-0-0-0).

**GOALTENDING HISTORY vs. DEVILS**

GOALTENDER	2013-14					CAREER				
	MIN	GA	SO	GAA	W L O/T	MIN	GA	SO	GAA	W L O/T
SERGEI BOBROVSKY	117	5	0	2.56	1 1 0	330	21	0	3.82	2 3 1
CURTIS McELHINNEY	125	5	0	2.40	2 0 0	201	6	0	1.79	3 0 0



**DALLAS STARS**  
 AMERICAN AIRLINES CENTER • DALLAS, TX  
 (214) 387-5500 • Fax (214) 387-5564  
 www.dallasstars.com



**ALL-TIME RECORD**

DEVILS	GP	W	L	OT	OTL	PTS	GF	GA
at New Jersey	59	28	27	3	1	60	178	172
at Dallas/Min.	29	15	12	2	0	32	97	80
	30	13	15	1	1	28	81	92

**2013-14 SUMMARY**

NEW JERSEY	GP	W	L	OT	PTS	GF	GA	SF	SA	PIM	PP	SHG
DALLAS	2	2	0	0	4	4	2	58	42	16	2-5, 40.0%	0
	2	0	1	1	1	2	4	42	58	14	0-6, 0.0%	0

DATE	GAME#	RES	SCORE	LOCATION	GOALTENDERS	W/D GOAL
01/09/14	45	W	1-0	@ DEVILS	SCHNEIDER/Lehtonen	RYDER
01/30/14	55	Wo	3-2	@ Dallas	SCHNEIDER/Lehtonen	ELIAS

**INDIVIDUAL SCORING vs. STARS/NORTH STARS**

PLAYER	2013-14					WITH DEVILS					CAREER						
	GP	G	A	PTS	+/-	PIM	S	GP	G	A	PTS	PIM	GP	G	A	PTS	PIM
STEVE BERNIER	2	0	0	0	0	0	0	2	0	0	0	0	26	4	7	11	20
REID BOUCHER	1	0	0	0	0	0	0	1	0	0	0	0	1	0	0	0	2
DAMIEN BRUNNER	1	0	1	1	0	0	0	1	0	1	1	0	4	2	1	3	2
MIKE CAMMALLERI	3	2	0	2	-1	-2	7	-	-	-	-	-	47	16	16	32	32
RYAN CARTER	2	0	0	0	0	0	6	4	0	1	1	2	17	0	5	5	10
RYANE CLOWE	2	0	1	1	0	0	2	2	0	1	1	0	32	9	17	26	42
PATRIK ELIAS	1	1	1	2	-1	-0	1	20	6	18	24	10	20	6	18	24	10
ERIC GELINAS	2	0	0	0	1	0	2	2	0	0	0	0	2	0	0	0	0
STEPHEN GIONTA	2	0	0	0	0	4	8	2	0	0	0	4	2	0	0	0	4
ANDY GREENE	2	0	0	0	0	0	1	9	0	3	3	2	9	0	3	3	2
MARTIN HAVLAT	2	1	1	2	2	2	5	-	4	1	0	-	28	11	14	25	16
ADAM HENRIQUE	2	0	0	0	1	-2	4	4	1	0	1	-2	4	1	0	1	2
JAROMIR JAGR	2	0	2	2	1	-2	5	2	0	2	2	2	29	14	15	29	22
JON MERILLI	2	0	0	0	1	0	1	2	0	0	0	0	2	0	0	0	0
TUOMO RUUTU	1	0	0	0	1	0	0	1	0	0	0	0	17	5	3	7	16
MICHAEL RYDER	1	1	0	1	0	0	8	2	1	0	1	0	7	2	3	5	2
BRYCE SALVADOR	2	0	0	0	2	-2	1	8	0	0	0	0	28	0	0	0	15
CORY SCHNEIDER	2	0	0	0	0	0	1	1	0	0	0	0	10	0	0	0	0
MIKE SISLO	1	0	0	0	0	0	1	1	0	0	0	0	1	0	0	0	0
TRAVIS ZAJAC	2	1	2	3	1	2	7	11	5	6	11	4	11	5	6	11	4
MAREK ZIDICKY	2	0	1	1	2	0	2	2	0	1	1	0	27	4	8	12	18
DAINIUS ZUBRUS	2	1	0	1	1	0	3	9	2	3	5	8	21	3	5	8	16

Also with career statistics vs Stars/North Stars: SCOTT CLEMMENSEN (1-0-0-0-0 with Devils/4-0-0-0-0 career); PETER HARROLD (-/-/-13-0-1-1-2); CAM JANSSEN (3-0-1-1-2/11-0-1-1-40); ADAM LARSSON (2-0-2-2-0/2-0-2-0-2-0); ROD PELLEY (4-0-0-0-2/8-0-0-0-7); TIM SESTITO (1-0-0-0-0/1-0-0-0-0); MATTIAS TEDENBY (3-0-0-0-0/3-0-0-0-0); ALEXANDER URBOM (2-0-0-0-0/2-0-0-0-0).

**GOALTENDING HISTORY vs. STARS/NORTH STARS**

GOALTENDER	2013-14					WITH DEVILS					CAREER													
	MIN	GA	SO	GAA	W L OT	MIN	GA	SO	GAA	W L OT	MIN	GA	SO	GAA	W L OT									
SCOTT CLEMMENSEN	0	0	0	-	0	0	0	0	0	0	60	3	0	3.00	0	1	0	205	8	1	2.34	2	1	0
CORY SCHNEIDER	121	2	1	0.99	2	0	0	121	2	1	0.99	2	0	0	598	21	1	2.11	7	3	0			


YEAR	HOME		ROAD		TOTAL		GF-GA	SF-SA	PIM	PP/PK
	W-L-O/T	W-L-O/T	W-L-O/T	W-L-O/T						
1982-83	0-2-0	0-1-0	0-3-0	6-13	76-101	61-67	3-14/3-11			
1983-84	0-1-0	1-1-0	1-2-0	3-9	86-102	46-54	0-17/2-10			
1984-85	1-0-1	0-1-0	1-1-1	9-9	92-97	78-72	2-14/2-14			
1985-86	0-1-0	1-1-0	1-2-0	11-18	98-92	37-37	1-10/4-10			
1986-87	1-1-0	0-1-0	1-2-0	10-13	113-98	70-88	2-21/3-17			
1987-88	1-0-0	2-0-0	3-0-0	15-10	106-91	102-86	3-13/3-16			
1988-89	1-1-0	0-1-0	1-1-1	8-11	97-100	71-83	2-14/3-13			
1989-90	0-1-0	1-1-0	1-2-0	10-10	102-103	61-50	1-13/2-9			
1990-91	1-1-0	1-1-0	2-1-0	11-8	84-99	53-45	4-14/2-17			
1991-92	0-1-0	0-1-0	0-2-0	4-7	55-50	54-78	1-9/0-3			
1992-93	1-0-0	1-1-0	1-1-0	7-5	57-54	64-80	3-9/1-11			
1993-94	1-0-0	1-0-0	2-0-0	10-2	67-59	48-45	2-10/1-10			
1994-95	0-0-0	0-0-0	0-0-0	0-0	0-0	0-0	0-0/0-0			
1995-96	1-0-0	0-1-0	1-1-0	7-4	75-62	47-60	5-15/1-12			
1996-97	0-1-0	1-0-0	1-1-0	5-6	53-59	19-13	0-4/0-7			
1997-98	0-1-0	0-1-0	0-2-0	4-7	46-62	42-14	2-5/0-9			
1998-99	0-0-0	1-0-0	1-0-0	5-2	25-18	12-10	0-4/2-5			
1999-00	0-1-0	0-1-0	0-2-0	3-5	49-66	16-12	1-4/1-6			
2000-01	1-0-0	1-0-0	2-0-0	8-2	42-57	18-12	1-4/0-7			
2001-02	0-0-0	1-0-0	1-0-0	3-0	21-22	6-4	1-2/0-3			
2002-03	0-0-0	0-0-0	0-0-0	5-3	32-25	6-6	0-3/1-3			
2003-04	0-0-0	0-1-0	0-1-0	0-2	21-21	14-16	0-3/1-2			
2005-06	0-0-0	0-0-0	0-0-0	0-0	0-0	0-0	0-0/0-0			
2006-07	0-0-0	0-1-0	0-1-0	1-3	20-31	15-33	1-9/0-5			
2007-08	1-0-0	0-0-0	1-0-0	4-2	26-21	6-6	0-3/0-3			
2008-09	1-0-0	0-1-0	1-1-0	7-4	56-65	23-23	1-8/1-8			
2009-10	1-0-0	0-1-0	1-1-0	7-5	61-54	16-20	3-9/2-7			
2010-11	0-0-1	1-0-0	1-0-1	4-4	53-47	14-14	2-5/0-5			
2011-12	1-0-0	0-1-0	1-1-0	7-6	63-59	14-12	0-5/0-6			
2012-13	0-0-0	0-0-0	0-0-0	0-0	0-0	0-0	0-0/0-0			
2013-14	1-0-0	1-0-0	2-0-0	4-2	58-42	16-14	2-5/0-6			
<b>TOTALS</b>	<b>15-12-2</b>	<b>13-16-1</b>	<b>28-28-3</b>	<b>178-172</b>	<b>1734-1751</b>	<b>1029-1054</b>	<b>43-246/35-235</b>			

**Owner & Governor** ..... Tom Gaglardi  
**President, CEO & Alt. Governor** ..... James R. Lites  
**General Manager** ..... Jim Nill  
**Assistant General Manager** ..... Les Jackson  
**Head Coach** ..... Lindy Ruff  
**Assistant Coaches** ..... Curt Fraser, James Patrick  
**Goaltending Coach** ..... Mike Valley  
**Strength & Rehabilitation Coach** ..... Brad Jellis  
**Head Athletic Trainer** ..... Dave Zeis  
**Head Equipment Manager** ..... Steve Sumner  
**Vice President, Communications** ..... Tom Holy  
**Director, Team Services** ..... Jason Rademan  
**Media Relations Coordinators** ..... Ben Fromstein, Greg Ramirez  
**Television** ..... FOX Sports Southwest, TXA (Ch. 21)  
**Radio** ..... The Ticket (1310 AM & 104.1 FM)



**RUFF**

**2013-14 LEADERS**  
**Goals** ..... Tyler Seguin, 37 **PIM** ..... Antoine Roussel, 209  
**Assists** ..... Tyler Seguin, 47 **GAA** ..... Kari Lehtonen, 2.41  
**Points** ..... Tyler Seguin, 84 **Wins** ..... Kari Lehtonen, 33  
**+/-** ..... Jamie Benn, +21 **ShO** ..... Kari Lehtonen, 5



**SEGUIN**

**OTHER INFORMATION**  
**Leading Scorer vs. NJ** ..... Neal Broten, 11g-17a-28pts  
**Leading Scorer vs. Dal/Min.** ..... Patrik Elias, 6g-18a-24pts  
**Last Trade** ..... Devils obtained #3 2011 Draft Pick (Blake Coleman) for Jamie Langenbrunner (01/07/11)  
**Stanley Cups** ..... 1 (1998-99)  
**2014-15 Schedule vs. Dal.** ..... Oct. 24 @ NJ; Dec. 13 @ Dal.

**INDIVIDUAL SCORING vs. DEVILS**

PLAYER	2013-14					CAREER						
	GP	G	A	PTS	+/-	PIM	S	GP	G	A	PTS	PIM
JAMIE BENN	2	1	0	1	1	4	5	8	1	2	3	10
JORDIE BENN	2	0	0	0	0	4	1	2	0	0	0	4
ERIK COLE	2	0	1	1	1	2	1	39	6	8	14	38
KEVIN CONNAULT	1	0	0	0	0	0	0	1	0	0	0	0
TREVOR DALEY	2	0	0	0	-1	0	0	13	0	1	1	21
BRENDEEN DILLON	2	0	0	0	0	2	0	2	0	0	0	2
CODY EAKIN	2	0	0	0	0	6	4	0	0	0	0	0
VERNON FIDDLER	2	0	0	0	0	0	1	10	1	1	2	2
RYAN GARBUTT	2	0	0	0	0	2	5	2	0	0	0	2
ALEX GOLIGOSKI	2	0	0	0	1	0	2	18	2	3	5	6
SERGEI GONCHAR	2	0	0	0	0	0	1	78	9	31	40	60
ALES HEMSKY	3	0	1	1	-1	4	5	10	2	5	7	8
SHAWN HORCOFF	2	0	0	0	-1	0	2	12	0	0	0	10
KARI LEHTONEN	2	0	0	0	-	0	0	14	0	1	1	0
ANDERS LINDBACK	1	0	0	0	-	0	0	4	0	0	0	0
VALERI NICHUSHKIN	2	0	1	1	0	0	3	2	0	1	1	0
RICH PEVERLEY	2	0	0	0	-1	0	3	17	3	6	9	11
AARON ROME	1	0	0	0	-1	0	1	3	1	0	1	0
ANTOINE ROUSSEL	1	0	0	0	0	0	1	1	0	0	0	0
TYLER SEGUIN	2	1	1	2	2	0	8	13	3	4	7	8
JASON SPEZZA	3	1	2	3	0	0	5	30	6	23	29	16
TIM THOMAS	1	0	0	0	-	0	0	22	0	1	1	0
RAY WHITNEY	2	0	0	0	0	0	0	41	12	21	33	28

Also with career statistics vs. Devils: PATRICK EAVES (16-4-4-8-6); GREG RALLO (1-0-0-0-0).

**GOALTENDING HISTORY vs. DEVILS**

GOALTENDER	2013-14					CAREER								
	MIN	GA	SO	GAA	W L OT	MIN	GA	SO	GAA	W L O/T				
KARI LEHTONEN	119	4	0	2.02	0	1	1	816	37	1	2.72	7	6	1
ANDERS LINDBACK	55	3	0	3.27	0	1	0	234	10	0	2.56	2	2	0
TIM THOMAS	65	2	0	1.85	0	0	1	1219	43	2	2.12	11	5	4



		GP	W	L	OT	PTS	GF	GA
DEVILS at New Jersey		59	26	24	8	61	190	181
at Detroit		29	15	8	6	36	92	74
		30	11	16	2	25	98	107

**2013-14 SUMMARY**

NEW JERSEY	GP	W	L	OT	PTS	GF	GA	SF	SA	PIM	PP	SHG
DETROIT	3	2	1	0	4	13	9	77	65	22	2-10, 20.0%	0

DATE	GAME#	RES	SCORE	LOCATION	GOALTENDERS	W/D GOAL
12/06/13	30	L	1-3	@ DEVILS	SCHNEIDER/Gustavsson	Franzen
03/04/14	63	W	4-3	@ DEVILS	BRODEUR/Howard	GIONTA
03/07/14	64	L	4-7	@ Detroit	SCHNEIDER/Gustavsson	Quincey

**INDIVIDUAL SCORING vs. RED WINGS**

PLAYER	2013-14					WITH DEVILS					CAREER						
	GP	G	A	PTS	+/-	PIM	S	GP	G	A	PTS	PIM	GP	G	A	PTS	PIM
STEVE BERNIER	3	0	0	0	0	2	0	4	0	0	0	2	20	2	3	5	4
REID BOUCHER	1	0	0	0	1	0	0	1	0	0	0	0	1	0	0	0	0
DAMIEN BRUNNER	2	0	1	1	0	0	1	2	0	1	1	0	2	0	1	1	0
MIKE CAMMALLERI	2	0	3	3	2	2	5	-	-	-	-	-	24	9	16	25	12
RYAN CARTER	2	0	0	0	0	2	0	3	0	0	0	0	11	2	0	2	4
SCOTT CLEMMENSEN	1	0	0	0	1	0	0	1	0	0	0	0	4	0	0	0	0
RYAN CLOWE	2	0	2	2	1	0	0	2	2	2	2	4	6	11	17	18	
PATRIK ELIAS	3	1	2	3	2	0	3	18	3	6	9	8	18	3	6	9	8
ERIC GELINAS	3	0	0	0	1	2	4	3	0	0	0	2	3	0	0	0	2
STEPHEN GIONTA	2	1	0	1	0	0	2	2	1	0	1	0	2	1	0	1	0
ANDY GREENE	3	1	1	2	2	0	7	7	1	1	2	0	7	1	1	2	0
ADAM HENRIQUE	3	3	0	3	2	2	7	4	3	0	3	2	4	3	0	3	2
JAROMIR JAGR	3	1	1	2	1	0	7	3	1	1	2	0	32	9	20	29	14
CAM JANSSEN	1	0	0	0	0	0	1	1	0	0	0	0	8	1	2	3	11
JACOB JOSEFSON	1	0	0	0	0	0	0	1	0	0	0	0	1	0	0	0	0
JON MERRILL	3	0	0	0	4	2	2	3	0	0	0	2	3	0	0	0	2
TUOMO RUUTU	2	0	0	0	1	0	2	1	0	0	0	0	26	4	3	7	33
MICHAEL RYDER	3	0	1	1	2	2	4	3	0	1	1	2	16	4	7	11	8
BRYCE SALVADOR	2	0	0	0	1	2	0	5	0	0	0	4	38	1	1	2	52
CORY SCHNEIDER	2	0	0	0	0	2	0	2	0	0	0	2	5	0	0	0	2
TIM SESTITO	1	0	0	0	0	0	1	2	0	0	0	0	2	0	0	0	0
ALEXANDER URBOM	1	0	0	0	0	2	0	0	0	0	0	0	1	0	0	0	2
TRAVIS ZAJAC	3	1	0	1	1	4	4	9	1	3	4	8	9	1	3	4	8
MAREK ZIDLICKY	3	1	1	2	2	2	6	4	1	1	2	4	22	2	19	21	50
DANIUS ZUBRUS	3	0	1	1	2	0	5	7	0	2	2	2	40	3	5	8	10

Also with career statistics vs. Red Wings: PETER HARROLD (1-0-1-1-0 with Devils/11-1-3-4-2 career); MARTIN HAVLAT (-/-/-28-9-13-22-10); ROD PELLEY (3-0-0-0-0/5-0-1-1-2); MATTIAS TEDENBY (2-0-0-0-0/2-0-0-0-0); SCOTT TIMMINS (-/-/-1-0-0-0-0).

**GOALTENDING HISTORY vs. RED WINGS**

GOALTENDER	2013-14					WITH DEVILS					CAREER				
	MIN	GA	SO	GAA	W L OT	MIN	GA	SO	GAA	W L OT	MIN	GA	SO	GAA	W L OT
SCOTT CLEMMENSEN	59	4	0	4.07	0 1 0	60	5	0	5.00	0 1 0	245	11	0	2.69	1 2 1
CORY SCHNEIDER	119	10	0	5.04	0 2 0	119	10	0	5.04	0 2 0	255	13	0	3.06	1 3 0

YEAR	HOME		ROAD		TOTAL		GF-GA	SF-SA	PIM	PP/PK
	W-L-O/T	W-L-O/T	W-L-O/T	W-L-O/T						
1982-83	0-0-0	0-1-1	1-1-1	7-8	85-87	46-44	2-12/1-13			
1983-84	1-1-0	1-0-0	2-1-0	13-9	74-86	75-81	4-17/4-14			
1984-85	0-0-1	1-1-0	1-1-1	14-14	80-78	70-79	6-16/5-16			
1985-86	1-0-1	1-0-0	2-0-1	13-7	77-87	49-45	4-13/5-15			
1986-87	1-0-0	1-1-0	2-1-0	10-11	95-79	44-46	2-11/2-10			
1987-88	0-2-0	0-1-0	0-3-0	9-13	87-76	71-67	3-20/6-17			
1988-89	1-0-0	1-0-1	2-0-1	14-8	83-77	47-53	4-18/3-15			
1989-90	1-0-1	0-1-0	1-1-1	10-8	102-93	42-56	3-13/1-11			
1990-91	0-0-1	2-0-0	2-0-1	15-6	81-75	108-106	4-17/2-14			
1991-92	0-1-1	1-0-0	1-1-1	8-12	75-85	51-39	2-12/5-13			
1992-93	1-0-0	0-1-0	1-1-0	11-11	82-64	20-14	1-6/3-9			
1993-94	0-1-0	1-0-0	1-1-0	10-6	61-62	31-29	0-6/2-7			
1994-95	0-0-0	0-0-0	0-0-0	0-0	0-0	0-0	0-0/0-0			
1995-96	1-0-0	0-1-0	1-1-0	5-5	38-47	66-35	1-9/2-12			
1996-97	1-0-0	0-1-0	2-0-0	5-1	60-61	45-47	0-11/0-9			
1997-98	1-0-0	0-1-0	1-1-0	7-6	67-49	54-60	4-13/2-10			
1998-99	0-0-1	0-1-0	0-1-1	3-5	56-59	23-23	0-8/1-8			
1999-00	0-0-0	0-1-0	0-1-0	1-3	36-27	39-23	0-3/0-6			
2000-01	1-0-0	0-0-0	1-0-0	3-1	37-29	2-4	0-2/0-1			
2001-02	1-0-0	0-1-0	1-1-0	6-5	67-44	32-17	1-5/1-6			
2002-03	1-0-0	0-1-0	1-1-0	3-3	56-41	14-18	2-8/1-6			
2003-04	0-0-0	0-1-0	0-1-0	2-5	33-20	4-14	0-7/2-2			
2005-06	0-0-0	0-1-0	0-1-0	2-5	27-44	6-10	0-5/1-3			
2006-07	0-1-0	0-0-0	0-1-0	1-2	22-36	14-14	1-7/1-7			
2007-08	0-0-0	0-0-0	0-0-0	0-0	0-0	0-0	0-0/0-0			
2008-09	0-0-0	0-1-0	0-1-0	1-3	25-31	13-11	0-3/0-4			
2009-10	1-0-0	0-0-0	1-0-0	4-3	26-31	6-4	0-2/1-3			
2010-11	0-1-0	0-1-0	0-2-0	2-7	58-52	17-21	1-8/0-6			
2011-12	0-0-0	1-0-0	1-0-0	2-1	21-24	2-4	0-2/1-1			
2012-13	0-0-0	0-0-0	0-0-0	0-0	0-0	0-0	0-0/0-0			
2013-14	1-1-0	0-1-0	1-2-0	9-13	65-77	26-22	2-10/4-12			
<b>TOTALS</b>	<b>15-8-6</b>	<b>11-17-2</b>	<b>26-25-8</b>	<b>190-181</b>	<b>1676-1621</b>	<b>1017-986</b>	<b>47-264/56-250</b>			

**DETROIT RED WINGS**


JOE LOUIS ARENA • DETROIT, MI  
(313) 394-7000 • Fax (313) 567-0296  
www.detroitredwings.com



Owner/Governor	.....Mike Ilitch
Owner/Secretary-Treasurer	.....Marian Ilitch
President & CEO	.....Christopher Ilitch
Senior Vice President & Alt. Governor	.....Jim Devellano
Exec. Vice President/General Manager	.....Ken Holland
Assistant General Manager	.....Ryan Martin
Advisor to Hockey Operations	.....Chris Chelios
Head Coach	.....Mike Babcock
Assistant Coaches	.....Tony Granato, Jim Hiller, Andrew Brewer
Goaltending Coach	.....Jim Bedard
Goaltending Development Coach	.....Chris Osgood
Athletic Trainer	.....Piet Van Zant
Head Equipment Manager	.....Paul Boyer
Senior VP, Marketing/Communications	.....Craig Turnbull
Director, Public Relations	.....Todd Beam
Public Relations Coordinator	.....Kyle Kujawa
Television	.....FOX Sports Detroit
Radio	.....The Ticket (97.1 FM)
<b>2013-14 LEADERS</b>	
Goals	.....Gustav Nyquist, 28
Assists	.....Niklas Kronwall, 41
Points	.....D. Alfredsson, N. Kronwall, 49
+/-	.....Tomas Tatar, +12
PIM	.....Kyle Quincey, 88
GAA	.....Jonas Gustavsson, 2.63
Wins	.....Jimmy Howard, 21
ShO	.....P. Mrazek, J. Howard, 2
<b>OTHER INFORMATION</b>	
Leading Scorer vs. NJ	.....Steve Yzerman, 13g-34a-47pts
Leading Scorer vs. Det.	.....John MacLean, 17g-13a-30pts
Last Trade	.....Devils obtained #3 1995 Draft Pick (David Gosselin) for Viacheslav Fetisov (04/03/95)
Stanley Cups	.....11 (last time 2007-08)
2014-15 Schedule vs. Det.	.....Nov. 28 @ NJ; Nov. 7, Dec. 31 @ Det.



**BABCOCK**



**DATSYUK**

**INDIVIDUAL SCORING vs. DEVILS**

PLAYER	GP	2013-14					CAREER					
		G	A	PTS	+/-	PIM	S	GP	G	A	PTS	PIM
JUSTIN ABDELKADER	3	0	1	1	2	0	6	7	6	3	3	0
DANIEL ALFREDSSON	3	0	1	1	1	0	7	65	16	29	45	36
JOAKIM ANDERSSON	3	1	2	1	0	4	3	1	1	2	0	0
TODD BERTUZZI	3	1	2	3	0	2	11	28	7	12	19	16
DANIEL CLEARY	1	0	0	0	0	0	3	9	1	1	2	2
DANNY DEKEYSER	2	0	1	1	0	0	1	2	0	1	1	0
CORY EMMERTON	1	0	0	0	0	0	2	0	0	0	0	2
JONATHAN ERICSSON	3	0	1	1	0	4	2	7	0	2	2	11
JOHAN FRANZEN	3	4	3	7	5	2	9	8	5	3	8	2
LUKE GLENDENING	2	0	0	0	1	2	3	2	0	0	0	2
JONAS GUSTAVSSON	2	0	0	0	0	0	0	8	0	1	1	2
DARREN HELM	1	0	0	0	1	0	0	4	1	1	2	0
JIMMY HOWARD	1	0	0	0	0	0	0	3	0	0	0	0
TOMAS JURCO	2	0	0	0	3	0	2	0	0	0	0	0
JAKUB KINDL	2	0	0	0	1	0	1	0	0	0	0	0
NIKLAS KRONWALL	3	0	0	0	0	0	3	8	0	1	1	2
BRIAN LASHOFF	2	0	0	0	1	2	0	2	0	0	0	2
DREW MILLER	3	1	1	2	0	0	1	9	1	1	2	2
GUSTAV NYQUIST	3	1	5	6	5	0	11	4	1	5	6	0
KYLE QUINCEY	3	1	0	1	1	4	1	9	1	2	3	10
MIKAEL SAMUELSSON	1	0	0	0	0	0	0	21	4	3	7	10
RILEY SHEAHAN	2	0	1	1	3	0	0	2	0	1	1	0
BRENDAN SMITH	3	2	0	2	3	2	5	3	2	0	2	2
TOMAS TATAR	3	1	1	2	1	0	4	3	1	1	2	0
STEPHEN WEISS	1	0	0	0	0	0	0	33	6	15	21	14

Also with career statistics vs. Devils: PAVEL DATSYUK (11-3-3-6-2); ANDY MIELE (1-0-0-





**ALL-TIME RECORD**

DEVILS	GP	W	L	O/T	OTL	PTS	GF	GA
at New Jersey	56	23	25	8	0	54	184	198
at Edmonton	29	12	15	2	0	26	89	92
	27	11	10	6	0	28	95	106

**2013-14 SUMMARY**

NEW JERSEY	GP	W	L	OT	PTS	GF	GA	SF	SA	PIM	PP	SHG
EDMONTON	2	1	0	1	3	6	6	49	47	19	1-6, 16.7%	1
	2	1	0	1	3	6	6	47	49	17	1-7, 14.3%	0

DATE	GAME#	RES	SCORE	LOCATION	GOALTENDERS	W/D GOAL
10/07/13	3	Ls	4-5	@ Edmonton	BRODEUR/LaBarbera	Eberle
02/07/14	58	Wo	2-1	@ DEVILS	SCHNEIDER/Bryzgalov	MERRILL

**INDIVIDUAL SCORING vs. OILERS**

PLAYER	2013-14					WITH DEVILS					CAREER						
	GP	G	A	PTS	+/-	PIM	S	GP	G	A	PTS	PIM	GP	G	A	PTS	PIM
STEVE BERNIER	2	0	0	0	1	0	1	2	0	0	0	0	21	6	10	16	2
DAMIEN BRUNNER	2	1	1	2	1	0	3	2	1	1	2	0	5	1	3	4	0
MIKE CARMALLERI	5	1	2	3	2	2	18	3	0	0	0	0	33	12	14	26	14
RYAN CARTER	2	0	0	0	1	0	2	3	0	0	0	2	10	2	1	3	12
RYANE CLOWE	2	0	0	0	1	0	4	2	0	0	0	0	23	5	6	11	40
PATRIK ELIAS	2	1	0	1	1	0	3	18	8	8	16	8	18	8	8	16	8
STEPHEN GIONTA	2	0	0	0	0	0	1	3	0	0	0	0	3	0	0	0	0
ANDY GREENE	2	0	0	0	0	4	2	5	0	1	1	4	5	0	1	1	4
PETER HARROLD	2	0	0	0	1	0	1	2	0	0	0	0	8	0	0	0	2
MARTIN HVILAT	3	1	0	1	1	0	6	3	2	1	2	0	32	12	24	38	38
ADAM HENRIQUE	2	0	2	2	0	2	5	3	0	2	2	3	3	0	2	2	2
JAROMIR JAGR	2	1	1	2	3	0	7	2	1	1	2	0	32	15	24	39	18
ADAM LARSSON	1	0	0	0	0	0	2	2	0	0	0	0	2	0	0	0	0
JON MERRILL	1	1	0	1	1	0	1	1	1	0	1	0	1	1	0	1	0
TUOMO RUUTU	1	1	0	1	2	0	2	1	1	1	0	0	15	4	5	9	9
MICHAEL RYDER	2	1	1	2	1	0	7	2	1	1	2	0	15	7	6	13	6
BRYCE SALVADOR	2	0	1	1	0	7	1	4	0	1	1	7	26	2	2	4	33
CORY SCHNEIDER	1	0	0	0	0	0	0	1	0	0	0	0	9	0	0	0	0
ALEXANDER URBOM	1	0	0	0	1	2	0	0	0	0	0	0	1	0	0	0	2
TRAVIS ZAJAC	2	0	1	1	1	0	3	6	0	3	3	4	6	0	3	3	4
MAREK ZIDLICKY	2	0	2	2	2	0	2	2	0	2	2	0	36	1	17	18	34
DANIUS ZUBRUS	2	0	0	0	2	4	2	7	0	2	2	6	20	4	9	13	6

Also with career statistics vs. Oilers: SCOTT CLEMMENSEN (1-0-0-0-0 with Devils/1-0-0-0-0 career); CAM JANSSEN (1-0-0-0-0/8-0-1-1-26); ROD PELLEY (2-0-0-0-0/4-0-0-0-0); MATTIAS TENENBY (2-1-0-1-0/2-1-0-1-0).

**GOALTENDING HISTORY vs. OILERS**

GOALTENDER	2013-14					WITH DEVILS					CAREER				
	MIN	GA	SO	GAA	W L OT	MIN	GA	SO	GAA	W L OT	MIN	GA	SO	GAA	W L OT
SCOTT CLEMMENSEN	0	0	0	-	0 0 0	59	2	0	2.03	0 1 0	59	2	0	2.03	0 1 0
CORY SCHNEIDER	63	1	0	0.95	1 0 0	63	1	0	0.95	1 0 0	396	12	1	1.82	5 2 0

YEAR	HOME			ROAD			TOTAL			GF-GA	SF-SA	PIM	PP/PK
	W-L-O/T	W-L-O/T	W-L-O/T	W-L-O/T	W-L-O/T	W-L-O/T							
1982-83	0-2-0	0-1-0	0-3-0	8-19	92-119	58-73	2-16/7-12						
1983-84	0-1-0	0-1-1	0-2-1	11-21	82-102	24-36	5-16/4-10						
1984-85	1-1-0	0-1-0	1-2-0	9-9	92-84	18-29	0-11/1-7						
1985-86	0-1-0	0-2-0	0-3-0	12-16	87-86	38-22	2-10/5-14						
1986-87	1-1-0	0-1-0	1-2-0	14-16	87-96	56-40	6-14/7-15						
1987-88	1-0-0	1-1-0	2-1-0	19-20	95-91	125-118	4-23/6-20						
1988-89	1-1-0	1-0-0	2-1-0	7-5	98-77	52-60	3-22/2-11						
1989-90	0-0-1	1-0-1	1-0-2	12-9	91-75	46-75	5-15/3-13						
1990-91	0-2-0	1-0-0	1-2-0	9-11	89-62	40-58	2-19/5-15						
1991-92	0-1-0	1-0-1	1-1-1	8-8	76-76	32-32	2-10/1-10						
1992-93	1-0-0	0-1-0	1-1-0	9-7	64-57	38-48	1-8/0-3						
1993-94	1-0-0	0-0-1	1-0-1	8-5	67-73	33-39	2-4/2-6						
1994-95	0-0-0	0-0-0	0-0-0	0-0	0-0	0-0	0-0/0-0						
1995-96	0-1-0	0-1-0	0-2-0	2-5	79-45	16-22	0-11/2-8						
1996-97	1-0-0	1-0-0	2-0-0	9-3	48-68	18-20	1-4/1-3						
1997-98	1-0-0	0-0-1	1-0-1	5-3	61-49	26-32	1-6/2-8						
1998-99	0-1-0	1-0-0	1-1-0	6-5	70-45	32-43	3-8/1-8						
1999-00	0-1-0	0-0-0	0-1-0	1-3	30-23	6-6	0-2/0-2						
2000-01	0-0-0	1-0-0	1-0-0	6-5	40-34	12-20	1-6/0-4						
2001-02	0-0-1	1-0-0	1-0-1	5-4	62-39	37-58	3-10/0-5						
2002-03	0-1-0	0-0-0	0-1-0	3-6	39-21	27-31	2-7/1-5						
2003-04	1-0-0	0-0-0	1-0-0	3-2	26-25	12-10	1-5/0-5						
2005-06	1-0-0	0-0-0	1-0-0	2-1	28-30	10-18	0-9/0-5						
2006-07	0-0-0	0-0-0	0-0-0	0-0	0-0	0-0	0-0/0-0						
2007-08	0-0-0	1-0-0	1-0-0	3-1	33-21	7-15	0-5/0-1						
2008-09	0-1-0	0-0-0	0-1-0	1-2	38-28	11-9	0-2/1-3						
2009-10	0-0-0	0-1-0	0-1-0	0-2	22-35	18-4	0-10/0-3						
2010-11	1-0-0	0-0-0	1-0-0	4-3	39-24	19-11	2-3/0-2						
2011-12	0-0-0	1-0-0	1-0-0	2-1	25-23	10-4	1-2/1-5						
2012-13	0-0-0	0-0-0	0-0-0	0-0	0-0	0-0	0-0/0-0						
2013-14	1-0-0	0-0-1	1-0-1	6-6	49-47	19-17	1-6/1-7						
<b>TOTALS</b>	<b>12-15-2</b>	<b>11-10-6</b>	<b>23-25-8</b>	<b>184-198</b>	<b>1709-1555</b>	<b>840-950</b>	<b>50-255/53-210</b>						

**EDMONTON OILERS**

REXALL PLACE • EDMONTON, ALTA.  
(780) 414-4625 • Fax (780) 409-5890  
www.edmontonoilers.com



**Owner & Governor** .....Daryl A. Katz  
**President, COO & Alt. Governor** .....Patrick LaForge  
**President, Hockey Operations & Alt. Governor** .....Kevin Lowe  
**General Manager** .....Craig MacTavish  
**Sr. Vice President, Hockey Ops.** .....Scott Howson  
**Assistant General Manager** .....Bill Scott  
**Head Coach** .....Dallas Eakins  
**Associate Coach** .....Keith Acton  
**Assistant Coaches** .....Craig Ramsay, Rocky Thompson  
**Goaltending Coach** .....Frederic Chabot  
**Skating & Skills Coach** .....Steve Serdachny  
**Head Athletic Therapist** .....T.D. Forss  
**Head Equipment Manager** .....Jeff Lang  
**Director, Communications & Media Relations** .....J.J. Hebert  
**Manager, Communications & Team Services** .....Patrick Garland  
**Television** .....Sportsnet, CBXT-TV, TSN  
**Radio** .....CHED (630 AM)



**EAKINS**

**2013-14 LEADERS**

**Goals** .....D. Perron, J. Eberle, 28 **PIM** .....Luke Gazdic, 127  
**Assists** .....Taylor Hall, 53 **GAA** .....Devan Dubnyk, 3.36  
**Points** .....Taylor Hall, 80 **Wins** .....Devan Dubnyk, 11  
**+/-** .....Luke Gazdic, -8 **ShO** .....Devan Dubnyk, 2



**HALL**

**OTHER INFORMATION**

**Leading Scorer vs. NJ** .....Wayne Gretzky, 11g-38a-49pts  
**Leading Scorer vs. Edm.** .....Kirk Muller, 11g-14a-25pts  
**Last Trade** .....Devils obtained Tim Sestito for 2010 Conditional Draft Pick (07/09/09)  
**Stanley Cups** .....5 (last time 1989-90)  
**2014-15 Schedule vs. Edm.** .....Feb. 9 @ NJ; Nov. 21 @ Edm.

**INDIVIDUAL SCORING vs. DEVILS**

PLAYER	2013-14					CAREER						
	GP	G	A	PTS	+/-	PIM	S	GP	G	A	PTS	PIM
WILL ACTON	1	0	0	0	0	2	1	1	0	1	0	2
MARK ARCOBELLO	1	0	1	1	2	0	0	1	0	1	1	0
ANTON BELOV	1	0	0	0	0	0	0	1	0	0	0	0
JORDAN EBERLE	2	0	1	1	0	2	5	3	0	2	2	2
ANDREW FERENC	2	1	0	1	2	0	3	33	2	7	9	10
MARK FRASER	2	0	0	0	1	2	0	5	0	2	2	4
LUKE GAZDIC	2	0	0	0	1	0	0	2	0	0	0	0
BOYD GORDON	2	0	1	1	0	0	2	20	0	5	5	6
TAYLOR HALL	2	2	0	2	0	0	9	4	2	2	4	0
RYAN HAMILTON	1	0	0	0	0	0	0	3	0	1	1	0
MATT HENDRICKS	2	0	0	0	1	0	3	13	0	1	1	23
JESSE JOENSUU	1	0	0	0	1	0	1	6	1	0	1	2
MARTIN MARINCIN	1	0	0	0	1	0	1	1	0	0	0	0
NIKITA NIKITIN	3	0	0	0	0	4	2	5	0	0	0	4
RYAN NUGENT-HOPKINS	2	1	1	2	1	0	6	2	1	1	2	0
DAVID PERRON	2	1	1	2	1	2	3	5	2	2	4	6
JEFF PETRY	2	0	0	0	3	0	1	3	0	0	0	0
BENOIT POULIOT	4	0	1	1	2	4	3	17	3	1	4	18
TEDDY PURCELL	3	0	1	1	1	2	6	16	1	4	5	4
JUSTIN SCHULTZ	2	0	1	1	2	0	3	2	0	1	1	0
BEN SCRIVENS	2	0	0	0	0	0	2	2	0	0	0	0
RYAN SMYTH	1	0	0	0	1	0	2	17	4	5	9	16
NAIL YAKUPOV	2	0	1	1	1	0	3	2	0	1	1	0

Also with career statistics vs. Devils: KEITH AULIE (7-0-2-2-11); RICHARD BACHMAN (1-0-0-0-0); ROMAN HORAK (1-0-0-0-0); RYAN JONES (3-0-1-1-0); ANTON LANDER (1-0-0-0-0); PHILIP LARSEN (1-0-0-0-0); STEVE MacINTYRE (4-0-0-0-2).

**GOALTENDING HISTORY vs. DEVILS**

GOALTENDER	2013-14					CAREER				
	MIN	GA	SO	GAA	W L OT	MIN	GA	SO	GAA	W L OT
RICHARD BACHMAN	0	0	0	-	0 0 0	60	6	0	6.00	0 1 0
BEN SCRIVENS	123	2	1	0.98	1 0 1	123	2	1	0.98	1 0 1



		GP	W	L	O/T	OTL	PTS	GF	GA
DEVILS		83	49	24	10	0	108	237	181
at New Jersey		42	28	10	4	0	60	133	83
at Florida		41	21	14	6	0	48	104	98

2013-14 SUMMARY

	GP	W	L	OT	PTS	GF	GA	SF	SA	PIM	PP	SHG
NEW JERSEY	3	2	1	0	4	11	9	99	74	32	2-7, 28.6%	1
FLORIDA	3	1	1	1	3	9	11	74	99	16	0-10, 0.0%	1

DATE	GAME#	RES	SCORE	LOCATION	GOALTENDERS	W/D GOAL
01/11/14	46	W	2-1	@ DEVILS	SCHNEIDER/Thomas	ZIDLICKY
03/14/14	67	L	3-5	@ Florida	SCHNEIDER/Luongo	Upshall
03/31/14	75	W	6-3	@ DEVILS	*BRODEUR/Ellis	CLOWE

\* - Brodeur replaced by Schneider at 26:32.

INDIVIDUAL SCORING vs. PANTHERS

PLAYER	2013-14						WITH DEVILS				CAREER						
	GP	G	A	PTS	+/-	PIM	GP	G	A	PTS	PIM	GP	G	A	PTS	PIM	
STEVE BERNIER	3	0	0	0	1	0	6	7	3	1	4	0	10	3	1	4	0
REID BOUCHER	1	0	0	0	1	0	1	1	0	0	0	1	0	0	0	0	0
DAMIEN BRUNNER	2	0	2	2	1	0	0	2	0	2	2	0	2	0	2	2	0
MIKE CAMMALLERI	2	1	0	1	2	0	4	-	-	-	-	15	5	4	9	4	
RYAN CARTER	3	0	1	1	1	0	5	9	1	3	4	2	13	1	3	4	2
RYANE CLOWE	3	1	4	5	3	0	6	3	1	4	5	0	10	3	6	9	5
PATRIK ELIAS	2	1	1	2	1	14	4	56	26	24	50	32	56	26	24	50	32
ERIC GELINAS	2	0	1	1	0	2	4	2	0	1	1	2	2	0	1	1	2
STEPHEN GIONTA	2	0	0	0	0	0	6	5	1	2	3	0	5	1	2	3	0
ANDY GREENE	3	0	1	1	3	0	3	22	1	7	8	8	22	1	7	8	8
PETER HARROLD	1	0	0	0	1	0	2	3	0	1	1	0	6	1	2	3	0
MARTIN HAVLAT	1	1	0	1	1	0	2	-	-	-	-	22	5	13	18	20	
ADAM HENRIQUE	3	0	1	1	2	0	6	10	1	2	3	0	10	1	2	3	0
JAROMIR JAGR	3	2	4	6	0	2	11	3	2	4	6	2	60	34	37	71	40
JACOB JOSEFSON	1	1	0	1	0	0	3	3	1	0	1	2	3	1	0	1	2
ADAM LARSSON	1	0	0	0	0	2	0	7	0	2	2	4	7	0	2	2	4
JON MERRILL	2	0	0	0	4	0	2	2	0	0	0	0	2	0	0	0	0
TUOMO RUUTU	4	0	2	2	0	2	4	2	0	1	1	0	31	9	14	23	14
MICHAEL RYDER	3	1	0	1	0	0	6	3	1	0	1	0	31	9	7	16	8
BRYCE SALVADOR	2	1	0	1	1	0	3	16	1	3	4	19	24	1	3	4	23
CORY SCHNEIDER	3	0	0	0	0	0	0	3	0	0	0	0	4	0	0	0	0
MIKE SISLO	1	0	0	0	1	0	2	1	0	0	0	0	1	0	0	0	0
ALEXANDER URBOM	1	0	0	0	1	0	0	0	0	0	0	0	1	0	0	0	0
TRAVIS ZAJAC	3	3	3	6	1	0	11	26	9	14	23	8	26	9	14	23	8
MAREK ZIDLICKY	3	1	0	1	3	4	6	6	1	0	1	6	11	1	2	3	12
DAINIUS ZUBRUS	3	0	0	0	2	4	4	22	3	8	11	10	72	17	23	40	43

Also with career statistics vs. Panthers: SCOTT CLEMMENSEN (3-0-0-0-0 with Devils/3-0-0-0-0 career); CAM JANSSSEN (9-0-0-0-28/12-0-0-0-28); ROD PELLEY (12-0-2-2-7/13-0-2-2-7); TIM SESTITO (7-0-1-1-0/7-0-1-1-0); MATTIAS TEDENBY (5-0-1-1-0/5-0-1-1-0).

GOALTENDING HISTORY vs. PANTHERS

GOALTENDER	2013-14					WITH DEVILS					CAREER										
	MIN	GA	SO	GAA	W L OT	MIN	GA	SO	GAA	W L OT	MIN	GA	SO	GAA	W L OT						
SCOTT CLEMMENSEN	-	-	-	-	-	183	7	0	2.30	2	1	0	183	7	0	2.30	2	1	0		
CORY SCHNEIDER	157	5	0	1.91	1	1	0	157	5	0	1.91	1	1	0	217	8	0	2.21	2	1	0

YEAR	HOME		ROAD		TOTAL		GF-GA	SF-SA	PIM	PP/PK
	W-L-O/T	W-L-O/T	W-L-O/T	W-L-O/T						
1993-94	2-0-0	1-0-2	3-0-2	14-9	177-158	53-59	3-21/3-19			
1994-95	2-0-0	1-1-0	3-1-0	13-5	107-82	51-43	0-12/2-15			
1995-96	1-2-0	0-3-0	1-5-0	10-15	200-150	88-67	2-30/3-26			
1996-97	1-1-1	0-1-1	1-2-2	9-12	161-142	85-95	2-19/0-14			
1997-98	0-1-1	2-1-0	2-2-1	14-13	152-141	71-89	5-23/3-19			
1998-99	1-0-1	1-0-1	2-0-2	12-9	132-87	73-57	4-14/1-22			
1999-00	2-0-0	1-1-0	3-1-0	12-10	132-87	92-91	1-14/3-16			
2000-01	2-0-0	2-0-0	4-0-0	15-9	128-89	64-67	5-20/5-15			
2001-02	1-1-0	2-0-0	3-1-0	13-6	133-84	57-53	5-14/2-16			
2002-03	1-1-0	2-0-0	3-1-0	13-6	141-74	65-59	3-20/2-13			
2003-04	1-1-0	2-0-0	3-1-0	13-8	149-97	30-32	2-14/1-12			
2005-06	2-0-0	1-1-0	3-1-0	12-8	116-105	38-56	5-21/2-12			
2006-07	2-0-0	1-1-0	3-1-0	12-9	109-110	37-73	6-19/2-7			
2007-08	1-1-0	1-1-0	2-2-0	8-8	112-124	51-55	3-19/3-17			
2008-09	2-0-0	1-1-0	3-1-0	13-9	138-107	38-38	2-14/2-14			
2009-10	1-1-0	1-1-0	2-2-0	9-9	145-83	25-29	2-12/2-10			
2010-11	1-0-1	1-0-1	2-0-2	12-10	115-103	16-26	3-13/3-8			
2011-12	1-1-0	1-1-0	2-2-0	12-11	116-106	36-36	0-11/1-11			
2012-13	2-0-0	0-0-1	2-0-1	10-6	84-61	16-33	2-9/2-7			
2013-14	2-0-0	0-1-0	2-1-0	11-9	99-74	32-16	2-7/0-10			
TOTALS	28-10-4	21-14-6	49-24-10	237-181	2646-2064	1018-1074	57-326/42-283			

FLORIDA PANTHERS

BB&T CENTER • SUNRISE, FL  
(954) 835-7000 • Fax (954) 835-7700  
www.floridapanthers.com



Chairman, Owner & Governor	Vincent J. Viola
Vice Chairman, Partner & Alternate Governor	Douglas A. Cifu
Alternate Governor	William Torrey
CEO & President	Rory Babich
Executive VP/General Manager, Hockey & Business Ops.	Dale Tallon
Head Coach	Gerard Gallant
Assistant Coaches	John Madden, Mike Kelly, Mark Morris
Goaltending Coach	Robb Tallas
Skating & Skills Coach	Paul Vincent
Athletic Trainer	David Zenobi
Head Equipment Manager	Chris Scopetto
Director, Communications	Justin Copertino
Coordinators, Comm. & Digital Media	Adelyn Biedenbach, Amanda Cifu
Television	FOX Sports Florida
Radio	WQAM (560 AM)




GALLANT

2013-14 LEADERS

Goals	Brad Boyes, 21	PIM	Erik Gudbranson, 114
Assists	Brian Campbell, 30	GAA	Tim Thomas, 2.87
Points	Nick Bjugstad, 38	Wins	Tim Thomas, 16
+/-	Scottie Upshall, +1	ShO	Roberto Luongo, 1

OTHER INFORMATION

Leading Scorer vs. NJ	Stephen Weiss, 6g-15a-21pts
Leading Scorer vs. Fla.	Patrik Elias, 26g-24a-50pts
Last Trade	Devils obtained Scott Timmins, #6 2014 Draft Pick (Joey Dudek) for Krys Barch, St. Louis' #7 2015 Draft Pick (09/28/13)
Stanley Cups	None
2014-15 Schedule vs. Fla.	Jan. 31 @ NJ; Oct. 11, Apr. 11 @ Fla.



LUONGO

INDIVIDUAL SCORING vs. DEVILS

PLAYER	GP	2013-14						GP	CAREER				
		G	A	PTS	+/-	PIM	S		GP	G	A	PTS	PIM
KRYS BARCH	2	0	0	0	0	0	0	11	1	0	1	2	15
ALEKSANDER BARKOV	1	0	0	0	0	1	0	1	1	0	0	2	0
SEAN BERGENHEIM	2	0	0	0	0	2	0	9	6	6	15	12	
NICK BJUGSTAD	3	1	0	2	3	1	0	29	1	2	3	0	
DAVE BOLLAND	1	0	0	0	0	0	0	5	2	1	0	0	
BRAD BOYES	1	2	1	3	0	0	0	5	9	1	1	0	
BRIAN CAMPBELL	3	1	1	2	4	0	0	35	4	4	12	10	
JOEY CRABB	1	0	0	0	0	0	0	11	1	3	4	4	
DAN ELLIS	1	0	0	0	0	0	0	5	0	1	1	0	
TOMAS FLEISCHMANN	3	0	1	1	0	4	2	27	7	6	13	12	
SCOTT GOMEZ	2	0	1	1	2	0	0	25	4	14	18	24	
ERIK GUDBRANSON	2	0	0	0	0	0	0	5	0	1	1	2	
JIMMY HAYES	2	0	1	1	0	0	0	5	0	1	1	0	
QUINTON HOWDEN	2	1	0	1	0	0	0	2	1	0	1	0	
JONATHAN HUBERDEAU	2	0	2	2	1	0	0	5	1	4	4	0	
JUSSI JOKINEN	4	0	0	0	1	3	0	25	7	4	11	20	
ED JOVANOVSKI	2	0	0	0	0	2	4	32	2	5	7	42	
TOMAS KOPECKY	1	0	0	0	0	0	4	12	0	3	3	2	
DMITRY KULIKOV	3	1	0	1	2	2	4	15	3	3	6	12	
ROBERTO LUONGO	3	0	0	0	0	0	0	23	0	0	0	0	
DEREK MACKENZIE	2	0	0	0	2	4	1	0	0	0	0	0	
WILLIE MITCHELL	2	0	0	0	1	2	0	13	1	2	3	8	
AL MONTOYA	1	0	0	0	0	0	0	6	0	0	0	0	
DYLAN OLSEN	2	0	1	1	1	1	0	3	0	1	1	0	
ALEX PETROVIC	1	0	0	0	0	2	0	0	0	0	0	2	
BRANDON PIRRI	2	1	0	1	0	0	3	2	1	0	1	0	
COLBY ROBAK	1	0	0	0	1	2	0	0	0	0	0	17	
DREW SHORES	1	0	0	0	0	0	0	0	0	0	0	0	
SHAWN THORNTON	3	0	0	0	0	0	0	6	4	2	6	40	
VINCENT TROCHECK	2	1	1	2	0	0	0	25	1	1	2	0	
SCOTTIE UPSHALL	3	1	1	2	0	0	8	25	6	8	14	20	

Also with career statistics vs. Devils: BOBBY BUTLER (6-0-0-0-0); MIKE MOTTAU (3-0-0-0-5); JED ORTMEYER (19-0-1-1-6); RYAN WHITNEY (26-0-16-16-18); GREG ZANON (5-0-0-0-2).

GOALTENDING HISTORY vs. DEVILS

GOALTENDER	2013-14					CAREER								
	MIN	GA	SO	GAA	W L OT	MIN	GA	SO	GAA	W L OT				
DAN ELLIS	60	6	0	6.00	0	1	0	282	18	0	3.83	1	3	0
RO														



**ALL-TIME RECORD**

DEVILS	GP	W	L	OT	OTL	PTS	GF	GA
at New Jersey	59	28	26	4	1	61	191	194
at Los Angeles	30	17	12	1	0	35	101	86
	29	11	14	3	1	26	90	108

**2013-14 SUMMARY**

NEW JERSEY	GP	W	L	OT	PTS	GF	GA	SF	SA	PIM	PP	SHG
LOS ANGELES	2	1	1	0	2	2	3	41	56	21	0-4, 0.0%	0
	2	1	0	1	3	3	2	56	41	17	1-7, 14.3%	0

DATE	GAME#	RES	SCORE	LOCATION	GOALTENDERS	W/D GOAL
11/15/13	19	L	0-2	@ Devils	SCHNEIDER/Scrivens	King
11/21/13	22	Wo	2-1	@ Los Angeles	SCHNEIDER/Scrivens	JAGR

**INDIVIDUAL SCORING vs. KINGS**

PLAYER	2013-14					WITH DEVILS					CAREER						
	GP	G	A	PTS	+/-	PIM	S	GP	G	A	PTS	PIM	GP	G	A	PTS	PIM
STEVE BERNIER	2	0	0	0	0	0	2	2	0	0	0	0	24	4	6	10	12
DAMIEN BRUNNER	1	0	0	0	0	2	2	1	0	0	0	2	4	1	0	1	2
MIKE CAMMALLERI	5	3	2	5	5	-2	12	-	-	-	-	-	18	9	5	14	10
RYAN CARTER	2	1	0	1	1	2	4	2	1	0	1	2	12	2	2	4	15
PATRIK ELIAS	2	0	0	0	0	0	2	18	6	8	14	2	18	6	8	14	2
ERIC GELINAS	2	0	0	0	1	0	1	2	0	0	0	0	2	0	0	0	0
STEPHEN GIONTA	2	0	1	1	1	2	0	2	0	1	1	2	2	0	1	1	2
ANDY GREENE	2	0	0	0	2	-2	5	8	0	2	2	4	8	0	2	2	4
PETER HARROLD	2	0	0	0	1	4	4	2	0	0	0	4	2	0	0	0	4
MARTIN HAVLAT	4	0	2	2	1	0	1	-	-	-	-	-	32	11	14	25	10
ADAM HENRIQUE	2	0	0	0	0	0	5	3	0	0	0	0	3	0	0	0	0
JAROMIR JAGR	2	1	0	1	-1	-4	5	2	1	0	1	4	30	13	17	30	16
CAM JANSSEN	2	0	0	0	0	5	0	4	0	0	0	7	11	0	1	1	21
ADAM LARSSON	2	0	0	0	0	0	1	4	0	0	0	0	4	0	0	0	0
TUOMO RUUTU	1	0	0	0	1	-0	0	-	-	-	-	-	16	4	2	6	21
MICHAEL RYDER	2	0	1	1	1	0	2	2	0	1	1	0	16	3	6	9	4
CORY SCHNEIDER	2	0	0	0	-	0	0	2	0	0	0	0	4	0	0	0	0
MATTIAS TEDENBY	1	0	0	0	0	0	0	3	0	0	0	0	3	0	0	0	0
TRAVIS ZAJAC	2	0	0	0	2	-0	1	8	4	3	7	2	8	4	3	7	2
MAREK ZIDLICKY	2	0	1	1	1	1	0	2	0	1	1	0	3	2	14	16	30
DAINIUS ZUBRUS	2	0	1	1	1	-0	2	9	3	4	7	2	21	7	11	18	10

Also with career statistics vs. Kings: SCOTT CLEMMENSEN (1-0-0-0-0 with Devils/2-0-0-0-0 career); RYANE CLOWE (- - - - /-36-7-9-16-48); JACOB JOSEFSON (1-0-0-0-0/1-0-0-0-0); ROD PELLEY (5-0-0-0-0/6-0-0-0-0); BRYCE SALVADOR (5-0-0-0-4/30-0-2-24); TIM SESTITO (- - - - /-11-0-0-0).

**GOALTENDING HISTORY vs. KINGS**

GOALTENDER	2013-14					WITH DEVILS					CAREER				
	MIN	GA	SO	GAA	W L O/T	MIN	GA	SO	GAA	W L O/T	MIN	GA	SO	GAA	W L O/T
SCOTT CLEMMENSEN	0	0	0	-	0 0 0	59	3	0	3.05	0 1 0	119	4	0	2.02	1 1 0
CORY SCHNEIDER	121	2	0	0.99	1 1 0	121	2	0	0.99	1 1 0	241	4	1	1.00	3 1 0

YEAR	HOME		ROAD		TOTAL		GF-GA	SF-SA	PIM	PP/PK
	W-L-O/T	W-L-O/T	W-L-O/T	W-L-O/T	W-L-O/T					
1982-83	1-0-0	0-2-0	1-2-0	9-13	72-85	49-48	29-87	48-33	2-6/3-15	
1983-84	2-0-0	0-1-0	2-1-0	14-15	71-88	49-33	48-33	48-33	1-11/6-14	
1984-85	0-1-0	0-2-0	0-3-0	7-19	88-87	58-52	58-52	58-52	2-8/2-13	
1985-86	1-1-0	1-0-0	2-1-0	13-10	93-87	36-26	36-26	36-26	4-11/6-17	
1986-87	1-0-0	0-2-0	1-2-0	13-18	92-107	84-73	84-73	84-73	4-17/4-19	
1987-88	1-1-0	0-0-1	1-1-1	7-9	82-86	107-107	107-107	107-107	2-14/5-13	
1988-89	0-0-1	0-1-1	0-1-2	10-16	100-101	110-112	110-112	110-112	1-12/11-1	
1989-90	2-0-0	0-1-0	2-1-0	13-12	97-80	48-40	48-40	48-40	1-10/4-16	
1990-91	0-1-0	1-1-0	1-2-0	9-13	86-98	120-78	120-78	120-78	5-15/1-20	
1991-92	2-0-0	1-0-0	3-0-0	14-5	89-92	60-50	60-50	60-50	3-11/0-4	
1992-93	1-0-0	0-1-0	1-1-0	9-6	94-51	17-31	17-31	17-31	2-9/2-13	
1993-94	0-1-0	0-1-0	0-2-0	5-8	88-52	35-42	35-42	35-42	0-0/0-0	
1994-95	0-0-0	0-0-0	0-0-0	0-0	0-0	0-0	0-0	0-0	1-5/1-10	
1995-96	1-0-0	1-0-0	2-0-0	7-3	68-56	18-10	18-10	18-10	2-7/0-7	
1996-97	1-0-0	1-0-0	2-0-0	9-3	62-58	14-14	14-14	14-14	1-12/1-6	
1997-98	0-1-0	0-1-0	0-2-0	1-7	56-47	28-36	28-36	28-36	1-2/0-5	
1998-99	0-1-0	1-0-0	1-1-0	3-6	80-44	41-61	41-61	41-61	1-2/0-5	
1999-00	1-0-0	0-0-0	1-0-0	7-1	36-35	20-14	20-14	20-14	3-6/1-7	
2000-01	0-1-0	1-0-0	1-1-0	7-3	69-40	28-26	28-26	28-26	0-4/0-5	
2001-02	0-1-0	0-0-0	0-1-0	2-3	27-22	10-8	10-8	10-8	0-1/1-4	
2002-03	0-0-0	0-0-0	0-1-0	1-2	35-32	8-2	8-2	8-2	3-13/1-9	
2003-04	1-0-0	1-0-0	2-0-0	7-2	58-51	0-0	0-0	0-0	0-0/0-0	
2005-06	0-0-0	0-0-0	0-0-0	0-0	0-0	0-0	0-0	0-0	2-5/1-6	
2006-07	0-0-0	0-0-1	0-0-1	2-3	22-28	12-10	12-10	12-10	0-1/0-2	
2007-08	1-0-0	0-0-0	1-0-0	6-3	27-26	9-7	9-7	9-7	0-3/1-4	
2008-09	0-1-0	1-0-0	1-1-0	6-4	54-67	37-53	37-53	37-53	0-2/1-3	
2009-10	0-1-0	0-0-0	0-1-0	2-3	28-22	8-6	8-6	8-6	0-2/1-3	
2010-11	0-0-0	0-1-0	0-1-0	1-3	40-23	6-4	6-4	6-4	0-4/0-2	
2011-12	1-0-0	1-0-0	2-0-0	5-1	60-58	4-8	4-8	4-8	0-0/0-0	
2012-13	0-0-0	0-0-0	0-0-0	0-0	0-0	0-0	0-0	0-0	0-4/1-7	
2013-14	0-1-0	1-0-0	1-1-0	2-3	41-56	21-17	21-17	21-17		
<b>TOTALS</b>	<b>17-12-1</b>	<b>11-15-3</b>	<b>28-27-4</b>	<b>191-194</b>	<b>1815-1679</b>	<b>1057-996</b>	<b>46-225/46-256</b>			

**LOS ANGELES KINGS**

STAPLES CENTER • LOS ANGELES, CA  
(213) 742-7100 • Fax (310) 535-4525  
www.lakings.com




- Owners**.....Philip F. Anschutz, Edward P. Roski, Jr.  
**Alternate Governor**.....Dan Beckerman  
**President, General Manager & Alt. Governor**.....Dean Lombardi  
**President, Business Operations & Alt. Governor**.....Luc Robitaille  
**Chief Operating Officer**.....Kelly Cheeseman  
**Vice President/Assistant General Manager**.....Rob Blake  
**Head Coach**.....Darryl Sutter  
**Associate Head Coach**.....John Stevens  
**Assistant Coach**.....Davis Payne  
**Goaltending Coach**.....Bill Ranford  
**Head Athletic Trainer**.....Chris Kinsley  
**Strength & Conditioning Coach**.....TBD  
**Head Equipment Manager**.....Darren Granger  
**Vice President, Communications and Broadcasting**.....Michael Altieri  
**Senior Director, Communications and Content**.....Jeff Moeller  
**Television**.....FOX Sports West  
**Radio**.....KABC (790 AM)



**SUTTER**

- 2013-14 LEADERS**  
**Goals**.....Anze Kopitar, 29      **PIM**.....Kyle Clifford, 81  
**Assists**.....Anze Kopitar, 41      **GAA**.....Jonathan Quick, 2.07  
**Points**.....Anze Kopitar, 70      **Wins**.....Jonathan Quick, 27  
**+/-**.....Anze Kopitar, +34      **ShO**.....Jonathan Quick, 6



**QUICK**

- OTHER INFORMATION**  
**Leading Scorer vs. NJ**.....Dave Taylor, 14g-18a-32pts  
**Leading Scorer vs. LA**.....John MacLean, 13g-16a-29pts  
**Last Trade**.....Devils obtained #7 2013 Draft Pick (Anthony Brodeur) for #7 2015 Draft Pick (06/30/13)  
**Stanley Cups**.....2 (2011-12, 2013-14)  
**2014-15 Schedule vs. LA**.....Mar. 23 @ NJ; Jan. 14 @ LA

**INDIVIDUAL SCORING vs. DEVILS**

PLAYER	2013-14					CAREER						
	GP	G	A	PTS	+/-	PIM	S	GP	G	A	PTS	PIM
DUSTIN BROWN	2	0	1	1	0	2	8	11	0	3	3	10
ADAM CRACKNELL	1	0	0	0	1	0	1	1	0	0	0	0
DREW DOUGHTY	2	0	1	1	1	2	3	6	1	1	2	2
MARIAN GABORIK	2	2	0	2	0	2	3	28	10	12	22	8
DWIGHT KING	2	1	0	1	1	2	4	2	1	0	1	2
ANZE KOPITAR	2	1	1	2	1	0	7	10	2	4	6	0
TREVOR LEWIS	2	0	0	0	1	0	3	4	0	0	0	0
ALEC MARTINEZ	2	0	0	0	1	0	2	4	0	0	0	0
BRAYDEN McNABB	1	0	0	0	0	0	0	2	0	0	0	0
JAKE MUZZIN	2	0	1	1	2	2	7	3	0	1	1	2
JORDAN NOLAN	1	0	0	0	0	0	0	1	0	0	0	0
TANNER PEARSON	2	0	0	0	1	0	2	2	0	0	0	0
ROBYN REGEHR	2	0	0	0	0	0	0	20	0	1	1	4
MIKE RICHARDS	2	0	0	0	1	2	2	44	7	23	30	12
JARRET STOLL	2	0	0	0	0	2	0	11	2	2	4	2
TYLER TOFFOLI	2	0	0	0	0	0	2	2	0	0	0	0
SLAVA VOYNOV	2	0	0	0	0	0	4	3	0	0	0	0
JUSTIN WILLIAMS	2	1	1	2	2	0	6	30	3	16	19	12

Also with career statistics vs. Devils: JEFF CARTER (40-11-10-21-22); KYLE CLIFFORD (3-0-0-0-0); COLIN FRASER (5-2-1-3-0); MATT GREENE (6-0-0-0-13); JONATHAN QUICK (5-0-0-0-0); JEFF SCHULTZ (21-2-3-5-6).

**GOALTENDING HISTORY vs. DEVILS**

GOALTENDER	2013-14					CAREER				
	MIN	GA	SO	GAA	W L O/T	MIN	GA	SO	GAA	W L O/T
JONATHAN QUICK	0	0	0	-	0 0 0	305	10	0	1.97	3 1 1





ALL-TIME RECORD									
	GP	W	L	O/T	OTL	PTS	GF	GA	
DEVILS	14	8	4	2	0	18	44	36	
at New Jersey	7	5	1	1	0	11	25	15	
at Minnesota	7	3	3	1	0	7	19	21	

**2013-14 SUMMARY**

	GP	W	L	OT	PTS	GF	GA	SF	SA	PIM	PP	SHG
NEW JERSEY	2	1	1	0	2	4	7	48	43	20	1-7, 14.3%	1
MINNESOTA	2	1	0	1	3	7	4	43	48	29	2-9, 22.2%	0

DATE	GAME#	RES	SCORE	LOCATION	GOALTENDERS	W/D GOAL
11/03/13	14	L	0-4	@ Minnesota	SCHNEIDER/Harding	Granlund
03/20/14	70	Wo	4-3	@ DEVILS	SCHNEIDER/Bryzgalov	GREENE

**INDIVIDUAL SCORING vs. WILD**

PLAYER	2013-14					WITH DEVILS					CAREER						
	GP	G	A	PTS	+/-	PIM	S	GP	G	A	PTS	PIM	GP	G	A	PTS	PIM
STEVE BERNIER	1	0	0	0	1	0	0	1	0	0	0	0	20	6	2	8	4
DAMIEN BRUNNER	1	0	0	0	1	0	2	1	0	0	0	0	4	2	0	2	0
MIKE CAMMALLERI	3	1	0	1	3	0	9	-	-	-	-	-	29	7	10	17	12
RYAN CARTER	1	0	0	0	1	0	0	2	0	0	0	0	12	1	0	1	8
RYANE CLOWE	1	0	1	1	0	0	0	1	0	1	0	0	20	3	11	14	15
PATRIK ELIAS	1	0	3	3	2	0	3	12	4	7	11	0	12	4	7	11	0
ERIC GELINAS	2	0	0	0	1	0	0	2	0	0	0	0	2	0	0	0	0
STEPHEN GIONTA	2	0	0	0	0	0	0	2	0	0	0	0	2	0	0	0	0
ANDY GREENE	2	1	1	2	0	2	2	6	1	2	3	4	6	1	2	3	4
MARTIN HAVLAT	1	0	0	0	0	0	2	-	-	-	-	-	20	10	6	16	6
ADAM HENRIQUE	2	0	2	2	2	1	-	3	0	3	3	2	3	0	3	3	2
JAROMIR JAGR	2	1	0	1	2	2	6	2	1	0	1	2	15	4	12	16	6
JACOB JOSEFSON	2	0	0	0	2	0	3	2	0	0	0	0	2	0	0	0	0
ADAM LARSSON	1	0	0	0	0	0	1	2	0	0	0	0	2	0	0	0	0
JON MERRILL	2	0	0	0	0	0	1	2	0	0	0	0	2	0	0	0	0
TUOMO RUUTU	3	0	0	0	2	4	1	1	0	0	0	2	19	2	3	5	25
MICHAEL RYDER	2	1	0	1	0	2	4	2	1	0	1	2	14	2	4	6	4
BRYCE SALVADOR	1	0	0	0	1	0	1	4	0	0	0	0	24	0	1	1	6
CORY SCHNEIDER	2	0	0	0	0	0	0	2	0	0	0	0	13	0	1	1	0
TIM SESTITO	1	0	0	0	0	0	0	3	0	0	0	0	3	0	0	0	0
MATTIAS TEDEMBY	1	0	0	0	0	2	1	2	0	0	0	4	2	0	0	0	4
ALEXANDER URBOM	1	0	0	0	1	0	0	-	-	-	-	-	1	0	0	0	0
TRAVIS ZAJAC	1	0	1	1	2	2	2	5	0	2	2	4	5	0	2	2	4
MAREK ZIDLICKY	2	0	0	0	2	2	4	2	0	0	0	2	16	2	5	7	14
DAINIUS ZUBRUS	2	0	0	0	1	2	4	5	1	1	2	2	12	3	2	5	6

Also with career statistics vs. Wild: PETER HARROLD (- - - - - with Devils/11-0-1-1-4 career); CAM JANSSEN (1-0-0-0-0-7-0-1-1-11); ROD PELLEY (2-0-0-0-0-3-0-0-0-0).

**GOALTENDING HISTORY vs. WILD**

GOALTENDER	2013-14					WITH DEVILS					CAREER				
	MIN	GA	SO	GAA	W L O/T	MIN	GA	SO	GAA	W L O/T	MIN	GA	SO	GAA	W L O/T
CORY SCHNEIDER	121	6	0	2.98	1 1 0	121	6	0	2.98	1 1 0	742	28	0	2.26	7 5 0

YEAR	HOME		ROAD		TOTAL		GF-GA	SF-SA	PIM	PP/PK
	W-L-O/T	W-L-O/T	W-L-O/T	W-L-O/T						
2000-01	1-0-0	1-0-0	2-0-0	10-4	48-50	12-10	1-5/2-6			
2001-02	0-0-0	0-0-1	0-0-1	2-2	27-36	17-13	0-2/0-4			
2002-03	1-0-0	0-1-0	1-1-0	5-5	62-45	15-19	0-6/1-4			
2003-04	0-0-1	0-0-0	0-0-1	4-4	36-34	6-4	1-2/1-3			
2005-06	1-0-0	0-0-0	1-0-0	3-2	33-39	14-10	0-5/1-7			
2006-07	0-0-0	0-0-0	0-0-0	0-0	0-0	0-0	0-0/0-0			
2007-08	0-0-0	1-0-0	1-0-0	4-3	30-37	13-7	0-1/0-4			
2008-09	1-0-0	0-0-0	1-0-0	4-0	29-35	14-6	1-3/0-7			
2009-10	0-0-0	1-0-0	1-0-0	5-3	26-32	4-6	2-3/0-2			
2010-11	0-1-0	0-0-0	0-1-0	1-2	22-18	4-10	0-3/0-0			
2011-12	0-0-0	0-1-0	0-1-0	2-4	31-16	6-10	0-5/0-2			
2012-13	0-0-0	0-0-0	0-0-0	0-0	0-0	0-0	0-0/0-0			
2013-14	1-0-0	0-1-0	1-1-0	4-7	48-43	20-29	1-7/2-9			
<b>TOTALS</b>	<b>5-1-1</b>	<b>3-3-1</b>	<b>8-4-2</b>	<b>44-36</b>	<b>392-385</b>	<b>125-124</b>	<b>6-42/7-48</b>			

**DEVILS' RECORDS VS. OPPONENTS**

<b>Most Goals vs. Opponent, Single Season</b> 8 - John MacLean vs. Pit. (1987-88) 7 - Accomplished seven times, last time Brian Gionta vs. NYR/Pit. (2005-06)	<b>Most Goals vs. Opponent, Career</b> 35 - Patrik Elias vs. Phi. 33 - Patrik Elias vs. NYI 32 - John MacLean vs. Pit.
<b>Most Assists vs. Opponent, Single Season</b> 11 - Bruce Driver vs. NYR (1986-87) 10 - Aaron Broten vs. NYR (1986-87) 9 - Accomplished eight times, last time Brian Gionta vs. Phi. (2005-06)	<b>Most Assists vs. Opponent, Career</b> 52 - Patrik Elias vs. NYI 50 - Patrik Elias vs. NYR 46 - Patrik Elias vs. Pit.
<b>Most Points vs. Opponent, Single Season</b> 14 - John MacLean (6g-8a) vs. NYI (1989-90) Greg Adams (5g-9a) vs. Phi. (1985-86) 13 - Patrik Sundstrom (4g-9a) vs. NYI (1989-90)	<b>Most Points vs. Opponent, Career</b> 85 - Patrik Elias (33g-52a) vs. NYI 80 - Patrik Elias (35g-45a) vs. Phi. 72 - Patrik Elias (22g-50a) vs. NYR

**MINNESOTA WILD**

XCEL ENERGY CENTER • SAINT PAUL, MN  
(651) 602-6000 • Fax (651) 222-1055  
www.wild.com




<b>Owner &amp; Governor</b> .....	Craig Leipold
<b>Minority Owner</b> .....	Philip Falcone
<b>Chief Operating Officer</b> .....	Matt Majka
<b>General Manager</b> .....	Chuck Fletcher
<b>Assistant General Manager</b> .....	Brent Flahr
<b>Head Coach</b> .....	Mike Yeo
<b>Assistant Coaches</b> .....	Rick Wilson, Darryl Sydor, Darby Hendrickson
<b>Goaltending Coach</b> .....	Bob Mason
<b>Strength &amp; Conditioning Coach</b> .....	Kirk Olson
<b>Head Athletic Therapist</b> .....	Don Fuller
<b>Head Equipment Manager</b> .....	Tony DaCosta
<b>Senior Director, Team Operations &amp; Business Integration</b> .....	Frank Buonomo
<b>Director, Media Relations</b> .....	Aaron Sickman
<b>Television</b> .....	FOX Sports Net North
<b>Radio</b> .....	KFAN (100.3 FM)



**YEO**

2013-14 LEADERS			
<b>Goals</b> .....	Jason Pominville, 30	<b>PIM</b> .....	Clayton Stoner, 84
<b>Assists</b> .....	Mikko Koivu, 43	<b>GAA</b> .....	Josh Harding, 1.65
<b>Points</b> .....	Jason Pominville, 60	<b>Wins</b> .....	Josh Harding, 18
<b>+/-</b> .....	R. Suter, J. Spurgeon, +15	<b>ShO</b> .....	I. Bryzgalov, J. Harding, 3

OTHER INFORMATION	
<b>Leading Scorer vs. NJ</b> .....	Marian Gaborik, 4g-5a-9pts
<b>Leading Scorer vs. Min.</b> .....	Patrik Elias, 4g-7a-11pts
<b>Last Trade</b> .....	Deviils obtained Marek Zidlicky for Kurtis Foster, Nick Palmieri, Stephane Veilleux, Washington's #2 2012 Draft Pick (Raphael Bussieres), #3 2013 Draft Pick (later traded to NY Islanders-Eamon McAdam) (02/24/12)
<b>Stanley Cups</b> .....	None
<b>2014-15 Schedule vs. Min.</b> .....	Nov. 11 @ NJ; Mar. 10 @ Min.



**SUTER**

**INDIVIDUAL SCORING vs. DEVILS**

PLAYER	2013-14					CAREER						
	GP	G	A	PTS	+/-	PIM	S	GP	G	A	PTS	PIM
KEITH BALLARD	1	0	1	1	1	2	0	12	0	4	4	4
JONAS BRODIN	2	0	1	1	0	2	0	2	0	1	1	2
KYLE BRODZIAK	2	0	0	0	1	0	1	7	2	0	2	2
ILYA BRYZGALOV	2	0	0	0	-	0	0	13	0	0	0	0
MATT COOKE	2	1	0	1	1	0	1	34	6	4	10	29
CHARLIE COYLE	1	0	0	0	1	0	1	1	0	0	0	0
JUSTIN FALK	2	0	1	1	0	2	0	2	0	1	1	2
JUSTIN FONTAINE	2	0	0	0	0	2	2	2	0	0	0	2
MIKAEL GRANLUND	2	2	0	2	2	0	4	2	2	0	2	0
JOSH HARDING	1	0	0	0	0	-	0	3	0	0	0	0
MIKKO KOIVU	2	0	0	0	0	0	4	8	1	3	4	0
CARSON MCMILLAN	1	0	0	0	0	0	0	1	0	0	0	0
NINO NIEDERREITER	2	0	3	3	1	0	3	6	0	3	3	0
ZACH PARISE	2	0	1	1	2	2	8	2	0	1	1	2
JASON POMINVILLE	2	1	2	3	2	0	7	28	10	9	19	6
MARCO SCANDELLA	2	0	1	1	1	0	0	3	0	2	2	0
JARED SPURGEON	2	0	2	2	1	2	1	4	0	3	3	2
RYAN SUTER	2	1	1	2	1	2	6	9	1	6	7	6
THOMAS VANEK	2	0	2	2	0	2	5	31	9	5	14	18

Also with career statistics vs. Devils: CODY ALMOND (1-0-0-0-0); NIKLAS BACKSTROM (4-0-1-1-0); STU BICKEL (7-0-2-2-9); JONATHAN BLUM (1-0-0-0-0); MIKE RUPP (19-0-0-0-27); STEPHANE VEILLEUX (7-1-0-1-2); BRAD WINCHESTER (4-1-0-1-4).

**GOALTENDING HISTORY vs. DEVILS**

GOALTENDER	2013-14					CAREER				
	MIN	GA	SO	GAA	W L O/T	MIN	GA	SO	GAA	W L O/T
NIKLAS BACKSTROM	0	0	0	-	0 0 0	175	12	0	4.11	1 2 1
ILYA BRYZGALOV	125	6	0	2.88	0 0 2	757	28	2	2.22	5 5 2
JOSH HARDING	60	0	1	0.00	1 0 0	129	1	1	0.47	1 0 0



ALL-TIME RECORD										
GP	W	L	OT	PTS	GF	GA	SF	SA	PIM	PP
DEVILS	111	61	39	10	1	133	324	282		
at New Jersey	55	34	16	5	0	73	181	148		
at Montreal	56	27	23	5	1	60	143	134		

**2013-14 SUMMARY**

NEW JERSEY	GP	W	L	OT	PTS	GF	GA	SF	SA	PIM	PP	SHG
MONTREAL	3	1	1	1	3	9	8	83	77	21	1-8, 12.5%	0
	3	2	1	0	4	8	9	77	83	21	1-8, 12.5%	0

DATE	GAME#	RES	SCORE	LOCATION	GOALTENDERS	W/D GOALY
12/02/13	28	L	2-3	@ Montreal	BRODEUR/Price	Galchenyuk
12/04/13	29	Ls	3-4	@ DEVILS	SCHNEIDER/Budaj	Desharnais
01/14/14	48	W	4-1	@ Montreal	BRODEUR/Price	GELINAS

**INDIVIDUAL SCORING vs. CANADIENS**

PLAYER	2013-14					WITH DEVILS					CAREER						
	GP	G	A	PTS	+/-	PIM	S	GP	G	A	PTS	PIM	GP	G	A	PTS	PIM
STEVE BERNIER	3	1	0	1	1	0	11	8	1	0	1	0	19	2	1	3	2
REID BOUCHER	2	0	1	1	0	2	2	2	0	1	1	0	2	0	1	1	0
DAMIEN BRUNNER	2	0	0	0	-1	-2	4	2	0	0	0	2	2	0	0	0	2
MIKE CAMMALLERI	1	0	0	0	0	2	3	-	-	-	-	-	2	1	2	3	2
RYAN CARTER	1	0	0	0	0	0	1	7	0	0	0	2	9	0	2	2	2
SCOTT CLEMMENSEN	2	0	0	0	-	0	0	3	0	0	0	0	10	0	1	1	0
RYANE CLOWE	1	0	2	2	1	2	1	1	0	2	2	2	5	1	3	4	8
PATRIK ELIAS	2	1	0	1	0	0	4	60	25	25	50	42	60	25	25	50	42
ERIC GELINAS	3	1	1	2	-1	0	4	3	1	1	2	0	3	1	1	2	0
STEPHEN GIONTA	1	0	0	0	0	0	1	5	0	0	0	0	5	0	0	0	0
ANDY GREENE	3	0	0	0	4	2	6	20	0	2	2	6	20	0	2	2	6
ADAM HENRIQUE	3	1	2	3	0	0	7	7	1	4	5	2	7	1	4	5	2
JAROMIR JAGR	3	1	1	2	1	2	9	3	1	1	2	2	74	41	44	85	36
CAM JANSSEN	2	0	0	0	0	5	0	8	0	0	0	15	11	0	1	1	19
JACOB JOSEFSON	1	0	0	0	0	0	0	7	1	0	1	0	7	1	0	1	0
JON MERRILL	3	0	1	1	2	-	0	3	0	1	1	0	3	0	1	1	0
TUOMO RUUTU	3	0	1	1	1	2	6	-	-	-	-	-	19	2	4	6	24
MICHAEL RYDER	3	2	2	4	2	2	11	3	2	2	4	2	22	4	7	11	10
BRYCE SALVADOR	1	0	0	0	1	2	0	17	0	1	1	12	22	1	1	1	16
CORY SCHNEIDER	1	0	0	0	0	0	0	1	0	0	0	0	1	0	0	0	0
TIM SESTITO	1	0	0	0	0	0	3	5	0	0	0	0	5	0	0	0	0
MIKE SISLO	2	0	0	0	0	0	0	1	0	0	0	0	1	0	0	0	0
ALEXANDER URBOM	2	0	0	0	2	-	0	2	0	0	0	0	4	0	0	0	0
TRAVIS ZAJAC	3	0	0	0	1	0	2	27	3	11	14	6	27	3	11	14	6
MAREK ZIDLICKY	3	0	1	1	0	0	2	6	0	3	3	4	11	0	4	4	4
DAINIUS ZUBRUS	3	1	1	2	1	4	7	22	6	10	16	18	50	12	18	30	30

Also with career statistics vs. Canadiens: PETER HARROLD (3-1-0-1-2 with Devils/6-1-0-1-2 career); MARTIN HAVLAT (- - - - /-24-6-11-17-12); ADAM LARSSON (5-0-1-1-0/5-0-1-1-0); STEFAN MATTEAU (2-0-0-0-0/2-0-0-0-0); ROD PELLEY (8-0-1-1-0/8-0-1-1-0); MATTIAS TEDENBY (6-0-1-1-4/6-0-1-1-4).

**GOALTENDING HISTORY vs. CANADIENS**

GOALTENDER	2013-14					WITH DEVILS					CAREER				
	MIN	GA	SO	GAA	W L O/T	MIN	GA	SO	GAA	W L O/T	MIN	GA	SO	GAA	W L O/T
SCOTT CLEMMENSEN	120	2	0	1.00	2 0 0	181	4	0	1.33	3 0 0	573	17	0	1.78	8 1 0
CORY SCHNEIDER	65	3	0	2.77	0 0 1	65	3	0	2.77	0 0 1	65	3	0	2.77	0 0 1

YEAR	HOME		ROAD		TOTAL		GF-GA	SF-SA	PIM	PP/PK
	W-L-O/T	W-L-O/T	W-L-O/T	W-L-O/T						
1982-83	0-1-0	1-1-0	1-2-0	14-13	74-93	27-29	2-6/3-10			
1983-84	0-2-0	1-0-0	1-2-0	5-12	55-95	37-35	1-6/2-7			
1984-85	1-0-0	0-1-1	1-1-1	9-13	78-93	29-25	2-7/2-9			
1985-86	1-1-0	0-1-0	1-2-0	10-18	81-101	59-47	2-13/4-14			
1986-87	1-0-0	1-2-0	2-2-0	7-10	77-76	22-24	1-10/1-9			
1987-88	2-0-0	0-1-0	2-1-0	9-7	74-84	64-42	1-10/2-16			
1988-89	0-1-0	0-2-0	0-3-0	7-13	87-89	55-47	2-11/2-15			
1989-90	0-2-0	1-0-0	1-2-0	10-13	78-92	22-30	3-10/2-11			
1990-91	1-0-0	0-1-1	1-1-1	10-9	105-83	47-57	1-13/0-13			
1991-92	1-0-0	1-1-0	2-1-0	9-8	87-64	24-24	3-10/1-10			
1992-93	1-1-0	0-1-0	1-2-0	11-13	106-110	108-102	5-15/4-13			
1993-94	1-1-0	1-1-0	2-2-0	11-9	128-115	86-73	0-16/2-18			
1994-95	2-0-0	0-2-0	2-2-0	12-9	155-105	53-39	0-7/0-9			
1995-96	1-0-1	1-1-0	2-1-1	13-11	117-124	50-52	5-14/2-12			
1996-97	1-0-1	1-0-1	2-0-2	14-10	162-104	37-33	0-11/2-14			
1997-98	2-0-0	1-1-0	3-1-0	12-8	126-104	67-65	2-16/2-17			
1998-99	1-0-1	1-1-0	2-0-2	11-4	132-97	115-85	1-17/1-21			
1999-00	2-0-0	1-1-0	3-1-0	10-6	136-104	26-36	2-12/2-7			
2000-01	2-0-0	2-0-0	4-0-0	16-5	122-96	101-43	3-12/4-26			
2001-02	1-1-0	1-1-0	2-2-0	8-7	112-87	22-16	0-8/1-11			
2002-03	2-0-0	1-1-0	3-1-0	10-6	133-90	39-35	4-14/0-16			
2003-04	1-0-1	0-2-0	1-2-1	6-8	118-116	28-26	2-10/1-11			
2005-06	2-0-0	2-0-0	4-0-0	17-12	127-122	40-52	5-15/1-14			
2006-07	2-0-0	2-0-0	4-0-0	12-4	138-102	23-49	6-22/1-8			
2007-08	1-1-0	0-2-0	1-3-0	8-10	112-117	42-34	5-16/3-20			
2008-09	2-0-0	2-0-0	4-0-0	14-5	142-111	39-37	3-15/1-16			
2009-10	1-1-0	2-0-0	3-1-0	9-7	113-99	43-47	2-13/1-11			
2010-11	0-2-0	2-0-0	2-2-0	9-9	99-116	23-37	0-10/2-8			
2011-12	1-1-0	2-0-0	3-1-0	14-9	111-102	30-24	3-12/3-15			
2012-13	1-1-0	0-0-1	1-1-1	7-8	82-75	24-22	4-11/2-12			
2013-14	0-0-1	1-1-0	1-1-1	9-8	83-77	21-21	1-8/1-8			
<b>TOTALS</b>	<b>34-16-5</b>	<b>27-24-5</b>	<b>61-40-10</b>	<b>324-282</b>	<b>3350-3043</b>	<b>1403-1288</b>	<b>71-360/55-401</b>			

**MONTREAL CANADIENS**

BELL CENTRE • MONTREAL, QUE.  
(514) 932-2582 • Fax (514) 932-8285  
www.canadiens.com




- Owner, President & CEO** ..... Geoff Molson  
**Executive Vice President & COO** ..... Kevin Gilmore  
**Executive Vice President/General Manager** ..... Marc Bergevin  
**Assistant General Managers** ..... Larry Carriere, Rick Dudley  
**Head Coach** ..... Michel Therrien  
**Assistant Coaches** ..... Clement Jodoin, Jean-Jacques Daigneault, Dan Lacroix  
**Goaltending Coach** ..... Stephane Waite  
**Head Athletic Therapist** ..... Graham Rynbend  
**Strength & Conditioning Coach** ..... Pierre Allard  
**Head Equipment Manager** ..... Pierre Gervais  
**Sr. VP, Communications & Community Relations** ..... Donald Beauchamp  
**Director of Media Relations** ..... Dominick Saillant  
**Television** ..... RDS (Ch. 33), TVA Sports  
**Radio** ..... COGECO (98.5 FM), TSN (990 AM)



**THERRIEN**

- 2013-14 LEADERS**  
**Goals** ..... Max Pacioretty, 39 **PIM** ..... Brandon Prust, 121  
**Assists** ..... P.K. Subban, 43 **GAA** ..... Carey Price, 2.32  
**Points** ..... Max Pacioretty, 60 **Wins** ..... Carey Price, 34  
**+/-** ..... Andrei Markov, +12 **ShO** ..... Carey Price, 6



**SUBBAN**

- OTHER INFORMATION**  
**Leading Scorer vs. NJ** ..... Mats Naslund, 14g-14a-28pts  
**Leading Scorer vs. Mtl.** ..... Patrik Elias, 25g-25a-50pts  
**Last Trade** ..... Devils obtained Vladimír Malakhov for Josh DeWolf, Sheldon Souray, #2 2001 Draft Pick (later traded to Tampa Bay-Andreas Holmqvist) (03/01/00)  
**Stanley Cups** ..... 23 (last time 1992-93)  
**2014-15 Schedule vs. Mtl.** ..... Jan. 2, Apr. 3 @ NJ; Feb. 7 @ Mtl.

**INDIVIDUAL SCORING vs. DEVILS**

PLAYER	2013-14						CAREER					
	GP	G	A	PTS	+/-	PIM	S	GP	G	A	PTS	PIM
FRANCIS BOUILLON	2	0	0	0	0	0	0	34	0	7	7	19
MICHAEL BOURNIVAL	3	0	0	0	2	2	4	3	0	0	0	2
RENE BOURQUE	2	1	0	1	2	0	7	9	2	4	6	8
PETER BUDAJ	1	0	0	0	-	0	0	1	0	0	0	0
DAVID DESHARNAIS	2	1	2	3	0	0	1	11	2	5	7	0
LARS ELLER	3	1	1	2	0	2	2	14	4	2	6	6
ALEXEI EMLIN	3	0	1	1	2	2	0	9	0	2	2	6
ALEX GALCHENYUK	2	1	1	2	2	0	4	5	1	4	5	2
BRENDAN GALLAGHER	3	0	0	0	2	4	11	6	1	0	1	4
TOM GILBERT	2	0	0	0	5	0	1	6	0	0	0	0
JOEY MacDONALD	1	0	0	0	-	0	0	7	0	0	0	2
MANNY MALHOTRA	4	0	2	2	1	2	2	23	4	5	9	23
ANDREI MARKOV	3	0	1	1	1	1	0	4	1	11	12	10
TRAVIS MOEN	3	0	0	0	2	0	1	38	1	4	5	21
DOUGLAS MURRAY	2	0	0	0	2	0	1	9	0	0	0	9
MAX PACIORETTY	3	2	0	2	1	2	13	16	6	2	8	8
P.A. PARENTEAU	1	1	0	1	1	0	3	13	2	5	7	2
GEORGE PARROS	1	0	0	0	0	0	0	9	0	0	0	12
TOMAS PLEKANEC	3	0	1	1	0	0	10	32	5	6	11	14
CAREY PRICE	2	0	0	0	-	0	0	19	0	0	0	2
BRANDON PRUST	3	0	0	0	2	7	0	21	3	4	7	58
P.K. SUBBAN	3	0	1	1	2	0	5	12	3	1	4	2
MIKE WEAVER	1	0	0	0	1	0	0	12	0	3	3	8
DALE WEISER	2	0	0	0	3	0	1	2	0	0	0	0

Also with career statistics vs. Devils: JAKE DOWELL (2-0-1-1-5); DAVIS DREWISKE (2-0-0-0-2); GABRIEL DUMONT (1-0-0-0-0); JOE FINLEY (2-0-0-0-0); T.J. HENSICK (2-0-0-0-0); JARRED TINORDI (1-0-1-1-0).

**GOALTENDING HISTORY vs. DEVILS**

GOALTENDER	2013-14						CAREER					
	MIN	GA</										



## NASHVILLE PREDATORS

BRIDGESTONE ARENA • NASHVILLE, TN  
(615) 770-2300 • Fax (615) 770-2309  
www.nashvillepredators.com



**LAVIOLETTE**



**WEBER**

**Ownership** .....Predators Holdings, LLC  
**Chairman & Governor** .....Thomas Cigarran  
**CEO & Alt. Governor** .....Jeff Cogen  
**President, COO & Alt. Governor** .....Sean Henry  
**President of Hockey Ops., GM & Alternate Governor** .....David Poile  
**Assistant General Manager** .....Paul Fenton  
**Head Coach** .....Peter Laviolette  
**Assistant Coaches** .....Phil Housley, Kevin McCarthy  
**Goaltending Coach** .....Ben Vanderklok  
**Strength & Conditioning Coach** .....David Good  
**Head Athletic Trainer** .....Andy Hosler  
**Equipment Manager** .....Pete Rogers  
**Senior VP of Hockey Communications & Public Relations** .....Gerry Helper  
**Manager, Hockey Communications** .....Kevin Wilson  
**Television** .....Fox Sports Tennessee  
**Radio** .....The Game (102.5 FM)

### 2013-14 LEADERS

**Goals** .....Craig Smith, 24 **PIM** .....Rich Clune, 166  
**Assists** .....Shea Weber, 33 **GAA** .....Carter Hutton, 2.62  
**Points** .....Shea Weber, 56 **Wins** .....Carter Hutton, 20  
**+/-** .....Craig Smith, +16 **ShO** .....P. Rinne, M. Mazanec, 2

### OTHER INFORMATION

**Leading Scorer vs. NJ** .....M. Erat, 5g-4a-9pts; G. Johnson, 4g-5a-9pts  
**Leading Scorer vs. Nsh.** .....Patrik Elias, 6g-12a-18pts  
**Last Trade** .....Devils obtained Jason Arnott for Matt Halischuk, #2 2011 Draft Pick (Magnus Hellberg) (06/19/10)  
**Stanley Cups** .....None  
**2014-15 Schedule vs. Nsh.** .....Mar. 3 @ NJ; Feb. 14 @ Nsh.



### ALL-TIME RECORD

	GP	W	L	O/T	OTL	PTS	GF	GA
<b>DEVILS</b>	19	11	5	3	0	25	57	44
at New Jersey	9	4	4	1	0	9	29	23
at Nashville	10	7	1	2	0	16	28	21

### 2013-14 SUMMARY

	GP	W	L	OT	PTS	GF	SA	SF	SA	PIM	PP	SHG
NEW JERSEY	2	1	0	1	3	7	3	49	48	18	1-6, 16.7%	0
NASHVILLE	2	1	1	0	2	3	7	48	49	14	0-8, 0.0%	0

DATE	GAME#	RES	SCORE	LOCATION	GOALTENDERS	W/D GOAL
11/10/13	17	W	5-0	@ DEVILS	BRODEUR/Hutton	JAGR
01/31/14	56	Lo	2-3	@ Nashville	SCHNEIDER/Hutton	Weber

### INDIVIDUAL SCORING vs. PREDATORS

PLAYER	2013-14					WITH DEVILS				CAREER							
	GP	G	A	PTS	+/-	PIM	S	GP	G	A	PTS	PIM	GP	G	A	PTS	PIM
STEVE BERNIER	2	0	1	1	2	2	2	2	0	1	1	2	18	5	8	13	25
DAMIEN BRUNNER	2	0	0	0	0	4	2	2	0	0	0	4	6	0	1	1	6
MIKE CAMMALLERI	1	2	1	3	2	0	6	-	-	-	-	-	26	11	9	20	14
RYAN CARTER	2	0	1	1	1	4	2	2	0	1	1	4	11	0	4	4	15
RYANE CLOWE	1	0	0	0	0	5	1	0	0	0	0	24	1	6	7	10	
PATRIK ELIAS	1	1	1	2	1	0	5	17	6	12	18	16	17	6	12	18	16
ERIC GELINAS	1	0	1	1	1	0	1	1	0	1	1	0	1	0	1	1	0
STEPHEN GIONTA	1	0	0	0	0	2	1	0	0	0	0	1	0	0	0	0	0
ANDY GREENE	2	0	1	1	0	0	0	7	0	1	1	0	7	0	1	1	0
PETER HARROLD	1	0	1	1	2	0	3	1	0	1	1	0	9	0	3	3	0
MARTIN HAVLAT	2	0	0	0	1	0	1	-	-	-	-	-	36	15	23	38	24
ADAM HENRIQUE	2	0	1	1	0	0	3	2	0	1	1	0	2	0	1	1	0
JAROMIR JAGR	2	2	2	4	2	0	5	2	2	2	4	0	18	7	17	24	14
CAM JANSSEN	1	1	0	1	1	0	2	4	1	0	1	9	19	1	0	1	27
JACOB JOSEFSON	1	0	0	0	1	0	0	2	0	0	0	0	2	0	0	0	0
ADAM LARSSON	1	0	0	0	0	0	0	2	0	0	0	0	2	0	0	0	0
JON MERRILL	1	0	0	0	0	0	0	1	0	0	0	0	1	0	0	0	0
TUOMO RUUTU	2	0	3	3	4	0	1	-	-	-	-	-	26	4	8	12	16
MICHAEL RYDER	2	0	0	0	0	0	5	2	0	0	0	0	12	4	7	11	4
BRYCE SALVADOR	1	0	0	0	0	0	1	5	0	0	0	0	35	0	5	5	24
CORY SCHNEIDER	1	0	0	0	-	0	0	1	0	0	0	0	2	0	0	0	0
MATTIAS TEDENBY	1	1	0	1	1	2	1	3	2	1	3	2	3	2	1	3	2
TRAVIS ZAJAC	2	1	2	3	1	0	2	7	2	4	6	0	7	2	4	6	0
MAREK ZIDLICKY	2	1	1	2	1	2	3	2	1	1	2	2	13	3	6	9	12
DAINIUS ZUBRUS	2	0	1	1	0	2	1	7	0	1	1	8	14	0	2	2	16

Also with career statistics vs. Predators: SCOTT CLEMMENSEN (2-0-0-0-0 with Devils/6-0-0-0-0 career); ROD PELLEY (3-0-0-0-2/4-0-0-0-2); TIM SESTITO (2-0-0-0-0/2-0-0-0-0).

### GOALTENDING HISTORY vs. PREDATORS

GOALTENDER	2013-14					WITH DEVILS					CAREER				
	MIN	GA	SO	GAA	W L OT	MIN	GA	SO	GAA	W L OT	MIN	GA	SO	GAA	W L OT
SCOTT CLEMMENSEN	0	0	0	-	0 0 0	124	4	0	1.94	1 0 1	362	15	0	2.49	2 2 2
CORY SCHNEIDER	61	3	0	2.95	0 0 1	61	3	0	2.95	0 0 1	81	6	0	4.44	0 0 1

YEAR	HOME		ROAD		TOTAL		GF-GA	SF-SA	PIM	PP/PK
	W-L-O/T	W-L-O/T	W-L-O/T	W-L-O/T						
1998-99	0-1-0	1-0-0	1-1-0	6-4	69-51	31-29	3-7/0-8			
1999-00	1-0-0	1-0-0	2-0-0	6-2	59-68	18-6	1-3/0-4			
2000-01	0-1-0	0-0-0	0-1-0	3-4	36-36	10-8	1-4/0-5			
2001-02	0-1-0	1-0-0	1-1-0	7-7	71-54	20-26	1-12/1-10			
2002-03	1-0-0	1-0-0	2-0-0	5-3	41-53	14-18	1-9/2-7			
2003-04	0-0-0	0-1-0	0-1-0	2-3	40-27	10-10	0-4/1-4			
2005-06	0-0-0	1-0-0	1-0-0	4-3	34-32	8-6	2-2/2-3			
2006-07	0-0-1	0-0-0	0-0-1	3-4	33-18	10-12	1-6/2-5			
2007-08	0-0-0	0-0-0	0-0-0	0-0	0-0	0-0	0-0/0-0			
2008-09	0-0-0	1-0-0	1-0-0	3-1	35-34	15-11	1-3/1-5			
2009-10	1-0-0	0-0-1	1-0-1	7-5	56-49	14-16	1-7/2-6			
2010-11	0-1-0	0-0-0	0-1-0	1-3	16-20	10-6	1-3/2-5			
2011-12	0-0-0	1-0-0	1-0-0	3-2	41-31	16-21	1-5/1-3			
2012-13	0-0-0	0-0-0	0-0-0	0-0	0-0	0-0	0-0/0-0			
2013-14	1-0-0	0-0-1	1-0-1	7-3	49-48	18-14	1-6/0-8			
<b>TOTALS</b>	<b>4-4-1</b>	<b>7-1-2</b>	<b>11-5-3</b>	<b>57-44</b>	<b>580-521</b>	<b>194-183</b>	<b>15-71/14-73</b>			

### INDIVIDUAL SCORING vs. DEVILS

PLAYER	2013-14					CAREER						
	GP	G	A	PTS	+/-	PIM	S	GP	G	A	PTS	PIM
TAYLOR BECK	1	0	0	0	0	0	3	1	0	0	0	0
GABRIEL BOURQUE	2	0	0	0	2	0	3	2	0	0	0	0
RICH CLUNE	2	0	0	0	1	2	0	2	0	0	0	2
MATT CULLEN	1	0	0	0	1	0	1	33	2	7	9	14
MATTIAS EKHLIN	2	0	0	0	2	0	1	2	0	0	0	0
RYAN ELLIS	2	0	0	0	1	0	4	2	0	0	0	0
MIKE FISHER	1	0	0	0	1	0	3	32	5	5	10	33
PAUL GAUSTAD	2	0	0	0	1	2	2	26	2	5	7	22
CARTER HUTTON	2	0	0	0	-	0	0	2	0	0	0	0
OLLI JOKINEN	2	0	2	2	2	6	1	45	9	11	20	42
SETH JONES	2	0	1	1	1	2	4	2	0	1	1	2
ROMAN JOSI	2	0	1	1	1	0	2	2	0	1	1	0
JAMES NEAL	3	0	0	0	3	2	7	19	3	3	6	8
ERIC NYSTROM	2	0	0	0	2	0	0	8	1	0	1	5
MIKE RIBEIRO	1	0	0	0	1	0	1	28	5	8	13	8
DEREK ROY	2	0	0	0	1	0	4	28	3	11	14	16
COLTON SISSONS	1	0	0	0	0	2	0	1	0	0	0	2
CRAIG SMITH	2	0	0	0	0	2	3	3	0	0	0	2
VIKTOR STALBERG	1	0	0	0	0	0	2	4	1	2	3	0
SHEA WEBER	2	2	0	2	2	0	4	9	2	2	4	4
COLIN WILSON	2	0	1	1	2	2	3	5	1	2	3	4

Also with career statistics vs. Devils: PEKKA RINNE (4-0-0-0-0); ANTON VOLCHENKOV (20-0-3-3-8).

### GOALTENDING HISTORY vs. DEVILS

GOALTENDER	2013-14					CAREER				
	MIN	GA	SO	GAA	W L OT	MIN	GA	SO	GAA	W L OT
CARTER HUTTON	120	7	0	3.50	1 1 0	121	7	0	3.47	1 1 0
PEKKA RINNE	0	0	0	-	0 0 0	248	10	0	2.42	1 2 1






**NEW YORK ISLANDERS**

NASSAU COLISEUM • UNIONDALE, NY  
(516) 501-6700 • Fax (516) 501-6850  
www.newyorkislanders.com



**CAPUANO**



**TAVARES**

**Owner & Governor** ..... Charles B. Wang  
**Alternate Governors** ..... Art McCarthy, Roy Reichbach  
**General Manager & Alternate Governor** ..... Garth Snow  
**Assistant General Manager & Assistant Coach** ..... Doug Weight  
**Head Coach** ..... Jack Capuano  
**Assistant Coaches** ..... Greg Cronin, Bob Corkum, Matt Bertani  
**Goaltending Coach** ..... Mike Dunham  
**Strength & Conditioning Coach** ..... Derrek Douglas  
**Assistant Athletic Trainer** ..... Philip E. Watson  
**Equipment Manager** ..... Scott Boggs  
**Director of Communications** ..... Kimber Auerbach  
**Communications Manager** ..... Jesse Eisenberg  
**Television** ..... MSG Plus  
**Radio** ..... WHRU (88.7 FM)

**2013-14 LEADERS**  
**Goals** ..... Kyle Okposo, 27 **PIM** ..... Matt Carkner, 149  
**Assists** ..... J. Tavares, K. Okposo, 42 **GAA** ..... Evgeni Nabokov, 2.74  
**Points** ..... Kyle Okposo, 69 **Wins** ..... Evgeni Nabokov, 15  
**+/-** ..... Thomas Hickey, +5 **ShO** ..... Evgeni Nabokov, 4

**OTHER INFORMATION**  
**Leading Scorer vs. NJ** ..... Mike Bossy, 27g-43a-70pts  
**Leading Scorer vs. NYI** ..... Patrik Elias, 33g-52a-85pts  
**Last Trade** ..... Devils obtained Trent Hunter for Brian Rolston (07/29/11)  
**Stanley Cups** ..... 4 (last time, 1982-83)  
**2014-15 Schedule vs. NYI** ..... Jan. 9, Mar. 21 @ NJ; Nov. 29, Dec. 15 @ NYI



**ALL-TIME RECORD**

	GP	W	L	O/T	OTL	PTS	GF	GA
DEVILS	191	82	84	24	1	189	587	609
at New Jersey	94	47	35	11	1	106	315	286
at NY Islanders	97	35	49	13	0	83	272	323

**2013-14 SUMMARY**

NEW JERSEY	GP	W	L	OT	PTS	GF	GA	SF	SA	PIM	PP	SHG
NEW ISLANDERS	5	2	3	0	7	11	14	126	140	85	4-15, 26.7%	0
											1-13, 7.8%	

DATE	GAME#	RES	SCORE	LOCATION	GOALTENDERS	W/D GOAL
10/04/13	2	Ls	3-4	@ DEVILS	BRÖDEUR/Nabokov	Moulson
12/28/13	40	W	2-1	@ NY Islanders	SCHNEIDER/Nabokov	ZAJAC
03/01/14	61	W	6-1	@ NY Islanders	BRÖDEUR/Nabokov*	JAGR
03/29/14	74	Ls	1-2	@ NY Islanders	SCHNEIDER/Nilsson	Nielsen
04/11/14	81	Ls	2-3	@ DEVILS	BRÖDEUR/Nilsson	Bailey

\* - Nabokov replaced by Nilsson at 40:00.

**INDIVIDUAL SCORING vs. ISLANDERS**

PLAYER	2013-14					WITH DEVILS					CAREER							
	GP	G	A	PTS	+/-	PIM	GP	G	A	PTS	+/-	PIM	GP	G	A	PTS	+/-	PIM
STEVE BERNIER	5	0	1	1	0	0	14	3	1	4	9	0	20	4	1	7	14	0
REID BOUCHER	1	0	1	1	0	0	1	0	1	1	0	0	2	0	1	1	0	0
DAMIEN BRUNNER	3	2	1	3	2	2	3	2	1	3	2	3	13	2	1	3	2	3
MIKE CAMMALLERI	2	0	1	1	2	0	0	0	0	0	0	0	23	3	7	10	6	6
RYAN CARTER	4	1	0	1	2	0	15	2	3	5	10	23	13	2	4	6	32	2
SCOTT CLEMMENSEN	1	0	0	0	0	0	5	0	0	0	0	0	9	0	0	0	0	0
RYANE CLOWE	4	1	2	3	0	0	4	1	2	3	5	9	2	3	5	12	0	0
PATRIK ELIAS	4	1	3	4	2	0	87	33	52	85	29	87	33	52	85	29	0	0
ERIC GELINAS	3	1	1	2	0	0	11	0	4	2	1	0	4	1	2	4	2	0
STEPHEN GJONTA	5	0	1	1	0	0	39	1	8	9	16	39	1	8	9	16	0	0
ANDY GREENE	2	0	0	0	1	0	4	0	0	0	0	6	0	0	0	0	0	0
PETER HARROLD	5	0	0	0	1	0	2	0	0	0	0	21	7	10	17	8	0	0
MARTIN HAVLAT	2	1	1	2	1	0	2	0	0	0	0	14	5	6	11	2	0	0
ADAM HENRIQUE	4	3	1	4	4	0	14	5	6	11	2	14	5	6	11	2	0	0
JAROMIR JAGR	5	1	3	4	2	2	5	1	3	4	2	103	61	89	150	63	0	0
CAM JANSSEN	1	0	0	0	0	0	19	0	0	0	45	22	0	0	0	47	0	0
JACOB JOSEFSON	1	0	0	0	0	0	12	2	4	4	2	12	2	4	6	0	0	0
ADAM LARSSON	2	0	0	0	1	0	10	1	0	1	0	10	1	0	1	0	0	0
JON MERRILL	4	0	0	0	2	0	4	0	0	0	0	4	0	0	0	0	0	0
TUOMO RUUTU	5	0	1	1	0	0	2	0	0	0	0	21	4	6	10	8	0	0
MICHAEL RYDER	5	1	2	3	3	0	12	5	1	2	3	37	10	14	24	23	0	0
BRYCE SALVADOR	2	0	0	0	0	0	25	2	3	5	32	30	4	3	7	32	0	0
CORY SCHNEIDER	2	0	0	0	0	0	2	0	0	0	0	2	0	0	0	0	0	0
TIM SESTITO	1	0	0	0	0	0	5	0	0	0	0	2	5	0	0	0	0	0
MIKE SISLO	1	0	0	0	0	0	1	0	0	0	0	1	0	0	0	0	0	0
ALEXANDER URBOM	1	1	0	1	0	0	0	0	0	0	0	1	0	0	0	0	0	0
TRAVIS ZAJAC	5	1	2	3	1	0	45	9	20	29	6	45	9	20	29	6	0	0
MAREK ZIDLICKY	1	0	1	1	0	0	14	3	5	8	9	75	4	10	19	12	0	0
DAINIUS ZUBRUS	5	0	1	1	1	2	5	3	7	10	20	75	9	21	30	39	0	0

Also with career statistics vs. Islanders: STEFAN MATTEAU (1-0-0-0-0 with Devils/1-0-0-0-0 career); ROD PELLEY (15-1-5-6-21/16-1-5-6-21); MATTIAS TEDENBY (8-1-4-5-2/8-1-4-5-2); SCOTT TIMMINS (1-0-0-0-0).

**GOALTENDING HISTORY vs. ISLANDERS**

GOALTENDER	2013-14					WITH DEVILS					CAREER				
	MIN	GA	SO	GAA	W L OT	MIN	GA	SO	GAA	W L OT	MIN	GA	SO	GAA	W L OT
SCOTT CLEMMENSEN	60	4	0	4.00	0 1 0	259	11	0	2.55	1 2 1	479	22	0	2.76	1 4 2
CORY SCHNEIDER	125	2	0	0.96	1 0 1	125	2	0	0.96	1 0 1	125	2	0	0.96	1 0 1

YEAR	HOME			ROAD			TOTAL			GF-GA	SF-SA	PIM	PP/PK
	W-L-O/T	W-L-O/T	W-L-O/T	W-L-O/T	W-L-O/T	W-L-O/T							
1982-83	0-4-0	0-3-0	0-7-0	18-45	210-218	66-90	7-30/6-22						
1983-84	0-3-0	0-4-0	0-7-0	14-37	201-202	91-94	2-31/10-25						
1984-85	2-1-1	1-1-1	3-2-2	32-27	227-201	92-93	3-28/8-24						
1985-86	2-1-0	0-4-0	2-5-0	27-31	239-210	100-98	5-26/6-27						
1986-87	2-2-0	0-3-0	2-5-0	26-39	203-272	101-202	9-39/11-35						
1987-88	3-0-0	0-4-0	3-4-0	25-26	224-206	161-183	9-38/10-36						
1988-89	2-2-1	0-2-1	1-4-2	28-28	227-198	223-249	10-42/11-44						
1989-90	3-0-0	1-1-2	4-1-2	36-30	221-208	165-178	4-29/5-30						
1990-91	0-2-2	1-2-0	1-4-2	24-23	245-168	227-150	5-25/7-39						
1991-92	0-2-1	1-1-2	1-3-3	18-25	239-209	109-113	3-23/2-26						
1992-93	1-3-0	1-2-0	2-5-0	23-36	199-189	214-163	4-23/7-37						
1993-94	2-0-0	1-2-0	3-2-0	20-16	155-138	8-22/4-29	8-22/4-29						
1994-95	1-0-1	0-1-1	1-1-2	15-13	136-95	58-77	3-16/3-7						
1995-96	3-0-0	1-1-0	4-1-0	19-13	152-143	148-103	7-22/2-22						
1996-97	2-0-0	1-2-0	3-2-0	15-13	153-112	95-113	4-19/2-14						
1997-98	2-1-0	2-1-0	4-2-0	18-12	101-157	93-77	3-21/3-19						
1998-99	3-2-0	3-2-0	6-4-0	17-15	173-111	43-53	4-22/6-16						
1999-00	2-1-0	1-1-0	3-2-0	21-12	193-130	78-78	7-24/3-26						
2000-01	1-0-1	1-1-1	2-1-2	11-7	171-120	54-62	1-26/2-22						
2001-02	2-1-0	1-1-0	3-2-0	15-15	144-116	61-67	3-16/6-18						
2002-03	2-0-0	2-0-1	4-0-1	22-7	138-128	38-40	3-14/2-13						
2003-04	2-1-0	1-2-0	3-3-0	16-14	181-133	68-58	1-20/4-20						
2005-06	1-3-0	1-2-0	2-4-2	15-23	221-242	104-120	6-38/6-35						
2006-07	2-1-1	4-0-0	6-1-1	19-14	235-230	83-97	4-32/4-25						
2007-08	1-3-0	1-2-1	2-5-1	14-21	266-199	101-107	3-29/6-29						
2008-09	2-0-0	1-2-0	3-2-0	17-10	226-177	63-79	7-23/6-21						
2009-10	3-0-0	1-2-0	4-2-0	21-13	198-163	82-79	6-20/5-22						
2010-11	2-1-0	2-1-0	4-2-0	15-15	175-129	73-108	2-21/2-13						
2011-12	2-1-0	2-1-0	4-2-0	13-7	148-148	46-66	4-17/0-17						
2012-13	0-1-1	2-1-0	2-2-1	11-14	143-130	75-53	4-18/6-23						
2013-14	0-2-1	2-0-1	2-0-3	14-11	140-126	36-85	4-15/1-13						
<b>TOTALS</b>	<b>47-36-11</b>	<b>35-49-13</b>	<b>82-85-24</b>	<b>587-609</b>	<b>5984-5200</b>	<b>3203-3269</b>	<b>143-767/157-749</b>						

**INDIVIDUAL SCORING vs. DEVILS**


PLAYER	2013-14					CAREER						
	GP	G	A	PTS	+/-	PIM	S	GP	G	A	PTS	PIM
JOSH BAILEY	5	0	0	0	3	5	10	1	0	0	0	28
ERIC BOULTON	3	0	0	0	0	0	7	1	0	0	0	33
MATT CARKNER	3	0	0	0	0	0	0	0	0	0	0	11
CASEY CIZKAS	5	0	0	0	0	2	2	6	1	2	2	6
CAL CLUTTERBUCK	3	0	0	0	0	2	4	3	0	0	0	4
CORY CONACHER	3	0	0	0	0	0	0	2	0	0	0	0
KEVIN CZUCZMAN	2	0	0	0	0	1	4	3	0	0	0	0
CALVIN DE HAAN	0	0	0	0	0	0	0	4	0	0	0	0
MATT DONOVAN	0	0	0	0	0	0	0	2	0	0	0	0
BRETT GALLANT	1	0	0	0	0	0	0	1	0	0	0	0
MICHAEL GRABNER	3	2	1	3	2	0	7	17	5	3	8	8
MIKHAIL GRABOVSKI	3	1	1	2	0	0	2	21	4	6	10	6
JAROSLAV HALAK	3	0	0	0	0	0	0	0	0	0	0	0
MIKE HALMO	0	0	0	0	0	0	0	0	0	0	0	0
TRAVIS HAMONIC	1	1	1	2	1	34	8	10	2	5	7	46
THOMAS HICKEY	0	0	0	0	0	2	6	0	0	0	0	4
CHAD JOHNSON	2	0	0	0	0	0	2	8	0	0	0	0
JUSTIN JOHNSON	1	0	0	0	0	0	0	0	0	0	0	0
NIKOLAI KULEMIN	0	0	0	0	0	1	4	3	2	3	5	20
ANDERS LEE	0	0	0	0	0	2	7	1	0	0	0	0
MATT MARTIN	0	0	0	0	0							



**NEW YORK RANGERS**  
 MADISON SQUARE GARDEN • NEW YORK, NY  
 (212) 465-6486 • Fax (212) 465-6494  
 www.newyorkrangers.com



**VIGNEAULT**



**LUNDQVIST**

**Chairman and Governor**.....James L. Dolan  
**President/Chief Executive Officer**.....Tad Smith  
**President, General Manager & Alternate Governor**.....Glen Sather  
**Asst. General Manager, Player Personnel & Asst. Coach**.....Jim Schoenfeld  
**Assistant General Manager**.....Jeff Gorton  
**Head Coach**.....Alain Vigneault  
**Associate Coach**.....Scott Arniel  
**Assistant Coaches**.....Ulf Samuelsson, Darryl Williams  
**Assistant/Goaltending Coach**.....Benoit Allaire  
**Head Athletic Trainer**.....Jim Ramsay  
**Equipment Manager**.....Acacio Marques  
**Strength & Conditioning Coach**.....Reg Grant  
**Sr. Vice President of Public Relations/Player Recruitment**.....John Rosasco  
**Director of Public Relations**.....Ryan Nissan  
**Television**.....MSG Network  
**Radio**.....ESPN Radio (98.7 FM), MSG Radio Network

**2013-14 LEADERS**  
**Goals**.....Rick Nash, 26 **PIM**.....Derek Dorsett, 128  
**Assists**.....M. Zuccarello, D. Stepan, 40 **GAA**.....Henrik Lundqvist, 2.36  
**Points**.....Mats Zuccarello, 59 **Wins**.....Henrik Lundqvist, 33  
**+/-**.....Chris Kreider, +14 **ShO**.....Henrik Lundqvist, 5

**OTHER INFORMATION**  
**Leading Scorer vs. NJ**.....Brian Leetch, 19g-45a-64pts  
**Leading Scorer vs. NYR**.....Patrik Elias, 22g-50a-72pts  
**Last Trade**.....None  
**Stanley Cups**.....4 (last time, 1993-94)  
**2014-15 Schedule vs. NYR**.....Oct. 21, Apr. 7 @ NJ; Dec. 27, Apr. 4 @ NYR



**ALL-TIME RECORD**

	GP	W	L	O/T	OTL	PTS	GF	GA
DEVILS	191	85	78	27	1	198	567	599
at New Jersey	96	54	35	7	0	115	314	284
at NY Rangers	95	31	43	20	1	83	253	315

**2013-14 SUMMARY**

	GP	W	L	OT	PTS	GF	GA	SA	PIM	PP	SHG
NEW JERSEY	5	3	2	0	9	14	14	114	40	3-12, 25.0%	0
NY RANGERS	5	2	2	1	5	14	14	134	30	2-17, 11.8%	0

DATE	GAME#	RES	SCORE	LOCATION	GOALTENDERS	W/D GOAL
10/19/13	8	W	4-0	@ DEVILS	SCHNEIDER/Lundqvist	LOKTIONOV
11/12/13	18	W	3-2	@ NY Rangers	BRODEUR/Lundqvist	ZUBRUS
12/07/13	31	Wo	4-3	@ NY Rangers	BRODEUR/Lundqvist	GELINAS
01/26/14	53	L	3-7	@ DEVILS#	*BRODEUR/Lundqvist	Zuccarello
03/22/14	71	L	0-2	@ DEVILS	BRODEUR/Lundqvist	Nash

\* - Brodeur replaced by Schneider at 40:00.  
 # - At Yankee Stadium, Bronx, NY.

**INDIVIDUAL SCORING vs. RANGERS**

PLAYER	2013-14					WITH DEVILS					CAREER						
	GP	G	A	PTS	+/-	PIM	S	GP	G	A	PTS	PIM	GP	G	A	PTS	PIM
STEVE BERNIER	5	0	0	0	0	3	0	13	0	0	0	2	19	0	1	1	2
REID BOUCHER	1	0	0	0	0	1	0	1	0	0	0	0	1	0	0	0	0
DAMIEN BRUNNER	2	0	0	0	0	1	0	3	0	0	0	4	3	0	0	0	4
MIKE CAMMALLERI	2	1	1	2	1	2	4	2	0	0	0	0	13	7	9	16	4
RYAN CARTER	4	2	0	2	1	1	1	13	3	0	3	20	20	3	1	4	30
RYAN CLOWE	2	2	2	4	1	3	0	2	2	0	0	0	8	2	1	3	5
PATRIK ELIAS	3	2	1	3	0	2	4	81	22	50	72	29	81	22	50	72	29
ERIC GELINAS	3	3	1	0	1	4	0	3	1	0	1	2	3	1	0	1	2
STEPHEN GIONTA	3	0	0	0	0	1	0	8	0	2	2	0	8	0	2	2	0
ANDY GREENE	3	0	1	1	3	4	5	33	0	8	8	12	33	0	8	8	12
PETER HARROLD	3	0	1	1	3	0	1	6	0	3	3	2	9	0	4	4	4
MARTIN HAVLAT	1	0	0	0	0	0	0	1	0	0	0	0	22	8	8	16	10
ADAM HENRIQUE	5	1	0	1	2	0	0	14	2	0	2	2	14	2	0	2	2
JAROMIR JAGR	0	0	0	0	0	0	0	5	0	0	0	7	66	27	58	85	44
GAM JANSSEN	4	2	0	2	4	1	2	17	0	1	1	1	17	0	1	1	1
JACOB JOSEFSON	5	0	0	0	0	1	2	13	0	1	1	3	13	0	1	1	6
ADAM LARSSON	1	0	1	1	2	2	0	10	0	2	2	2	10	0	2	2	2
JON MERRILL	2	0	0	0	0	0	0	2	0	0	0	0	2	0	0	0	0
TUOMO RUUTU	2	0	0	0	0	3	0	1	0	0	0	0	21	5	6	11	12
MICHAEL RYDER	5	2	0	2	3	0	3	5	2	0	2	0	34	10	6	16	12
BRYCE SALVADOR	3	0	1	1	2	4	5	22	1	3	4	26	28	1	3	4	31
CORY SCHNEIDER	2	0	0	0	0	0	0	2	0	0	0	0	3	0	0	0	0
TIM SESTITO	1	0	0	0	0	1	0	7	0	2	1	2	5	0	1	2	2
MATTIAS TEDENB	2	0	0	0	0	1	0	1	0	0	0	0	2	0	0	0	0
ALEXANDER URBOM	1	0	0	0	0	0	0	1	0	0	0	0	2	0	0	0	0
TRAVIS ZAJAC	5	2	1	3	2	2	13	44	12	11	23	19	44	12	11	23	19
MAREK ZIDLICKY	4	0	3	3	2	6	4	11	0	4	4	10	19	1	7	8	18
DAINIUS ZUBRUS	5	2	1	3	1	0	6	38	7	14	21	54	73	14	23	37	76

Also with career statistics vs. Rangers: SCOTT CLEMMENSEN (6-0-0-0-0 with Devils/13-0-0-0-0 career); ROD PELLEY (16-0-0-0-2/16-0-0-0-2); SCOTT TIMMINS (- - - - /1-0-0-0-2).

**GOALTENDING HISTORY vs. RANGERS**

GOALTENDER	2013-14					WITH DEVILS					CAREER										
	MIN	GA	SO	GAA	W L O/T	MIN	GA	SO	GAA	W L O/T	MIN	GA	SO	GAA	W L O/T						
SCOTT CLEMMENSEN	0	0	0	0	0	0	0	0	0	0	325	13	1	2.40	3	1	0				
CORY SCHNEIDER	80	1	0	0.75	1	0	0	80	1	1	0.75	1	0	0	139	2	1	0.86	1	1	0

YEAR	HOME		ROAD		TOTAL		GF-GA	SF-SA	PIM	PP/PK
	W-L-O/T	PTS	W-L-O/T	PTS	W-L-O/T	PTS				
1982-83	2-1-0	3-3-1	1-2-1	3-3-1	21-24	196-211	103-125	6-28/5-24	5	
1983-84	0-3-1	1-2-0	1-2-0	1-5-1	20-29	195-226	110-133	4-36/5-23	5	
1984-85	0-3-0	1-2-0	2-2-0	1-5-1	28-38	240-202	101-39	7-39/4-25	5	
1985-86	1-3-0	1-2-0	1-2-0	2-5-0	19-36	213-215	172-162	6-40/13-40	5	
1986-87	2-1-0	2-2-0	2-2-0	4-3-0	36-33	213-226	172-190	12-43/11-39	5	
1987-88	2-2-0	1-2-0	1-2-0	3-4-0	27-30	219-197	292-251	11-47/7-49	5	
1988-89	2-1-0	2-2-0	2-2-0	4-3-0	32-31	202-247	214-180	5-37/10-51	5	
1989-90	3-1-0	0-2-1	0-2-1	3-3-1	25-25	218-200	244-173	9-27/10-40	5	
1990-91	2-1-0	0-2-2	0-2-2	3-3-2	20-23	219-214	201-185	9-31/12-39	5	
1991-92	2-1-0	1-3-0	1-3-0	3-4-0	21-30	207-216	117-104	1-29/12-36	5	
1992-93	3-1-0	1-1-1	1-1-1	4-2-1	42-41	236-208	148-127	7-41/7-41	5	
1993-94	0-3-0	0-3-0*	0-3-0*	0-6-0	3-24	166-188	109-117	1-28/8-29	5	
1994-95	2-0-1	1-1-0	1-1-0	3-1-0	15-9	110-126	113-98	5-18/3-16	5	
1995-96	2-0-0	0-1-2	0-1-2	2-1-2	11-8	174-133	65-83	1-24/4-14	5	
1996-97	1-1-1	0-1-1	0-1-1	1-2-2	8-12	190-131	143-123	2-18/3-12	5	
1997-98	3-0-0	1-0-2	1-0-2	4-0-2	22-14	190-120	130-184	6-30/7-19	5	
1998-99	3-0-0	2-0-2	2-0-2	5-0-0	20-8	144-128	115-100	4-18/4-25	5	
1999-00	2-0-0	1-0-2	1-0-2	3-0-2	15-9	182-136	110-58	3-17/2-23	5	
2000-01	2-1-0	0-0-2	0-0-2	2-1-2	18-12	160-110	156-179	7-27/1-22	5	
2001-02	2-1-0	1-1-1	1-1-1	3-1-1	4-2-1	167-132	148-127	7-41/7-41	5	
2002-03	1-0-2	0-0-1	0-0-1	1-0-3	14-11	192-117	52-58	2-20/3-17	5	
2003-04	2-1-0	2-0-1	2-0-1	4-1-1	24-10	206-138	65-65	4-20/1-15	5	
2005-06	3-1-0	1-2-1	1-2-1	4-3-1	17-20	215-237	112-132	6-46/6-44	5	
2006-07	3-0-1	2-2-0	2-2-0	5-2-1	21-16	214-236	67-101	5-36/4-20	5	
2007-08	1-2-1	0-2-2	0-2-2	1-4-3	10-19	205-207	80-74	1-27/6-30	5	
2008-09	2-1-0	1-1-1	1-1-1	3-3-0	18-19	197-199	143-111	3-22/5-33	5	
2009-10	1-1-1	2-1-0	2-1-0	3-2-1	17-15	204-183	87-85	2-19/5-20	5	
2010-11	1-2-0	1-2-0	1-2-0	3-4-0	8-16	177-152	63-42	0-14/3-23	5	
2011-12	2-1-0	1-2-0	1-2-0	3-3-0	12-14	146-146	121-109	2-14/1-14	5	
2012-13	1-1-0	0-2-0	0-2-0	1-3-0	6-12	100-90	40-40	2-14/1-19	5	
2013-14	1-2-0#	2-0-0	2-0-0	3-2-0	14-12	114-134	40-30	3-12/2-17	5	
<b>TOTALS</b>	<b>54-35-7</b>	<b>31-44-20</b>	<b>85-79-27</b>	<b>567-599</b>	<b>5811-5404</b>	<b>3750-3627</b>	<b>142-844/172-1006</b>			

\* Includes neutral site loss @ Halifax, N.S.  
 # Includes home game loss @ Yankee Stadium, Bronx, NY.

**INDIVIDUAL SCORING vs. DEVILS**

PLAYER	2013-14					CAREER						
	GP	G	A	PTS	+/-	PIM	S	GP	G	A	PTS	PIM
DAN BOYLE	2	0	0	0	1	0	2	32	1	9	10	27
DERICK BRASSARD	5	0	2	2	1	2	7	9	0	3	3	8
DANIEL CARCILLO	3	0	0	0	1	7	0	13	0	0	0	43
RAPHAEL DIAZ	4	0	1	1	1	0	5	9	0	2	2	10
JESPER FAST	1	0	0	0	1	0	0	1	0	0	0	0
DAN GIRARDI	5	1	1	2	4	0	10	43	2	15	17	11
TANNER GLASS	3	0	1	1	0	7	1	15	0	1	1	21
CARL HAGELIN	4	1	0	1	1	2	4	14	4	7	11	10
KEVIN KLEIN	3	0	0	0	0	0	1	8	0	1	1	0
MICHAEL KOSTKA	2	1	1	2	2	2	4	3	1	1	2	2
CHRIS KREIDER	4	1	3	4	2	0	5	7	2	3	5	0
HENRIK LUNDQVIST	5	0	1	1	-	0	5	50	0	1	1	0
RYAN McDONAGH	5	0	3	3	4	0	9	18	1	4	5	12
J.T. MILLER	3	0	0	0	1	0	5	5	0	0	0	2
DOMINIC MOORE	4	1	1	2	2	2	3	32	4	4	8	18
JOHN MOORE	4	0	1	1	2	0	2	7	0	2	2	0
RICK NASH	3	2	0	2	1	0	9	13	6	1	7	10
MARC STAAL												



ALL-TIME RECORD										
	GP	W	L	OT	OTL	PTS	GF	GA		
DEVILS	81	47	24	9	1	104	211	189		
at New Jersey	40	25	12	3	0	53	114	92		
at Ottawa	41	22	12	6	1	51	97	97		

**2013-14 SUMMARY**

NEW JERSEY	GP	W	L	OT	PTS	GF	GA	SF	SA	PIM	PP	SHG
OTTAWA	3	2	1	1	3	8	9	114	80	34	2-13, 15.4%	1
	3	1	1	0	4	9	8	80	114	38	2-10, 20.0%	0

DATE	GAME#	RES	SCORE	LOCATION	GOALTENDERS	W/D GOAL
10/17/13	7	L	2-5	@ Ottawa	BRODEUR/Anderson	Smith
12/18/13	35	W	5-2	@ DEVILS	BRODEUR/Lehner	JAGR
04/10/14	80	Ls	1-2	@ Ottawa	SCHNEIDER/Lehner	Karlsson

**INDIVIDUAL SCORING vs. SENATORS**

PLAYER	2013-14							WITH DEVILS					CAREER				
	GP	G	A	PTS	+/-	PIM	S	GP	G	A	PTS	PIM	GP	G	A	PTS	PIM
STEVE BERNIER	3	1	0	1	0	0	6	8	1	3	4	2	17	1	3	4	2
REID BOUCHER	1	1	0	1	0	0	4	1	1	0	1	0	1	1	0	1	0
DAMIEN BRUNNER	3	1	1	2	1	0	5	3	1	1	2	0	3	1	1	2	0
MIKE CAMMALLERI	2	1	1	2	2	0	6	-	-	-	-	-	19	7	9	16	2
RYAN CARTER	2	0	0	0	0	0	3	9	0	0	0	9	11	0	0	0	16
SCOTT CLEMMENSEN	1	0	0	0	0	0	0	4	0	0	0	0	10	0	1	1	2
PATRIK ELIAS	3	0	3	3	2	2	10	56	11	25	36	22	56	11	25	36	22
ERIC GELINAS	1	1	1	2	3	0	2	1	1	1	2	0	1	1	1	2	0
STEPHEN GIONTA	3	1	1	2	1	0	9	7	3	1	4	0	7	3	1	4	0
ANDY GREENE	3	0	1	1	2	-	10	23	1	7	8	8	23	1	7	8	8
PETER HARROLD	1	0	0	0	1	-	2	4	0	1	1	4	8	0	1	1	4
ADAM HENRIQUE	2	0	1	1	0	0	2	9	0	4	4	2	9	0	4	4	2
JAROMIR JAGR	3	1	0	1	1	-	2	3	1	0	1	2	65	37	41	78	50
CAM JANSSEN	1	0	0	0	0	10	2	8	0	0	0	41	10	0	0	0	46
ADAM LARSSON	2	0	0	0	0	0	4	9	0	1	1	0	9	0	1	1	0
JON MERRILL	2	0	0	0	2	0	7	2	0	0	0	0	2	0	0	0	0
TUOMO RUUTU	3	2	0	2	2	0	9	1	0	0	0	0	21	7	6	13	12
MICHAEL RYDER	3	1	1	2	2	-	7	3	1	1	2	2	51	9	16	25	24
BRYCE SALVADOR	1	0	0	0	1	-	0	14	1	1	2	6	19	1	2	3	10
CORY SCHNEIDER	1	0	0	0	0	0	2	1	0	0	0	0	2	0	0	0	0
TIM SESTITO	1	0	1	1	1	0	0	6	0	1	1	0	6	0	1	1	0
MIKE SISLO	1	0	0	0	0	0	0	1	0	0	0	0	1	0	0	0	0
MATTIAS TEDENBY	1	0	0	0	3	-	2	6	1	1	2	4	6	1	1	2	4
ALEXANDER URBOM	1	0	0	0	0	0	0	0	0	0	0	0	1	0	0	0	0
TRAVIS ZAJAC	3	1	1	2	2	-	4	27	2	12	14	12	27	2	12	14	12
MAREK ZIDLICKY	3	0	1	1	1	-	4	7	8	1	2	3	4	15	1	3	4
DAINIUS ZUBRUS	3	0	0	0	1	-	0	3	22	6	3	9	12	5	8	18	26

Also with career statistics vs. Senators: RYANE CLOWE (- - - - with Devils/3-1-2-3-0 career); MARTIN HAVLAT (- - - - /5-1-2-3-2); JACOB JOSEFSON (3-0-1-1-0/3-0-1-1-0); ROD PELLEY (7-0-1-1-0/8-0-1-1-0); SCOTT TIMMINS (- - - - /3-0-0-0-0).

**GOALTENDING HISTORY vs. SENATORS**

GOALTENDER	2013-14					WITH DEVILS					CAREER				
	MIN	GA	SO	GAA	W L OT	MIN	GA	SO	GAA	W L OT	MIN	GA	SO	GAA	W L OT
SCOTT CLEMMENSEN	60	2	0	2.00	1 0 0	208	7	0	2.02	3 0 0	544	27	0	2.98	5 3 1
CORY SCHNEIDER	65	1	0	0.92	0 0 1	65	1	0	0.92	0 0 1	127	2	0	0.94	1 0 1

YEAR	HOME	ROAD	TOTAL	GF-GA	SF-SA	PIM	PP/PK
	W-L-O/T	W-L-O/T	W-L-O/T				
1992-93	2-0-0	0-1-1	2-1-1	15-12	158-106	57-59	4-17/3-16
1993-94	2-0-0	2-0-0	4-0-0	21-6	128-97	65-55	3-14/2-18
1994-95	1-0-0	2-0-0	3-0-0	10-4	96-64	30-46	
1995-96	1-1-0	2-0-0	3-1-0	13-9	129-103	70-71	2-13/0-12
1996-97	0-0-2	2-0-0	2-0-2	6-4	110-95	36-30	
1997-98	1-1-0	1-1-0	2-2-0	7-7	113-82	60-56	1-11/1-12
1998-99	1-1-0	0-2-0	1-3-0	8-14	118-109	56-24	0-12/2-21
1999-00	2-0-0	1-0-1	3-0-1	16-10	127-121	88-66	1-11/0-18
2000-01	1-1-0	0-1-1	1-2-1	10-12	119-105	42-40	3-15/1-16
2001-02	1-1-0	2-0-0	3-1-0	7-4	82-113	45-35	1-8/0-13
2002-03	0-2-0	1-1-0	1-3-0	8-13	97-109	38-46	2-17/1-13
2003-04	1-1-0	2-0-0	3-1-0	5-6	92-92	28-26	0-11/2-12
2005-06	1-1-0	1-1-0	2-2-0	12-14	116-141	71-69	5-24/5-22
2006-07	2-0-0	1-1-0	3-1-0	9-13	115-113	50-36	1-10/1-11
2007-08	1-1-0	1-1-0	2-2-0	9-12	121-128	44-48	2-16/2-14
2008-09	2-0-0	2-0-0	4-0-0	16-7	120-97	54-70	5-19/3-16
2009-10	2-0-0	1-1-0	3-1-0	10-8	92-93	33-59	4-13/0-10
2010-11	1-1-0	0-2-0	1-3-0	6-9	130-91	26-22	3-10/2-12
2011-12	2-0-0	1-0-1	3-0-1	12-9	129-128	47-55	3-14/2-15
2012-13	0-1-1	0-0-1	0-1-2	3-7	98-55	38-54	0-8/0-5
2013-14	1-0-0	0-1-1	1-1-1	8-9	114-80	34-38	2-13/2-10
<b>TOTALS</b>	<b>25-12-3</b>	<b>22-13-6</b>	<b>47-25-9</b>	<b>211-189</b>	<b>2404-2122</b>	<b>1012-1005</b>	<b>44-272/29-283</b>

**OTTAWA SENATORS**

CANADIAN TIRE CENTRE • OTTAWA, ONT.  
(613) 599-0250 • Fax (613) 599-5562  
www.ottawasenators.com



**Owner, Governor & Chairman**.....Eugene Melnyk  
**President & Alternate Governor**.....Cyril Leeder  
**President of Hockey Ops., General Manager & Alt. Gov.**.....Bryan Murray  
**Assistant General Manager, Dir. of Player Personnel**.....Pierre Dorion  
**Assistant General Manager, Dir. of Player Dev. & Hockey Ops.**.....Randy Lee  
**Head Coach**.....Paul MacLean  
**Assistant Coaches**.....Dave Cameron, Mark Reeds, Jason Smith  
**Goaltending Coach**.....Rick Wamsley  
**Conditioning Coach**.....Chris Schwarz  
**Head Athletic Therapist**.....Gerry Townend  
**Head Equipment Manager**.....Scott Allegrino  
**Senior Director, Communications**.....Brian Morris  
**Manager, Communications**.....Chris Moore  
**Television**.....TVA, RDS  
**Radio**.....The Team (1200 AM), CJFO (94.5 FM)




**MacLEAN**

**2013-14 LEADERS**

**Goals**.....Kyle Turris, 26 **PIM**.....Chris Neil, 211  
**Assists**.....Erik Karlsson, 54 **GAA**.....Craig Anderson, 3.00  
**Points**.....Erik Karlsson, 74 **Wins**.....Craig Anderson, 25  
**+/-**.....Kyle Turris, +22 **ShO**.....Craig Anderson, 4

**OTHER INFORMATION**

**Leading Scorer vs. NJ**.....Daniel Alfredsson, 16g-28a-44pts  
**Leading Scorer vs. Ott.**.....Patrik Elias, 11g-25a-36pts  
**Last Trade**.....Devils obtained #2 2001 Draft Pick (Victor Uchevatov) for #3 2001 Compensatory Draft Pick (Neil Komadoski), #3 2001 Draft Pick (later traded to Tampa Bay-Evgeny Artyukhin) (06/23/01)  
**Stanley Cups**.....None  
**2014-15 Schedule vs. Ott.**.....Dec. 17, Feb. 3 @ NJ; Oct. 25 @ Ott.



**KARLSSON**

**INDIVIDUAL SCORING vs. DEVILS**

PLAYER	2013-14							CAREER						
	GP	G	A	PTS	+/-	PIM	S	GP	G	A	PTS	PIM		
CRAIG ANDERSON	1	0	0	0	-	0	0	10	0	0	0	0		
CODY CECI	2	0	1	1	0	0	2	2	0	1	1	0		
ALEX CHIASSON	2	0	1	1	0	0	2	2	0	1	1	0		
ERIK CONDRA	3	0	1	1	0	0	0	12	3	4	7	2		
JOE CORVO	1	0	0	0	2	-	2	28	1	12	13	6		
JARED COWEN	2	0	0	0	1	-	4	3	6	0	1	4		
COLIN GREENING	3	1	0	1	1	-	0	6	13	2	4	6		
ERIC GRUBA	2	0	0	0	1	2	1	5	0	0	0	6		
MIKE HOFFMAN	1	1	0	1	1	0	2	1	1	0	1	0		
ERIK KARLSSON	3	1	4	5	1	2	4	13	2	10	12	10		
MATT KASSIAN	1	0	0	0	0	0	0	1	2	0	0	0		
DAVID LEGWAND	3	2	2	4	1	2	6	16	5	6	11	10		
ROBIN LEHNER	2	0	0	0	-	0	0	3	0	0	0	0		
CLARKE MacARTHUR	3	0	1	1	1	16	9	23	4	6	10	26		
MARC METHOT	2	0	0	0	2	2	2	9	0	2	2	8		
MILAN MICHALEK	3	2	0	2	2	-	0	6	16	8	1	9		
CHRIS NEIL	3	0	0	0	1	-	0	42	5	3	8	103		
JEAN-GABRIEL PAGEAU	2	0	0	0	1	0	3	3	1	0	1	0		
CHRIS PHILLIPS	3	0	0	0	1	2	6	55	1	6	7	24		
BOBBY RYAN	2	1	1	2	2	4	3	6	2	2	4	4		
ZACK SMITH	3	1	0	1	2	-	2	4	13	1	1	2		
MARK STONE	1	0	0	0	0	0	3	1	0	0	0	0		
KYLE TURRIS	3	0	1	1	2	0	7	10	0	4	4	0		
PATRICK WIERCIOCH	3	0	1	1	2	-	0	5	6	0	1	1		
MIKA ZIBANEJAD	2	0	2	2	1	0	1	4	0	3	3	0		

Also with career statistics vs. Devils: DAVE DZIURZYNSKI (2-0-0-0-0); DEREK GRANT (1-0-0-0-0); AARON JOHNSON (6-0-0-0-2); JIM O'BRIEN (3-1-0-1-0).

**GOALTENDING HISTORY vs. DEVILS**

GOALTENDER	2013-14					CAREER				
	MIN	GA	SO	GAA	W L OT	MIN	GA	SO	GAA	W L OT
CRAIG ANDERSON	60	2	0	2.00	1 0 0	587	20	1	2.04	7 2 1
ROBIN LEHNER	125	6	0	2.88	1 1 0	184	8	0	2.61	1 2 0





ALL-TIME RECORD										
DEVILS	GP	W	L	O/T	OTL	PTS	GF	GA	PTS	GA
at New Jersey	190	96	74	20	0	212	572	573		
at Philadelphia	95	59	28	8	0	126	316	263		
	95	37	46	12	0	86	256	310		

**2013-14 SUMMARY**

	GP	W	L	OT	PTS	GF	GA	SF	SA	PIM	PP	SHG
NEW JERSEY	4	2	1	1	5	7	5	98	102	38	0-14, 0.0%	1
PHILADELPHIA	4	2	2	0	4	5	7	102	98	28	1-19, 5.3%	0

DATE	GAME#	RES	SCORE	LOCATION	GOALTENDERS	W/D GOAL
11/02/13	13	L	0-1	@ DEVILS	BRODEUR/Emery	SCHENN, B.
11/07/13	15	W	3-0	@ Philadelphia	BRODEUR/Emery	HENRIQUE
01/07/14	44	Lo	2-3	@ DEVILS	BRODEUR/Emery	SCHENN, B.
03/11/14	66	W	2-1	@ Philadelphia	BRODEUR/Mason	JAGR

**INDIVIDUAL SCORING vs. FLYERS**

PLAYER	2013-14					WITH DEVILS					CAREER				
	GP	G	A	PTS	PIM	GP	G	A	PTS	PIM	GP	G	A	PTS	PIM
STEVE BERNIER	4	0	0	0	3	11	1	2	3	9	18	1	0	0	2
REID BOUCHER	1	0	0	0	2	1	0	0	0	2	1	0	0	0	9
DAMIEN BRUNNER	3	0	0	0	0	3	0	0	0	0	3	0	0	0	0
MIKE CAMMALLERI	2	0	0	0	3	0	0	0	0	0	14	4	4	8	4
RYAN CARTER	4	0	1	1	0	13	1	1	2	6	18	1	1	2	10
RYANE CLOWE	2	0	1	1	0	2	0	1	1	0	10	5	6	11	4
PATRIK ELIAS	1	0	0	0	0	82	35	45	80	58	82	35	45	80	58
ERIC GELINAS	2	0	1	1	2	2	0	1	1	2	2	0	1	1	2
STEPHEN GIONTA	4	0	0	0	1	11	0	3	3	4	11	0	3	3	4
ANDY GREENE	4	0	1	1	0	38	1	9	10	26	38	1	9	10	26
PETER HARROLD	1	0	0	0	0	5	0	0	0	0	8	0	0	0	0
MARTIN HAVLAT	2	0	0	0	1	0	0	0	0	0	21	4	6	10	10
ADAM HENRIQUE	4	2	0	2	3	13	6	3	9	4	13	6	3	9	4
JAROMIR JAGR	4	2	2	4	4	4	2	2	4	4	90	42	69	11	75
CAM JANSSEN	1	1	0	1	1	11	1	1	1	1	14	0	0	1	19
JACOB JOSEFSON	1	0	0	0	0	11	0	2	2	0	10	0	2	2	0
ADAM LARSSON	2	0	1	1	1	11	0	2	2	10	11	0	2	2	10
JON MERRILL	2	0	0	0	1	2	0	0	0	0	2	0	0	0	0
TUOMO RUUTU	3	0	2	2	2	1	0	2	2	4	20	3	7	10	20
MICHAEL RYDER	4	1	1	2	1	4	1	1	2	0	31	11	9	20	8
BRYCE SALVADOR	2	0	0	0	2	23	0	2	2	29	30	1	2	3	33
MIKE SISLO	1	0	0	0	0	1	0	0	0	0	1	0	0	0	0
MATTIAS TEDENBY	2	0	0	0	1	9	0	0	0	2	9	0	0	0	2
ALEXANDER URBOM	1	0	0	0	1	15	1	1	1	0	1	0	0	0	15
TRAVIS ZAJAC	3	1	0	1	2	42	10	18	28	6	42	10	18	28	6
MAREK ZIDLICKY	4	0	2	2	2	11	0	7	7	14	18	1	8	9	18
DAINIUS ZUBRUS	4	0	0	0	1	37	7	10	17	16	62	12	22	34	44

Also with career statistics vs. Flyers: SCOTT CLEMMENSEN (2-0-0-0-0 with Devils/8-0-0-0-0 career); STEFAN MATTEAU (1-0-0-0-2/1-0-0-0-2); ROD PELLEY (16-1-1-2-6/16-1-1-2-6); COREY SCHNEIDER (- - - - /-1-0-0-0-0); TIM SESTITO (4-0-0-0-2/4-0-0-0-2); SCOTT TIMMINS (- - - - /-1-0-0-0-0).

**GOALTENDING HISTORY vs. FLYERS**

GOALTENDER	2013-14					WITH DEVILS					CAREER								
	MIN	GA	SO	GAA	W L O/T	MIN	GA	SO	GAA	W L O/T	MIN	GA	SO	GAA	W L O/T				
SCOTT CLEMMENSEN	0	0	0	-	0 0 0	127	0	0	1.89	2	0	0	47	20	0	2.55	5	1	1
CORY SCHNEIDER	0	0	0	-	0 0 0	0	0	0	-	0 0 0	391	1	0	1.54	0	1	0	1	0

YEAR	HOME			ROAD			TOTAL			GF-GA	SF-SA	PIM	PP/PK
	W-L-O/T	W-L-O/T	W-L-O/T	W-L-O/T	W-L-O/T	W-L-O/T							
1982-83	2-2-0	0-3-0	2-5-0	13-25	173-238	126-139	4-24/4-21						
1983-84	0-3-0	0-4-0	0-7-0	11-33	169-267	82-91	3-29/6-25						
1984-85	1-3-0	1-2-0	2-5-0	18-29	194-214	144-126	7-30/6-33						
1985-86	2-1-0	1-3-0	3-4-0	30-33	195-255	164-193	10-37/10-36						
1986-87	2-1-0	0-3-0	2-4-1	20-34	229-263	196-273	5-41/7-25						
1987-88	3-0-0	2-0-2	5-0-2	29-19	199-187	246-300	12-52/9-49						
1988-89	2-2-0	0-3-0	2-5-0	17-33	228-194	219-220	8-56/15-39						
1989-90	1-2-0	3-0-1	4-2-1	31-24	231-238	128-114	9-31/7-33						
1990-91	3-0-1	1-1-1	4-1-2	23-21	212-202	8-39/8-37	6-31/9-33						
1991-92	3-0-0	0-2-2	3-2-2	25-22	206-215	174-189	2-22/2-22						
1992-93	3-0-0	2-2-0	5-2-0	29-23	223-207	151-167	12-37/5-39						
1993-94	3-0-0	1-1-0	4-1-0	23-14	162-164	96-111	7-20/6-27						
1994-95	0-2-0	1-1-0	1-3-0	11-14	84-92	52-49	3-13/1-11						
1995-96	2-1-0	2-1-0	4-2-0	17-19	183-165	115-128	8-32/2-22						
1996-97	1-1-0	1-2-0	2-3-0	15-15	125-144	56-69	5-17/4-16						
1997-98	3-0-0	1-0-1	4-0-1	18-8	148-103	96-94	7-29/2-23						
1998-99	1-0-1	2-1-0	3-1-1	17-19	119-146	55-43	5-17/5-23						
1999-00	3-0-0	1-1-0	4-1-0	16-11	157-120	114-94	4-17/2-21						
2000-01	0-0-2	2-1-0	2-1-2	15-11	146-125	147-111	1-17/3-19						
2001-02	1-2-0	0-1-1	1-3-1	7-10	156-116	16-16	0-8/1-8						
2002-03	1-1-0	2-0-1	3-1-1	11-7	148-118	64-38	0-11/0-14						
2003-04	1-1-0	2-0-1	2-3-1	11-14	166-156	62-64	4-24/2-19						
2005-06	4-0-0	1-3-0	5-3-0	22-13	216-230	73-91	5-38/3-29						
2006-07	4-0-0	7-0-1	11-1	29-21	289-234	100-116	9-40/6-36						
2007-08	4-0-0	2-2-0	6-2-0	29-19	286-223	148-148	8-45/6-45						
2008-09	2-1-0	1-1-1	3-2-1	16-17	190-173	118-135	4-28/8-19						
2009-10	1-1-0	0-3-0	1-4-1	13-20	175-162	59-103	5-32/4-17						
2010-11	2-1-0	1-2-0	3-3-0	15-15	152-187	42-56	3-16/2-18						
2011-12	1-2-0	2-1-0	3-3-0	15-18	169-161	147-113	5-31/3-33						
2012-13	3-0-0	1-0-1	4-0-1	17-7	136-122	65-77	2-22/2-17						
2013-14	0-1-1	2-0-0	2-1-1	7-5	98-102	38-28	0-14/1-19						
<b>TOTALS</b>	<b>59-28-8</b>	<b>37-46-12</b>	<b>96-74-20</b>	<b>572-573</b>	<b>5506-5523</b>	<b>3516-3719</b>	<b>169-877/149-806</b>						

**PHILADELPHIA FLYERS**

WELLS FARGO CENTER • PHILADELPHIA, PA  
(215) 465-4500 • Fax (215) 389-9403  
www.philadelphiaflyers.com



- Chairman, Founder & Governor.....Ed Snider
- Alternate Governor.....Phil Weinberg
- Chief Operating Officer, Alternate Governor.....Shawn Tilger
- President.....Paul Holmgren
- Senior Vice President.....Bob Clarke
- General Manager.....Ron Hextall
- Assistant General Manager.....Barry Hanrahan
- Head Coach.....Craig Berube
- Assistant Coaches.....Joe Mullen, Gord Murphy, Ian Laperriere
- Goaltending Coach.....Jeff Reese
- Director of Medical Services.....Jim McCrossin
- Strength & Conditioning Coach.....Ryan Podell
- Head Equipment Manager.....Derek Settlemyre
- Senior Director of Communications.....Zack Hill
- Director of Public Relations.....Joe Saville
- Television.....Comcast SportsNet, The Comcast Network
- Radio.....The Fanatic (97.5 FM)




**BERUBE**

**2013-14 LEADERS**

- Goals.....Wayne Simmonds, 29
- Assists.....Claude Giroux, 58
- Points.....Claude Giroux, 86
- +/-.....S. Hartnell, J. Voracek, +11
- PIM.....Zac Rinaldo, 153
- GAA.....Steve Mason, 2.50
- Wins.....Steve Mason, 33
- ShO.....Steve Mason, 4

**OTHER INFORMATION**

- Leading Scorer vs. NJ.....Brian Propp, 28g-34a-62pts
- Leading Scorer vs. Phi.....Patrik Elias, 35g-45a-80pts
- Last Trade.....Devils obtained #3 1986 Draft Pick (Marc Laniel) for Glenn Resch (03/11/86)
- Stanley Cups.....2 (1973-74, 1974-75)
- 2014-15 Schedule vs. Phi.....Jan. 3, Mar. 8 @ NJ; Oct. 9, Dec. 11 @ Phi.



**GIROUX**

**INDIVIDUAL SCORING vs. DEVILS**

PLAYER	2013-14						CAREER					
	GP	G	A	PTS	+/-	PIM	S	GP	G	A	PTS	PIM
BRAYDON COBURN	4	0	0	0	1	0	8	47	0	6	6	44
SEAN COUTURIER	4	0	0	0	1	0	2	15	0	2	3	10
MICHAEL DEL ZOTTO	2	0	0	0	1	0	5	22	3	6	9	0
RAY EMERY	2	0	0	0	0	0	0	13	0	0	0	2
HAL GILL	2	0	0	0	1	2	0	54	2	11	13	46
CLAUDE GIROUX	4	1	1	2	1	4	9	28	7	17	24	24
NICKLAS GROSSMANN	4	1	2	3	2	2	3	18	1	2	3	14
ADAM HALL	4	0	0	0	1	0	3	31	2	3	5	6
VINCENT LECavalIER	3	0	0	0	5	0	1	55	16	28	44	25
ANDREW MACDONALD	4	0	0	0	5	0	2	23	1	3	4	6
STEVE MASON	1	0	0	0	0	0	0	4	0	0	0	0
DARROLL POWE	1	0	0	0	2	0	0	23	2	1	3	12
MATT READ	3	0	0	0	1	6	3	13	3	1	4	6
MICHAEL RAFFL	4	0	0	0	0	0	4	13	0	0	0	0
ZAC RINALDO	3	0	0	0	1	0	2	12	1	1	2	16
JAY ROSEHILL	1	0	0	0	0	0	0	7	0	0	0	18
BRAYDEN SCHENN	4	2	1	3	0	8	14	2	2	4	18	
LUKE SCHENN	2	0	0	0	0	2	2	21	0	4	4	13
NICK SCHULTZ	2	0	0	0	2	0	1	12	0	3	3	6
WAYNE SIMMONDS	4	0	2	2	1	2	12	19	5	5	10	34
MARK STREIT	4	0	0	0	2	0	6	37				



ALL-TIME RECORD										
GP	W	L	O/T	OTL	PTS	GF	GA	SA	SO	SHG
DEVILS	185	99	70	15	1	214	614	568		
at New Jersey	94	52	31	11	0	115	327	278		
at Pittsburgh	91	47	39	4	1	99	287	290		

**2013-14 SUMMARY**

GP	W	L	O/T	PTS	GF	GA	SF	SA	PIM	PP	SHG
NEW JERSEY	4	2	2	0	4	8	8	92	19	0-11, 0.0%	0
PITTSBURGH	4	2	2	0	4	8	8	92	27	0-7, 0.0%	0

DATE	GAME#	RES	SCORE	LOCATION	GOALTENDERS	W/D GOAL
10/03/13	1	L	0-3	@ Pittsburgh	SCHNEIDER/Flueury	
11/16/13	20	W	4-1	@ DEVILS	BRODEUR/Flueury	Kobasew LARSSON
12/13/13	33	L	2-3	@ Pittsburgh	SCHNEIDER/Flueury	Megna
12/31/13	41	W	2-1	@ DEVILS	BRODEUR/Flueury	RYDER

**INDIVIDUAL SCORING vs. PENGUINS**

PLAYER	2013-14					WITH DEVILS					CAREER								
	GP	G	A	PTS	+/-	PIM	S	GP	G	A	PTS	+/-	PIM	GP	G	A	PTS	+/-	PIM
STEVE BERNIER	4	0	1	1	2	0	8	10	0	2	2	10	17	0	3	3	14		
REID BOUCHER	2	0	0	0	1	0	3	2	0	0	0	2	2	0	0	0	0		
DAMIEN BRUNNER	3	0	0	0	2	0	16	3	0	0	0	0	3	0	0	0	0		
MIKE CAMMALLERI	2	1	0	1	1	2	9	3	0	0	0	0	14	5	4	9	4		
RYAN CARTER	2	0	0	0	2	0	2	10	0	1	1	25	18	1	2	3	33		
SCOTT CLEMMENSEN	2	0	1	1	1	0	0	9	0	0	0	2	17	0	1	1	2		
RYANE CLOWE	2	0	1	1	1	5	4	2	0	1	1	5	10	3	4	7	25		
PATRIK ELIAS	4	1	0	1	2	0	6	84	24	46	70	38	84	24	46	70	38		
ERIC GELINAS	3	0	0	0	1	0	8	4	0	0	0	0	4	0	0	0	0		
STEPHEN GIONTA	3	0	0	0	2	0	4	7	0	0	0	4	7	0	0	0	4		
ANDY GREENE	4	1	0	1	0	0	4	35	6	12	18	8	35	6	12	18	8		
PETER HARROLD	2	0	0	0	1	0	2	4	0	0	0	0	6	0	0	0	0		
MARTIN HAVLAT	1	0	0	0	0	0	4	1	0	0	0	0	18	9	7	16	21		
ADAM HENRIQUE	4	1	1	2	0	4	16	14	3	3	6	6	14	3	3	6	6		
JAROMIR JAGR	4	4	1	3	3	0	11	4	1	3	0	0	47	23	21	44	30		
CAM JANSSEN	3	0	0	0	0	0	0	15	0	0	0	10	11	0	0	0	10		
JACOB JOSEFSON	1	0	0	0	0	0	0	11	0	0	0	2	11	0	0	0	2		
ADAM LARSSON	2	1	0	1	1	2	3	11	1	1	2	4	11	1	1	2	4		
JON MERRILL	2	0	0	0	1	0	1	2	0	0	0	0	2	0	0	0	0		
TUOMO RUUTU	2	0	0	0	3	2	0	0	0	0	0	0	22	6	5	11	26		
MICHAEL RYDER	4	1	1	2	0	0	5	4	1	1	2	0	36	11	16	27	16		
BRYCE SALVADOR	2	0	0	0	1	2	1	21	1	4	5	8	26	1	4	5	12		
CORY SCHNEIDER	2	0	0	0	1	0	0	2	0	0	0	0	2	0	0	0	0		
TIM SESTITO	1	0	0	0	0	0	1	4	0	0	0	0	7	4	0	0	7		
ALEXANDER URBOM	1	0	0	0	1	0	0	1	0	0	0	0	2	0	0	0	0		
TRAVIS ZAJAC	4	0	2	2	3	0	7	43	11	14	25	24	43	11	14	25	24		
MAREK ZIDLICKY	4	0	0	0	2	4	3	10	0	1	1	4	18	1	4	5	21		
DANIUS ZUBRUS	4	1	2	3	4	2	6	36	5	9	14	22	63	10	21	31	30		

Also with career statistics vs. Penguins: STEFAN MATTEAU (2-1-1-2-0 with Devils/2-1-1-2-0 career); ROD PELLEY (19-0-3-3-9/20-0-3-9); SCOTT TIMMINS (- - - - /1-0-0-0-2); MATTIAS TENENBY (7-0-2-2-7-0-2-2-2).

**GOALTENDING HISTORY vs. PENGUINS**

GOALTENDER	2013-14					WITH DEVILS					CAREER				
	MIN	GA	SO	GAA	W L O/T	MIN	GA	SO	GAA	W L O/T	MIN	GA	SO	GAA	W L O/T
SCOTT CLEMMENSEN	80	2	0	1.50	1 0 0	519	19	1	2.20	4 3 1	850	35	2	2.47	6 2 2
CORY SCHNEIDER	119	6	0	3.03	0 2 0	119	6	0	3.03	0 2 0	119	6	0	3.03	0 2 0

YEAR	HOME		ROAD		TOTAL		GF-GA	SF-SA	PIM	PP/PK	
	W-L-O/T	W-L-O/T	W-L-O/T	W-L-O/T							
1982-83	1-0-2	2-1-1	3-1-3	26-23	170-208	173-179	8-34/8-32				
1983-84	2-2-0	1-2-0	3-4-0	27-28	221-209	111-126	2-33/4-29				
1984-85	2-1-0	3-1-0	5-2-0	34-25	250-191	131-113	7-30/3-29				
1985-86	1-2-1	1-2-0	2-4-1	22-28	186-204	109-101	5-29/9-40				
1986-87	2-1-0	2-2-0	4-3-0	31-34	187-248	162-140	12-28/11-34				
1987-88	3-1-0	3-0-0	6-1-0	38-21	211-200	288-247	17-49/8-56				
1988-89	1-1-1	0-3-1	1-4-2	24-29	242-206	326-283	7-51/10-54				
1989-90	2-1-1	2-1-0	4-2-1	29-22	226-197	170-183	7-33/9-38				
1990-91	3-0-0	0-4-0	3-4-0	31-37	241-204	186-188	9-39/8-36				
1991-92	3-1-0	3-1-0	6-2-0	31-20	250-187	169-193	8-41/5-30				
1992-93	1-3-1	1-3-0	2-6-1	25-33	275-282	212-179	6-49/10-55				
1993-94	2-0-0	0-1-1	2-1-1	17-10	121-108	60-96	6-20/3-17				
1994-95	0-0-2	0-1-0	0-1-2	8-11	121-78	49-53	2-17/6-12				
1995-96	0-1-1	1-1-0	1-2-1	9-11	154-89	48-54	1-19/3-16				
1996-97	1-1-0	2-0-0	3-1-0	13-12	121-90	54-75	1-16/3-11				
1997-98	1-1-0	1-1-0	2-2-0	10-8	105-103	110-84	0-15/2-16				
1998-99	2-1-0	2-0-0	4-1-0	17-13	153-100	43-41	3-15/3-16				
1999-00	1-1-0	2-1-0	3-2-0	15-14	161-132	75-60	7-21/3-19				
2000-01	0-2-1	1-1-0	1-3-1	21-17	168-116	83-76	3-18/2-10				
2001-02	1-1-0	2-1-0	3-2-0	11-15	178-96	34-54	2-18/3-9				
2002-03	2-1-0	2-0-0	4-1-0	14-10	182-100	29-39	1-16/1-10				
2003-04	2-1-0	2-0-0	5-1-0	17-7	189-119	58-58	3-21/3-21				
2005-06	3-0-1	2-2-0	5-2-1	30-27	278-227	98-108	10-48/7-44				
2006-07	2-2-0	3-1-0	5-3-0	21-18	232-215	65-89	5-35/2-23				
2007-08	1-3-0	3-1-0	4-4-0	17-28	231-220	93-86	7-37/11-34				
2008-09	2-1-0	2-2-0	4-3-0	12-16	166-148	81-91	1-26/4-25				
2009-10	3-0-0	3-0-0	6-0-0	22-5	215-187	82-86	3-17/0-21				
2010-11	2-1-0	0-2-1	2-3-1	8-11	154-167	57-61	2-17/2-20				
2011-12	2-1-0	1-2-1	3-3-0	16-18	145-203	90-38	2-16/6-22				
2012-13	2-0-0	1-1-0	3-1-0	10-9	99-97	44-46	4-16/3-15				
2013-14	2-0-0	0-2-0	2-2-0	8-8	118-92	19-27	0-11/0-7				
<b>TOTALS</b>	<b>52-31-11</b>	<b>47-40-4</b>	<b>99-71-15</b>		<b>614-568</b>	<b>5729-5003</b>	<b>3309-3264</b>	<b>151-835/152-801</b>			

**PITTSBURGH PENGUINS**


CONSOL ENERGY CENTER • PITTSBURGH, PA  
(412) 642-1300 • Fax (412) 255-1988  
www.pittsburghpenguins.com



- Co-Owner/Chairman .....Mario Lemieux
- Co-Owner .....Ron Burkle
- CEO/President .....David Morehouse
- Executive VP/General Manager .....Jim Rutherford
- Associate General Manager .....Jason Botterill
- Assistant General Managers .....Tom Fitzgerald, Bill Guerin
- VP, Hockey Operations .....Jason Karmanos
- Senior Advisor .....Jacques Martin
- Head Coach .....Mike Johnston
- Assistant Coaches .....Gary Agnew, Rick Tocchet
- Goaltending Coach .....Mike Bales
- Player Development Coach .....Mark Recchi
- Strength & Conditioning Coach .....Mike Kadar
- Head Athletic Trainer .....Chris Stewart
- Head Equipment Manager .....Dana Heinze
- Vice President, Communications .....Tom McMillan
- Sr. Director, Communications .....Jennifer Bullano
- Television .....ROOT Sports Pittsburgh
- Radio .....The X (105.9 FM)



**JOHNSTON**



**CROSBY**

- 2013-14 LEADERS**
- Goals .....Sidney Crosby, 36
  - Assists .....Sidney Crosby, 68
  - Points .....Sidney Crosby, 104
  - +/- .....Matt Niskanen, +33
  - PIM .....Tanner Glass, 90
  - GAA .....Marc-Andre Fleury, 2.37
  - Wins .....Marc-Andre Fleury, 39
  - ShO .....Marc-Andre Fleury, 5

- OTHER INFORMATION**
- Leading Scorer vs. NJ .....Mario Lemieux, 47g-88a-135pts
  - Leading Scorer vs. Pit. ....Patrik Elias, 24g-46a-70pts
  - Last Trade .....Devils obtained Stephane Richer for #7 2003 Draft Pick (Stephen Dixon) (03/19/02)
  - Stanley Cups .....3 (1990-91, 1991-92, 2008-09)
  - 2014-15 Schedule vs. Pit. ....Dec. 29, Jan. 30, Mar. 17 @ NJ; Oct. 28, Dec. 2 @ Pit.

**INDIVIDUAL SCORING vs. DEVILS**

PLAYER	GP	2013-14					PIM	S	CAREER				
		G	A	PTS	+/-	GP			G	A	PTS	PIM	
CRAIG ADAMS	4	1	0	1	0	0	48	2	0	5	7	26	0
BEAU BENNETT	2	0	1	1	0	0	3	0	1	1	1	9	0
ROBERT BORTUZZO	0	0	0	0	0	0	6	1	0	0	0	0	0
BLAKE COMEAU	3	0	0	0	0	2	2	0	6	6	12	10	0
SIDNEY CROSBY	4	1	2	3	0	6	10	43	21	27	48	56	0
SIMON DESPRES	2	0	1	1	2	0	4	7	0	2	2	0	0
STEVE DOWNIE	2	0	0	0	1	2	3	17	3	3	6	28	0
PASCAL DUPUIS	3	1	1	2	2	0	6	42	0	7	9	16	14
CHRISTIAN EHRHOFF	3	0	1	1	0	0	2	15	0	0	0	2	16
M.A. FLEURY	0	0	0	0	0	0	0	0	0	0	0	0	0
MARCEL GOC	1	0	0	0	1	0	2	10	1	3	4	2	0
THOMAS GREISS	1	0	0	0	0	0	0	2	0	0	0	0	0
PATRIC HORNQVIST	2	0	1	1	2	0	6	5	0	2	2	2	2
CHRIS KUNITZ	4	1	2	3	0	2	13	29	11	13	24	14	0
KRIS LETANG	2	0	0	0	4	0	1	30	1				



**ALL-TIME RECORD**

	GP	W	L	O/T	OTL	PTS	GF	GA
DEVILS	31	17	10	3	1	38	99	76
at New Jersey	17	10	5	2	0	22	60	40
at San Jose	14	7	5	1	1	16	39	36

**SAN JOSE SHARKS**  
 SAP CENTER AT SAN JOSE • SAN JOSE, CA  
 (408) 287-7070 • Fax (408) 999-5797  
 www.sjsharks.com



**2013-14 SUMMARY**

	GP	W	L	OT	PTS	GF	GA	SF	SA	PIM	PP	SHG
NEW JERSEY	2	0	2	0	0	3	6	42	52	8	1-5, 20.0%	0
SAN JOSE	2	2	0	0	4	6	3	52	42	10	0-4, 0.0%	0

DATE	GAME#	RES	SCORE	LOCATION	GOALTENDERS	W/D GOAL
11/23/13	23	L	1-2	@ San Jose	BRODEUR/Niemi	Kennedy
03/02/14	62	L	2-4	@ DEVILS	SCHNEIDER/Stalock	Nieto

**Owners** ..... San Jose Sports & Entertainment Enterprises  
**Executive Vice President & General Manager** ..... Doug Wilson  
**Vice President & Assistant General Manager** ..... Wayne Thomas  
**Assistant General Manager** ..... Joe Will  
**Head Coach** ..... Todd McLellan  
**Associate Coach & Dir. of Player Dev.** ..... Larry Robinson  
**Assistant Coaches** ..... Jim Johnson, Jay Woodcroft  
**Goaltending Development Coach** ..... Corey Schwab  
**Strength & Conditioning Coordinator** ..... Mike Potenza  
**Head Athletic Trainer** ..... Ray Tufts  
**Equipment Manager** ..... Mike Aldrich  
**Director of Media Relations** ..... Scott Emmert  
**Media Relations Manager** ..... Ben Guerrero  
**Television** ..... Comcast SportsNet California  
**Radio** ..... KFOX (98.5 FM & 102.1 FM)



**McLELLAN**

**2013-14 LEADERS**  
**Goals** ..... Joe Pavelski, 41      **PIM** ..... Andrew Desjardins, 86  
**Assists** ..... Joe Thornton, 65      **GAA** ..... Antti Niemi, 2.39  
**Points** ..... Joe Pavelski, 79      **Wins** ..... Antti Niemi, 39  
**+/-** ..... Marc-Edouard Vlasic, +31      **ShO** ..... Antti Niemi, 4



**THORNTON**

**OTHER INFORMATION**  
**Leading Scorer vs. NJ** ..... Patrick Marleau, 8g-8a-16pts  
**Leading Scorer vs. SJ** ..... Patrik Elias, 10g-10a-20pts  
**Last Trade** ..... Devils obtained Jim Fahey, Alexander Korolyuk for Vladimir Malakhov, #1 2007 Draft Pick (later traded to St. Louis-David Perron) (10/01/06)  
**Stanley Cups** ..... None  
**2014-15 Schedule vs. SJ** ..... Oct. 18 @ NJ; Jan. 19 @ SJ

**INDIVIDUAL SCORING vs. SHARKS**

PLAYER	2013-14							WITH DEVILS					CAREER				
	GP	G	A	PTS	+/-	PIM	S	GP	G	A	PTS	PIM	GP	G	A	PTS	PIM
STEVE BERNIER	2	0	1	1	1	0	2	2	0	1	1	0	9	0	2	2	2
DAMIEN BRUNNER	1	0	0	0	1	0	1	1	0	0	0	0	4	0	0	0	0
MIKE CAMMALLERI	2	1	0	1	1	0	2	-	-	-	-	-	39	11	15	26	14
RYAN CARTER	2	0	0	0	0	0	1	2	0	0	0	0	13	0	1	1	18
RYANE CLOWE	1	0	0	0	1	0	3	1	0	0	0	0	1	0	0	0	0
PATRIK ELIAS	2	2	0	2	1	2	3	19	10	10	20	8	19	10	10	20	8
ERIC GELINAS	2	0	2	2	0	0	2	2	0	2	2	0	2	0	2	2	0
STEPHEN GIONTA	2	0	0	0	0	0	0	2	0	0	0	0	2	0	0	0	0
ANDY GREENE	2	0	1	1	1	2	3	8	1	2	3	4	8	1	2	3	4
PETER HARROLD	1	0	0	0	0	0	1	1	0	0	0	0	14	1	2	3	4
ADAM HENRIQUE	2	1	1	2	0	0	3	2	1	1	2	0	2	1	1	2	0
JAROMIR JAGR	2	0	0	0	3	0	2	2	0	0	0	0	28	12	20	32	20
CAM JANSSEN	1	0	0	0	0	0	0	1	0	0	0	0	8	0	0	0	15
JACOB JOSEFSON	2	0	0	0	1	0	2	4	0	0	0	0	4	0	0	0	0
ADAM LARSSON	1	0	0	0	2	0	0	2	0	0	0	2	2	0	0	0	2
JON MERRILL	1	0	1	1	0	0	0	1	0	1	1	0	1	0	1	1	0
TUOMO RUUTU	2	0	0	0	2	0	4	-	-	-	-	-	18	3	6	9	34
MICHAEL RYDER	2	0	0	0	2	0	3	2	0	0	0	0	14	2	2	4	4
CORY SCHNEIDER	1	0	0	0	-	0	0	1	0	0	0	0	8	0	0	0	0
TRAVIS ZAJAC	2	0	0	0	2	0	6	8	1	3	4	0	8	1	3	4	0
MAREK ZIDLICKY	2	0	0	0	3	2	3	2	0	0	0	2	3	0	16	19	16
DAINIUS ZUBRUS	2	0	0	0	1	0	4	8	1	2	3	2	24	3	4	7	14

Also with career statistics vs. Sharks: SCOTT CLEMMENSEN (1-0-0-0-0 with Devils/2-0-0-0-0 career); MARTIN HAVLAT (- - - - /-21-3-10-13-16); ROD PELLEY (3-0-0-0-2/7-0-0-0-2); BRYCE SALVADOR (3-0-1-1-2/25-0-5-5-21); TIM SESTITO (2-0-0-0-0/2-0-0-0-0); MATTIAS TEDEBY (2-0-1-1-0/2-0-1-1-0); SCOTT TIMMINS (- - - - /1-0-0-0-0).

**GOALTENDING HISTORY vs. SHARKS**

GOALTENDER	2013-14					WITH DEVILS					CAREER				
	MIN	GA	SO	GAA	W L OT	MIN	GA	SO	GAA	W L OT	MIN	GA	SO	GAA	W L OT
SCOTT CLEMMENSEN	0	0	0	-	0 0 0	60	5	0	5.00	1 0 0	120	8	0	4.00	2 0 0
CORY SCHNEIDER	58	4	0	4.14	0 1 0	58	4	0	4.14	0 1 0	447	27	0	3.62	3 4 1

YEAR	HOME		ROAD		TOTAL		GF-GA	SF-SA	PIM	PP/PK
	W-L-O/T	W-L-O/T	W-L-O/T	W-L-O/T	W-L-O/T					
1991-92	2-0-0	0-1-0	2-1-0	15-6	109-81	87-96	4-16/2-15			
1992-93	1-0-0	1-0-0	2-0-0	11-1	89-59	36-46	4-10/0-5			
1993-94	0-1-0	1-0-0	1-1-0	4-5	47-41	21-21	1-3/1-3			
1994-95	0-0-0	0-0-0	0-0-0	0-0	0-0	0-0	0-0/0-0			
1995-96	0-1-0	0-0-1	0-1-1	4-5	70-42	53-49	1-9/0-11			
1996-97	1-0-0	1-0-0	2-0-0	6-2	65-48	62-48	2-9/0-4			
1997-98	0-1-0	1-0-0	1-1-0	7-6	45-38	76-84	4-15/3-11			
1998-99	0-0-1	0-1-0	0-1-1	4-6	67-47	12-10	2-5/2-6			
1999-00	1-0-0	0-1-0	1-1-0	6-5	76-41	44-62	0-7/0-6			
2000-01	0-1-0	1-0-0	1-1-0	5-5	44-41	35-24	1-8/2-8			
2001-02	1-0-0	0-0-0	1-0-0	6-1	37-25	17-21	2-6/0-4			
2002-03	0-0-0	1-0-0	1-0-0	5-4	36-36	17-9	0-1/1-5			
2003-04	1-0-0	0-0-0	1-0-0	3-2	32-15	2-6	0-3/0-1			
2005-06	0-0-0	0-0-0	0-0-0	0-0	0-0	0-0	0-0/0-0			
2006-07	0-0-0	0-1-0	0-1-0	0-2	24-27	4-6	0-3/0-2			
2007-08	1-0-0	0-0-0	1-0-0	3-2	20-32	8-2	0-1/1-4			
2008-09	1-0-0	0-0-0	1-0-0	6-5	29-32	10-16	3-8/2-5			
2009-10	0-0-0	1-0-0	1-0-0	4-3	25-20	2-6	1-3/1-1			
2010-11	1-0-0	0-1-0	1-1-0	4-6	52-71	42-30	2-9/1-5			
2011-12	0-0-1	0-0-0	0-0-1	3-4	19-41	15-13	1-4/0-5			
2012-13	0-0-0	0-0-0	0-0-0	0-0	0-0	0-0	0-0/0-0			
2013-14	0-1-0	0-1-0	0-2-0	3-6	42-52	8-10	1-5/0-4			
<b>TOTALS</b>	<b>10-5-2</b>	<b>7-6-1</b>	<b>17-11-3</b>	<b>99-76</b>	<b>928-789</b>	<b>501-539</b>	<b>29-125/16-105</b>			

**INDIVIDUAL SCORING vs. DEVILS**

PLAYER	2013-14							CAREER					
	GP	G	A	PTS	+/-	PIM	S	GP	G	A	PTS	PIM	
JUSTIN BRAUN	2	0	0	0	1	-	2	3	2	0	0	0	2
MIKE BROWN	2	0	0	0	0	0	5	2	8	0	0	0	17
BRENT BURNS	2	0	1	1	1	0	4	6	1	2	3	2	
LOGAN COUTURE	2	1	0	1	2	2	4	5	1	1	2	4	
JASON DEMERS	2	0	2	2	4	4	4	6	0	3	3	4	
ANDREW DESJARDINS	1	0	0	0	1	0	0	1	0	0	0	0	
SCOTT HANNAN	2	1	0	1	3	0	2	14	1	3	4	8	
TOMAS HERTL	1	0	0	0	1	0	1	1	0	0	0	0	
MATT IRWIN	1	0	0	0	1	0	1	1	0	0	0	0	
TYLER KENNEDY	2	1	0	1	0	0	4	29	2	5	7	4	
PATRICK MARLEAU	2	1	1	2	1	0	4	20	8	8	16	2	
TYE MCGINN	1	0	0	0	1	0	0	3	0	0	0	0	
ANTTI NIEMI	1	0	0	0	-	0	0	4	0	0	0	0	
MATT NIETO	1	1	0	1	0	0	2	1	1	0	1	0	
JOE PAVELSKI	2	0	2	2	3	0	2	9	3	4	7	0	
JOHN SCOTT	3	0	0	0	0	2	1	8	0	0	0	9	
JAMES SHEPPARD	2	0	1	1	1	0	1	5	0	1	1	2	
ALEX STALOCK	1	0	0	0	-	0	0	1	0	0	0	0	
JOE THORNTON	2	0	2	2	1	0	4	36	18	26	44	40	
RAFFI TORRES	1	1	0	1	1	0	1	8	4	0	4	0	
MARC-EDOUARD VLASIC	2	0	0	0	2	2	2	8	0	1	1	2	
TOMMY WINGELS	2	0	0	0	1	0	5	2	0	0	0	0	

Also with career statistics vs. Devils: ADAM BURISH (4-0-0-0-0); MICHAEL HALEY (9-0-0-0-22).

**GOALTENDING HISTORY vs. DEVILS**

GOALTENDER	2013-14					CAREER				
	MIN	GA	SO	GAA	W L OT	MIN	GA	SO	GAA	W L OT
ANTTI NIEMI	60	1	0	1.00	1 0 0	248	7	0	1.69	3 1 0
ALEX STALOCK	60	2	0	2.00	1 0 0	60	2	0	2.00	1 0 0





**ST. LOUIS BLUES**  
 SCOTTRADE CENTER • ST. LOUIS, MO  
 (314) 622-2500 • Fax (314) 622-2582  
 www.stlouisblues.com



**ALL-TIME RECORD**

DEVILS	GP	W	L	OT	OTL	PTS	GF	GA
at New Jersey	57	27	22	7	1	62	186	183
at St. Louis	28	16	9	3	0	35	89	71
	29	11	13	4	1	27	97	112

**2013-14 SUMMARY**

NEW JERSEY	GP	W	L	OT	PTS	GF	GA	SF	SA	PIM	PP	SHG
ST. LOUIS	2	1	1	0	2	7	4	46	52	31	3-8, 37.5%	0
	2	1	1	0	2	4	7	52	46	43	1-7, 14.3%	0

DATE	GAME#	RES	SCORE	LOCATION	GOALTENDERS	WD GOAL
01/21/14	51	W	7-1	@ DEVILS	SCHNEIDER/Elliott*	CARTER
01/28/14	54	L	0-3	@ St. Louis	SCHNEIDER/Halak	Steen

\* - Elliott replaced by Halak at 12:17.

**INDIVIDUAL SCORING vs. BLUES**

PLAYER	2013-14					WITH DEVILS					CAREER						
	GP	G	A	PTS	+/-	PIM	S	GP	G	A	PTS	PIM	GP	G	A	PTS	PIM
STEVE BERNIER	2	0	0	0	1	12	2	3	0	0	0	12	18	5	5	10	22
REID BOUCHER	1	0	1	1	2	0	1	1	0	1	1	0	1	0	1	1	0
DAMIEN BRUNNER	2	1	2	3	2	2	4	2	1	2	3	2	6	2	3	5	2
MIKE CAMMALLERI	3	2	1	3	1	0	11	-	-	-	-	-	31	13	10	23	21
RYAN CARTER	2	1	0	1	1	0	3	2	1	0	1	0	8	1	0	1	9
RYANE CLOWE	2	1	0	1	1	7	1	2	1	0	1	7	24	7	10	17	36
PATRIK ELIAS	2	0	2	2	1	0	4	18	5	11	16	2	18	5	11	16	2
ERIC GELINAS	2	1	2	3	1	0	6	2	1	2	3	0	2	1	2	3	0
STEPHEN GIONTA	2	0	1	1	1	2	5	3	0	1	1	4	3	0	1	1	4
ANDY GREENE	2	0	0	0	1	0	2	6	0	1	1	0	6	0	1	1	0
MARTIN HAVLAT	2	1	1	2	2	4	4	-	-	-	-	-	31	8	9	17	18
ADAM HENRIQUE	2	1	0	1	1	0	2	3	2	0	2	0	3	2	0	2	0
JAROMIR JAGR	2	1	0	1	2	0	4	2	1	0	1	0	27	8	16	24	19
JACOB JOSEFSON	1	0	0	0	0	2	2	0	0	0	0	0	2	0	0	0	0
TUOMO RUUTU	2	0	0	0	1	0	1	-	-	-	-	-	27	3	10	13	22
MICHAEL RYDER	2	0	0	0	1	0	4	2	0	0	0	0	14	5	3	8	0
BRYCE SALVADOR	2	0	0	0	1	2	1	5	0	1	1	2	5	0	1	1	2
CORY SCHNEIDER	2	0	0	0	-	0	0	2	0	0	0	0	6	0	0	0	0
ALEXANDER URBOM	1	0	0	0	1	0	0	0	0	0	0	0	1	0	0	0	0
TRAVIS ZAJAC	2	0	2	2	2	2	0	6	0	3	3	2	6	0	3	3	2
MAREK ZIDLICKY	2	0	2	2	1	0	2	2	0	2	2	0	40	3	20	23	43
DAINIUS ZUBRUS	2	0	0	0	1	0	1	6	0	0	0	0	16	4	2	6	4

Also with career statistics vs. Blues: SCOTT CLEMMENSEN (1-0-0-0-0 with Devils/1-0-0-0-0 career); PETER HARROLD (- - - - /8-0-1-1-2); CAM JANSSEN (2-0-0-0-5/2-0-0-0-5); ROD PELLEY (2-0-0-0-0/3-0-0-0-0); MATTIAS TEDENBY (1-1-0-1-0/1-1-0-1-0); SCOTT TIMMINS (- - - - /1-0-0-0-0).

**GOALTENDING HISTORY vs. BLUES**

GOALTENDER	2013-14					WITH DEVILS					CAREER				
	MIN	GA	SO	GAA	W L O/T	MIN	GA	SO	GAA	W L O/T	MIN	GA	SO	GAA	W L O/T
SCOTT CLEMMENSEN	0	0	0	-	0 0 0	60	3	0	3.00	1 0 0	60	3	0	3.00	1 0 0
CORY SCHNEIDER	119	3	0	1.51	1 1 0	119	3	0	1.51	1 1 0	363	11	0	1.82	3 2 1

YEAR	HOME		ROAD		TOTAL		GF-GA	SF-SA	PIM	PP/PK
	W-L-O/T	W-L-O/T	W-L-O/T	W-L-O/T						
1982-83	0-0-1	0-2-0	0-2-1	6-15	63-96	60-62	0-11/3-10			
1983-84	0-2-0	0-1-0	0-3-0	12-15	82-82	63-49	4-12/3-14			
1984-85	0-0-1	0-2-0	0-2-1	11-20	91-96	38-51	1-15/4-10			
1985-86	1-1-0	0-1-0	1-2-0	6-7	103-86	24-34	2-15/1-10			
1986-87	0-1-0	2-0-0	2-1-0	13-11	74-109	60-53	1-8/2-10			
1987-88	2-0-0	1-0-0	3-0-0	17-7	80-61	48-50	3-12/2-16			
1988-89	1-0-0	1-1-0	2-1-0	10-11	73-83	51-39	3-10/4-18			
1989-90	2-0-0	0-1-0	2-1-0	5-10	81-78	71-70	1-11/2-11			
1990-91	0-1-0	1-1-0	1-2-0	11-11	99-86	76-70	5-11/1-13			
1991-92	2-0-0	0-1-0	2-1-0	12-9	110-73	95-104	2-14/2-21			
1992-93	1-0-0	0-0-1	1-0-1	6-5	73-63	40-38	1-11/3-12			
1993-94	1-0-0	0-0-1	1-0-1	11-7	76-62	44-38	2-6/4-9			
1994-95	0-0-0	0-0-0	0-0-0	0-0	0-0	0-0	0-0/0-0			
1995-96	1-0-0	0-0-1	1-0-1	8-6	52-64	26-26	1-6/2-6			
1996-97	0-1-0	1-0-0	1-1-0	5-5	53-53	6-10	0-4/0-2			
1997-98	0-1-0	0-0-1	0-1-1	5-7	46-51	37-39	1-8/2-7			
1998-99	1-0-0	1-0-0	2-0-0	6-2	47-61	16-20	2-7/1-5			
1999-00	1-0-0	0-1-0	1-1-0	3-4	50-54	18-20	0-9/1-8			
2000-01	0-0-0	0-1-0	0-1-0	3-4	31-25	10-4	1-1/1-4			
2001-02	1-0-0	0-0-0	1-0-0	2-1	24-28	4-6	0-3/0-2			
2002-03	1-0-0	1-0-0	2-0-0	7-4	61-46	6-10	0-5/0-3			
2003-04	0-0-0	1-0-0	1-0-0	4-1	25-31	14-18	0-4/0-2			
2005-06	0-0-0	1-0-0	1-0-0	5-3	20-29	14-24	1-2/1-2			
2006-07	0-0-0	0-0-0	0-0-0	2-3	26-23	9-11	0-3/0-2			
2007-08	0-0-0	0-0-0	0-0-0	0-0	0-0	0-0	0-0/0-0			
2008-09	0-0-0	1-0-0	1-0-0	4-3	26-31	2-6	0-3/0-1			
2009-10	0-1-0	0-0-0	0-1-0	0-1	29-20	11-13	0-3/0-2			
2010-11	0-0-0	0-1-0	0-1-0	2-3	37-27	8-6	0-3/1-4			
2011-12	0-0-1	0-0-0	0-0-1	3-4	27-26	15-6	1-3/0-1			
2012-13	0-0-0	0-0-0	0-0-0	0-0	0-0	0-0	0-0/0-0			
2013-14	1-0-0	0-1-0	1-1-0	7-4	46-52	31-43	3-8/1-7			
<b>TOTALS</b>	<b>16-9-3</b>	<b>11-14-4</b>	<b>27-23-7</b>	<b>186-183</b>	<b>1605-1596</b>	<b>897-920</b>	<b>35-208/411-212</b>			


**Chairman & Governor**.....Tom Stillman  
**President of Hockey Ops., General Manager & Alt. Governor**.....Doug Armstrong  
**Executive Vice Presidents**.....Bruce Affleck, Brett Hull  
**Vice President, Hockey Operations**.....Dave Taylor  
**Sr. Advisor to the GM**.....Al MacInnis  
**Assistant General Manager**.....Kevin McDonald  
**Head Coach**.....Ken Hitchcock  
**Associate Coach**.....Brad Shaw  
**Assistant Coaches**.....Ryan Bennett, Kirk Muller  
**Goaltending Coach**.....Jim Corsi  
**Strength & Conditioning Coach**.....Nelson Aoyotte  
**Head Medical Trainer**.....Ray Barile  
**Equipment Manager**.....Bert Godin  
**Sr. Vice President, Marketing & Public Relations**.....Mike Caruso  
**Sr. Director of Media Relations & Team Services**.....Rich Jankowski  
**Television**.....FOX Sports Midwest  
**Radio**.....KMOX (1120 AM)

**2013-14 LEADERS**  
**Goals**.....Alexander Steen, 33      **PIM**.....Ryan Reaves, 126  
**Assists**.....Alex Pietrangelo, 43      **GAA**.....Brian Elliott, 1.96  
**Points**.....Alexander Steen, 62      **Wins**.....Jaroslav Halak, 24  
**+/-**.....Jaden Schwartz, +28      **ShO**.....B. Elliott, J. Halak, 4

**OTHER INFORMATION**  
**Leading Scorer vs. NJ**.....Brett Hull, 15g-10a-25pts  
**Leading Scorer vs. StL.**.....John MacLean, 13g-9a-22pts  
**Last Trade**.....Devils obtained Matt D'Agostini, conditional #7 2015 Draft Pick for conditional #5 2015 Draft Pick (03/22/13)  
**Stanley Cups**.....None  
**2014-15 Schedule vs. StL.**.....Nov. 4 @ NJ; Nov. 6 @ StL.



**HITCHCOCK**



**OSHIE**

**INDIVIDUAL SCORING vs. DEVILS**

PLAYER	GP	2013-14					GP	CAREER				
		G	A	PTS	+/-	PIM		G	A	PTS	PIM	
DAVID BACKES	2	0	2	2	1	0	3	7	1	5	6	2
PATRIK BERGLUND	2	0	2	2	1	0	4	6	1	2	3	2
JAY BOUWMEESTER	2	0	1	1	2	0	1	28	4	5	9	8
CHRIS BUTLER	2	0	0	0	1	0	1	10	0	2	2	2
IAN COLE	1	0	0	0	1	0	0	1	0	0	0	0
BRIAN ELLIOTT	1	0	0	0	-	0	0	6	0	0	0	0
CARL GUNNARSSON	3	0	0	0	0	0	0	16	1	2	3	0
BARRET JACKMAN	2	0	0	0	1	2	5	9	0	5	5	9
MAXIM LAPIERRE	1	1	0	1	1	12	1	16	2	2	4	14
JORDAN LEOPOLD	1	0	0	0	1	0	0	19	3	4	7	2
JOHN MCCARTHY	1	0	0	0	0	0	2	2	0	0	0	0
T.J. OSHIE	2	0	0	0	0	2	5	0	1	1	2	
STEVE OTT	2	0	1	1	1	2	16	1	5	6	19	
MAGNUS PAAJARVI	2	0	1	1	1	0	4	4	0	1	1	0
ALEX PIETRANGELO	2	0	0	0	1	2	1	4	1	0	1	2
NATE PROSSER	1	0	0	0	0	15	0	1	0	0	0	15
RYAN REAVES	1	0	0	0	2	0	1	2	0	0	0	0
JADEN SCHWARTZ	2	0	2	2	1	0	3	2	0	2	2	0
KEVIN SHATTENKIRK	2	0	0	0	0	0	4	3	0	0	0	0
VLADIMIR SOBOTKA	2	0	0	0	0	2	4	13	0	1	1	4
ALEX STEEN	2	2	0	2	1	4	6	16	6	2	8	8
VLADIMIR TARASENKO	1	0	0	0	0	0	1	1	0	0	0	0
JEREMY WELSH	1	0	0	0	0	2	0	1	0	0	0	2

Also with career statistics vs. Devils: CARLO COLAIACOVO (9-1-2-3-2); BENN FERRIERO (1-0-0-0-0); CHRISTIAN HANSON (4-1-0-1-4); JOAKIM LINDSTROM (1-0-0-0-0); PETER MUELLER (6-2-1-3-0); CHRIS PORTER (2-0-1-1-0); PAUL STASTNY (6-1-4-5-0).

**GOALTENDING HISTORY vs. DEVILS**

GOALTENDER	2013-14					CAREER				
	MIN	GA	SO	GAA	W L O/T	MIN	GA	SO	GAA	W L O/T
BRIAN ELLIOTT	12	3								



ALL-TIME RECORD										
	GP	W	L	O/T	OTL	PTS	GF	GA		
DEVILS	85	52	21	10	2	116	281	193		
at New Jersey	44	30	10	3	1	64	156	96		
at Tampa Bay	41	22	11	7	1	52	125	97		

**2013-14 SUMMARY**

	GP	W	L	OT	PTS	GF	GA	SF	SA	PIM	PP	SHG
NEW JERSEY	3	2	1	0	4	5	4	64	82	22	0-6, 0.0%	1
TAMPA BAY	3	1	2	0	2	4	5	82	84	18	1-8, 12.5%	0

DATE	GAME#	RES	SCORE	LOCATION	GOALTENDERS	W/D GOAL
10/29/13	12	W	2-1	@ DEVILS	BRODEUR/Bishop	JAGR
12/14/13	34	W	3-0	@ DEVILS	BRODEUR/Lindback	BRUNNER
03/15/14	68	L	0-3	@ Tampa Bay	BRODEUR/Bishop	Crombeen

**INDIVIDUAL SCORING vs. LIGHTNING**

PLAYER	2013-14					WITH DEVILS					CAREER						
	GP	G	A	PTS	+/-	PIM	S	GP	G	A	PTS	PIM	GP	G	A	PTS	PIM
STEVE BERNIER	3	0	0	0	0	0	1	8	0	1	1	0	16	1	2	3	4
REID BOUCHER	1	0	0	0	0	0	0	1	0	0	0	0	1	0	0	0	0
DAMIEN BRUNNER	3	1	0	1	1	2	5	3	1	0	1	2	3	1	0	1	2
MIKE CAMMALLERI	2	1	1	2	0	4	7	-	-	-	-	-	13	3	5	8	10
RYAN CARTER	1	0	0	0	0	2	1	8	2	3	5	9	16	3	3	6	17
SCOTT CLEMMENSEN	2	0	0	0	-	0	0	2	0	0	0	0	12	0	0	0	0
RYANE CLOWE	1	0	0	0	0	0	2	1	0	0	0	0	8	3	2	5	11
PATRIK ELIAS	3	0	1	1	0	2	2	52	17	32	49	14	52	17	32	49	14
ERIC GELINAS	2	0	1	1	1	0	3	2	0	1	1	0	2	0	1	1	0
STEPHEN GIONTA	2	0	0	0	0	0	0	5	0	0	0	2	5	0	0	0	2
ANDY GREENE	3	0	0	0	2	0	5	23	2	6	8	6	23	2	6	8	6
MARTIN HAVLAT	1	0	0	0	1	0	1	-	-	-	-	-	20	9	13	22	6
ADAM HENRIQUE	3	1	0	1	0	2	6	10	4	5	9	4	10	4	5	9	4
JAROMIR JAGR	3	1	2	3	2	0	8	3	1	2	3	0	66	33	42	75	38
CAM JANSSEN	1	0	0	0	0	0	0	7	0	0	0	4	10	0	0	0	8
JACOB JOSEFSON	2	0	0	0	1	0	1	7	1	0	1	0	7	1	0	1	0
ADAM LARSSON	1	0	0	0	1	0	0	6	0	1	1	6	6	0	1	1	6
JON MERRILL	2	0	0	0	1	0	2	2	0	0	0	0	2	0	0	0	0
TUOMO RUUTU	4	0	0	0	2	4	4	1	0	0	0	0	32	7	15	22	16
MICHAEL RYDER	3	0	0	0	0	4	10	3	0	0	0	4	33	9	14	23	14
BRYCE SALVADOR	1	0	0	0	1	0	0	17	0	2	2	28	24	2	2	4	32
TIM SESTITO	1	0	0	0	0	0	0	5	0	1	1	0	5	0	1	1	0
TRAVIS ZAJAC	3	0	0	0	3	0	3	27	4	13	17	6	27	4	13	17	6
MAREK ZIDLICKY	3	0	1	1	1	0	3	8	1	2	3	4	14	1	6	7	10
DAINIUS ZUBRUS	3	2	0	2	2	6	6	21	10	7	17	16	68	20	21	41	46

Also with career statistics vs. Lightning: PETER HARROLD (2-0-0-0-0 with Devils/3-1-0-1-0 career); KEITH KINKAID (1-0-0-0-0/1-0-0-0-0); STEFAN MATTEAU (1-0-0-0-0/1-0-0-0-0); ROD PELLEY (12-0-1-1-4/13-0-1-1-4); CORY SCHNEIDER (- - - -/2-0-2-2-0); MATTIAS TEDENBY (4-0-0-0-2/4-0-0-0-2); SCOTT TIMMINS (- - - -/1-0-0-0-0); ALEXANDER URBOM (1-0-0-0-7/1-0-0-0-7).

**GOALTENDING HISTORY vs. LIGHTNING**

GOALTENDER	2013-14					WITH DEVILS					CAREER				
	MIN	GA	SO	GAA	W L O/T	MIN	GA	SO	GAA	W L O/T	MIN	GA	SO	GAA	W L O/T
SCOTT CLEMMENSEN	71	7	0	5.92	0 1 0	67	5	0	4.48	1 0 0	628	36	0	3.44	5 4 1
KEITH KINKAID	-	-	-	-	-	26	1	0	2.31	0 0 0	26	1	0	2.31	0 0 0
CORY SCHNEIDER	0	0	0	-	0 0 0	0	0	0	-	0 0 0	126	9	0	4.29	1 0 1

YEAR	HOME			ROAD			TOTAL			GF-GA	SF-SA	PIM	PP/PK
	W-L-O/T	W-L-O/T	W-L-O/T	W-L-O/T	W-L-O/T	W-L-O/T							
1992-93	1-0-0	1-0-0	2-0-0	11-3	51-54	36-30	0-7/1-9						
1993-94	3-0-0	1-0-1	4-0-1	17-13	177-145	74-58	3-13/5-23						
1994-95	0-1-1	1-1-0	1-2-1	7-8	112-108	41-51	1-18/2-13						
1995-96	2-0-0	1-1-1	3-1-1	19-10	154-157	71-71	6-23/2-17						
1996-97	3-0-0	1-1-1	4-1-1	18-10	172-177	65-99	4-23/2-18						
1997-98	3-0-0	2-0-0	5-0-0	21-7	157-110	103-141	7-24/0-21						
1998-99	2-0-0	1-1-0	3-1-0	14-7	133-100	43-55	6-16/1-9						
1999-00	1-1-0	2-0-0	3-1-0	12-9	132-89	82-62	4-14/2-20						
2000-01	2-0-0	2-0-0	4-0-0	25-4	135-85	54-70	9-19/1-16						
2001-02	0-1-1	0-2-0	0-3-1	7-11	144-67	70-62	2-11/3-18						
2002-03	1-1-0	0-0-2	1-1-2	11-9	125-103	97-71	3-9/3-13						
2003-04	0-2-0	0-2-0	0-4-0	6-12	101-99	31-37	1-12/1-9						
2005-06	1-1-0	1-0-1	2-1-1	18-13	99-133	57-61	4-22/4-17						
2006-07	0-1-1	1-1-0	1-2-1	6-10	110-115	26-30	3-15/2-13						
2007-08	2-0-0	1-1-0	3-1-0	12-7	111-104	58-86	3-18/3-13						
2008-09	2-0-0	2-0-0	4-0-0	19-12	162-119	38-34	4-11/3-13						
2009-10	1-1-0	2-0-0	3-1-0	11-10	126-101	62-58	3-14/4-16						
2010-11	2-0-0	1-1-0	3-1-0	14-8	98-114	27-21	1-8/3-11						
2011-12	1-1-0	2-0-0	3-1-0	18-14	106-95	49-53	5-19/2-17						
2012-13	1-1-0	0-0-1	1-1-1	10-12	79-69	37-41	4-11/0-9						
2013-14	2-0-0	0-1-0	2-1-0	5-4	64-82	22-18	0-6/1-8						
<b>TOTALS</b>	<b>30-11-3</b>	<b>22-12-7</b>	<b>52-23-10</b>	<b>281-193</b>	<b>2548-2226</b>	<b>1143-1209</b>	<b>73-313/45-303</b>						

**TAMPA BAY LIGHTNING**

AMALIE ARENA • TAMPA, FL  
(813) 301-6500 • Fax (813) 301-1480  
www.tampabaylightning.com



<b>Owner, Governor &amp; Chairman</b> .....	Jeff Vinik
<b>CEO &amp; Alternate Governor</b> .....	Tod Leiweke
<b>President</b> .....	Steve Griggs
<b>Vice President, General Manager &amp; Alt. Governor</b> .....	Steve Yzerman
<b>Assistant General Manager</b> .....	Julien BriseBois
<b>Assistant General Manager/Dir. of Player Personnel</b> .....	Pat Verbeek
<b>Sr. Advisor to the General Manager</b> .....	Tom Kurvers
<b>Head Coach</b> .....	Jon Cooper
<b>Associate Coach</b> .....	Rick Bowness
<b>Assistant Coaches</b> .....	George Gwozdecky, Steve Thomas
<b>Goaltending Coach</b> .....	Frantz Jean
<b>Strength &amp; Conditioning Coach</b> .....	Mark Lambert
<b>Head Athletic Trainer</b> .....	Tom Mulligan
<b>Equipment Manager</b> .....	Ray Thill
<b>Executive Vice President of Marketing &amp; Communications</b> .....	Bill Wickett
<b>Media Relations Director</b> .....	Brian Breseman
<b>Television</b> .....	SunSports Network
<b>Radio</b> .....	WDAE (970 AM) & Lightning Radio Network
<b>2013-14 LEADERS</b>	
<b>Goals</b> .....	Martin St. Louis, 29
<b>Assists</b> .....	Victor Hedman, 42
<b>Points</b> .....	Martin St. Louis, 61
<b>+/-</b> .....	Ondrej Palat, +32
<b>PIM</b> .....	Radko Gudas, 152
<b>GAA</b> .....	Ben Bishop, 2.23
<b>Wins</b> .....	Ben Bishop, 37
<b>ShO</b> .....	Ben Bishop, 5
<b>OTHER INFORMATION</b>	
<b>Leading Scorer vs. NJ</b> .....	Vincent Lecavalier, 16g-28a-44pts
<b>Leading Scorer vs. TB</b> .....	Patrik Elias, 17g-32a-49pts
<b>Last Trade</b> .....	Devils obtained Andrei Zyuzin for Josef Boumedienne, Sascha Goc, rights to Anton But (11/09/01)
<b>Stanley Cups</b> .....	1 (2003-04)
<b>2014-15 Schedule vs. TB</b> .....	Dec. 19 @ NJ; Oct. 14, Apr. 9 @ TB



**COOPER**



**STAMKOS**

**INDIVIDUAL SCORING vs. DEVILS**

PLAYER	2013-14					CAREER						
	GP	G	A	PTS	+/-	PIM	S	GP	G	A	PTS	PIM
BEN BISHOP	2	0	0	0	-	0	0	5	0	0	0	2
BRIAN BOYLE	5	0	1	1	2-	6	7	26	4	3	7	13
ERIC BREWER	3	0	0	0	2-	0	3	23	1	6	7	16
J.T. BROWN	2	0	1	1	0	2	8	2	0	1	1	2
RYAN CALLAHAN	4	0	3	3	2	4	7	32	10	14	24	25
MATT CARLE	3	0	0	0	2-	2	8	30	3	11	14	8
VALTTERI FILPPULA	3	0	2	2	1	0	5	8	1	3	4	2
JASON GARRISON	2	0	1	1	2-	2	3	13	0	4	4	4
RADKO GUDAS	3	0	0	0	0	6	8	4	0	1	1	13
VICTOR HEDMAN	2	0	0	0	2	0	2	16	0	6	6	10
TYLER JOHNSON	3	0	0	0	1-	0	4	4	0	0	0	0
ALEX KILLORN	3	0	0	0	1-	0	2	5	2	2	4	0
NIKITA KUCHEROV	1	0	0	0	1-	0	3	4	1	0	0	0
RYAN MALONE	2	0	1	1	0	0	2	16	7	7	23	40
BRENDEN MORROW	2	1	0	1	2-	0	1	18	4	4	8	10
EVGENI NABOKOV	3	0	1	1	0	0	0	16	0	1	1	6
ONDREJ PALAT	3	0	1	1	0	0	5	5	0	2	2	0
RICHARD PANIK	1	0	0	0	0	0	0	2	0	1	1	0
TOM PYATT	1	0	0	0	0	0	1	14	1	0	1	0
SAMI SALO	3	0	0	0	1-	0	4	20	1	2	3	8
STEVEN STAMKOS	2	1	0	1	2-	0	6	21	12	10	22	12
ANTON STRALMAN	5	0	2	2	4	0	6	18	1	2	3	8
ANDREJ SUSTR	2	0	0	0	2-	2	0	3	0	0	0	2

Also with career statistics vs. Devils: MIKE ANGELIDIS (1-0-0-0-0); MIKE BLUNDEN (5-0-0-0-4); BRETT CONNOLLY (3-0-0-0-0); MATTIAS OHLUND (20-2-4-6-14); JEROME SAMSON (2-0-1-1-0).

**GOALTENDING HISTORY vs. DEVILS**

GOALTENDER	2013-14					CAREER				
	MIN	GA	SO	GAA	W L O/T	MIN	GA	SO	GAA	W L O/T
BEN BISHOP	120	2	1	1.00	1 1 0	309	6	1	1.17	3 2 0
EVGENI NABOKOV	164	10	0	3.66	1 2 0	911	47	1	3.10	6 10 0



ALL-TIME RECORD										
DEVILS		GP	W	L	O/T	OTL	PTS	GF	GA	
at New Jersey		97	39	39	18	1	97	288	295	
at Toronto		47	22	14	10	1	55	159	143	
		50	17	25	8	0	42	129	152	

**2013-14 SUMMARY**

NEW JERSEY	GP	W	L	OT	PTS	GF	GA	SF	SA	PIM	PP	SHG
TORONTO	3	1	0	2	4	7	7	97	76	28	2-9, 22.2%	0
	3	2	1	0	4	7	6	97	97	18	3-14, 21.4%	0

DATE	GAME#	RES	SCORE	LOCATION	GOALTENDERS	W/D GOAL
11/08/13	16	Ls	1-2	@ Toronto	SCHNEIDER/Bernier	van Riemsdyk
01/12/14	47	Ls	2-3	@ Toronto	SCHNEIDER/Bernier	van Riemsdyk
03/23/14	72	WT	3-2	@ DEVILS	SCHNEIDER/Reimer*	MERRILL

\* - Reimer replaced by MacIntyre at 21:50.

**INDIVIDUAL SCORING vs. MAPLE LEAFS**

PLAYER	2013-14					WITH DEVILS					CAREER							
	GP	G	A	PTS	+/-	PIM	S	GP	G	A	PTS	+/-	PIM	GP	G	A	PTS	PIM
STEVE BERNIER	2	0	0	0	0	0	2	7	0	0	0	0	0	18	1	1	2	6
REID BOUCHER	1	0	0	0	0	0	2	1	0	0	0	0	2	1	0	0	0	2
DAMIEN BRUNNER	2	1	0	1	2	0	7	2	1	0	1	0	0	2	1	0	1	0
MIKE CAMMALLERI	2	0	0	0	0	0	4	0	0	0	0	0	0	17	4	6	10	12
RYAN CARTER	3	0	0	0	0	2	7	9	0	2	2	2	2	15	0	3	3	7
SCOTT CLEMMENSEN	2	0	0	0	0	0	0	0	0	0	0	0	0	7	0	0	0	0
RYANE CLOWE	2	1	2	3	1	0	6	2	1	2	3	3	0	5	2	2	4	9
PATRIK ELIAS	1	0	0	0	0	0	1	52	15	2	3	3	0	52	15	18	33	39
ERIC GELINAS	3	0	2	2	1	0	10	3	0	2	2	0	3	0	2	0	2	0
STEPHEN GIONTA	3	0	0	0	0	0	2	3	0	0	0	6	7	0	0	0	6	0
ANDY GREENE	3	0	2	2	0	4	4	25	0	10	10	4	25	0	10	10	4	4
PETER HARROLD	2	0	1	1	2	2	3	5	0	1	1	2	7	0	2	2	2	2
MARTIN HAVLAT	2	1	0	1	2	0	7	0	0	0	0	0	25	6	10	16	14	
ADAM HENRIQUE	3	1	1	2	1	2	6	10	2	5	7	2	10	2	5	7	2	2
JAROMIR JAGR	3	0	0	0	0	2	10	3	0	0	0	2	51	31	42	73	32	32
CAM JANSSEN	1	0	0	0	0	0	0	10	0	0	0	24	13	0	0	0	48	0
ADAM LARSSON	1	0	0	0	0	0	1	6	0	2	2	0	6	0	2	2	0	0
JON MERRILL	1	1	1	2	2	0	2	1	1	1	2	0	1	1	1	2	0	0
TUOMO RUUTU	4	0	0	0	3	4	6	1	0	0	0	0	23	5	12	17	16	0
MICHAEL RYDER	3	1	0	1	0	2	5	3	1	0	0	0	53	14	13	27	28	0
BRYCE SALVADOR	2	0	0	0	1	0	1	18	0	1	1	10	23	0	3	3	14	0
CORY SCHNEIDER	3	0	0	0	0	0	2	3	0	0	0	0	3	0	0	0	0	0
MIKE SISLO	1	0	0	0	0	0	2	1	0	0	0	0	3	0	0	0	0	0
MATTIAS TEDENBY	1	0	0	0	0	4	1	7	1	0	1	6	7	1	0	1	6	0
ALEXANDER URBOM	1	0	0	0	0	0	1	0	0	0	0	0	1	0	0	0	0	0
TRAVIS ZAJAC	3	0	0	0	0	0	7	26	4	3	7	6	26	4	3	7	6	0
MAREK ZIDICKY	3	0	2	2	1	4	5	7	2	3	5	8	13	3	5	8	16	0
DAINIUS ZUBRUS	3	0	0	0	0	0	7	25	6	5	11	4	55	12	15	27	30	0

Also with career statistics vs. Maple Leafs: JACOB JOSEFSON (3-1-1-2-2 with Devils/3-1-1-2-2 career); STEFAN MATTEAU (1-0-0-0-2/1-0-0-0-2); ROD PELLEY (9-1-2-3-0/9-1-2-3-0); TIM SESTITO (2-0-0-0-0/2-0-0-0-0); SCOTT TIMMINS (- - - - /1-0-0-0-2).

**GOALTENDING HISTORY vs. MAPLE LEAFS**

GOALTENDER	2013-14					WITH DEVILS					CAREER				
	MIN	GA	SO	GAA	W L O/T	MIN	GA	SO	GAA	W L O/T	MIN	GA	SO	GAA	W L O/T
SCOTT CLEMMENSEN	120	7	0	3.50	1 1 0	65	2	0	1.85	0 0 1	429	16	1	2.34	3 2 2
CORY SCHNEIDER	189	5	0	1.59	1 0 2	189	5	0	1.59	1 0 2	189	5	0	1.59	1 0 2

YEAR	HOME		ROAD		TOTAL		GF-GA	SF-SA	PIM	PP/PPK
	W-L-O/T	W-L-O/T	W-L-O/T	W-L-O/T	W-L-O/T					
1982-83	1-0-1	0-0-1	1-0-2	16-12	1-0-2	79-86	6-17	5-15	6-17/5-15	
1983-84	0-1-0	0-2-0	0-3-0	6-14	98-96	73-73	2-18	2-18	2-18/2-18	
1984-85	2-0-0	1-0-0	3-0-0	14-5	108-77	52-67	2-18	2-16	2-18/2-16	
1985-86	0-1-0	1-1-0	1-2-0	17-20	95-98	36-46	5-16	4-13	5-16/4-13	
1986-87	1-1-0	1-1-0	1-2-0	7-12	83-96	36-57	2-17	1-10	2-17/1-10	
1987-88	1-0-0	2-1-0	1-1-0	6-7	64-75	46-52	6-20	4-14	6-20/4-14	
1988-89	2-0-0	0-1-0	2-1-0	17-9	106-89	60-88	9-26	4-18	9-26/4-18	
1989-90	0-1-0	1-1-0	1-2-0	10-14	97-89	166-169	3-24	2-11	3-24/2-11	
1990-91	2-0-0	0-1-0	2-1-0	10-11	113-62	76-69	2-11	3-12	2-11/3-12	
1991-92	0-1-0	0-1-1	0-2-1	12-15	104-103	49-45	2-9	2-11	2-9/2-11	
1992-93	1-0-0	0-1-0	1-1-0	8-4	51-66	34-24	1-6	0-11	1-6/0-11	
1993-94	1-0-0	0-1-0	1-1-0	4-4	70-53	54-60	3-8	0-10	3-8/0-10	
1994-95	0-0-0	0-0-0	0-0-0	0-0	0-0	0-0	0-0	0-0	0-0/0-0	
1995-96	0-1-0	0-0-1	0-1-1	3-4	52-67	42-28	0-6	0-8	0-6/0-8	
1996-97	0-0-1	1-0-0	1-0-1	8-5	75-52	19-23	1-7	0-5	1-7/0-5	
1997-98	1-0-1	1-0-0	2-0-0	7-2	64-56	25-23	0-3	0-4	0-3/0-4	
1998-99	0-1-1	1-1-0	1-2-1	11-11	122-104	120-73	2-12	1-13	2-12/1-13	
1999-00	0-1-1	0-2-0	0-3-1	8-15	122-101	52-42	3-15	2-20	3-15/2-20	
2000-01	0-0-1	1-1-0	1-1-1	9-9	88-89	50-52	1-10	2-14	1-10/2-14	
2001-02	2-0-0	1-0-1	3-0-1	11-6	120-94	143-108	3-17	2-18	3-17/2-18	
2002-03	1-1-0	0-2-0	1-3-0	5-6	153-74	22-34	2-17	2-11	2-17/2-11	
2003-04	0-0-2	1-1-0	1-1-2	4-6	105-94	39-37	0-12	3-13	0-12/3-13	
2005-06	0-2-0	0-2-0	0-4-0	9-16	136-98	42-72	4-23	4-14	4-23/4-14	
2006-07	1-0-1	1-1-0	2-1-1	13-13	99-117	30-48	4-19	3-10	4-19/3-10	
2007-08	2-0-0	2-0-0	4-0-0	12-6	109-149	34-34	2-15	2-15	2-15/2-15	
2008-09	0-1-1	0-1-1	1-1-2	11-15	158-125	39-47	3-16	4-12	3-16/4-12	
2009-10	2-0-0	1-0-1	2-1-1	10-12	114-101	41-37	2-11	3-13	2-11/3-13	
2010-11	1-1-0	1-1-0	2-2-0	8-10	132-105	42-44	2-16	3-14	2-16/3-14	
2011-12	0-1-1	2-0-0	2-1-1	13-14	126-103	27-37	4-11	0-6	4-11/0-6	
2012-13	0-1-0	0-2-0	0-3-0	3-8	90-54	28-30	0-13	2-12	0-13/2-12	
2013-14	1-0-0	0-0-2	1-0-2	8-7	97-76	28-18	2-9	3-14	2-9/3-14	
<b>TOTALS</b>	<b>22-15-10</b>	<b>17-25-8</b>	<b>39-40-18</b>	<b>288-295</b>	<b>2763-2644</b>	<b>1575-1632</b>	<b>78-422</b>	<b>63-375</b>		

**TORONTO MAPLE LEAFS**

AIR CANADA CENTRE • TORONTO, ONT.  
(416) 815-5700 • Fax (416) 359-9331  
www.mapleleafs.com



<b>Chairman of the Board, MLSE &amp; Governor</b> .....	Lawrence M. Tanenbaum
<b>President &amp; CEO, MLSE</b> .....	Tim Leiweke
<b>President &amp; Alternate Governor</b> .....	Brendan Shanahan
<b>Senior Vice President &amp; General Manager</b> .....	David Nonis
<b>Assistant General Manager</b> .....	Kyle Dubas
<b>Senior Advisor</b> .....	Cliff Fletcher
<b>Head Coach</b> .....	Randy Carlyle
<b>Assistant Coaches</b> .....	Chris Dennis, Peter Horachek, Steve Spott
<b>Goaltending Coach</b> .....	Rick St. Croix
<b>Strength &amp; Conditioning Coach</b> .....	Anthony Belza
<b>Head Athletic Therapist</b> .....	Paul Ayyotte
<b>Equipment Manager</b> .....	Brian Papineau
<b>Director, Media Relations</b> .....	Steve Keogh
<b>Coordinator, Media Relations</b> .....	Ian Meagher
<b>Television</b> .....	Leafs TV, Rogers Sportsnet, TSN, CBC
<b>Radio</b> .....	TSN (1050 AM) & Sportsnet (590 AM)



**CARLYLE**

**2013-14 LEADERS**

<b>Goals</b> .....	Phil Kessel, 37	<b>PIM</b> .....	Dion Phaneuf, 144
<b>Assists</b> .....	Phil Kessel, 43	<b>GAA</b> .....	Jonathan Bernier, 2.68
<b>Points</b> .....	Phil Kessel, 80	<b>Wins</b> .....	Jonathan Bernier, 25
<b>+/-</b> .....	Carl Gunnarsson, +12	<b>ShO</b> .....	J. Reimer, J. Bernier, 1

**OTHER INFORMATION**

<b>Leading Scorer vs. NJ</b> .....	Tomas Kaberle, 5g-25a-30pts
<b>Leading Scorer vs. Tor.</b> .....	Patrik Elias, 15g-18a-33pts
<b>Last Trade</b> .....	Devils obtained Martin Skoula for #5 2010 Draft Pick (Sam Carrick) (03/03/10)
<b>Stanley Cups</b> .....	13 (last time 1966-67)
<b>2014-15 Schedule vs. Tor.</b> .....	Jan. 28, Feb. 6 @ NJ; Dec. 4 @ Tor.



**KESSEL**

**INDIVIDUAL SCORING vs. DEVILS**

PLAYER	2013-14					CAREER						
	GP	G	A	PTS	+/-	PIM	S	GP	G	A	PTS	PIM
CARTER ASHTON	1	0	0	0	0	0	1	2	0	0	0	0
JONATHAN BERNIER	2	0	0	0	-	0	0	3	0	0	0	0
TROY BODIE	2	0	0	0	0	0	0	7	0	0	0	10
DAVID BOOTH	2	0	1	1	1	0	2	18	3	6	9	2
TYLER BOZAK	2	2	2	2	1	0	4	17	5	3	8	4
DAVID CLARKSON	3	0	0	0	2-	2	5	3	0	0	0	2
CODY FRANSON	3	0	2	2	1	0	9	10	0	7	7	2
MATT FRATTIN	2	0	0	0	0	0	3	4	1	0	1	0
JAKE GARDINER	3	0	1	1	0	0	4	9	0	3	3	0
NAZEM KADRI	3	0	0	0	3-	4	6	10	2			





		GP	W	L	OT	OTL	PTS	GF	GA
DEVILS	at New Jersey	56	19	29	6	2	46	156	180
	at Vancouver	29	13	11	3	2	31	89	79
		27	6	18	3	0	15	67	101

**2013-14 SUMMARY**

NEW JERSEY	W	L	OT	PTS	GF	GA	SF	SA	PIM	PP	SHG
NEW JERSEY	2	0	0	2	4	6	53	53	8	1-4, 25.0%	0
VANCOUVER	2	2	0	4	6	4	53	53	8	0-4, 0.0%	0

DATE	GAME#	RES	SCORE	LOCATION	GOALTENDERS	W/D GOAL
10/08/13	4	Lo	2-3	@ Vancouver	SCHNEIDER/Luongo	Santorelli
10/24/13	10	Ls	2-3	@ DEVILS	SCHNEIDER/Luongo	Santorelli

**INDIVIDUAL SCORING vs. CANUCKS**

PLAYER	2013-14					WITH DEVILS					CAREER						
	GP	G	A	PTS	+/-	PIM	S	GP	G	A	PTS	PIM	GP	G	A	PTS	PIM
STEVE BERNIER	2	0	0	0	2	0	6	3	0	0	0	0	14	2	2	4	2
DAMIEN BRUNNER	2	0	0	0	3	0	5	2	0	0	0	0	5	2	4	6	2
MIKE CAMMALLERI	2	0	0	0	1	0	5	-	-	-	-	-	33	13	25	14	
RYAN CARTER	1	0	0	0	2	0	0	2	0	0	0	0	7	0	2	2	2
RYANE CLOWE	1	0	0	0	1	0	0	1	0	0	0	0	23	5	7	12	78
PATRIK ELIAS	2	2	1	3	3	2	10	17	9	7	16	4	17	9	7	16	4
ERIC GELINAS	1	1	0	1	0	0	3	1	1	0	1	0	1	1	0	1	0
STEPHEN GIONTA	2	0	0	0	2	0	1	2	0	0	0	0	2	0	0	0	0
ANDY GREENE	2	0	0	0	3	0	3	6	0	1	1	2	6	0	1	1	2
PETER HARROLD	1	0	0	0	0	0	1	2	0	0	0	0	9	0	0	0	2
MARTIN HAVLAT	2	0	0	0	1	0	0	-	-	-	-	-	29	6	9	15	18
ADAM HENRIQUE	2	0	0	0	0	0	0	3	0	0	0	0	3	0	0	0	0
JAROMIR JAGR	2	1	2	3	3	0	4	2	1	2	3	0	27	13	22	35	18
ADAM LARSSON	1	0	0	0	0	0	0	1	0	0	0	0	1	0	0	0	0
TUOMO RUUTU	2	0	0	0	2	0	2	-	-	-	-	-	17	4	5	9	18
MICHAEL RYDER	2	0	0	0	0	0	2	2	0	0	0	0	15	6	7	13	8
BRYCE SALVADOR	1	0	0	0	0	0	1	4	0	0	0	0	2	0	1	1	27
CORY SCHNEIDER	2	0	0	0	0	0	0	2	0	0	0	0	2	0	0	0	0
ALEXANDER URBOM	1	0	0	0	1	0	1	1	0	0	0	0	1	0	0	0	0
TRAVIS ZAJAC	2	0	1	1	2	0	4	6	2	2	4	2	6	2	2	4	2
MAREK ZIDLICKY	2	0	2	2	1	6	1	2	0	2	2	0	38	6	15	21	38
DAINIUS ZUBRUS	2	0	0	0	1	0	3	6	1	1	2	4	20	3	6	9	6

Also with career statistics vs. Canucks: SCOTT CLEMMENSEN (1-0-0-0-0 with Devils/2-0-0-0-0 career); CAM JANSSEN (2-0-0-0-0/8-0-0-0-15); JACOB JOSEFSON (1-0-0-0-0/1-0-0-0-0); ROD PELLEY (2-0-0-0-0/5-1-0-1-2); TIM SESTITO (1-0-0-0-0/1-0-0-0-0).

**GOALTENDING HISTORY vs. CANUCKS**

GOALTENDER	2013-14					WITH DEVILS					CAREER				
	MIN	GA	SO	GAA	W L OT	MIN	GA	SO	GAA	W L OT	MIN	GA	SO	GAA	W L OT
SCOTT CLEMMENSEN	0	0	0	-	0 0 0	60	3	0	3.00	1 0 0	120	4	0	2.00	2 0 0
CORY SCHNEIDER	127	5	0	2.36	0 0 2	127	5	0	2.36	0 0 2	127	5	0	2.36	0 0 2


YEAR	HOME		ROAD		TOTAL		GF-GA	SF-SA	PIM	PP/PK
	W-L-O/T	W-L-O/T	W-L-O/T	W-L-O/T						
1982-83	1-0-1	0-0-1	1-0-2	11-9	75-90	33-36	3-11/6-14			
1983-84	1-0-0	0-2-0	1-2-0	10-10	74-82	43-43	0-8/5-13			
1984-85	0-2-0	0-1-0	0-3-0	11-16	98-106	53-51	3-8/3-9			
1985-86	1-0-0	1-1-0	2-1-0	13-11	76-84	85-60	1-10/5-24			
1986-87	1-0-1	1-0-0	2-0-1	9-7	79-92	62-77	4-11/3-9			
1987-88	0-1-0	0-2-0	0-3-0	6-15	92-85	88-76	2-23/6-19			
1988-89	1-1-0	0-0-1	1-1-1	5-7	90-85	54-48	1-14/2-17			
1989-90	0-1-0	0-2-0	0-3-0	7-11	80-92	66-28	0-7/1-10			
1990-91	2-0-0	0-1-0	2-1-0	12-6	80-82	64-65	0-8/1-12			
1991-92	1-0-0	0-2-0	1-2-0	9-9	80-88	75-54	2-10/2-16			
1992-93	1-0-0	0-1-0	1-1-0	5-9	55-56	23-23	0-9/3-9			
1993-94	1-0-0	0-1-0	1-1-0	10-9	72-60	33-39	3-13/3-10			
1994-95	0-0-0	0-0-0	0-0-0	0-0	0-0	0-0	0-0/0-0			
1995-96	0-1-0	1-0-0	1-1-0	5-6	55-49	25-23	1-8/1-9			
1996-97	0-1-0	1-0-0	1-1-0	2-4	70-30	10-28	1-9/0-3			
1997-98	1-0-0	0-1-0	1-1-0	9-4	78-37	20-44	2-7/1-5			
1998-99	0-1-0	1-0-0	1-1-0	5-5	68-59	41-21	1-6/1-6			
1999-00	0-0-0	0-1-0	0-1-0	2-4	30-30	31-17	1-5/1-7			
2000-01	1-0-0	0-0-0	1-0-0	4-0	15-23	8-8	0-3/0-3			
2001-02	0-1-0	0-1-0	0-2-0	4-7	52-54	22-16	1-6/2-9			
2002-03	0-1-0	0-0-0	0-1-0	2-3	26-28	2-4	0-2/0-1			
2003-04	0-1-0	0-0-0	0-1-0	0-4	24-22	11-9	0-2/2-3			
2005-06	1-0-0	0-0-0	1-0-0	3-0	26-26	6-12	3-5/0-2			
2006-07	0-0-0	0-0-0	0-0-0	0-0	0-0	0-0	0-0/0-0			
2007-08	0-0-0	0-1-0	0-1-0	0-5	32-24	27-17	0-6/0-5			
2008-09	0-0-0	1-0-0	1-0-0	5-3	28-29	8-4	0-1/0-3			
2009-10	0-1-0	0-0-0	0-1-0	2-5	29-26	6-8	0-2/0-1			
2010-11	0-0-0	0-1-0	0-1-0	0-3	30-23	13-11	0-2/0-3			
2011-12	0-1-0	0-0-0	0-1-0	1-2	31-16	2-4	0-2/0-1			
2012-13	0-0-0	0-0-0	0-0-0	0-0	0-0	0-0	0-0/0-0			
2013-14	0-0-1	0-0-1	0-0-2	4-6	53-53	8-8	1-4/0-4			
<b>TOTALS</b>	<b>13-13-3</b>	<b>6-18-3</b>	<b>19-31-6</b>	<b>156-180</b>	<b>1598-1531</b>	<b>919-834</b>	<b>30-202/28-227</b>			

**VANCOUVER CANUCKS**

ROGERS ARENA • VANCOUVER, B.C.  
(604) 899-4600 • Fax (604) 899-4640  
www.canucks.com



**Chairman & Governor**.....Francesco Aquilini  
**Alternate Governors**.....Roberto Aquilini, Paolo Aquilini  
**President, Hockey Operations & Alt. Governor**.....Trevor Linden  
**General Manager**.....Jim Benning  
**VP, Hockey Operations & Asst. General Manager**.....Laurence Gilman  
**VP, Player Personnel & Asst. General Manager**.....Lorne Henning  
**Sr. Advisor to the General Manager/Dir. of Player Dev.**.....Stan Smyl  
**Head Coach**.....Willie Desjardins  
**Assistant Coaches**.....Glen Gulutzan, Doug Lidster  
**Goaltending Coach**.....Roland Melanson  
**Strength & Conditioning Coach**.....Roger Takahashi  
**Head Athletic Trainer**.....Mike Burnstein  
**Equipment Manager**.....Pat O'Neill  
**VP, Communications & Community Partnerships**.....Chris Brumwell  
**Director, Media Relations & Team Operations**.....Ben Brown  
**Television**.....Rogers Sportsnet Pacific (Ch. 22)  
**Radio**.....Team (1040 AM)



**DESJARDINS**

**2013-14 LEADERS**

**Goals**.....Ryan Kesler, 25 **PIM**.....Tom Sestito, 213  
**Assists**.....Henrik Sedin, 39 **GAA**.....Roberto Luongo, 2.38  
**Points**.....Henrik Sedin, 50 **Wins**.....Roberto Luongo, 19  
**+/-**.....Dan Hamhuis, +13 **ShO**.....Eddie Lack, 4



**MILLER**

**OTHER INFORMATION**

**Leading Scorer vs. NJ**.....Tony Tanti, 14g-8a-22pts  
**Leading Scorer vs. Van.**.....John MacLean, 7g-10a-17pts  
**Last Trade**.....Devils obtained Cory Schneider for #1 2013 Draft Pick (Bo Horvat) (06/30/13)  
**Stanley Cups**.....None  
**2014-15 Schedule vs. Van.**.....Feb. 20 @ NJ; Nov. 25 @ Van.

**INDIVIDUAL SCORING vs. DEVILS**

PLAYER	2013-14					CAREER						
	GP	G	A	PTS	+/-	PIM	S	GP	G	A	PTS	PIM
ANDREW ALBERTS	1	0	0	0	0	0	0	23	0	2	2	46
KEVIN BIEKSA	2	0	0	0	2	0	4	7	0	1	1	2
NICK BONINO	2	1	1	2	1	0	3	3	1	2	3	0
DEREK DORSETT	2	0	0	0	1	0	1	6	0	0	0	6
ALEXANDER EDLER	2	1	0	1	0	0	5	7	2	2	4	4
DAN HAMHUIS	2	0	0	0	0	0	1	9	0	2	2	8
JANNIK HANSEN	1	0	0	0	0	0	3	4	1	0	1	0
CHRIS HIGGINS	2	0	0	0	2	0	6	21	5	5	10	4
DUSTIN JEFFREY	2	0	0	0	1	0	0	9	0	0	0	0
ZACK KASSIAN	1	0	0	0	0	0	1	3	0	0	0	2
SHAWN MATTHIAS	1	0	0	0	0	0	0	15	4	2	6	9
RYAN MILLER	1	0	0	0	-	0	0	28	0	0	0	4
BRAD RICHARDSON	2	0	0	0	2	0	2	7	0	1	1	2
LUCA SBISA	1	0	0	0	0	0	0	5	0	1	1	4
DANIEL SEDIN	2	2	1	3	4	2	7	13	4	5	9	8
HENRIK SEDIN	2	0	3	3	4	2	3	13	2	10	12	8
TOM SESTITO	2	0	0	0	0	0	0	3	0	0	0	2
RYAN STANTON	2	0	1	1	2	0	3	2	0	1	1	0
CHRIS TANEY	2	0	1	1	2	0	4	3	0	2	2	0
LINDEN VEV	2	0	0	0	0	0	2	2	0	0	0	0
RADIM VRBATA	2	0	2	2	0	0	3	16	4	9	13	2
YANNICK WEBER	1	0	0	0	0	0	0	9	0	3	3	0

Also with career statistics vs. Devils: ALEX BURROWS (5-2-2-4-4); JACOB MARKSTROM (4-0-0-0-0); CAL O'REILLY (4-1-1-2-0); BOBBY SANGUINETTI (2-0-1-1-0).

**GOALTENDING HISTORY vs. DEVILS**

GOALTENDER	2013-14					CAREER				
	MIN	GA	SO	GAA	W L OT	MIN	GA	SO	GAA	W L O/T
JACOB MARKSTROM	0	0	0	-	0 0 0	220	13	0	3.55	1 3 0
RYAN MILLER	60	1	0	1.00	1 0 0	1642	59	2	2.16	12 11 5



ALL-TIME RECORD										
	GP	W	L	OT	PTS	GF	GA	SF	SA	PIM
DEVILS	162	75	78	8	159	465	514			
at New Jersey	80	44	31	4	93	235	220			
at Washington	82	31	47	4	66	230	294			

**2013-14 SUMMARY**

	GP	W	L	OT	PTS	GF	GA	SF	SA	PIM	PP	SHG
NEW JERSEY	4	3	1	0	6	9	123	104	24	34	3-15, 20.0%	0
WASHINGTON	4	1	2	1	3	9	104	123	34	34	0-11, 0.0%	0

DATE	GAME#	RES	SCORE	LOCATION	GOALTENDERS	W/D GOAL
12/21/13	37	W	5-4	@ Washington	BRODEUR/Holby	GREENE
01/24/14	52	W	2-1	@ DEVILS	SCHNEIDER/Neuirth	HENRIQUE
02/08/14	59	L	0-3	@ Washington	SCHNEIDER/Holby	Brouillette
04/04/14	77	W	2-1	@ DEVILS	SCHNEIDER/Halak	CARTER

**INDIVIDUAL SCORING vs. CAPITALS**

PLAYER	2013-14					WITH DEVILS					CAREER					
	GP	G	A	PTS	+/-	GP	G	A	PTS	+/-	GP	G	A	PTS	+/-	
STEVE BERNIER	3	0	0	0	-2	7	0	0	0	2	16	1	0	1	4	0
REID BOUCHER	1	0	0	0	0	1	0	0	0	0	1	0	0	0	0	0
DAMIEN BRUNNER	3	0	0	0	-2	0	0	0	0	0	3	0	0	0	0	0
MIKE CAMMALLERI	1	2	1	3	2	0	0	0	0	0	11	5	5	10	6	0
RYAN CARTER	3	1	0	0	0	8	1	0	0	6	13	2	0	2	0	8
SCOTT CLEMMENSEN	2	0	0	0	-3	0	0	0	0	0	22	0	0	0	0	0
RYANE CLOWE	2	0	0	0	0	2	0	0	0	0	10	4	2	6	0	0
PATRIK ELIAS	4	0	2	2	-3	59	21	35	56	32	59	21	35	56	32	0
ERIC GELINAS	3	0	1	1	0	3	0	1	1	0	3	0	1	1	0	0
STEPHEN GIONTA	3	1	0	1	-1	7	2	0	2	4	7	2	0	2	4	0
ANDY GREENE	4	1	2	3	1	24	2	5	7	14	24	2	5	7	14	0
PETER HARROLD	2	0	1	1	0	2	0	1	1	0	4	0	1	1	0	0
MARTIN HAVLAT	1	0	0	0	1	2	0	0	0	0	18	6	12	18	6	0
ADAM HENRIQUE	4	1	0	1	-2	10	2	3	5	0	10	2	3	5	0	0
JAROMIR JAGR	4	1	4	5	3	4	1	4	5	2	74	30	60	90	54	0
CAM JANSSEN	1	0	0	0	-1	1	0	0	1	0	12	1	0	1	29	0
JACOB JOSEFSON	1	0	0	0	0	6	1	1	2	8	4	0	1	1	2	0
ADAM LARSSON	1	0	0	0	0	2	0	0	0	0	6	1	1	2	8	0
JON MERRILL	2	0	0	0	-2	0	0	0	0	0	0	0	0	0	0	0
TUOMO RUUTU	4	1	1	2	1	4	10	1	1	0	30	8	7	15	20	0
MICHAEL RYDER	4	0	0	0	0	4	0	0	0	0	33	15	6	21	14	0
BRYCE SALVADOR	2	0	0	0	0	18	0	3	3	8	24	0	4	4	30	0
CORY SCHNEIDER	3	0	0	0	-1	3	0	0	0	0	3	0	0	0	0	0
TIM SESTITO	1	0	0	0	0	4	0	1	2	4	4	0	1	1	2	0
MIKE SISLO	1	0	0	0	0	1	0	0	0	0	1	0	0	0	0	0
MATTIAS TEDENBY	1	0	0	0	-2	8	1	1	2	2	8	1	1	2	2	0
JOE WHITNEY	1	0	0	0	0	1	0	0	0	0	1	0	0	0	0	0
TRAVIS ZAJAC	4	0	4	4	1	28	3	16	19	8	28	3	16	19	8	0
MAREK ZIDLICKY	4	2	1	3	2	8	2	4	6	6	14	6	6	12	14	0
DAINIUS ZUBRUS	4	1	1	2	0	24	4	8	12	6	48	8	14	22	17	0

Also with career statistics vs. Capitals: STEFAN MATTEAU (3-0-0-0-2 with Devils/3-0-0-0-2 career); ROD PELLEY (12-1-1-2-14/12-1-1-2-14); ALEXANDER URBOM (2-1-0-1-2/2-1-0-1-2).

**GOALTENDING HISTORY vs. CAPITALS**

GOALTENDER	2013-14					WITH DEVILS					CAREER				
	MIN	GA	SO	GAA	W L OT	MIN	GA	SO	GAA	W L OT	MIN	GA	SO	GAA	W L OT
SCOTT CLEMMENSEN	130	4	0	1.85	1 0 1	322	17	0	3.17	2 3 0	1036	63	0	3.65	5 7 3
CORY SCHNEIDER	179	3	0	1.01	2 1 0	179	3	0	1.01	2 1 0	179	3	0	1.01	2 1 0

YEAR	HOME			ROAD			TOTAL			GF-GA	SF-SA	PIM	PP/PPK
	W-L-O/T	W	L	W-L-O/T	W	L	W-L-O/T	W	L				
1982-83	0-2-1	0-4	0-4	0-6	1	18-29	181-233	139-129	3-23/8-28				
1983-84	0-3-1	0-2-1	0-5-2	13-26	139-224	165-161	5-29/8-32						
1984-85	2-0-1	0-4-0	2-4-1	17-25	166-225	84-92	8-38/7-29						
1985-86	1-3-0	0-3-0	1-6-0	20-32	175-216	143-110	7-34/9-43						
1986-87	1-2-0	0-4-0	1-6-0	20-31	198-183	147-162	3-29/4-27						
1987-88	1-3-0	1-2-0	2-5-0	22-28	180-193	96-90	5-28/5-26						
1988-89	2-1-0	2-2-0	4-3-0	35-30	216-233	395-345	9-34/14-49						
1989-90	2-2-0	1-2-0	3-4-0	25-27	206-227	126-114	5-26/5-32						
1990-91	3-0-0	0-4-0	3-4-0	17-22	195-215	109-167	1-23/5-33						
1991-92	1-3-0	2-0-0	2-3-0	25-29	200-205	146-165	2-26/6-27						
1992-93	2-1-0	3-1-0	2-2-0	25-29	209-226	185-150	6-36/10-47						
1993-94	1-1-0	2-1-0	3-2-0	18-15	154-142	204-180	3-27/6-26						
1994-95	1-0-1	2-0-0	3-0-1	11-6	99-100	86-110	2-13/0-17						
1995-96	3-0-0	2-0-0	5-0-0	14-5	141-108	103-147	3-26/1-18						
1996-97	2-1-0	1-1-1	3-2-1	13-15	182-152	75-122	3-27/3-17						
1997-98	2-0-0	0-2-1	2-2-1	8-10	134-125	61-69	2-18/0-13						
1998-99	1-2-0	2-0-0	3-2-0	12-8	146-103	70-78	2-19/3-19						
1999-00	1-1-0	0-2-0	1-3-0	11-15	141-94	37-39	2-12/3-11						
2000-01	1-1-0	1-1-0	2-2-0	14-14	132-98	34-40	3-17/4-14						
2001-02	1-1-0	1-1-0	2-2-0	9-13	126-84	16-30	0-13/2-6						
2002-03	2-0-0	1-1-0	3-1-0	10-6	136-89	27-47	3-20/1-10						
2003-04	2-0-0	0-1-1	2-1-1	8-6	152-81	39-59	4-24/2-12						
2005-06	2-0-0	2-0-0	4-0-0	18-10	123-97	44-70	8-28/2-15						
2006-07	1-1-0	2-0-0	3-1-0	13-10	118-126	40-42	4-15/1-13						
2007-08	1-1-0	1-1-0	2-2-0	7-10	93-115	38-42	2-15/3-13						
2008-09	1-1-0	1-1-0	2-2-0	13-16	137-110	30-28	3-14/6-15						
2009-10	2-0-0	1-1-0	3-1-0	12-10	114-130	28-44	3-17/1-9						
2010-11	1-1-0	0-2-0	1-3-0	8-15	125-99	68-67	2-14/1-13						
2011-12	1-1-0	2-0-0	3-1-0	13-8	100-85	28-32	2-16/0-14						
2012-13	1-0-0	1-1-0	2-1-0	7-9	94-73	32-42	2-15/5-11						
2013-14	2-0-0	1-1-0	3-1-0	9-9	123-104	24-34	3-15/0-11						
<b>TOTALS</b>	<b>44-32-4</b>	<b>31-47-4</b>	<b>75-79-8</b>	<b>465-514</b>	<b>4633-4495</b>	<b>2919-3007</b>	<b>110-691/125-654</b>						

**WASHINGTON CAPITALS**

VERIZON CENTER • WASHINGTON, D.C.  
(202) 266-2200 • Fax (202) 266-2360  
www.washingtoncaps.com




**Majority Owner, Chairman & CEO** ..... Ted Leonsis  
**Vice Chairman, COO & President** ..... Dick Patrick  
**Senior Vice President & General Manager** ..... Brian MacLellan  
**Assistant General Manager & Dir. of Legal Affairs** ..... Don Fishman  
**Head Coach** ..... Barry Trotz  
**Assistant Coaches** ..... Lane Lambert, Todd Reirden, Blaine Forsythe  
**Head Goaltending Coach** ..... Mitch Korn  
**Associate Goaltending Coach** ..... Scott Murray  
**Strength & Conditioning Coach** ..... Mark Nemish  
**Head Athletic Trainer** ..... Greg Smith  
**Head Equipment Manager** ..... Brock Myles  
**Senior Director, Communications** ..... Sergey Kocharov  
**Manager, Media Relations** ..... Pace Sagester  
**Television** ..... Comcast SportsNet  
**Radio** ..... WJFK (106.7 FM)



**TROTZ**

**2013-14 LEADERS**  
**Goals** ..... Alex Ovechkin, 51      **PIM** ..... Tom Wilson, 151  
**Assists** ..... Nicklas Backstrom, 61      **GAA** ..... Braden Holtby, 2.85  
**Points** ..... A. Ovechkin, N. Backstrom, 79      **Wins** ..... Braden Holtby, 23  
**+/-** ..... Joel Ward, +7      **ShO** ..... Braden Holtby, 4



**OVECHKIN**

**OTHER INFORMATION**  
**Leading Scorer vs. NJ** ..... Mike Gartner, 31g-25a-56pts  
**Leading Scorer vs. Wash.** ..... Patrik Elias, 21g-35a-56pts  
**Last Trade** ..... Devils obtained David Steckel, #2 2012 Draft Pick (later traded to Minnesota-Raphael Bussieres) for Jason Arnott (02/28/11)  
**Stanley Cups** ..... None  
**2014-15 Schedule vs. Wash.** ..... Dec. 6, Dec. 20 @ NJ; Oct. 16, Nov. 14, Mar. 26 @ Wash.

**INDIVIDUAL SCORING vs. DEVILS**

PLAYER	2013-14					CAREER				
	GP	G	A	PTS	+/-	GP	G	A	PTS	PIM
KARL ALZNER	4	0	1	1	0	16	0	6	3	2
NICKLAS BACKSTROM	4	0	3	3	4	26	3	17	20	12
JAY BEAGLE	4	0	0	0	-1	10	4	0	7	10
TROY BROUWER	4	1	1	2	0	16	1	4	8	16
JOHN CARLSON	4	0	0	0	0	11	2	6	8	16
CONNOR CARRICK	2	0	0	0	1	15	2	0	6	4
JASON CHIMERA	4	2	0	2	1	20	8	1	9	17
CHRIS CONNER	2	1	0	1	0	8	1	0	1	0
JOHN ERSKINE	2	0	1	1	2	28	1	7	8	55
ERIC FEHR	4	0	1	1	1	20	3	2	5	4
MIKE GREEN	3	0	1	1	0	3	23	6	7	13
BRADEN HOLTBY	2	0	0	0	-1	15	0	1	2	0
MARCUS JOHANSSON	4	0	0	0	0	6	1	1	2	0
TIM KENNEDY	1	0	0	0	0	1	1	1	2	0
EVGENY KUZNETSOV	1	0	0	0	0	0	1	0	0	0
BROOKS LAICH	2	0	0	0	1	0	3	7	7	14
KRIS NEWBURY	1	0	0	0	-1	31	0	0	0	2
MATT NISKANEN	4	1	1	2	3	19	2	4	6	4
STEVE OLEKSY	1	0	0	0	1	0	0	0	0	0
DMITRY ORLOV	4	0	0	0	0	5	6	0	7	0
BROOKS ORPKI	3	0	0	0	1	2	1	2	3	38
ALEXANDER OVECHKIN	3	2	1	3	3	32	15	22	37	10
DUSTIN PENNER	0	0	0	0	0	0	1	1	2	0
AARON VOLPATTI	2	0	0	0	0	2	1	0	0	10
JOEL WARD	4	1	1	2	0	6	7	1	2	3
CASEY WELLMAN	1	0	0	0	0	0	2	1	0	0
PATRICK WEY	1	0	1	1	2	0	1	1		



**WINNIPEG JETS**

MTS CENTRE • WINNIPEG, MAN.  
(204) 987-7825 • Fax (204) 926-5555  
www.winnipegjets.com



**MAURICE**



**BYFUGLIEN**

**Ownership** ..... True North Sports & Entertainment, Ltd.  
**Chairman & Governor** ..... Mark Chipman  
**President & CEO** ..... Jim Ludlow  
**Executive VP & General Manager** ..... Kevin Cheveldayoff  
**Sr. VP, Dir., Hockey Ops. & Assistant GM** ..... Craig Heisinger  
**Assistant General Manager** ..... Larry Simmons  
**Head Coach** ..... Paul Maurice  
**Assistant Coaches** ..... Charlie Huddy, Pascal Vincent  
**Goaltending Coach** ..... Wade Flaherty  
**Head Athletic Therapist** ..... Rob Milette  
**Head Equipment Manager** ..... Jason McMaster  
**Senior Director, Corporate Communications** ..... Scott Brown  
**Communications Coordinator** ..... Kalen Qually  
**Television** ..... TSN Jets  
**Radio** ..... Sports Radio (1290 AM)

**2013-14 LEADERS**  
**Goals** ..... Blake Wheeler, 28      **PIM** ..... Mark Stuart, 101  
**Assists** ..... B. Little, B. Wheeler, 41      **GAA** ..... Al Montoya, 2.30  
**Points** ..... Blake Wheeler, 69      **Wins** ..... Ondrej Pavelec, 22  
**+/-** ..... Mark Stuart, +11      **ShO** ..... Al Montoya, 2

**OTHER INFORMATION**  
**Leading Scorer vs. NJ** ..... Ilya Kovalchuk, 15g-9a-24pts  
**Leading Scorer vs. Wpg./Atl.** ..... Patrik Elias, 19g-23a-42pts  
**Last Trade** ..... Devils obtained Alexei Ponikarovsky for #7 2013 Draft Pick (Brenden Kichton), #4 2014 Draft Pick (Nelson Nogie) (02/13/13)

**Stanley Cups** ..... None  
**2014-15 Schedule vs. Wpg.** ..... Oct. 30 @ NJ; Nov. 18 @ Wpg.



**ALL-TIME RECORD**

DEVILS	GP	W	L	O/T	OTL	PTS	GF	GA
at New Jersey	53	30	15	8	0	68	160	124
at Winnipeg/Atl.	27	15	8	4	0	34	78	61
	26	15	7	4	0	34	82	63

**2013-14 SUMMARY**

NEW JERSEY	GP	W	L	OT	PTS	GF	G	SF	SA	PIM	PP	SHG
WINNIPEG	2	0	2	0	0	1	6	50	57	12	0-7, 0.0%	0
	2	2	0	0	4	6	1	57	50	16	0-5, 0.0%	0

DATE	GAME#	RES	SCORE	LOCATION	GOALTENDERS	W/D GOAL
10/13/13	6	L	0-3	@ Winnipeg	SCHNEIDER/Montoya	Kane
11/25/13	24	L	1-3	@ DEVILS	BRODEUR/Pavelec	Kane

**INDIVIDUAL SCORING vs. JETS/THRASHERS**

PLAYER	2013-14						WITH DEVILS				CAREER						
	GP	G	A	PTS	+/-	PIM	GP	G	A	PTS	PIM	GP	G	A	PTS	PIM	
STEVE BERNIER	2	0	1	1	1	0	6	5	1	2	2	13	1	2	3	2	
DAMIEN BRUNNER	2	0	0	0	1	2	0	2	0	0	2	2	0	0	0	2	
MIKE CAMMALLERI	1	1	1	2	0	0	3	-	-	-	-	16	4	8	12	6	
RYAN CARTER	1	0	0	0	0	0	0	6	1	0	1	7	9	1	1	9	
RYANE CLOWE	1	0	0	0	1	0	1	1	0	0	0	6	2	1	3	0	
PATRIK ELIAS	2	1	0	1	1	0	4	46	19	23	42	40	46	19	23	42	40
ERIC GELINAS	1	0	0	0	1	2	3	1	0	0	2	1	0	0	0	2	
STEPHEN GIONTA	1	0	0	0	0	2	1	4	1	0	1	4	4	1	0	4	
ANDY GREENE	2	0	1	1	3	0	3	20	0	3	3	2	20	0	3	3	2
PETER HARROLD	2	0	0	0	1	0	3	3	0	0	0	0	5	0	0	0	
MARTIN HAVLAT	2	0	2	2	0	0	4	-	-	-	-	19	6	10	16	15	
ADAM HENRIQUE	2	0	0	0	0	0	2	7	3	0	3	0	7	3	0	3	
JAROMIR JAGR	2	0	0	0	3	0	8	2	0	0	0	40	22	29	51	30	
CAM JANSEN	1	0	0	0	0	0	0	7	0	0	0	7	9	0	0	7	
JACOB JOSEFSON	1	0	0	0	0	0	2	5	1	0	1	0	5	1	0	1	
ADAM LARSSON	1	0	0	0	1	0	0	8	0	4	4	0	8	0	4	0	
JON MERRILL	1	0	0	0	0	0	2	1	0	0	0	0	1	0	0	0	
TUOMO RUUTU	1	0	1	1	1	0	0	-	-	-	-	29	9	13	22	31	
MICHAEL RYDER	2	0	0	0	2	0	3	2	0	0	0	0	32	16	12	28	
BRYCE SALVADOR	1	0	0	0	0	2	0	16	0	4	4	8	23	0	4	15	
CORY SCHNEIDER	1	0	0	0	-	0	0	1	0	0	0	0	2	0	0	0	
TRAVIS ZAJAC	2	0	0	0	4	0	3	25	8	9	17	15	25	8	9	17	
MAREK ZIDLICKY	2	0	0	0	4	0	1	5	0	0	0	2	8	0	3	6	
DAINIUS ZUBRUS	2	0	0	0	5	4	2	20	0	11	11	12	51	14	22	36	

Also with career statistics vs. Jets/Thrashers: SCOTT CLEMMENSEN (2-0-0-0-0 with Devils/11-0-0-0-0 career); STEFAN MATTEAU (1-0-0-0-0/1-0-0-0-0); ROD PELLEY (11-2-0-2-0/12-2-0-2-0); TIM SESTITO (4-0-0-0-5/4-0-0-0-5); MATTIAS TEENBY (6-0-1-1-2/6-0-1-1-2); SCOTT TIMMINS (-----/2-0-0-0-2).

**GOALTENDING HISTORY vs. JETS/THRASHERS**

GOALTENDER	2013-14					WITH DEVILS					CAREER				
	MIN	GA	SO	GAA	W L OT	MIN	GA	SO	GAA	W L OT	MIN	GA	SO	GAA	W L OT
SCOTT CLEMMENSEN	0	0	0	-	0 0 0	100	3	1	1.80	1 1 0	539	22	1	2.45	3 3 2
CORY SCHNEIDER	59	2	0	2.03	0 1 0	59	2	0	2.03	0 1 0	119	4	0	2.02	1 1 0

**INDIVIDUAL SCORING vs. DEVILS**

PLAYER	GP	G	2013-14			S	GP	CAREER			
			A	PTS	+/-			G	A	PTS	PIM
ZACH BOGOSIAN	1	0	0	0	2	2	15	1	3	4	6
JULIEN BROUILLETTE	2	1	0	1	1	0	2	1	0	1	0
DUSTIN BYFUGLIEN	2	0	2	2	3	2	4	15	2	9	11
GRANT CLITSOME	1	0	0	0	0	0	1	6	1	1	2
KEATON ELLERBY	1	0	0	0	1	-	0	7	0	1	1
TOBIAS ENSTROM	2	0	0	0	3	0	1	20	1	7	8
MICHAEL FROLIK	2	0	3	3	2	0	2	13	4	7	11
T.J. GALIARDI	2	0	0	0	1	-	0	5	3	1	4
MATT HALISCHUK	2	0	0	0	0	0	1	3	0	0	0
EVANDER KANE	2	3	0	3	4	0	14	17	9	2	11
ANDREW LADD	2	1	0	1	1	2	5	25	7	5	12
BRYAN LITTLE	2	0	2	2	1	0	3	22	0	10	10
ONDREJ PAVELEC	1	0	0	0	-	0	0	14	0	0	0
MATHIEU PERREAULT	2	1	1	2	3	0	6	10	3	3	6
PAUL POSTMA	1	0	0	0	1	2	0	4	0	1	1
MARK SCHEIFELE	2	1	0	1	1	0	3	2	1	0	1
JIM SLATER	1	0	1	1	1	0	3	27	2	2	4
MARK STUART	2	0	1	1	0	0	1	25	2	5	7
ERIC TANGRADI	2	0	0	0	0	0	1	7	0	1	1
CHRIS THORBURN	1	0	0	0	0	0	0	25	3	4	7
JACOB TROUBA	2	0	0	0	2	0	4	2	0	0	0
BLAKE WHEELER	2	0	0	0	0	0	6	20	5	3	8
JAMES WRIGHT	2	0	0	0	0	2	2	9	0	0	0

Also with career statistics vs. Devils: PATRICE CORMIER (1-0-0-0-0); CARL KLINGBERG (1-0-0-0-0); ARTURS KULDA (1-0-0-0-0); ADAM PARDY (3-0-0-0-0); ANTHONY PELUSO (2-0-0-0-5).

**GOALTENDING HISTORY vs. DEVILS**

GOALTENDER	MIN	2013-14					MIN	CAREER						
		GA	SO	GAA	W	L		OT	GA	SO	GAA	W	L	O/T
ONDREJ PAVELEC	60	1	0	1.00	1	0	0	778	28	0	2.16	6	3	3

**OPPONENTS' RECORDS VS. DEVILS**

<b>Most Goals vs. Devils, Single Season</b> 12 - Mario Lemieux (1988-89) 9 - Pierre Turgeon (1992-93) 8 - Mike Bossy (1985-86)	<b>Most Goals vs. Devils, Career</b> 50 - Mike Gartner 47 - Mario Lemieux 37 - Pat LaFontaine
<b>Most Assists vs. Devils, Single Season</b> 15 - Mario Lemieux (1992-93) 14 - Mike Bossy (1983-84) 12 - Mario Lemieux (1986-87)	<b>Most Assists vs. Devils, Career</b> 88 - Mario Lemieux 70 - Wayne Gretzky 52 - Ron Francis
<b>Most Points vs. Devils, Single Season</b> 21 - Mario Lemieux (6g-15a), (1992-93) 20 - Mario Lemieux (12g-8a), (1988-89) 17 - Mike Bossy (3g-14a), (1983-84)	<b>Most Points vs. Devils, Career</b> 135 - Mario Lemieux (47g-88a) 95 - Wayne Gretzky (25g-70a) 92 - Mike Gartner (50g-42a)





*Travis Zajac appeared in a Devils' record 401 consecutive games from Oct. 26, 2006 through Apr. 10, 2011.*

**NATIONAL HOCKEY LEAGUE**

**New York**  
 185 Avenue of the Americas; 53E  
 New York, NY 10036  
 212-789-2000

**Montréal**  
 1800 McGill College Avenue, Suite 2600  
 Montréal, Québec, H3A 3J6  
 514-841-9220

**Toronto**  
 50 Bank Street, 11th Floor  
 Toronto, Ontario, M5J 2X8  
 416-359-7900

**Executive**

Communications: [EE;A@7D](mailto:EE;A@7D)  
 Deputy Commissioner: [7D](mailto:7D)  
 Chief of Hockey Operations: [7D3F](mailto:7D3F)  
 Executive Vice President of Hockey Operations: [7D](mailto:7D)

**Hockey Operations**

Vice President of Hockey Operations: [7D](mailto:7D)

**Communications**

Executive Vice President, Communications: [7D](mailto:7D)  
 Group Vice President, Communications & Player Development: [7D](mailto:7D)  
 Group Vice President, Event Communications & Player Development: [7D](mailto:7D)  
 Director, News Services: [7D](mailto:7D)  
 Director, Event Communications & Player Development: [7D](mailto:7D)  
 Director, Communications: [7D](mailto:7D)  
 Coordinator, Communications: [7D](mailto:7D)  
 Coordinator, Event Communications & Player Development: [7D](mailto:7D)

**BLOWING THE WHISTLE**

Vice President & Director of Off-Ice Operations: [7D](mailto:7D)

**REFEREES**

- Mike Kelly
- Wes McCauley
- Chris Charr
- Francis Charr
- Dave Kelly
- Dan Kelly
- Paul Kelly
- Kelly Kelly
- St. Pie
- Dan Kelly
- Dennis LaRue
- Jean Hebert
- Brian Pochmar
- Frederick L'Ecuyer
- Greg Kimmer
- Gord Dwyer
- Peel
- Ghislain Hebert
- Brad Kelly
- Graham Kelly

**LINESMEN**

- Marc Kelly
- Rob Kelly
- Eric Furlat
- Chris Lee
- Ian Walsh
- A? Kowal
- #7H: Pollock
- Brad Kelly
- Dean Kelly
- Kyle Kelly
- Francois Kelly
- Steve Kelly
- Mark Kelly
- Darcy Burchell
- A? Chmiel
- #7H: Nicholson
- Jon Kelly
- Dave Kelly
- Devor Hanso
- Garrett Kelly
- A? Kelly

- Greg Kelly
- Shane Kelly
- Mark Kelly
- Jay Kelly
- F7H: Barton
- Dent Knorr
- 7D: Racicot
- Darren Kelly
- 5AF: Griscoll
- Derek Nansen
- Brad Kovachik
- 3G9:3 n Rody
- SA@: Camer
- Derek Amell
- %:5:71 Corm;7D
- m Nowak
- Brian Mach
- Kiel Kelly
- AD Nelson
- \*K3@Galloway
- %3F MacPherEA
- Anthony Sericolo
- Brad Lazarowich
- Mike Cvik
- Steve Kelly
- Andy McElman
- Don Kelly
- %3D Shewchuk
- Brian Kelly
- Bryan Panchich
- Jonny Kelly
- David Brisebois
- Jean Kelly
- John Kelly

**YEAR-BY-YEAR**

SEASON	GP	W	L	O/T	OTL	PTS	PCT	GF	GA	FINISH
1982-83	80	17	49	14	—	48	.300	230	338	5
1983-84	80	17	56	7	—	41	.256	231	350	5
1984-85	80	22	48	10	—	54	.338	264	346	5
1985-86	80	28	49	3	—	59	.369	300	374	6
1986-87	80	29	45	6	—	66	.400	293	368	6
1987-88	80	38	36	6	—	82	.513	295	296	4
1988-89	80	27	41	12	—	66	.413	281	325	5
1989-90	80	37	32	3	—	83	.519	295	288	2
1991-92	80	38	31	11	—	79	.494	272	264	4
1992-93	84	40	37	7	—	87	.518	308	299	4
1993-94	84	47	25	12	—	106	.631	306	220	*2/3
1994-95	48	22	18	8	—	82	.542	136	121	*2/5
1995-96	82	37	33	12	—	86	.524	215	202	*6/9
1996-97	82	45	23	14	—	104	.634	231	182	*1/1
1997-98	82	48	23	11	—	107	.652	225	166	*1/1
1998-99	82	47	24	11	—	105	.640	248	196	*1/1
1999-00	82	45	24	8	5	103	.628	251	203	*2/4
2000-01	82	48	19	12	3	111	.677	295	195	*1/1
2001-02	82	41	28	9	4	95	.579	205	187	*3/6
2002-03	82	46	20	10	6	108	.659	216	166	*1/2
2003-04	82	43	25	12	2	100	.610	213	164	*2/6
2005-06	82	46	27	9	—	101	.616	242	229	*1/3
2006-07	82	49	24	9	—	107	.652	216	201	*1/2
2007-08	82	46	29	7	—	99	.604	206	197	*2/4
2008-09	82	51	27	4	—	106	.646	244	209	*1/3
2009-10	82	48	27	7	—	103	.628	222	191	*1/2
2010-11	82	38	39	5	—	81	.494	174	209	*4/11
2011-12	82	48	28	6	—	102	.622	228	209	*4/6
2012-13	48	19	19	10	—	48	.500	112	129	*5/11
2013-14	82	35	29	18	—	88	.537	197	208	*6/10
<b>TOTALS</b>	<b>2458</b>	<b>1174</b>	<b>970</b>	<b>294</b>	<b>20</b>	<b>2662</b>	<b>.541</b>	<b>7440</b>	<b>7291</b>	<b>-</b>

**HOME/AWAY**

SEASON	GP	W	HOME			AWAY			GF	GA						
			L	O/T	PTS	L	O/T	PTS								
1982-83	40	11	20	9	31	124	156	40	6	29	5	17	106	182		
1983-84	40	10	28	2	22	114	167	40	7	28	5	19	117	183		
1984-85	40	13	21	6	32	138	158	40	9	27	4	22	126	188		
1985-86	40	17	2	—	36	156	170	40	11	28	1	23	144	204		
1986-87	40	20	17	3	43	155	164	40	9	28	3	21	138	204		
1987-88	40	23	16	1	47	151	132	40	15	20	5	35	144	164		
1988-89	40	17	18	5	39	143	149	40	10	23	7	27	138	176		
1989-90	40	22	15	3	47	140	123	40	15	19	6	36	155	165		
1990-91	40	23	10	7	53	147	115	40	9	23	8	26	125	149		
1991-92	40	24	12	4	52	155	115	40	14	19	7	35	134	144		
1992-93	42	24	14	4	52	165	131	42	16	23	3	35	143	168		
1993-94	42	29	11	2	60	160	99	42	18	14	10	46	146	121		
1994-95	24	14	4	6	34	78	50	24	8	14	2	18	58	71		
1995-96	41	22	17	2	46	120	94	41	15	16	10	40	95	108		
1996-97	41	23	9	9	55	119	85	41	22	14	5	49	112	97		
1997-98	41	29	10	2	60	131	86	41	19	13	9	47	94	80		
1998-99	41	19	14	8	46	123	102	41	28	10	3	59	125	94		
1999-00	41	28	9	3	60	133	92	41	17	15	5	43	118	111		
2000-01	41	24	11	6	54	145	92	41	24	8	6	57	150	103		
2001-02	41	25	13	4	50	112	88	41	19	16	5	45	93	99		
2002-03	41	25	11	3	50	121	85	41	21	9	7	53	95	81		
2003-04	41	22	13	3	50	107	87	41	21	12	7	50	106	77		
2005-06	41	27	11	3	57	125	105	41	19	16	6	44	117	124		
2006-07	41	25	10	6	56	107	99	41	24	14	3	51	109	102		
2007-08	41	25	14	2	52	110	95	41	21	15	5	47	96	102		
2008-09	41	28	12	1	57	137	98	41	23	15	3	49	107	111		
2009-10	41	27	10	4	58	124	89	41	21	17	3	45	98	102		
2010-11	41	22	16	3	47	94	101	41	16	23	2	34	80	108		
2011-12	41	24	13	4	52	119	106	41	24	15	2	50	109	103		
2012-13	24	13	9	2	28	66	59	24	6	10	8	20	46	70		
2013-14	41	21	11	9	51	105	92	41	14	18	9	37	92	116		
<b>TOTALS</b>	<b>1229</b>	<b>673</b>	<b>420</b>	<b>130</b>	<b>6</b>	<b>1482</b>	<b>3924</b>	<b>3384</b>	<b>1229</b>	<b>501</b>	<b>550</b>	<b>164</b>	<b>14</b>	<b>1180</b>	<b>3516</b>	<b>3907</b>

**DIVISIONAL**

SEASON	GP	W	OWN DIVISION			OTHER DIVISIONS			GF	GA					
			L	O/T	PTS	L	O/T	PTS							
1982-83	35	8	22	5	—	21	96	146	45	9	27	9	27	134	192
1983-84	35	4	28	3	—	11	87	153	45	13	28	4	30	146	197
1984-85	35	10	18	3	—	31	127	144	45	8	30	7	33	137	202
1985-86	35	10	24	1	—	21	118	160	45	8	25	7	38	182	214
1986-87	35	13	21	1	—	27	133	171	45	18	24	5	37	160	197
1987-88	35	19	14	2	—	40	141	124	45	19	22	4	42	154	172
1988-89	35	12	19	4	—	28	130	151	45	15	22	8	38	151	174
1989-90	35	18	12	5	—	41	140	118	45	19	22	4	42	155	170
1990-91	35	13	16	6	—	32	117	126	45	19	17	9	47	155	138
1991-92	35	14	16	5	—	33	120	126	45	24	15	6	54	169	133
1992-93	37	18	17	2	—	38	125	141	47	22	20	5	49	183	158
1993-94	31	17	11	3	—	37	101	91	53	30	14	9	69	205	129
1994-95	24	12	8	4	—	28	72	55	24	10	10	4	24	64	66
1995-96	32	19	10	3	—	41	90	70	50	18	23	9	45	125	132
1996-97	32	14	12	6	—	34	78	77	50	31	11	8	70	153	105

**DIVISIONAL (cont.)**

SEASON	GP	W	OWN DIVISION			OTHER DIVISIONS			GF	GA						
			L	O/T	PTS	L	O/T	PTS								
1997-98	32	21	6	5	—	47	101	64	50	27	17	6	60	124	102	
1998-99	20	15	4	1	—	31	71	55	62	32	20	10	—	74	177	141
1999-00	20	13	5	2	0	28	67	46	62	32	19	6	5	75	184	157
2000-01	20	7	5	7	1	22	65	47	62	41	14	5	2	89	230	148
2001-02	20	10	7	2	1	23	51	54	62	31	21	7	3	72	154	133
2002-03	20	13	2	5	0	31	61	35	62	33	18	5	6	77	155	131
2003-04	24	14	7	2	1	31	68	45	58	29	18	10	1	69	145	119
2005-06	32	16	12	4	—	36	84	83	50	30	15	5	—	65	158	146
2006-07	32	23	6	3	—	49	90	69	50	26	18	3	—	58	126	132
2007-08	32	13	15	4	—	30	70	87	50	33	14	3	—	69	136	110
2008-09	24	13	10	1	—	27	63	69	58	38	17	3	—	79	181	140
2009-10	24	14	8	2	—	30	73	57	58	37	19	5	—	73	149	138
2010-11	24	11	12	1	—	23	46	57	58	27	27	4	—	56	128	152
2011-12	18	10	6	2	—	22	44	42	30	9	13	8	—	26	68	87
2013-14	30	16	9	5	—	37	79	71	52	19	20	13	—	51	118	137
<b>TOTALS</b>	<b>902</b>	<b>427</b>	<b>373</b>	<b>99</b>	<b>3</b>	<b>956</b>	<b>2762</b>	<b>2787</b>	<b>1556</b>	<b>747</b>	<b>597</b>	<b>195</b>	<b>17</b>	<b>1706</b>	<b>4678</b>	<b>4504</b>

**MONTH-BY-MONTH**

Season	October	November	December	January	February	March	April
1982-83	3-6=3=9	1-10=4=6	4-9=0=6	4-6=4=12	1-8=2=4	4-10=0=8	1-0=1=3
1983-84	1-10=0=2	2-10=0=4	3-7=3=9	3-9=1=7	3-9=1=7	4-10=1=9	0-1=0=0
1984-85	3-6=0=6	4-6=2=10	5-8=2=12	3-9=1=7	3-6=3=9	4-10=1=9	0-3=1=1
1985-86	4-5=1=9	5-6=0=10	4-10=0=8	2-11=1=5	4-6=1=9	7-10=0=14	2-1=0=4
1986-87	6-4=0=12	5-6=2=10	5-8=1=11	5-9=2=12	3-6=0=6	5-10=1=11	0-3=0=0
1987-88	7-3=0=14	6-6=3=15	5-8=1=11	5-8=1=11	5-8=0=10	8-4=1=17	2-0=0=4
1988-89	4-6=1=9	4-6=3=11	5-7=3=13				



**DEVILS (1982-2014)**

**GAMES PLAYED**

1. Ken Daneyko	1283
2. Martin Brodeur	1259
<b>3. PATRIK ELIAS</b>	<b>1155</b>
4. Scott Stevens	956
5. John MacLean	934
6. Scott Niedermayer	892
7. Jay Pandolfo	819
8. Bobby Holik	786
9. Sergei Brylin	765
10. Randy McKay	760

**GOALS**

<b>1. PATRIK ELIAS</b>	<b>393</b>
2. John MacLean	347
3. Bobby Holik	202
4. Zach Parise	194
5. Kirk Muller	185
6. Pat Verbeek	170
7. Petr Sykora	166
8. Brian Gionta	152
9. Randy McKay	151
10. Two players with	147

**ASSISTS**

<b>1. PATRIK ELIAS</b>	<b>590</b>
2. Scott Niedermayer	364
3. John MacLean	354
4. Scott Stevens	337
5. Kirk Muller	335
6. Scott Gomez	334
7. Bruce Driver	316
8. Aaron Broten	283
9. Bobby Holik	270
10. Brian Rafalski	267

**POINTS**

<b>1. PATRIK ELIAS</b>	<b>983</b>
2. John MacLean	701
3. Kirk Muller	520
4. Scott Niedermayer	476
5. Bobby Holik	472
6. Scott Gomez	450
7. Aaron Broten	430
8. Scott Stevens	430
9. Zach Parise	410
10. Bruce Driver	399

**PENALTY MINUTES**

1. Ken Daneyko	2519
2. Randy McKay	1418
3. John MacLean	1168
4. Scott Stevens	1007
5. Pat Verbeek	943
6. Joe Cirella	886
7. Bobby Holik	863
8. Colin White	848
9. David Clarkson	770
10. Krzysztof Oliwa	724

**GAMES PLAYED**

1. Martin Brodeur	1259
2. Chris Terrieri	302
3. Glenn Resch	198

**MINUTES**

1. Martin Brodeur	74083
2. Chris Terrieri	16561
3. Glenn Resch	10953

**SHUTOUTS**

1. Martin Brodeur	124
2. Johan Hedberg	8
3. Chris Terrieri	7

**GAA (2 SEASONS MINIMUM)**

1. Martin Brodeur	2.24
2. Johan Hedberg	2.42
<b>3. SCOTT CLEMMENSEN</b>	<b>2.54</b>

**WINS**

1. Martin Brodeur	688
2. Chris Terrieri	118
3. Sean Burke	62

**TIES/OT**

1. Martin Brodeur	154
2. Chris Terrieri	34
3. Sean Burke	23

Current Devils in **BOLD CAPS**.

**FRANCHISE (1974-2014)**

**GAMES PLAYED**

1. Ken Daneyko	1283
2. Martin Brodeur	1259
<b>3. PATRIK ELIAS</b>	<b>1155</b>
4. Scott Stevens	956
5. John MacLean	934
6. Scott Niedermayer	892
7. Jay Pandolfo	819
8. Bobby Holik	786
9. Sergei Brylin	765
10. Randy McKay	760

**GOALS**

<b>1. PATRIK ELIAS</b>	<b>393</b>
2. John MacLean	347
3. Bobby Holik	202
4. Zach Parise	194
5. Kirk Muller	185
6. Pat Verbeek	170
7. Petr Sykora	166
8. Aaron Broten	162
9. Wilf Paiement	153
10. Brian Gionta	152

**ASSISTS**

<b>1. PATRIK ELIAS</b>	<b>590</b>
2. Scott Niedermayer	364
3. John MacLean	354
4. Scott Stevens	337
5. Kirk Muller	335
6. Scott Gomez	334
7. Bruce Driver	316
8. Aaron Broten	307
9. Bobby Holik	270
10. Brian Rafalski	267

**POINTS**

<b>1. PATRIK ELIAS</b>	<b>983</b>
2. John MacLean	701
3. Kirk Muller	520
4. Scott Niedermayer	476
5. Bobby Holik	472
6. Aaron Broten	469
7. Scott Gomez	450
8. Scott Stevens	430
9. Zach Parise	410
10. Bruce Driver	399

**PENALTY MINUTES**

1. Ken Daneyko	2519
2. Randy McKay	1418
3. John MacLean	1168
4. Scott Stevens	1007
5. Pat Verbeek	943
6. Joe Cirella	938
7. Bobby Holik	863
8. Colin White	848
9. David Clarkson	770
10. Krzysztof Oliwa	724

**GOALTENDING**

**GAMES PLAYED**

1. Martin Brodeur	1259
2. Chris Terrieri	302
3. Glenn Resch	267

**MINUTES**

1. Martin Brodeur	74083
2. Chris Terrieri	16561
3. Glenn Resch	14826

**SHUTOUTS**

1. Martin Brodeur	124
2. Johan Hedberg	8
3. Chris Terrieri	7

**GAA (2 SEASONS MINIMUM)**

1. Martin Brodeur	2.24
2. Johan Hedberg	2.42
<b>3. SCOTT CLEMMENSEN</b>	<b>2.54</b>

**WINS**

1. Martin Brodeur	688
2. Chris Terrieri	118
3. Glenn Resch	67

**TIES/OT**

1. Martin Brodeur	154
2. Chris Terrieri	34
3. Glenn Resch	33

**DEVILS' SINGLE SEASON**

**GAMES PLAYED**

1. Ken Daneyko (1992-93)	84
2. Scott Stevens (1993-94)	83
Bruce Driver (1992-93)	83
4. 52 players with	82

**GOALS**

1. Brian Gionta (2005-06)	48
2. Pat Verbeek (1987-88)	46
3. John MacLean (1990-91)	45
4. Zach Parise (2008-09)	45
5. Alexander Mogilny (2000-01)	43
6. John MacLean (1988-89)	42
7. Claude Lemieux (1991-92)	41
John MacLean (1989-90)	41
<b>9. PATRIK ELIAS (2000-01)</b>	<b>40</b>
10. Three players with	38

**ASSISTS**

1. Scott Stevens (1993-94)	60
2. Aaron Broten (1987-88)	57
Kirk Muller (1987-88)	57
4. Scott Gomez (2003-04)	56
Kirk Muller (1989-90)	56
<b>PATRIK ELIAS (2000-01)</b>	<b>56</b>
7. Bruce Driver	53
<b>8. PATRIK ELIAS (2011-12)</b>	<b>52</b>
9. Four players with	51

**POINTS**

<b>1. PATRIK ELIAS (2000-01)</b>	<b>96</b>
2. Zach Parise (2008-09)	94
Kirk Muller (1987-88)	94
4. Brian Gionta (2005-06)	89
5. John MacLean (1988-89)	87
6. Kirk Muller (1989-90)	86
7. Scott Gomez (2005-06)	84
8. Alexander Mogilny (2000-01)	83
Ilya Kovalchuk (2011-12)	83
Aaron Broten (1987-88)	83

**PENALTY MINUTES**

1. Krzysztof Oliwa (1997-98)	295
2. Ken Daneyko (1988-89)	283
3. David Maley (1988-89)	249
Ken Daneyko (1990-91)	249
5. Pat Verbeek	246
6. Randy McKay (1993-94)	244
7. Krzysztof Oliwa (1998-99)	240
8. Ken Daneyko (1987-88)	239
9. Mike Peluso (1993-94)	238
10. Ken Daneyko (1992-93)	236

**GAMES PLAYED**

1. Martin Brodeur (2006-07)	78
2. Brodeur three times with	77

**MINUTES**

1. Martin Brodeur (2006-07)	4697
2. Martin Brodeur (2007-08)	4635
3. Martin Brodeur (2003-04)	4555

**SHUTOUTS**

1. Martin Brodeur (2006-07)	12
2. Martin Brodeur (2003-04)	11
3. Brodeur two times with	10

**GAA (26 GPI)**

1. Martin Brodeur (1996-97)	1.88
2. Martin Brodeur (1997-98)	1.89
<b>3. CORY SCHNEIDER (2013-14)</b>	<b>1.97</b>

**WINS**

1. Martin Brodeur (2006-07)	48
2. Martin Brodeur (2009-10)	45
3. Martin Brodeur (2007-08)	44

**TIES/OT**

1. Martin Brodeur (1996-97)	13
2. Three players with	12

**SEASON**

1982-83	
1983-84	
1984-85	
1985-86	
1986-87	
1987-88	
1988-89	
1989-90	
1990-91	
1991-92	
1992-93	
1993-94	
1994-95	
1995-96	
1996-97	
1997-98	
1998-99	
1999-00	
2000-01	
2001-02	
2002-03	
2003-04	
2004-05	
2005-06	
2006-07	
2007-08	
2008-09	
2009-10	
2010-11	
2011-12	
2012-13	
2013-14	

**GOALS**

Tambellini	25
Bridgman	23
Gagne	24
Adams	35
Verbeek	35
Verbeek	46
MacLean	42
MacLean	41
MacLean	45
Lemieux	41
Richer	38
MacLean	37
Richer	23
Thomas	26
Guerin	29
MacLean	29
Holik	29
Sykora	29
Elias	35
Mogilny	43
Elias	29
Elias	28
Elias	38
Gionta	48
Parise	31
Parise	32
Parise	45
Parise	38
Kovalchuk	31
Kovalchuk	37
Clarkson	15
Henrique	25

**PPG**

Lever	9
Bridgman	9
Broten, A.	10
Adams	10
Verbeek	17
Muller	17
MacLean	14
MacLean	10
MacLean	19
Lemieux	13
Lemieux	13
MacLean	8
Zelepukin	8
Guerin	4
Niedermayer	4
Sykora	8
Guerin	8
Niedermayer	11
Sykora	15
Elias	9
Mogilny	12
McKay	12
Arnott	8
Elias	8
Elias	6
Niedermayer	9
Elias	9
Gionta	24
Langenbrunner	12
Parise	10
Parise	14
Parise	9
Kovalchuk	9
Kovalchuk	10
Clarkson	6
Zidlicky	8

**SHG**

Lever	3
McAdam	2
Bridgman	3
five with	1
Brickley	3
Brown	4
seven with	1
MacLean	3
Brown	3
three with	2
Chorske	3
Pellerin	2
Richer	3
Richer	2
Richer	4
Rolston	2
Rolston	2
Rolston	5
Madden	6
Madden	3
Elias	3
Pandolfo	1
Elias	1
Madden	2
Elias	3
three with	1
four with	1
Madden	3
Gionta	3
Langenbrunner	3
Langenbrunner	2
three with	1
Henrique	4
Kovalchuk	4
Henrique	3

**POINTS**

Broten, A.	55
Bridgman	61
Bridgman	61
Adams	77
Broten, A.	79
Muller	94
MacLean	87
Muller	86
MacLean	78
Lemieux	68
Lemieux	81
Stevens	78
Richer	39
Thomas	61
Holik	62
Holik	65
Sykora	72
Elias	72
Elias	96
Elias	61
Elias	57
Elias	81
Gionta	89
Elias	69
Parise	65
Parise	94
Parise	82
Parise	93
Elias	62
Kovalchuk	83
Elias	36
Jagr	67
GAA	3.98
Resch	4.18
Low	3.84
Resch	4.27
Chevrier	4.32
Sauve	3.56
Burke	3.84
Terreri	3.41
Terreri	2.91
Billington	3.04
Terreri	3.39
Brodeur	2.40
Brodeur	2.45
Brodeur	2.34
Brodeur	1.88
Brodeur	1.89
Brodeur	2.29
Brodeur	2.24
Brodeur	2.32
Brodeur	2.15
Brodeur	2.02
Brodeur	2.03
Brodeur	2.57
Brodeur	2.18
Brodeur	2.17
Clemmensen	2.39
Brodeur	2.24
Hedberg	2.38
Hedberg	2.23
Brodeur	2.22
Schneider	1.97

**PIM**

Vautour	136
Verbeek	158
Verbeek	162
Cirella	147
Daneyko	183
Daneyko	239
Daneyko	283
Daneyko	219
Daneyko	249
McKay	246
Daneyko	236
McKay	244
Peluso	167
Peluso	146
Odelein	110
Oliwa	295
Oliwa	240
Oliwa	184
White	155
White	133
Stevenson	115
White	96
Janssen	91
White	91
Janssen	114
Clarkson	183
Clarkson	164
Peters	93
Clarkson	116
Clarkson	138
Clarkson	78
Zidlicky	60
Resch	15
Resch	9
Resch	15
Chevrier	11
Chevrier	24
Chevrier	18
Burke	22
Burke	22
Terreri	24
Terreri	22
Billington	21
Brodeur	27
Brodeur	19
Brodeur	34
Brodeur	37
Brodeur	43
Brodeur	39
Brodeur	43
Brodeur	42
Brodeur	38
Brodeur	41
Brodeur	38
Brodeur	43
Brodeur	48
Brodeur	44



**PRESIDENTS**

Bob Butera ..... Apr. 15, 1983 - Apr. 24, 1987  
 Lou Lamoriello..... Apr. 30, 1987 -

**EXECUTIVE VICE PRESIDENTS**

Max McNab ..... Sept. 10, 1987 - Oct. 25, 1994  
 David Conte ..... 2006-07 through

**GENERAL MANAGERS**

Billy MacMillan ..... 1982-83 through Nov. 22, 1983  
 Max McNab ..... Nov. 22, 1983 - Sept. 10, 1987  
 Lou Lamoriello..... Sept. 10, 1987 -

**HEAD COACHES**

Billy MacMillan ..... 1982-83 through Nov. 22, 1983  
 Tom McVie..... Nov. 22, 1983 - May 31, 1984  
 Doug Carpenter..... May 31, 1984 - Jan. 26, 1988  
 Jim Schoenfeld..... Jan. 26, 1988 - Nov. 6, 1989  
 John Cunniff ..... Nov. 6, 1989 - Mar. 4, 1991  
 Tom McVie..... Mar. 4, 1991 - June 5, 1992  
 Herb Brooks ..... June 5, 1992 - May 31, 1993  
 Jacques Lemaire..... June 28, 1993 - May 8, 1998  
 Doug Flotrek..... May 21, 1998 - Mar. 23, 2000  
 Larry Robinson..... Mar. 23, 2000 - Jan. 28, 2002  
 Kevin Constantine.... Jan. 28, 2002 - June 13, 2002  
 Pat Burns ..... June 13, 2002 - July 8, 2005  
 Larry Robinson..... July 14, 2005 - Dec. 19, 2005  
 Lou Lamoriello..... Dec. 19, 2005 - May 14, 2006  
 Claude Julien ..... June 13, 2006 - Apr. 2, 2007  
 Lou Lamoriello..... Apr. 2, 2007 - May 5, 2007  
 Brent Sutter..... July 13, 2007 - June 6, 2009  
 Jacques Lemaire..... July 13, 2009 - Apr. 26, 2010  
 John MacLean..... June 17, 2010 - Dec. 23, 2010  
 Jacques Lemaire..... Dec. 23, 2010 - Apr. 10, 2011  
 Peter DeBoer ..... July 19, 2011 -

**ASSISTANT COACHES**

Marshall Johnston .... 1982-83 through Nov. 22, 1983  
 Lou Vairo ..... May 31, 1984 - May 6, 1986  
 Ron Smith ..... Aug. 6, 1986 - Jan. 26, 1988  
 Bob Hoffmeyer ..... Sept. 17, 1986 - May 25, 1989  
 Doug McKay..... Feb. 4, 1988 - May 25, 1989  
 John Cunniff ..... May 31, 1989 - Nov. 6, 1989  
 Tim Burke ..... Nov. 7, 1989 - Mar. 4, 1991  
 Doug Sulliman..... Aug. 29, 1990 - June 28, 1993  
 Robbie Ftorek..... July 9, 1991 - July 31, 1992  
 Dave Farrish..... July 31, 1992 - June 28, 1993  
 Larry Robinson..... June 30, 1993 - July 26, 1995  
 Dennis Gendron..... Sept. 1, 1994 - May 14, 1996  
 Chris Nilan..... Aug. 3, 1995 - May 14, 1996  
 Robbie Ftorek..... May 14, 1996 - May 21, 1998  
 Viacheslav Fetisov ... July 28, 1998 - Jan. 28, 2002

**ASSISTANT COACHES (cont.)**

Larry Robinson..... May 26, 1999 - Mar. 23, 2000  
 Bob Carpenter..... Mar. 24, 2000 - June 10, 2000  
 Kurt Kleinendorst..... Aug. 22, 2000 - June 9, 2001  
 Jay Leach..... Aug. 3, 2001 - Jan. 28, 2002  
 John Cunniff ..... Jan. 28, 2002 - Apr. 27, 2002  
 Kurt Kleinendorst..... Jan. 28, 2002 - Apr. 27, 2002  
 Larry Robinson..... Feb. 25, 2002 - Apr. 27, 2002  
 Bob Carpenter..... July 11, 2002 - Sept. 1, 2005  
 John MacLean..... Sept. 29, 2002 - July 13, 2009  
 Adam Oates ..... Aug. 5, 2003 - July 25, 2007  
 Larry Robinson..... July 25, 2007 - July 22, 2008  
 Tommy Albelin ..... July 25, 2007 through 2009-10  
 Mario Tremblay ..... July 13, 2009 through 2009-10  
 Scott Stevens ..... 2009-10  
 Larry Robinson ..... June 17, 2010 through 2011-12  
 Adam Oates ..... June 29, 2010 - June 26, 2012  
 Dave Barr ..... July 29, 2011 -  
 Scott Stevens ..... July 17, 2012 through 2013-14  
 Matt Shaw ..... July 17, 2012 through 2012-13  
 Mike Foligno..... July 19, 2013 -  
 Tommy Albelin ..... 2014-15 through

**GOALTENDING COACHES**

Bob Bellemore..... Oct. 5, 1987 - Aug. 20, 1990  
 Warren Strelow ..... Aug. 20, 1990 - June 28, 1993  
 Jacques Caron ..... Aug. 9, 1993 through  
 Chris Terreri ..... 2009-10 through

**SPECIAL ASSIGNMENT COACHES**

Larry Robinson..... Aug. 22, 2002 - July 14, 2005  
 Larry Robinson..... Dec. 19, 2005 - May 14, 2006  
 Larry Robinson..... July 22, 2008 - June 17, 2010  
 Chris Terreri ..... 2008-09 through July 13, 2009  
 Pat Burns ..... 2008-09 through 2010  
 Scott Stevens ..... 2008-09 through July 17, 2012  
 Jacques Laperriere .. 2008-09 through  
 Jacques Lemaire..... 2010-11 through Dec. 23, 2010  
 Jacques Caron ..... 2010-11 through  
 Jacques Lemaire..... 2011-12 through

**TEAM CAPTAINS**

Don Lever..... 1982-83 through Jan. 9, 1984  
 Mel Bridgman ..... Jan. 9, 1984 - Mar. 9, 1987  
 Kirk Muller ..... June 18, 1987 - Sept. 20, 1991  
 Bruce Driver ..... Oct. 5, 1991 - Sept. 24, 1992  
 Scott Stevens ..... Sept. 24, 1992 - Sept. 6, 2005  
 Scott Niedermayer ... Jan. 9, 2004 - Aug. 4, 2005  
 Patrik Elias ..... Oct. 5, 2006 through 2006-07  
 Jamie Langenbrunner.. Dec. 5, 2007 - Jan. 7, 2011  
 Zach Parise ..... Oct. 5, 2011 through 2011-12  
 Bryce Salvador ..... Jan. 17, 2013 -

**BILLY MacMILLAN**

SEASON	GMS	W	L	T	PTS	PCT
1982-83	80	17	49	14	48	.300
1983-84	20	2	18	0	4	.100
<b>TOTAL</b>	<b>100</b>	<b>19</b>	<b>67</b>	<b>14</b>	<b>52</b>	<b>.260</b>

**TOM McVIE**

SEASON	GMS	W	L	T	PTS	PCT
1983-84	60	15	38	7	37	.308
1990-91	13	4	5	4	12	.462
Playoffs	7	3	4	-	-	.429
1991-92	80	38	31	11	87	.544
Playoffs	7	3	4	-	-	.429
<b>TOTAL</b>	<b>153</b>	<b>57</b>	<b>74</b>	<b>22</b>	<b>136</b>	<b>.444</b>
<b>PLAYOFFS</b>	<b>14</b>	<b>6</b>	<b>8</b>	<b>-</b>	<b>-</b>	<b>.429</b>

**DOUG CARPENTER**

SEASON	GMS	W	L	T	PTS	PCT
1984-85	80	22	48	10	54	.338
1985-86	80	28	49	3	59	.369
1986-87	80	29	45	6	64	.400
1987-88	50	21	24	5	47	.470
<b>TOTAL</b>	<b>290</b>	<b>100</b>	<b>166</b>	<b>24</b>	<b>224</b>	<b>.386</b>

**JIM SCHOENFELD**

SEASON	GMS	W	L	T	PTS	PCT
1987-88	30	17	12	1	35	.583
Playoffs	20	11	9	-	-	.550
1988-89	80	27	41	12	66	.413
1989-90	14	6	6	2	14	.500
<b>TOTAL</b>	<b>124</b>	<b>50</b>	<b>59</b>	<b>15</b>	<b>115</b>	<b>.464</b>
<b>PLAYOFFS</b>	<b>20</b>	<b>11</b>	<b>9</b>	<b>-</b>	<b>-</b>	<b>.550</b>

**JOHN CUNNIFF**

SEASON	GMS	W	L	T	PTS	PCT
1989-90	66	31	28	7	69	.523
Playoffs	6	2	4	-	-	.333
1990-91	67	28	28	11	67	.500
<b>TOTAL</b>	<b>133</b>	<b>59</b>	<b>56</b>	<b>18</b>	<b>136</b>	<b>.511</b>
<b>PLAYOFFS</b>	<b>6</b>	<b>2</b>	<b>4</b>	<b>-</b>	<b>-</b>	<b>.333</b>

**HERB BROOKS**

SEASON	GMS	W	L	T	PTS	PCT
1992-93	84	40	37	7	87	.518
Playoffs	5	1	4	-	-	.200

**JACQUES LEMAIRE**

SEASON	GMS	W	L	O/T	PTS	PCT
1993-94	84	47	25	12	106	.631
Playoffs	20	11	9	-	-	.550
1994-95	48	22	18	8	52	.542
Playoffs	20	16	4	-	-	.800
1995-96	82	37	33	12	86	.524
1996-97	82	45	23	14	104	.634
Playoffs	10	5	5	-	-	.500
1997-98	82	48	23	11	107	.652
Playoffs	6	2	4	-	-	.333
2009-10	82	48	27	7	103	.585
Playoffs	5	1	4	-	-	.200
2010-11	49	29	17	3	61	.622
<b>TOTAL</b>	<b>509</b>	<b>276</b>	<b>166</b>	<b>67</b>	<b>619</b>	<b>.608</b>
<b>PLAYOFFS</b>	<b>61</b>	<b>35</b>	<b>26</b>	<b>-</b>	<b>-</b>	<b>.574</b>

**ROBBIE FTOREK**

SEASON	GMS	W	L	T	PTS	PCT
1998-99	82	47	24	11	105	.640
Playoffs	7	3	4	-	-	.429
1999-00	74	41	25	8	95	.608
<b>TOTAL</b>	<b>156</b>	<b>88</b>	<b>49</b>	<b>19</b>	<b>200</b>	<b>.625</b>
<b>PLAYOFFS</b>	<b>7</b>	<b>3</b>	<b>4</b>	<b>-</b>	<b>-</b>	<b>.429</b>

**LARRY ROBINSON**

SEASON	GMS	W	L	O/T	PTS	PCT
1999-00	8	4	4	0	8	.500
Playoffs	23	16	7	-	-	.696
2000-01	82	48	22	12	111	.659
Playoffs	25	15	10	-	-	.600
2001-02	51	21	23	7	52	.480
2005-06	32	14	13	5	33	.516
<b>TOTAL</b>	<b>173</b>	<b>87</b>	<b>62</b>	<b>24</b>	<b>204</b>	<b>.572</b>
<b>PLAYOFFS</b>	<b>48</b>	<b>31</b>	<b>17</b>	<b>-</b>	<b>-</b>	<b>.646</b>

**KEVIN CONSTANTINE**

SEASON	GMS	W	L	T	PTS	PCT
2001-02	31	20	9	2	43	.677
Playoffs	6	2	4	-	-	.333

**PAT BURNS**

SEASON	GMS	W	L	T	PTS	PCT
2002-03	82	46	26	10	108	.622
Playoffs	24	16	8	-	-	.667
2003-04	82	43	27	12	100	.598
Playoffs	5	1	4	-	-	.200
<b>TOTAL</b>	<b>164</b>	<b>89</b>	<b>53</b>	<b>22</b>	<b>208</b>	<b>.610</b>
<b>PLAYOFFS</b>	<b>29</b>	<b>17</b>	<b>12</b>	<b>-</b>	<b>-</b>	<b>.586</b>

**LOU LAMORIELLO**

SEASON	GMS	W	L	OT	PTS	PCT
2005-06	50	32	14	4	68	.680
Playoffs	9	5	4	-	-	.556
2006-07	3	2	0	1	5	.833
Playoffs	11	5	6	-	-	.455
<b>TOTAL</b>	<b>53</b>	<b>34</b>	<b>14</b>	<b>5</b>	<b>73</b>	<b>.689</b>
<b>PLAYOFFS</b>	<b>20</b>	<b>10</b>	<b>10</b>	<b>-</b>	<b>-</b>	<b>.500</b>

**CLAUDE JULIEN**

SEASON	GMS	W	L	OT	PTS	PCT
2006-07	79	47	24	8	102	.646

**BRENT SUTTER**

SEASON	GMS	W	L	OT	PTS	PCT
2007-08	82	46	29	7	99	.604
Playoffs	5	1	4	-	-	.200
2008-09	82	51	27	4	106	.646
Playoffs	7	3	4	-	-	.429
<b>TOTAL</b>	<b>164</b>	<b>97</b>	<b>56</b>	<b>11</b>	<b>205</b>	<b>.625</b>
<b>PLAYOFFS</b>	<b>12</b>	<b>4</b>	<b>8</b>	<b>-</b>	<b>-</b>	<b>.333</b>

**JOHN MacLEAN**

SEASON	GMS	W	L	OT	PTS	PCT
2010-11	33	9	22	2	20	.303

**PETER DeBOER**

SEASON	GMS	W	L	OT	PTS	PCT
2011-12	82	48	28	6	102	.622
Playoffs	24	14	10	-	-	.583
2012-13	48	19	19	10	48	.500
2013-14	82	35	29	18	88	.537
<b>TOTAL</b>	<b>212</b>	<b>102</b>	<b>76</b>	<b>34</b>	<b>238</b>	<b>.561</b>
<b>PLAYOFFS</b>	<b>24</b>	<b>14</b>	<b>10</b>	<b>-</b>	<b>-</b>	<b>.583</b>

SEASON	GP	W	L	T	PTS	PCT	GF	GA	FINISH
1974-75 (KC)	80	15	54	11	41	.256	184	328	5
1975-76 (KC)	80	12	56	12	36	.225	190	351	5
1976-77 (Col)	80	20	46	14	54	.338	226	307	5
1977-78 (Col)	80	19	40	21	59	.369	257	305	2
1978-79 (Col)	80	15	53	12	42	.263	210	331	4
1979-80 (Col)	80	19	48	13	51	.319	234	308	6
1980-81 (Col)	80	22	45	13	57	.356	258	344	5
1981-82 (Col)	80	18	49	13	49	.306	241	362	5

SEASON	GP	HOME				AWAY				GF	GA			
		W	L	T	PTS	W	L	T	PTS					
1974-75 (KC)	40	12	20	8	32	111	135	40	3	34	3	9	73	193
1975-76 (KC)	40	8	24	8	24	114	166	40	4	32	4	12	76	185
1976-77 (Col)	40	12	20	8	32	114	143	40	8	26	6	22	112	164
1977-78 (Col)	40	17	14	9	43	139	118	40	2	26	12	16	118	187
1978-79 (Col)	40	8	24	8	24	111	159	40	7	29	4	18	99	172
1979-80 (Col)	40	12	20	8	32	128	144	40	7	28	5	19	106	164
1980-81 (Col)	40	15	16	9	39	141	155	40	7	29	4	18	117	189
1981-82 (Col)	40	14	21	5	33	127	148	40	4	28	8	16	114	214

Totals:	at Kansas City	at Colorado on road	G	W	L	T	PTS	GF	GA
			80	20	44	16	56	225	301
			240	78	115	47	203	760	867
			320	42	232	46	130	815	1468

YEAR	POWER PLAY:		PENALTY KILLING:		PENALTY MINUTES:		SHORTHANDED GOALS:	
	PPG-ADV	PCT	PPGA-TS	PCT	MINUTES	AVG	FOR	AGAINST
1974-75	57-351	16.2	53-233	77.3	744	9.6	6	6
1975-76	46-352	13.1	80-295	72.9	984	12.3	2	17
1976-77	44-274	16.1	61-247	75.3	978	12.2	9	7
1977-78	63-279	22.6	53-237	77.6	818	10.2	5	7
1978-79	60-267	22.5	53-233	77.7	838	10.5	8	4
1979-80	53-304	17.4	70-286	75.5	1020	12.8	6	3
1980-81	76-373	20.4	63-268	76.5	1418	17.7	5	8
1981-82	46-305	15.1	78-294	73.5	1138	14.2	4	15

**COACHING RECORDS**

COACH	YEARS(S)	G	W	L	T	PTS	PCT
Bep Guidolin	1974-75, 75-76	125	26	84	15	67	.268
Sid Abel	1975-76	3	0	3	0	0	.000
Eddie Bush	1975-76	32	1	23	8	10	.156
John Wilson	1976-77	80	20	46	14	54	.338
Pat Kelly	1977-78, 78-79	101	22	54	25	69	.342
Aldo Guidolin	1978-79	59	12	39	8	32	.271
Don Cherry	1979-80	80	19	48	13	51	.319
Billy MacMillan	1980-81	80	22	45	13	57	.356
Bert Marshall	1981-82	24	3	17	4	10	.208
Marshall Johnston	1981-82	56	15	32	9	39	.348

**DEVILS' RECORD VS. EXPANSION TEAMS**

Season	Team	First Game	Score	First Season	W-L-O/T
1991-92	San Jose	Oct. 26	W 9-0	2-1-0	17-10-3
1992-93	Ottawa	Nov. 25	L 1-3	2-1-1	47-25-9
1992-93	Tampa Bay	Dec. 18	W 2-0	2-0-0	52-23-10
1993-94	Anaheim	Oct. 20	W 4-0	2-0-0	16-8-2
1993-94	Florida	Oct. 23	W 2-1	3-0-2	49-24-10
1998-99	Nashville	Jan. 30	Lo 2-3	1-1-0	11-5-3
1999-00	Atl./Wpg.	Oct. 2	W 4-1	4-0-0	30-15-8
2000-01	Columbus	Dec. 27	To 2-2	1-0-1	9-4-3
2000-01	Minnesota	Jan. 21	W 4-2	2-0-0	8-4-2
<b>Total</b>			<b>6-2-1</b>	<b>19-3-4</b>	<b>239-118-50</b>

Games in which score was tied after goaltender was pulled for extra attacker:

NO.	DATE	SCORER	TIME	FINAL SCORE
1.	2/21/83	Paul Cyr, Buffalo	19:57	Buffalo 4 at DEVILS 4
2.	3/10/84	Dave Ramage, St. Louis	19:20	DEVILS 5 at St. Louis 6 (OT)
3.	3/07/85	Rob Pichette, Devils	19:20	
4.		Pat Verbeek, Devils	19:51	NY Islanders 4 at DEVILS 4 (OT)
5.	4/06/85	John Tonelli, NY Islanders	19:12	DEVILS 5 at NY Islanders 5 (OT)
6.	10/31/85	Doug Sullivan, Devils	19:32	Detroit 2 at DEVILS 2 (OT)
7.	11/02/85	Tim Higgins, Devils	19:28	NY Rangers 5 at DEVILS 6 (OT)
8.	1/22/86	Aaron Broten, Devils	19:11	DEVILS 6 at Calgary 6 (OT)
9.	3/01/87	Bruce Driver, Devils	19:54	DEVILS 5 at Hartford 5 (OT)
10.	3/14/87	Mikko Makela, NY Islanders (PP)	19:49	DEVILS 6 at NY Islanders 7 (OT)
11.	10/17/87	Pat Verbeek, Devils	19:20	DEVILS 3 at Hartford 4 (OT)
12.	1/21/88	Brendan Shanahan, Devils	19:47	Detroit 3 at DEVILS 2 (OT)
13.	1/21/88	Jim Korn, Devils	18:57	DEVILS 5 at Winnipeg 5 (OT)
14.	2/17/89	Laurie Boschman, Winnipeg	19:27	DEVILS 2 at Winnipeg 3 (OT)
15.	11/28/89	Pat LaFontaine, NY Islanders	19:37	NY Islanders 2 at DEVILS 3 (OT)
16.	12/26/89	Kirk Muller, Devils	19:35	DEVILS 4 at NY Rangers 4 (OT)
17.	1/24/90	Michal Pivonka, Washington (SH)	19:22	Washington 2 at DEVILS 3
18.	2/05/90	Patrik Sundstrom, Devils (PP)	19:57	Edmonton 2 at DEVILS 2 (OT)
19.	2/19/90	Kirk Muller, Devils (PP)	19:53	DEVILS 3 at NY Rangers 4 (OT)
20.	2/25/90	Gary Hylund, NY Islanders	19:10	DEVILS 3 at NY Islanders 3 (OT)
21.	4/01/90	Bruce Driver, Devils	19:34	DEVILS 3 at Boston 3 (OT)
22.	10/04/90	Brendan Shanahan, Devils	19:45	Detroit 3 at DEVILS 3 (OT)
23.	11/28/90	Rick Tocchet, Philadelphia	19:11	Philadelphia 5 at DEVILS 5 (OT)
24.	3/06/91	Brendan Shanahan, Devils	19:51	DEVILS 3 at Buffalo 3 (OT)
25.	3/21/91	John MacLean, Devils	19:32	DEVILS 2 at Chicago 2 (OT)
26.	11/20/91	Peter Bondra, Washington	19:43	Washington 5 at DEVILS 6 (OT)
27.	12/13/91	Scott Stevens, Devils	18:44	Pittsburgh 4 at DEVILS 3
28.	12/26/91	Derek King, NY Islanders	19:59	DEVILS 5 at NY Islanders 5 (OT)
29.	2/18/92	Rick Dineen, Philadelphia	19:55	Philadelphia 3 at DEVILS 4 (OT)
30.	2/20/92	Claude Lemieux, Devils	19:24	DEVILS 4 at Chicago 4 (OT)
31.	3/21/92	Stephane Richer, Devils	19:09	NY Islanders 2 at DEVILS 2 (OT)
32.	10/22/92	Dirk Graham, Chicago	19:21	DEVILS 6 at Chicago 5 (OT)
33.	4/14/93	Joe Mullen, Pittsburgh	18:54	Pittsburgh 6 at DEVILS 6 (OT)
34.	4/04/95	Stephane Richer, Devils	19:47	Tampa Bay 1 at DEVILS 3 (OT)
35.	11/02/95	Kevin Miller, San Jose	19:51	DEVILS 3 at San Jose 3 (OT)
36.	11/03/97	Tony Amonte, Chicago	19:40	Chicago 3 at DEVILS 3 (OT)
37.	1/05/98	Joe Nieuwendyk, Dallas	19:24	Dallas 4 at DEVILS 3 (OT)
38.	1/03/00	Vaclav Prospal, Ottawa	19:59	DEVILS 4 at Ottawa 3 (OT)
39.	11/01/00	Paul Ranheim, Philadelphia	18:34	Philadelphia 1 at DEVILS 1 (OT)
40.	12/27/00	Jason Arnott, Devils (PP)	18:51	Columbus 2 at DEVILS 2 (OT)
41.	11/09/01	Patrik Elias, Devils	19:14	Toronto 2 at DEVILS 3 (OT)
42.	11/15/01	Bobby Holik, Devils	19:32	DEVILS 4 at Boston 5 (OT)
43.	2/07/02	Ray Ferraro, Atlanta	19:58	Atlanta 3 at DEVILS 3 (OT)
44.	1/22/03	Joe Nieuwendyk, Devils	19:47	DEVILS 5 at San Jose 4 (OT)
45.	3/01/03	Jamie Langenbrunner, Devils	19:27	Washington 1 at DEVILS 2 (OT)
46.	10/16/03	Sergei Brylin, Devils	19:58	Toronto 2 at DEVILS 2 (OT)
47.	11/21/03	Dick Tarnstrom, Pittsburgh (PP)	19:33	Pittsburgh 1 at DEVILS 2 (OT)
48.	3/05/04	Vincent Lecavalier, Tampa Bay	19:50	DEVILS 2 at Tampa Bay 3 (OT)
49.	3/10/06	Dainius Zubrus, Washington (PP)	19:26	DEVILS 4 at Washington 3 (SO)
50.	3/23/06	Brian Gionta, Devils (PP)	18:58	DEVILS 5 at Atlanta 6 (OT)
51.	3/28/06	Dany Heatley, Ottawa	19:29	DEVILS 3 at Ottawa 2 (SO)
52.	4/02/06	Patrik Elias, Devils (PP)	19:40	DEVILS 3 at Pittsburgh 2 (OT)
53.	4/11/06	Eric Staal, Carolina (SH)	19:14	DEVILS 4 at Carolina 3 (OT)
54.	10/12/06	Brian Gionta, Devils	19:22	Toronto 6 at DEVILS 7 (SO)
55.	10/19/06	Brian Gionta, Devils	19:48	Nashville 4 at DEVILS 3 (SO)
56.	1/13/07	Miroslav Satan, NY Islanders (PP)	19:58	DEVILS 2 at NY Islanders 1 (OT)
57.	1/20/07	Brian Gionta, Devils	19:39	Philadelphia 3 at DEVILS 4 (SO)
58.	2/01/07	Zach Parise, Devils	19:28	DEVILS 6 at Philadelphia 5 (OT)
59.	3/02/07	Sergei Brylin, Devils (PP)	18:51	Toronto 4 at DEVILS 3 (SO)
60.	4/08/07	John Madden, Devils	19:59	NY Islanders 3 at DEVILS 2 (SO)
61.	1/12/08	David Clarkson, Devils	18:53	DEVILS 3 at Buffalo 2 (SO)
62.	2/15/08	Marian Hossa, Atlanta	19:41	Atlanta 4 at DEVILS 3 (SO)
63.	11/15/08	Alexander Ovechkin, Washington	19:59	Washington 5 at DEVILS 6 (SO)
64.	11/26/08	David Booth, Florida	19:52	DEVILS 3 at Florida 2 (OT)
65.	4/30/09	Jamie Langenbrunner, Devils	19:29	Penguins 3 at DEVILS 4 (OT)
66.	4/09/09	Dany Heatley, Ottawa	19:00	DEVILS 3 at Ottawa 2 (SO)
67.	10/08/09	Travis Zajac, Devils	19:59	DEVILS 4 at Tampa Bay 3 (SO)
68.	2/05/10	Travis Zajac, Devils (PP)	19:16	Toronto 3 at DEVILS 4 (OT)
69.	3/25/10	Chris Drury, NY Rangers	19:43	NY Rangers 4 at DEVILS 3 (SO)
70.	4/02/10	Kris Versteeg, Chicago	19:37	Chicago 2 at DEVILS 1 (SO)
71.	10/21/11	Joe Pavelski, San Jose	19:27	San Jose 4 at DEVILS 3 (SO)
72.	1/31/12	Jesse Winchester, Ottawa (SH)	19:55	Ottawa 4 at DEVILS 5 (SO)
73.	1/12/12	David Clarkson, Devils	19:12	NY Rangers 3 at DEVILS 4 (SO)
74.	2/21/12	Phil Kessel, Toronto	19:16	DEVILS 4 at Toronto 3 (OT)
75.	3/07/13	Patrik Elias, Devils	18:54	Buffalo 2 at DEVILS 3 (OT)
76.	3/29/13	Alexander Kilorn, Tampa Bay	19:44	DEVILS 4 at Tampa Bay 5 (SO)
77.	3/30/13	Shawn Matthias, Florida	19:33	DEVILS 2 at Florida 3 (OT)
78.	10/07/13	Patrik Elias, Devils (SH)	19:06	DEVILS 4 at Edmonton 5 (SO)
79.	11/20/13	Jaromir Jagr, Devils	18:59	DEVILS 4 at Anaheim 3 (OT)
80.	12/04/13	David Desharnais, Montreal	19:23	Montreal 4 at DEVILS 3 (SO)
81.	12/07/13	Chris Kreider, NY Rangers (PP)	19:38	DEVILS 4 at NY Rangers 3 (OT)
82.	1/30/14	Michael Ryder, Devils (SH)	19:30	Philadelphia 4 at DEVILS 3 (OT)
83.	1/30/14	Tyler Seguin, Dallas	19:08	DEVILS 3 at Dallas 2 (OT)
84.	1/31/14	David Legwand, Nashville	19:49	DEVILS 2 at Nashville 3 (OT)
85.	2/03/14	P.A. Parenteau, Colorado	18:13	Colorado 2 at DEVILS 1 (OT)

Devils have tied the score 43 times, opponents 42 times, when pulling the goaltender.

mark. He is honored by the Devils and NHL just prior to that evening's game vs. Atlanta...**3/16**: Devils/FSNY broadcaster Mike Emrick is presented with the Lester Patrick Award for service to U.S. hockey...**3/30**: In 5-0 victory vs. NY Rangers, Pat Burns becomes just the ninth coach in NHL history to reach the 500-win mark...**6/22**: NHL Board of Governors approves Jeff Vanderbeek as the team's principal owner...**1/18**: The Devils and MSG Networks announce the signing of a new rights agreement in which FSNY will continue to broadcast the team's games through the 2023-24 season. **2005: 2/2**: The Devils and the city of Newark formally sign an agreement to build a new state-of-the-art arena in the state's largest city...**7/8**: Devils announce that due to medical reasons, Pat Burns will not return as head coach...**9/6**: Defenseman Scott Stevens announces his retirement as an active player...**9/16**: The Devils mourn the loss of Dr. John J. McMullen, who owned the team from 1982-2000...**10/3**: The Devils and the city of Newark break ground on the team's new 17,500-seat arena. **2006: 2/3**: The Devils honor former Captain Scott Stevens by retiring his no. 4 jersey in pre-game ceremony. He is the first player in franchise history to have his sweater raised to the arena rafters...**3/24**: Former defenseman Ken Daneyko's no. 3 is retired before the evening's Devils/Bruins contest...**4/18**: In a 4-3 victory at Montreal, the Devils complete the largest come-from-behind division championship win in NHL history. The team trailed first place Philadelphia by 19 points on January 6. The decision extended New Jersey's winning streak to an NHL-record 11 games to close out the regular-season schedule...**5/16**: The AHL Board of Governors approves the Devils' purchase of the Lowell franchise; team to be named the Lowell Devils...**9/21**: New Jersey purchases a majority interest in the ECHL franchise in Trenton, NJ. **2007: 1/8**: The Devils' new home in Newark, NJ is officially named "Prudential Center"...**4/5**: Martin Brodeur establishes an NHL single-season record with his 48th victory of the season, 3-2, at Philadelphia...**5/18**: New Jersey re-brands its ECHL affiliate from the Trenton "Titans" to the Trenton "Devils"...**10/25**: Ribbon-cutting ceremony takes place at Prudential Center's Verizon Tower. Among those in attendance are New Jersey Governor Jon S. Corzine, Newark Mayor Cory A. Booker, Devils' Chairman/Managing Partner Jeff Vanderbeek, President/CEO/General Manager Lou Lamoriello, and Prudential Chairman Art Ryan...**10/27**: The Devils open Newark's Prudential Center against the Ottawa Senators. Brian Gionta scores the team's first goal in its new home...**10/31**: New Jersey defeats Tampa Bay, 6-1, for its first victory at Prudential Center...**11/12**: Defenseman Scott Stevens, who captained the Devils to three Stanley Cup Championships, is inducted into the Hockey Hall of Fame...**11/17**: Martin Brodeur wins his 500th career game, becoming only the second goalie (P. Roy) in NHL history to accomplish the feat. **2008: 9/11**: The Devils' practice facility is formally introduced as "AmeriHealth Pavilion at Prudential Center"...**10/18**: With two assists in a 4-3 shootout win at Washington, Patrik Elias reached/surpassed Scott Niedermayer's previous franchise mark of 411...**11/10**: Devils/MSG Plus broadcaster Mike Emrick receives the Foster Hewitt Memorial Award for outstanding contributions as a hockey broadcaster. Former Devils' center Igor Larionov is inducted into the Hockey Hall of Fame. **2009: 3/14**: In his hometown of Montreal, Que., Martin Brodeur tied Patrick Roy's NHL record of 551 career regular-season victories. With 1g-1a-2pts, Patrik Elias tied John MacLean's franchise record of 701 career points...**3/17**: In the Devils' 3-2 win vs. the Blackhawks, Martin Brodeur established a new NHL record with 552 career regular-season wins. Patrik Elias recorded an assist, passing John MacLean as New Jersey's all-time leading scorer...**6/18**: For his record-setting accomplishments during the 2008-09 season, Martin Brodeur is honored at the New Jersey Statehouse by the state assembly and senate...**11/9**: Devils' President/CEO/General Manager Lou Lamoriello is inducted into the Hockey Hall of Fame in the Builder Category...**11/25**: Devils' radio broadcaster Sherry Ross became the first woman to provide play-by-play for a full 60-minute NHL game in English, when the team hosted the Ottawa Senators at Prudential Center...**12/18**: Martin Brodeur surpassed Patrick Roy's league record for most games played (1,029) among goaltenders in history...**12/21**: Martin Brodeur stopped all 35 shots he faced, while establishing a new NHL record with 104 career shutouts. **2010: 3/17**: New Jersey wears its classic red, green and white uniforms for the first time since 1991-92...**3/22**: Sherry Ross, who earlier in the season became the first woman to provide play-by-play of an NHL game, was honored for her accomplishment at the New Jersey Statehouse in Trenton...**6/10**: The Devils shift their AHL operations to Albany, NY after four seasons in Lowell, MA...**11/19**: The Devils and the rest of the hockey world mourn the loss of former Head Coach Pat Burns, who passed away after a courageous bout with cancer at Maison Aube-Lumiere in Sherbrooke, Que. **2011: 3/12**: At 32-32-4 overall, New Jersey established a league record by reaching the NHL-500 mark after being 19 games under on January 8...**4/12**: The Devils win the NHL Draft lottery, moving up from the no. 8 position to the no. 4 position...**11/14**: Former Devils' forwards Doug Gilmour and Joe Nieuwendyk are among four players inducted into the Hockey Hall of Fame...**12/16**: The Devils retire no. 27 in honor of former defenseman Scott Niedermayer. His sweater is raised to Prudential Center's rafters in a pre-game ceremony...**12/17**: Patrik Elias scored two goals to equal/surpass John MacLean (347) as the all-time leader in franchise history. **2012: 10/15**: Lou Lamoriello is among three individuals inducted into the U.S. Hockey Hall of Fame...**11/12**: Former Devils' Assistant Coach Adam Oates among four individuals inducted into the Hockey Hall of Fame. **2013: 1/22**: Devils open 48-game season with 2-1 win at Long Island following four-month work stoppage...**3/16**: Long-time Goaltending Coach Jacques Caron honored prior to game vs. Montreal...**3/23**: Martin Brodeur wins 100th game at Prudential Center, becoming first goalie with 100 wins in two buildings...**6/30**: Devils, Prudential Center and city of Newark host the 2013 NHL Entry Draft...**7/9**: Former Devils Scott Niedermayer and Brendan Shanahan are among five individuals selected for induction into the Hockey Hall of Fame...**8/15**: A partnership controlled by David Blitzer and Joshua Harris completes its purchase of the Devils from Jeff Vanderbeek. **2014: 3/6**: The NHL announces that it has modified its decision from the July, 2010 Ilya Kovalchuk signing, giving the team the 30th overall selection in the 2014 Entry Draft...**4/13**: Devils/MSG Networks' Glenn "Chico" Resch broadcasts his last game after 18 seasons in the team's TV booth...**6/23**: Former Devils' Head Coach Pat Burns is posthumously selected for induction into the Hockey Hall of Fame...**8/6**: Former Devils' defenseman Brian Rafalski and Assistant Coach Lou Vairo are selected for induction into the U.S. Hockey Hall of Fame.

**1982: 5/27**: John McMullen, John Whitehead and Brendan Byrne purchase Colorado Rockies and receive NHL approval to shift franchise to New Jersey Meadowlands...**6/30**: New Jersey franchise officially christened as "Devils" in fan balloting...**9/21**: Devils' debut at Meadowlands concludes in 3-2 pre-season defeat to Rangers...**10/5**: Opening night. Devils tie Penguins 3-3 in NHL, Meadowlands' debut. Don Lever scores first Devils' goal...**10/8**: Devils gain first victory before capacity 19,023 at Meadowlands, downing Rangers 3-2. **1983: 7/5**: Devils purchase AHL Maine Mariners for top development farm team. **1984: 1/31**: Glenn Resch is winning goaltender and Joe Ciarella scores goal as Wales Conference defeats Campbell's, 7-6, in 36th NHL All-Star Game, played at Meadowlands Arena before capacity crowd of 18,939. **1987: 4/22**: Blizzard creates "334 Club." Devils defeat Calgary, 7-5, at Meadowlands before 334 fans who have 116 inches of snow. Match is delayed 106 minutes as only 13 Devils' players arrive by scheduled game time. Contest ended at 11:44 P.M...**4/23**: Devils shift AHL Maine Mariners to Utica, NY...**4/30**: Lou Lamoriello, former head coach and athletic director at Providence College is named new Devils' president. **1988: 4/3**: Biggest game to date in franchise history is decided when John MacLean scores at 2:21 of OT to propel Devils to 4-3 win at Chicago, clinching first playoff spot...**4/22**: Patrik Sundstrom sets NHL playoff record (since tied) with eight points (3g-5a), Mark Johnson nets four goals as Devils drop Caps 10-4 in game three...**4/30**: Devils down Caps 3-2 in game seven to take Patrick Division Playoff crown...**5/6**: More fireworks after this game than during, as Bruins drop Devils 6-1 in game three of Wales Conference Championship and Schoenfeld/Koharski incident ensues...**5/8**: Devils even series at two with 3-1 win following 66-minute delay as amateur officials work the match in the wake of Schoenfeld suspension, no formal hearing or appeal for same, restraining order vs. NHL and referee walkout. **1989: 6/26**: Ending 18 months of rumor and speculation, the Devils announce the signings of Soviet defensemen Viacheslav Fetisov and Sergei Starikov. **1992: 1/10**: Devils name Sherry Ross new radio commentator...**1/29**: Devils announce that the club will modify its uniform design for the 1992-93 season. **1993: 5/5**: Devils announce they have established a new, three-year working agreement with the AHL's Capital District franchise. The team will be known as the Albany River Rats and will play their home games at Knickerbocker Arena...**12/28**: With game-winning goal vs. Hartford, John MacLean surpasses Kirk Muller as the Devils' all-time leading scorer with 521 points. **1994: 4/27**: Devils play sixth longest game in league history at the time in 1-0 loss at Buffalo. Game is decided when Dave Hannan scores the GWG at 5:43 of the fourth OT...**5/27**: One of the best seasons in club history comes to an end with 2-1 double OT loss to NY Rangers in deciding game of Eastern Conference Finals. Valeri Zelepukin sent the game into OT by scoring goal with 7.7 seconds remaining in the third period...**10/25**: Executive VP Max McNab retires after spending nearly 50 years in hockey. **1995: 6/13**: Devils defeat the Philadelphia Flyers in game six of conference finals (4-2) to advance to the Stanley Cup Finals for the first time in franchise history...**6/24**: Devils become Stanley Cup Champions by sweeping the Detroit Red Wings in four straight...**6/28**: Devils and their fans celebrate the Stanley Cup victory at an outdoor Meadowlands' celebration...**10/7**: Devils open 1995-96 season by unveiling the Stanley Cup, complete with the names of the 1994-95 Stanley Cup Champions and raising the Stanley Cup Championship banner in a pre-game ceremony...**11/7**: The Devils and the New Jersey Sports and Exposition Authority announce that they have finalized the documents of the Devils' lease that will make the Meadowlands Arena the Devils' home for the next 12 seasons. **1996: 1/6**: Devils play first-ever game in newly-renamed Continental Airlines Arena. **1997: 4/17**: Martin Brodeur becomes the second goalie in NHL history to record a goal (19:15 of 3rd period) in post-season play during Devils' 5-2 win in game one of NHL Conf. Quarterfinals vs. Montreal. **1998: 11/18**: Former Devil Peter Stastny, who appeared in 217 regular-season games for New Jersey, is inducted into the Hockey Hall of Fame...**12/8**: Ken Daneyko becomes Devils' all-time games-played leader by appearing in his 935th contest. **1999: 1/4**: NHL determines St. Louis Blues tampered by negotiating the terms of a free agent offer sheet with Scott Stevens prior to July 1, 1994, the expiration date of his then-current contract...**10/29**: In 4-2 win at Carolina, Ken Daneyko becomes the first player to appear in 1,000 games in a Devils' sweater. **2000: 2/15**: Goaltender Martin Brodeur is credited with his second career goal (first regular-season) as the last player to touch the puck on a delayed penalty. His tally is the first game-winner by a netminder in NHL history...**3/16**: The Devils and Puck Holdings, an entity affiliated with the YankeeNets organization, announce they have signed a definitive agreement for the transfer of the franchise to Puck Holdings...**5/26**: Patrik Elias' late third period goal gives Devils 2-1 win over Flyers and Eastern Conf. Championship. New Jersey becomes the first team to erase a 3-1 deficit in a best-of-seven conference championship series...**6/10**: Jason Arnott's goal at 28:20 of OT gives Devils their second Stanley Cup Championship in six years...**6/14**: Devils celebrate championship with their fans at Continental Airlines Arena...**10/6**: The Devils raise their Stanley Cup Championship banner in opening night ceremony. The team honors founder Dr. John J. McMullen, who brought professional hockey to New Jersey in 1982 and owned the team during its first 18 seasons. **2001: 11/12**: Devils' Assistant Coach Viacheslav Fetisov is one of five former players inducted into the Hockey Hall of Fame. **2002: 5/10**: Devils mourn the loss of John Cuniff who lost his battle with cancer. **2003: 2/5**: Scott Niedermayer becomes the franchise's all-time scoring leader among defensemen with an assist in a 4-1 win at Washington...**6/9**: The Devils defeat the Mighty Ducks of Anaheim four games to three following a 3-0 victory in game seven of the Stanley Cup Finals to capture their third championship in nine years. New Jersey establishes an NHL record with their 12th post-season win on home ice, while Martin Brodeur sets an NHL record with his seventh shutout of the playoffs...**6/14**: The club held its Stanley Cup Championship celebration for their fans adjacent to the Continental Airlines Arena...**7/11**: Defenseman Ken Daneyko, one of just five members of all three New Jersey Stanley Cup Championship teams, retired as an active player, but will remain with the organization...**10/16**: Devils raise their third Stanley Cup Championship banner in opening-night ceremony...**11/26**: During a 3-3 OT tie at Anaheim, Scott Stevens passes his former Capitals' teammate Larry Murphy for most appearances (1,616) by a defenseman in NHL history (since surpassed). **2004: 2/5**: The Devils enter into a new multi-year agreement with SportsRadio 66 WFAN to broadcast its games...**2/27**: Pat Burns becomes just the 11th individual in history to reach the 1,000 games-coached



GREG ADAMS										
YEAR	GP	G	A	PTS	PIM	PP	SH			
1984-85	36	12	49	21	14	5	0			
1985-86	78	35	42	77	30	10	0			
1986-87	72	20	27	47	19	6	0			
TOTALS	186	67	78	145	63	21	0			
TOMMY ALBELIN										
YEAR	GP	G	A	PTS	PIM	PP	SH			
1988-89	46	7	24	31	40	4	1			
1989-90	68	6	23	29	63	4	0			
1990-91	47	2	12	14	44	1	0			
1991-92	19	0	4	4	4	0	0			
1992-93	36	1	5	6	14	1	0			
1993-94	62	2	17	19	36	2	0			
1994-95	48	5	10	15	20	1	0			
1995-96	53	1	12	13	14	0	0			
2001-02	42	1	3	4	4	0	0			
2002-03	37	1	6	7	6	0	1			
2003-04	45	1	3	4	4	0	0			
2005-06	36	0	6	6	2	0	0			
TOTALS	539	27	125	152	251	10	2			
PLAYOFFS										
YEAR	GP	G	A	PTS	PIM	PP	SH			
1991	3	0	1	1	2	0	0			
1992	1	1	1	2	0	0	0			
1993	5	2	0	2	0	1	0			
1994	20	2	5	7	14	1	0			
1995	20	1	7	0	0	0	0			
2002	6	0	1	0	0	0	0			
2003	16	1	0	1	2	0	0			
2004	4	0	1	1	0	0	0			
2006	2	0	0	0	2	0	0			
TOTALS	77	7	15	22	22	2	0			
MATT ANDERSON										
YEAR	GP	G	A	PTS	PIM	PP	SH			
2012-13	2	0	1	1	0	0	0			
PERRY ANDERSON										
YEAR	GP	G	A	PTS	PIM	PP	SH			
1985-86	57	7	12	19	91	1	0			
1986-87	57	10	9	19	107	2	0			
1987-88	60	4	6	10	222	0	0			
1988-89	39	3	6	9	128	0	0			
1990-91	1	0	0	0	5	0	0			
TOTALS	208	24	33	57	553	4	0			
PLAYOFFS										
YEAR	GP	G	A	PTS	PIM	PP	SH			
1988	10	0	0	0	113	0	0			
1991	4	0	1	1	10	0	0			
TOTALS	14	0	1	1	123	0	0			
DAVE ANDREYCHUK										
YEAR	GP	G	A	PTS	PIM	PP	SH			
1995-96	15	8	5	13	10	2	0			
1996-97	82	27	34	61	48	4	1			
1997-98	75	14	34	48	26	4	0			
1998-99	52	15	13	28	20	4	0			
TOTALS	224	64	86	150	104	14	1			
PLAYOFFS										
YEAR	GP	G	A	PTS	PIM	PP	SH			
1997	1	0	0	0	0	0	0			
1998	6	1	0	1	4	1	0			
1999	4	2	0	2	4	0	0			
TOTALS	11	3	0	3	8	1	0			
MIKE ANTONOVICH										
YEAR	GP	G	A	PTS	PIM	PP	SH			
1982-83	30	7	7	14	11	2	0			
1983-84	38	3	5	8	16	0	0			
TOTALS	68	10	12	22	27	2	0			
JASON ARNOTT										
YEAR	GP	G	A	PTS	PIM	PP	SH			
1997-98	35	5	10	15	21	3	0			
1998-99	74	27	27	54	79	8	0			
1999-00	76	22	34	56	51	7	0			
2000-01	54	21	34	55	75	8	0			
2001-02	63	22	19	41	59	8	0			
2010-11	62	13	11	24	32	2	0			
TOTALS	364	110	135	245	317	36	0			
PLAYOFFS										
YEAR	GP	G	A	PTS	PIM	PP	SH			
1998	7	0	2	2	0	0	0			
1999	23	8	12	20	18	3	0			
2001	23	8	7	15	16	5	0			
TOTALS	58	18	23	41	38	9	0			
ARRON ASHAM										
YEAR	GP	G	A	PTS	PIM	PP	SH			
2007-08	77	6	4	10	84	0	0			
PLAYOFFS										
YEAR	GP	G	A	PTS	PIM	PP	SH			
2008	5	0	1	1	2	0	0			
BRENT ASHTON										
YEAR	GP	G	A	PTS	PIM	PP	SH			
1982-83	76	14	19	33	47	4	0			
KRYS BARCH										
YEAR	GP	G	A	PTS	PIM	PP	SH			
2012-13	22	0	0	0	44	0	0			

DAVE BARR										
YEAR	GP	G	A	PTS	PIM	PP	SH			
1981-82	41	6	12	18	32	0	1			
1982-83	62	6	8	14	61	0	1			
TOTALS	103	12	20	32	93	0	2			
PLAYOFFS										
YEAR	GP	G	A	PTS	PIM	PP	SH			
1993	5	1	0	1	6	0	0			
NICLAS BERGFORS										
YEAR	GP	G	A	PTS	PIM	PP	SH			
2007-08	1	0	0	0	0	0	0			
2008-09	8	1	0	1	0	0	0			
2009-10	54	13	14	27	10	8	0			
TOTALS	63	14	14	28	10	8	0			
CHRISTIAN BERGLUND										
YEAR	GP	G	A	PTS	PIM	PP	SH			
2001-02	15	2	7	9	8	0	0			
2002-03	38	4	5	9	20	0	0			
2003-04	23	2	3	5	4	0	0			
TOTALS	76	8	15	23	32	0	0			
PLAYOFFS										
YEAR	GP	G	A	PTS	PIM	PP	SH			
2002	3	0	0	0	2	0	0			
ERIC BERTRAND										
YEAR	GP	G	A	PTS	PIM	PP	SH			
1999-00	4	0	0	0	0	0	0			
JIRI BICEK										
YEAR	GP	G	A	PTS	PIM	PP	SH			
2000-01	5	1	0	1	4	0	0			
2001-02	1	0	0	0	0	0	0			
2002-03	44	5	6	11	25	1	0			
2003-04	12	0	1	1	0	0	0			
TOTALS	62	6	7	13	29	1	0			
PLAYOFFS										
YEAR	GP	G	A	PTS	PIM	PP	SH			
2003	5	0	0	0	0	0	0			
2004	2	0	0	0	0	0	0			
TOTALS	7	0	0	0	0	0	0			
TIMO BLOMQUIST										
YEAR	GP	G	A	PTS	PIM	PP	SH			
1986-87	20	0	2	2	29	0	0			
DOUG BODGER										
YEAR	GP	G	A	PTS	PIM	PP	SH			
1997-98	49	5	5	10	25	3	0			
PLAYOFFS										
YEAR	GP	G	A	PTS	PIM	PP	SH			
1998	5	0	0	0	0	0	0			
BRAD BOMBARDIR										
YEAR	GP	G	A	PTS	PIM	PP	SH			
1997-98	43	1	5	6	8	0	0			
1998-99	56	1	7	8	16	0	0			
1999-00	32	3	1	4	6	0	0			
TOTALS	131	5	13	18	30	0	0			
PLAYOFFS										
YEAR	GP	G	A	PTS	PIM	PP	SH			
1998	5	0	0	0	0	0	0			
2000	1	0	0	0	0	0	0			
TOTALS	6	0	0	0	0	0	0			
LAURIE BOSCHMAN										
YEAR	GP	G	A	PTS	PIM	PP	SH			
1990-91	78	11	9	20	77	0	1			
1991-92	75	8	20	28	121	0	0			
TOTALS	153	19	29	48	198	0	1			
PLAYOFFS										
YEAR	GP	G	A	PTS	PIM	PP	SH			
1991	7	1	1	2	16	0	0			
1992	7	1	0	1	8	0	0			
TOTALS	14	2	1	3	24	0	0			
JOEL BOUCHARD										
YEAR	GP	G	A	PTS	PIM	PP	SH			
2001-02	1	0	1	1	0	0	0			
ERIC BOULTON										
YEAR	GP	G	A	PTS	PIM	PP	SH			
2011-12	51	0	0	0	115	0	0			
JOSEF BOUMEDIENNE										
YEAR	GP	G	A	PTS	PIM	PP	SH			
2001-02	1	1	0	1	2	0	0			
NEIL BRADY										
YEAR	GP	G	A	PTS	PIM	PP	SH			
1989-90	19	1	4	5	13	0	0			
1990-91	3	0	0	0	0	0	0			
1991-92	3	1	0	1	4	0	0			
TOTALS	29	2	4	6	17	0	0			
ANDY BRICKLEY										
YEAR	GP	G	A	PTS	PIM	PP	SH			
1986-87	51	11	12	23	8	1	3			
1987-88	45	8	14	22	14	2	1			
TOTALS	96	19	26	45	22	3	4			
PLAYOFFS										
YEAR	GP	G	A	PTS	PIM	PP	SH			
1988	4	0	1	1	4	0	0			
MEL BRIDGMAN										
YEAR	GP	G	A	PTS	PIM	PP	SH			
1983-84	79	23	38	61	121	9	1			
1984-85	80	22	39	61	105	5	3			
1985-86	78	23	40	63	80	5	1			
1986-87	51	8	31	39	80	1	1			
TOTALS	288	76	148	224	386	20	6			

SHELDON BROOKBANK										
YEAR	GP	G	A	PTS	PIM	PP	SH			
2007-08	44	0	8	8	63	0	0			
2008-09	15	0	0	0	25	0	0			
TOTALS	59	0	8	8	88	0	0			
BOB BROOKE										
YEAR	GP	G	A	PTS	PIM	PP	SH			
1989-90	35	8	10	18	30	0	0			
PLAYOFFS										
YEAR	GP	G	A	PTS	PIM	PP	SH			
1990	5	0	0	0	14	0	0			
ALEX BROOKS										
YEAR	GP	G	A	PTS	PIM	PP	SH			
2006-07	19	0	1	1	4	0	0			
AARON BROTEN										
YEAR	GP	G	A	PTS	PIM	PP	SH			
1982-83	73	1								

DAVID CLARKSON	GP	G	A	PTS	PIM	PP	SH
1988	7	3	1	4	6	2	0
2006-07	7	3	1	4	6	2	0
2007-08	81	9	13	22	183	0	0
2008-09	82	17	15	32	164	4	0
2009-10	46	11	13	24	85	3	0
2010-11	82	12	6	18	116	1	0
2011-12	80	30	16	46	138	8	0
2012-13	48	15	9	24	78	6	0
TOTALS	426	97	73	170	770	24	0
PLAYOFFS	GP	G	A	PTS	PIM	PP	SH
2007	3	0	0	0	2	0	0
2008	5	0	0	0	4	0	0
2009	7	2	0	2	19	1	0
2010	5	0	0	0	22	0	0
2012	24	3	9	12	32	0	0
TOTALS	44	5	9	14	79	1	0
DANTON COLE	GP	G	A	PTS	PIM	PP	SH
1994-95	12	1	2	3	8	0	0
PLAYOFFS	GP	G	A	PTS	PIM	PP	SH
1995	1	0	0	0	0	0	0
MIKE COMMODORE	GP	G	A	PTS	PIM	PP	SH
2000-01	20	1	4	5	14	0	0
2001-02	1	0	1	1	30	0	0
TOTALS	57	1	5	6	44	0	0
PAT CONACHER	GP	G	A	PTS	PIM	PP	SH
1985-86	2	0	2	2	2	0	0
1987-88	24	2	5	7	12	0	0
1988-89	55	7	5	12	14	0	1
1989-90	19	3	3	6	4	0	0
1990-91	49	5	11	16	27	0	0
1991-92	44	7	3	10	16	0	1
TOTALS	193	24	29	53	75	0	2
PLAYOFFS	GP	G	A	PTS	PIM	PP	SH
1988	2	0	0	1	4	0	1
1990	5	2	0	4	10	0	0
1991	7	0	2	2	4	0	1
1992	7	1	1	2	4	0	1
TOTALS	36	4	5	9	30	0	2
BOB CORKUM	GP	G	A	PTS	PIM	PP	SH
2000-01	17	3	1	4	4	0	0
PLAYOFFS	GP	G	A	PTS	PIM	PP	SH
2001	12	1	2	3	0	0	0
MATT CORRENTE	GP	G	A	PTS	PIM	PP	SH
2009-10	12	0	0	0	24	0	0
2010-11	22	0	6	6	44	0	0
TOTALS	34	0	6	6	68	0	0
PLAYOFFS	GP	G	A	PTS	PIM	PP	SH
2010	2	0	0	0	2	0	0
TROY CROWDER	GP	G	A	PTS	PIM	PP	SH
1989-90	10	0	0	0	23	0	0
1990-91	59	6	3	9	182	0	0
TOTALS	69	6	3	9	205	0	0
PLAYOFFS	GP	G	A	PTS	PIM	PP	SH
1988	1	0	0	0	12	0	0
1990	2	0	0	0	10	0	0
TOTALS	3	0	0	0	22	0	0
MATT D'AGOSTINI	GP	G	A	PTS	PIM	PP	SH
2012-13	13	2	2	4	6	0	0
PIERRE DAGENAS	GP	G	A	PTS	PIM	PP	SH
2000-01	9	3	2	5	6	1	0
2001-02	16	3	3	6	4	1	0
TOTALS	25	6	5	11	10	2	0
KEN DANEYKO	GP	G	A	PTS	PIM	PP	SH
1983-84	11	1	4	5	17	0	0
1984-85	1	0	0	0	10	0	0
1985-86	44	0	10	10	100	0	0
1986-87	79	2	12	14	183	0	0
1987-88	80	5	7	12	239	1	0
1988-89	80	5	5	10	283	1	0
1989-90	74	6	15	21	219	0	1
1990-91	80	4	16	20	249	1	2
1991-92	80	1	7	8	170	0	0
1992-93	84	2	11	13	236	0	0
1993-94	78	1	9	10	176	0	0
1994-95	25	1	2	3	54	0	0
1995-96	80	2	4	11	114	0	0
1996-97	77	2	7	9	70	0	0
1997-98	37	0	1	1	57	0	0
1998-99	82	2	9	11	63	0	0
1999-00	78	0	6	6	98	0	0
2000-01	77	0	4	4	87	0	0
2001-02	67	0	6	6	60	0	0
2002-03	69	2	7	9	33	0	0
TOTALS	1283	36	142	178	2519	3	3

PLAYOFFS	GP	G	A	PTS	PIM	PP	SH
1988	20	1	6	7	83	0	0
1990	6	2	0	2	21	0	0
1991	7	0	1	1	10	0	0
1992	7	0	3	3	16	0	0
1993	5	0	0	0	8	0	0
1994	20	0	1	1	45	0	0
1995	20	1	0	1	22	0	0
1997	10	0	0	0	28	0	0
1998	6	0	1	1	10	0	0
1999	7	0	0	0	8	0	0
2000	23	1	2	3	14	0	0
2001	2	0	3	3	21	0	0
2002	6	0	0	0	8	0	0
2003	13	0	0	0	2	0	0
TOTALS	175	5	17	22	296	0	0
SCOTT DANIELS	GP	G	A	PTS	PIM	PP	SH
1997-98	26	0	3	3	102	0	0
1998-99	1	0	0	0	0	0	0
TOTALS	27	0	3	3	102	0	0
PLAYOFFS	GP	G	A	PTS	PIM	PP	SH
1998	1	0	0	0	0	0	0
MIKE DANTON	GP	G	A	PTS	PIM	PP	SH
2000-01	2	0	0	0	6	0	0
2002-03	17	2	0	2	35	0	0
TOTALS	19	2	0	2	41	0	0
CRAIG DARBY	GP	G	A	PTS	PIM	PP	SH
2002-03	3	0	1	1	0	0	0
2003-04	2	0	0	0	0	0	0
TOTALS	5	0	1	1	0	0	0
PATRICK DAVIS	GP	G	A	PTS	PIM	PP	SH
2008-09	1	0	0	0	0	0	0
2009-10	8	1	0	1	0	0	0
TOTALS	9	1	0	1	0	0	0
ROB DAVISON	GP	G	A	PTS	PIM	PP	SH
2009-10	1	0	0	0	0	0	0
KEVIN DEAN	GP	G	A	PTS	PIM	PP	SH
1994-95	17	0	1	1	4	0	0
1995-96	41	0	6	6	28	0	0
1996-97	28	2	4	6	6	0	0
1997-98	50	1	8	9	12	1	0
1998-99	62	1	10	11	22	1	0
TOTALS	194	4	29	33	72	2	0
PLAYOFFS	GP	G	A	PTS	PIM	PP	SH
1995	3	0	2	2	2	0	0
1997	1	1	0	1	0	0	0
1998	5	1	0	1	2	0	0
1999	7	0	0	0	0	0	0
TOTALS	16	2	2	4	2	0	0
DON DIETRICH	GP	G	A	PTS	PIM	PP	SH
1985-86	11	0	2	2	10	0	0
DAN DORION	GP	G	A	PTS	PIM	PP	SH
1985-86	3	1	1	2	0	0	0
1987-88	1	0	1	2	0	0	0
TOTALS	4	1	1	2	2	0	0
JIM DOWD	GP	G	A	PTS	PIM	PP	SH
1991-92	1	0	0	0	0	0	0
1992-93	1	0	0	0	0	0	0
1993-94	15	5	10	15	0	2	0
1994-95	10	1	4	5	0	1	0
1995-96	28	4	9	13	17	0	0
2006-07	66	4	4	8	20	0	1
TOTALS	121	14	27	41	37	3	1
PLAYOFFS	GP	G	A	PTS	PIM	PP	SH
1994	19	6	8	8	0	0	0
1995	11	2	1	6	0	0	0
2007	11	0	0	0	4	0	0
TOTALS	41	4	7	11	20	0	0
BRUCE DRIVER	GP	G	A	PTS	PIM	PP	SH
1983-84	4	0	2	2	0	0	0
1984-85	67	9	23	32	36	3	1
1985-86	40	3	15	18	32	1	0
1986-87	74	6	28	34	36	0	0
1987-88	74	15	40	55	68	7	0
1988-89	27	1	15	16	24	1	0
1989-90	75	7	46	53	63	1	0
1990-91	73	9	36	45	62	7	0
1991-92	78	7	35	42	66	3	1
1992-93	83	14	40	54	66	6	0
1993-94	66	8	24	32	63	3	1
1994-95	41	4	12	16	18	1	0
TOTALS	702	83	316	399	534	33	3

PLAYOFFS	GP	G	A	PTS	PIM	PP	SH
1988	20	3	7	10	14	3	0
1990	6	1	5	6	16	0	0
1991	7	1	2	3	12	1	0
1992	7	0	4	4	2	0	0
1993	5	1	3	4	4	0	1
1994	20	3	5	8	12	2	0
1995	17	1	6	7	8	1	0
TOTALS	82	10	32	42	58	7	1
TYLER ECKFORD	GP	G	A	PTS	PIM	PP	SH
2009-10	3	0	1	1	4	0	0
2010-11	4	0	0	0	0	0	0
TOTALS	7	0	1	1	4	0	0
DAVE ELLETT	GP	G	A	PTS	PIM	PP	SH
1996-97	20	2	5	7	6	1	0
PLAYOFFS	GP	G	A	PTS	PIM	PP	SH
1997	10	0	3	3	10	0	0
DAVID EMMA	GP	G	A	PTS	PIM	PP	SH
1992-93	2	0	0	0	0	0	0
1993-94	15	5	5	10	2	1	0
1994-95	6	0	1	1	0	0	0
TOTALS	23	5	6	11	2	1	0
JIM FAHEY	GP	G	A	PTS	PIM	PP	SH
2006-07	13	0	1	1	2	0	0
MARK FAYNE	GP	G	A	PTS	PIM	PP	SH
2010-11	57	4	10	14	27	0	0
2011-12	82	4	13	17	26	0	0
2012-13	31	1	5	6	16	0	1
2013-14	72	4	7	11	30	0	1
TOTALS	242	13	35	48	99	0	2
PLAYOFFS	GP	G	A	PTS	PIM	PP	SH
2012	24	0	3	3	6	0	0
VJACHESLAV FETISOV	GP	G	A	PTS	PIM	PP	SH
1989-90	42	34	42	52	2	0	0
1990-91	67	3	16	19	62	1	0
1991-92	70	3	23	26	108	0	0
1992-93	76	4	23	27	158	1	1
1993-94	52	1	14	15	30	0	0
1994-95	4	0	1	1	0	0	0
TOTALS	341</						

## BEN HANKINSON

YEAR	GP	G	A	PTS	PIM	PP	SH
1992-93	4	2	1	3	9	0	0
1993-94	13	1	0	1	23	0	0
1994-95	8	0	0	0	7	0	0
TOTALS	25	3	1	4	39	0	0
PLAYOFFS	GP	G	A	PTS	PIM	PP	SH
1994	2	1	0	1	4	0	0

## NICLAS HAVELID

YEAR	GP	G	A	PTS	PIM	PP	SH
2008-09	15	0	4	4	6	0	0
PLAYOFFS	GP	G	A	PTS	PIM	PP	SH
2009	7	0	1	1	2	0	0

## ALAN HEPPLER

YEAR	GP	G	A	PTS	PIM	PP	SH
1983-84	1	0	0	0	7	0	0
1984-85	1	0	0	0	0	0	0
1985-86	1	0	0	0	0	0	0
TOTALS	3	0	0	0	7	0	0

## ULI HIEMER

YEAR	GP	G	A	PTS	PIM	PP	SH
1984-85	53	5	24	29	70	3	0
1985-86	50	8	16	24	61	6	0
1986-87	40	6	14	20	45	2	0
TOTALS	143	19	54	73	176	11	0

## TIM HIGGINS

YEAR	GP	G	A	PTS	PIM	PP	SH
1983-84	37	18	10	28	27	3	1
1984-85	71	19	29	48	30	5	0
1985-86	59	9	17	26	47	2	0
TOTALS	167	46	56	102	104	10	1

## BOB HOFFMEYER

YEAR	GP	G	A	PTS	PIM	PP	SH
1983-84	58	4	12	16	61	0	0
1984-85	37	1	6	7	65	0	0
TOTALS	95	5	18	23	126	0	0

## BOBBY HOLIK

YEAR	GP	G	A	PTS	PIM	PP	SH
1992-93	61	20	19	39	76	7	0
1993-94	70	13	20	33	72	2	0
1994-95	48	10	10	20	18	0	0
1995-96	63	13	17	30	58	1	0
1996-97	82	23	39	62	54	5	0
1997-98	82	29	36	65	100	8	0
1998-99	78	27	37	64	119	5	0
1999-00	79	23	23	46	106	7	0
2000-01	80	15	35	50	97	3	0
2001-02	81	25	29	54	97	6	0
2008-09	62	4	5	9	63	0	0
TOTALS	768	202	277	479	863	44	0

## BOBBY HOLIK

YEAR	GP	G	A	PTS	PIM	PP	SH
1993	5	1	1	2	6	0	0
1994	20	0	3	3	6	0	0
1995	20	4	4	8	22	2	0
1997	10	2	3	5	4	1	0
1998	5	0	0	0	8	0	0
1999	7	0	7	7	6	0	0
2000	23	3	7	10	14	0	0
2001	25	6	10	16	37	1	0
2002	6	4	1	5	2	1	0
2009	3	0	1	1	2	0	0
TOTALS	124	20	37	57	107	5	0

## PHIL HOUSLEY

YEAR	GP	G	A	PTS	PIM	PP	SH
1995-96	22	1	15	16	8	0	0

## GARRY HOWATT

YEAR	GP	G	A	PTS	PIM	PP	SH
1982-83	38	1	4	5	114	0	0
1983-84	6	0	0	0	14	0	0
TOTALS	44	1	4	5	128	0	0

## JAN HRDINA

YEAR	GP	G	A	PTS	PIM	PP	SH
2003-04	13	6	7	10	10	0	0
PLAYOFFS	GP	G	A	PTS	PIM	PP	SH
2004	5	2	0	2	2	0	0

## CALE HULSE

YEAR	GP	G	A	PTS	PIM	PP	SH
1995-96	8	0	0	0	15	0	0

## JAMIE HUSCROFT

YEAR	GP	G	A	PTS	PIM	PP	SH
1988-89	15	0	2	2	51	0	0
1989-90	42	2	3	5	149	0	0
1990-91	8	0	1	1	27	0	0
TOTALS	65	2	6	8	227	0	0

## DAVE HUTCHISON

YEAR	GP	G	A	PTS	PIM	PP	SH
1990	5	0	0	0	16	0	0
1991	3	0	0	0	16	0	0
TOTALS	8	0	0	0	22	0	0

## DAN LACOUTURE

YEAR	GP	G	A	PTS	PIM	PP	SH
1982-83	32	1	4	5	102	0	0

## JOHN JOHANNSSON

YEAR	GP	G	A	PTS	PIM	PP	SH
1983-84	5	0	0	0	0	0	0

## MARK JOHNSON

YEAR	GP	G	A	PTS	PIM	PP	SH
1985-86	80	21	41	62	16	6	1
1986-87	68	25	26	51	22	11	2
1987-88	54	14	19	33	14	2	3
1988-89	40	13	25	38	24	4	0
1989-90	63	16	29	45	12	4	0
TOTALS	305	89	140	229	88	27	6
PLAYOFFS	GP	G	A	PTS	PIM	PP	SH
1988	18	10	8	18	4	5	0
1990	2	0	0	0	0	0	0
TOTALS	29	10	8	18	4	5	0

## VALERI KAMENSKY

YEAR	GP	G	A	PTS	PIM	PP	SH
2001-02	30	4	8	12	18	0	0
PLAYOFFS	GP	G	A	PTS	PIM	PP	SH
2002	2	0	0	0	0	0	0

## ALEXEI KASATONOV

YEAR	GP	G	A	PTS	PIM	PP	SH
1989-90	39	6	15	21	16	1	0
1990-91	78	10	31	41	76	1	0
1991-92	76	12	28	40	70	3	2
1992-93	64	3	14	17	57	0	2
TOTALS	257	31	88	119	219	5	2
PLAYOFFS	GP	G	A	PTS	PIM	PP	SH
1990	6	3	3	6	14	0	0
1991	7	1	3	2	8	0	0
1992	7	1	1	2	12	0	0
1993	4	0	0	0	0	0	0
TOTALS	24	2	7	9	34	0	0

## STEVE KELLY

YEAR	GP	G	A	PTS	PIM	PP	SH
1999-00	1	0	0	0	0	0	0
2000-01	24	2	2	4	21	0	0
TOTALS	25	2	2	4	21	0	0
PLAYOFFS	GP	G	A	PTS	PIM	PP	SH
2000	10	0	0	0	4	0	0

## MIKE KITCHEN

YEAR	GP	G	A	PTS	PIM	PP	SH
1982-83	77	4	8	12	52	0	1
1983-84	43	1	4	5	24	0	0
TOTALS	120	5	12	17	76	0	1

## KEN KLEE

YEAR	GP	G	A	PTS	PIM	PP	SH
2005-06	18	0	0	0	14	0	0
PLAYOFFS	GP	G	A	PTS	PIM	PP	SH
2006	6	1	0	1	6	0	0

## JIM KORN

YEAR	GP	G	A	PTS	PIM	PP	SH
1987-88	52	8	13	21	140	3	0
1988-89	65	15	16	31	212	4	0
1989-90	37	2	3	5	99	0	0
TOTALS	154	25	32	57	451	7	0
PLAYOFFS	GP	G	A	PTS	PIM	PP	SH
1988	9	0	2	2	71	0	0

## TOM KOSTOPOULOS

YEAR	GP	G	A	PTS	PIM	PP	SH
2012-13	15	1	0	1	18	0	0

## ILYA KOVALCHUK

YEAR	GP	G	A	PTS	PIM	PP	SH
2008-10	27	10	17	27	8	2	0
2010-11	81	31	29	60	28	9	0
2011-12	77	37	46	83	33	10	3
2012-13	37	11	20	31	18	2	4
TOTALS	222	89	112	201	87	23	7
PLAYOFFS	GP	G	A	PTS	PIM	PP	SH
2010	5	2	4	6	6	1	0
2012	23	8	11	19	6	5	0
TOTALS	28	10	15	25	12	6	0

## VIKTOR KOZLOV

YEAR	GP	G	A	PTS	PIM	PP	SH
2003-04	11	2	4	6	2	0	0
2005-06	69	12	13	25	16	2	0
TOTALS	80	14	17	31	18	0	0

## VLASTIMIL KROUPA

YEAR	GP	G	A	PTS	PIM	PP	SH
1997-98	2	0	1	1	0	0	0

## TOM KURVERS

YEAR	GP	G	A	PTS	PIM	PP	SH
1987-88	56	5	29	34	46	2	0
1988-89	74	16	50	66	38	5	0
1989-90	1	0	0	0	0	0	0
TOTALS	131	21	79	100	84	7	0

## DAN LACOUTURE

YEAR	GP	G	A	PTS	PIM	PP	SH
1988	19	6	9	15	38	3	0

## DAN LACOUTURE

YEAR	GP	G	A	PTS	PIM	PP	SH
2006-07	6	0	0	0	7	0	0

## SASHA LAKOVIC

YEAR	GP	G	A	PTS	PIM	PP	SH
1997-98	2	0	0	0	5	0	0
1998-99	16	0	3	3	59	0	



## JEFF MADILL

YEAR	GP	G	A	PTS	PIM	PP	SH
1990-91	14	4	0	4	46	0	0
PLAYOFFS	GP	G	A	PTS	PIM	PP	SH
1991	7	0	2	2	8	0	0
OLIVIER MAGNAN	GP	G	A	PTS	PIM	PP	SH
2010-11	18	0	0	0	0	0	0
ADAM MAIR	GP	G	A	PTS	PIM	PP	SH
YEAR	GP	G	A	PTS	PIM	PP	SH
2010-11	65	1	3	4	45	0	0
VLADIMIR MALAKHOV	GP	G	A	PTS	PIM	PP	SH
YEAR	GP	G	A	PTS	PIM	PP	SH
1999-00	17	4	5	19	1	0	0
2005-06	29	4	5	26	3	0	0
TOTALS	46	5	9	14	45	4	0
PLAYOFFS	GP	G	A	PTS	PIM	PP	SH
2000	23	1	4	5	18	1	0
DAVID MALEY	GP	G	A	PTS	PIM	PP	SH
YEAR	GP	G	A	PTS	PIM	PP	SH
1987-88	44	4	2	6	65	1	0
1988-89	68	5	6	11	249	0	0
1989-90	67	8	17	25	160	0	0
1990-91	64	8	14	22	151	1	0
1994-95	37	7	11	18	58	1	0
TOTALS	280	32	50	82	683	3	0
PLAYOFFS	GP	G	A	PTS	PIM	PP	SH
1988	20	3	1	4	80	0	0
1990	6	0	0	0	25	0	0
TOTAL	26	3	1	4	105	0	0
MERLIN MALINOWSKI	GP	G	A	PTS	PIM	PP	SH
YEAR	GP	G	A	PTS	PIM	PP	SH
1982-83	5	3	2	5	0	1	0
TROY MALLETTE	GP	G	A	PTS	PIM	PP	SH
YEAR	GP	G	A	PTS	PIM	PP	SH
1991-92	17	3	4	7	43	0	0
1992-93	34	4	3	7	56	0	0
TOTALS	51	7	7	14	99	0	0
OLLI MALMIVAARA	GP	G	A	PTS	PIM	PP	SH
YEAR	GP	G	A	PTS	PIM	PP	SH
2007-08	2	0	0	0	0	0	0
DAVE MARCINYSZYN	GP	G	A	PTS	PIM	PP	SH
YEAR	GP	G	A	PTS	PIM	PP	SH
1990-91	9	0	1	1	21	0	0
HECTOR MARINI	GP	G	A	PTS	PIM	PP	SH
YEAR	GP	G	A	PTS	PIM	PP	SH
1982-83	77	17	28	45	105	5	0
1983-84	32	2	2	4	47	0	0
TOTALS	109	19	30	49	152	5	0
GORD MARK	GP	G	A	PTS	PIM	PP	SH
YEAR	GP	G	A	PTS	PIM	PP	SH
1986-87	36	3	5	8	82	0	0
1987-88	19	0	2	2	27	0	0
TOTALS	55	3	7	10	109	0	0
GRANT MARSHALL	GP	G	A	PTS	PIM	PP	SH
YEAR	GP	G	A	PTS	PIM	PP	SH
2002-03	10	1	3	4	7	0	0
2003-04	65	8	7	15	67	5	0
2005-06	76	8	17	25	70	4	0
TOTALS	151	17	27	44	144	9	0
PLAYOFFS	GP	G	A	PTS	PIM	PP	SH
2003	24	6	2	1	8	2	0
2006	7	0	1	1	8	0	0
TOTALS	31	6	3	9	16	2	0
PAUL MARTIN	GP	G	A	PTS	PIM	PP	SH
YEAR	GP	G	A	PTS	PIM	PP	SH
2003-04	70	6	18	24	4	2	0
2005-06	80	5	32	37	32	3	0
2006-07	82	3	23	26	18	1	0
2007-08	73	5	27	32	22	2	0
2008-09	73	5	28	33	36	2	0
2009-10	22	2	9	11	2	1	0
TOTALS	400	26	137	163	114	11	0
PLAYOFFS	GP	G	A	PTS	PIM	PP	SH
2004	5	1	1	2	4	1	0
2006	9	0	3	3	4	0	0
2007	11	0	4	4	6	0	0
2008	5	1	2	3	2	1	0
2009	7	0	4	4	2	0	0
2010	5	0	0	0	0	0	0
TOTALS	42	2	14	16	18	2	0
RICHARD MATVICHUK	GP	G	A	PTS	PIM	PP	SH
YEAR	GP	G	A	PTS	PIM	PP	SH
2005-06	62	1	10	11	40	0	0
2006-07	1	0	0	0	0	0	0
TOTALS	63	1	10	11	40	0	0
PLAYOFFS	GP	G	A	PTS	PIM	PP	SH
2006	7	0	0	0	4	0	0
2007	9	0	0	0	10	0	0
TOTALS	16	0	0	0	14	0	0

## KEVIN MAXWELL

YEAR	GP	G	A	PTS	PIM	PP	SH
1983-84	14	0	3	3	2	0	0
GARY McADAM	GP	G	A	PTS	PIM	PP	SH
YEAR	GP	G	A	PTS	PIM	PP	SH
1983-84	38	9	6	15	15	0	2
1984-85	4	1	1	2	0	0	0
TOTALS	42	10	7	7	15	0	2
CHRIS McALPINE	GP	G	A	PTS	PIM	PP	SH
YEAR	GP	G	A	PTS	PIM	PP	SH
1994-95	24	0	3	3	17	0	0
DEAN McAMMOND	GP	G	A	PTS	PIM	PP	SH
YEAR	GP	G	A	PTS	PIM	PP	SH
1999-00	62	8	9	17	40	1	1
PLAYOFFS	GP	G	A	PTS	PIM	PP	SH
2010	5	0	0	0	4	0	0
DAN McGILLIS	GP	G	A	PTS	PIM	PP	SH
YEAR	GP	G	A	PTS	PIM	PP	SH
2005-06	27	0	6	6	36	0	0
RANDY McKAY	GP	G	A	PTS	PIM	PP	SH
YEAR	GP	G	A	PTS	PIM	PP	SH
1991-92	80	17	16	33	246	2	0
1992-93	73	11	11	22	206	1	0
1993-94	78	12	15	27	244	0	0
1994-95	73	5	7	12	44	0	0
1995-96	11	1	10	21	145	0	0
1996-97	77	9	18	27	109	0	0
1997-98	74	24	24	48	86	8	0
1998-99	70	17	20	37	143	3	0
1999-00	67	16	23	39	80	3	0
2000-01	77	23	20	43	50	12	0
2001-02	55	6	7	13	65	3	0
TOTALS	760	151	171	322	1418	35	0
PLAYOFFS	GP	G	A	PTS	PIM	PP	SH
1992	7	1	3	4	10	1	0
1993	5	0	0	0	16	0	0
1994	25	1	2	3	24	0	0
1995	19	8	4	12	11	0	0
1997	10	1	1	2	0	0	0
1998	6	0	1	1	0	0	0
1999	7	3	2	5	2	0	0
2000	23	0	6	6	9	0	0
2001	19	6	3	9	8	2	0
TOTALS	116	20	22	42	80	5	0
JIM McKENZIE	GP	G	A	PTS	PIM	PP	SH
YEAR	GP	G	A	PTS	PIM	PP	SH
2000-01	53	2	2	4	119	0	0
2001-02	67	3	5	8	123	1	0
2002-03	76	4	8	12	88	0	0
TOTALS	196	9	15	24	330	0	0
PLAYOFFS	GP	G	A	PTS	PIM	PP	SH
2001	3	0	0	0	2	0	0
2002	3	0	0	0	2	0	0
2003	13	0	0	0	14	0	0
TOTALS	22	0	0	0	18	0	0
PETER McNAB	GP	G	A	PTS	PIM	PP	SH
YEAR	GP	G	A	PTS	PIM	PP	SH
1985-86	71	19	24	43	14	6	0
1986-87	46	8	12	20	8	2	0
TOTALS	117	27	36	63	22	8	0
GEORGE McPHEE	GP	G	A	PTS	PIM	PP	SH
YEAR	GP	G	A	PTS	PIM	PP	SH
1987-88	5	3	0	3	8	0	0
1988-89	1	0	1	1	2	0	0
TOTALS	6	3	1	4	10	0	0
RICK MEAGHER	GP	G	A	PTS	PIM	PP	SH
YEAR	GP	G	A	PTS	PIM	PP	SH
1982-83	57	15	14	29	11	7	0
1983-84	52	14	14	28	16	2	0
1984-85	71	11	20	31	22	1	1
TOTALS	180	40	48	88	49	10	1
GLENN MERKOSKY	GP	G	A	PTS	PIM	PP	SH
YEAR	GP	G	A	PTS	PIM	PP	SH
1982-83	34	4	10	14	20	1	0
1983-84	5	1	0	1	0	0	0
TOTALS	39	5	10	15	20	1	0
COREY MILLEN	GP	G	A	PTS	PIM	PP	SH
YEAR	GP	G	A	PTS	PIM	PP	SH
1993-94	78	20	30	50	52	4	0
1994-95	17	2	3	5	8	0	0
TOTALS	95	22	33	55	60	4	0
PLAYOFFS	GP	G	A	PTS	PIM	PP	SH
1994	7	1	0	1	2	0	0
JASON MILLER	GP	G	A	PTS	PIM	PP	SH
YEAR	GP	G	A	PTS	PIM	PP	SH
1990-91	1	0	0	0	0	0	0
1991-92	3	0	0	0	0	0	0
1992-93	2	0	0	0	0	0	0
TOTALS	6	0	0	0	0	0	0
BRAD MILLS	GP	G	A	PTS	PIM	PP	SH
YEAR	GP	G	A	PTS	PIM	PP	SH
2010-11	4	1	0	1	5	0	0
2011-12	27	0	1	1	32	0	0
TOTALS	31	1	1	2	37	0	0

## WILLIE MITCHELL

YEAR	GP	G	A	PTS	PIM	PP	SH
1989-90	2	0	0	2	0	0	0
2000-01	16	0	2	2	29	0	0
TOTALS	18	0	2	2	29	0	0
JAROSLAV MODRY	GP	G	A	PTS	PIM	PP	SH
YEAR	GP	G	A	PTS	PIM	PP	SH
1993-94	41	2	15	17	18	2	0
1994-95	11	0	0	0	0	0	0
TOTALS	52	2	15	17	18	2	0
ALEXANDER MOGILNY	GP	G	A	PTS	PIM	PP	SH
YEAR	GP	G	A	PTS	PIM	PP	SH
1999-00	12	3	3	6	4	2	0
2000-01	75	43	40	83	43	12	0
2005-06	34	12	13	25	6	7	0
TOTALS	121	56	56	114	53	21	0
PLAYOFFS	GP	G	A	PTS	PIM	PP	SH
2000	23	4	3	7	4	2	0
2001	25	5	11	16	8	1	0
TOTALS	48	9	14	23	12	3	0
MIKE MOHER	GP	G	A	PTS	PIM	PP	SH
YEAR	GP	G	A	PTS	PIM	PP	SH
1982-83	9	0	1	1	28	0	0
JON MORRIS	GP	G	A	PTS	PIM	PP	SH
YEAR	GP	G	A	PTS	PIM	PP	SH
1988-89	4	0	2	2	0	0	0
1989-90	20	6	7	13	8	2	0
1990-91	53	39	19	28	27	1	0
1991-92	7	1	2	3	6	1	0
1992-93	2	0	0	0			

## ALUMNI

YEAR	GP	G	A	PTS	PIM	PP	SH
2006-07	75	2	9	11	61	0	0
2007-08	75	6	20	26	46	2	0
2008-09	82	7	22	29	30	1	1
2009-10	40	2	2	4	18	0	0
TOTALS	273	17	53	70	155	3	1
PLAYOFFS	GP	G	A	PTS	PIM	PP	SH
2007	6	0	1	1	6	0	0
2008	5	0	1	1	6	0	0
2009	7	0	0	0	2	0	0
TOTALS	18	0	2	2	14	0	0
JANNE OJANEN	GP	G	A	PTS	PIM	PP	SH
1983-89	3	0	1	1	2	0	0
1989-90	64	17	13	30	12	1	0
1992-93	31	4	9	13	14	1	0
TOTALS	98	21	23	44	28	2	0
PLAYOFFS	GP	G	A	PTS	PIM	PP	SH
1992	3	0	2	2	0	0	0
ROSTISLAV OLESZ	GP	G	A	PTS	PIM	PP	SH
2013-14	10	0	2	2	0	0	0
KRZY SZTOF OLIWA	GP	G	A	PTS	PIM	PP	SH
1996-97	0	0	0	0	5	0	0
1997-98	73	2	3	5	295	0	0
1998-99	64	5	7	12	240	0	0
1999-00	69	6	10	16	184	1	0
2005-06	3	0	0	0	0	0	0
TOTALS	210	13	20	33	724	1	0
PLAYOFFS	GP	G	A	PTS	PIM	PP	SH
1998	6	0	0	0	23	0	0
1999	1	0	0	0	2	0	0
TOTALS	7	0	0	0	25	0	0
ROB PALMER	GP	G	A	PTS	PIM	PP	SH
1982-83	60	0	10	11	21	0	0
1983-84	33	0	0	5	10	0	0
TOTALS	98	1	15	16	31	0	0
NICK PALMIERI	GP	G	A	PTS	PIM	PP	SH
2009-10	6	0	1	1	0	0	0
2010-11	43	9	8	17	6	1	0
2011-12	29	4	3	7	14	0	0
TOTALS	78	13	12	25	20	1	0
JAY PANDOLFO	GP	G	A	PTS	PIM	PP	SH
1996-97	46	6	8	14	6	0	0
1997-98	23	1	3	4	4	0	0
1998-99	70	14	13	27	10	1	0
1999-00	71	7	8	15	4	0	0
2000-01	63	4	12	16	16	0	0
2001-02	65	4	10	14	15	0	1
2002-03	68	6	11	17	23	0	0
2003-04	82	13	13	26	14	1	2
2005-06	82	10	10	20	16	0	0
2006-07	82	13	14	27	8	0	1
2007-08	54	12	12	24	22	0	0
2008-09	61	4	5	5	9	0	1
2009-10	52	4	5	9	6	0	0
TOTALS	819	99	124	223	154	2	7
PLAYOFFS	GP	G	A	PTS	PIM	PP	SH
1997	6	0	1	1	0	0	0
1998	3	0	2	2	0	0	0
1999	7	1	0	1	0	0	0
2000	23	0	5	5	0	0	0
2001	25	1	4	5	4	0	0
2002	6	0	0	0	0	0	0
2003	24	6	6	12	2	0	0
2004	5	0	0	0	0	0	0
2006	9	1	4	5	0	0	1
2007	11	1	0	1	4	0	0
2008	5	0	0	0	2	0	0
2009	7	1	1	1	0	0	0
TOTALS	131	11	22	33	12	0	1
ZACH PARISE	GP	G	A	PTS	PIM	PP	SH
2005-06	81	14	18	32	28	2	0
2006-07	82	31	31	62	30	9	0
2007-08	81	32	33	65	25	10	1
2008-09	82	45	49	94	24	14	0
2009-10	81	38	44	82	32	9	1
2010-11	13	3	3	6	6	0	0
2011-12	82	31	38	69	32	7	3
TOTALS	502	194	216	410	177	51	5
PLAYOFFS	GP	G	A	PTS	PIM	PP	SH
2006	9	1	2	3	2	0	0
2007	11	7	3	10	8	2	0
2008	5	1	4	5	2	1	0
2009	7	3	3	6	2	1	0
2010	5	1	3	4	0	0	1
2012	24	8	7	15	4	3	0
TOTALS	61	21	22	43	18	7	1

## DENIS PEDERSON

YEAR	GP	G	A	PTS	PIM	PP	SH
1995-96	10	3	1	4	0	1	0
1996-97	70	12	20	32	62	3	0
1997-98	80	15	13	28	97	7	0
1998-99	76	11	12	23	66	3	0
1999-00	35	3	3	6	16	0	0
TOTALS	271	44	49	93	241	14	0
PLAYOFFS	GP	G	A	PTS	PIM	PP	SH
1997	9	0	0	0	2	0	0
1998	6	1	1	2	2	0	1
1999	3	0	1	1	0	0	0
TOTALS	18	1	2	3	4	0	1
SCOTT PELLERIN	GP	G	A	PTS	PIM	PP	SH
1992-93	45	10	11	21	41	1	2
1993-94	1	0	0	0	2	0	0
1995-96	6	2	1	3	0	0	0
TOTALS	52	12	12	24	43	1	2
MIKE PELUSO	GP	G	A	PTS	PIM	PP	SH
1993-94	69	4	16	20	238	0	0
1994-95	46	2	9	11	167	0	0
1995-96	57	3	8	11	146	0	0
1996-97	20	0	2	2	68	0	0
TOTALS	192	9	35	44	619	0	0
PLAYOFFS	GP	G	A	PTS	PIM	PP	SH
1994	17	1	0	1	64	0	0
1995	20	1	2	3	8	0	0
TOTALS	37	2	2	4	72	0	0
RICARD PERSSON	GP	G	A	PTS	PIM	PP	SH
1995-96	12	2	1	3	8	1	0
1996-97	1	0	0	0	0	0	0
TOTALS	13	2	1	3	8	1	0
ANDREW PETERS	GP	G	A	PTS	PIM	PP	SH
2009-10	0	0	0	0	93	0	0
DAVID PICHETTE	GP	G	A	PTS	PIM	PP	SH
1984-85	71	17	40	57	41	8	0
1985-86	33	7	12	19	22	4	0
TOTALS	104	24	52	76	63	12	0
RANDY PIERCE	GP	G	A	PTS	PIM	PP	SH
1982-83	3	0	0	0	0	0	0
TUOMAS PIHLMAN	GP	G	A	PTS	PIM	PP	SH
2003-04	2	0	0	0	2	0	0
2005-06	1	1	1	2	10	0	0
2007-08	2	0	0	0	0	0	0
TOTALS	15	1	1	2	12	0	0
ILKKA PIKKARAINEN	GP	G	A	PTS	PIM	PP	SH
2009-10	31	1	3	4	10	0	0
WALT PODDUBNY	GP	G	A	PTS	PIM	PP	SH
1989-90	33	4	10	14	28	1	0
1990-91	14	4	6	10	10	0	0
1991-92	7	1	2	3	6	0	0
TOTALS	54	9	18	27	44	1	0
ALEXEI PONIKAROVSKY	GP	G	A	PTS	PIM	PP	SH
2011-12	33	7	11	18	8	0	0
2012-13	30	2	5	7	8	0	0
TOTALS	63	9	16	25	16	0	0
PLAYOFFS	GP	G	A	PTS	PIM	PP	SH
2012	24	1	8	9	12	0	0
JUKKA PORVARI	GP	G	A	PTS	PIM	PP	SH
1982-83	8	1	3	4	4	0	0
RICH PRESTON	GP	G	A	PTS	PIM	PP	SH
1984-85	75	12	15	27	26	1	0
1985-86	76	19	22	41	65	3	0
TOTALS	151	31	37	68	91	4	0
JOEL QUENNEVILLE	GP	G	A	PTS	PIM	PP	SH
1982-83	74	5	12	17	46	0	1
DERON QUINT	GP	G	A	PTS	PIM	PP	SH
1999-00	4	1	0	1	2	0	0
KAREL RACHUNEK	GP	G	A	PTS	PIM	PP	SH
2007-08	47	4	9	13	40	0	0
BRIAN RAFALSKI	GP	G	A	PTS	PIM	PP	SH
1999-00	75	5	27	32	28	1	0
2000-01	78	9	43	52	26	6	0
2001-02	76	7	40	47	18	2	0
2002-03	79	3	37	40	14	2	0
2003-04	69	6	30	36	24	2	0
2005-06	82	6	43	49	36	3	0
2006-07	82	8	47	55	34	3	1
TOTALS	541	44	267	311	180	19	1

PLAYOFFS	GP	G	A	PTS	PIM	PP	SH
2000	23	2	6	8	8	0	0
2001	25	7	11	18	7	1	0
2002	6	3	2	5	4	3	0
2003	23	2	9	11	8	2	0
2004	5	0	1	1	0	0	0
2006	9	1	8	9	2	1	0
2007	11	2	6	8	8	2	0
TOTALS	102	17	43	60	37	9	0
ERIK RASMUSSEN	GP	G	A	PTS	PIM	PP	SH
2003-04	67	7	6	13	41	0	0
2005-06	69	3	7	10	32	1	0
2006-07	71	3	7	10	44	0	0
TOTALS	207	15	18	33	98	1	0
PLAYOFFS	GP	G	A	PTS	PIM	PP	SH
2004	5	0	2	2	2	0	0
2006	9	0	0	0	0	0	0
2007	11	0	0	0	14	0	0
TOTALS	25	0	2	2	24	0	0
PASCAL RHEAUME	GP	G	A	PTS	PIM	PP	SH
1996-97	2	1	0	1	0	0	0
2002-03	2	1	0	1	5	0	0
2005-06	12	0	0	0	4	0	0
TOTALS	35	2	0	2	12	0	0
PLAYOFFS	GP	G	A	PTS	PIM	PP	SH
2003	24	1	2	3	13	0	0
STEPHANE RICHER	GP	G	A	PTS	PIM	PP	SH
1991-92	74	29	35	64	25	5	1
1992-93	78	38	35	73	44	7	1
1993-94	80	36	36	72	16	7	3
1994-95	45	23	16	39	10	1	2
1995-96	73	20	12	32	30	3	4
2001-02	10	1	2	3	0	0	0
TOTALS	360	147	136	283	125	23	11
PLAYOFFS	GP	G	A	PTS	PIM	PP	SH
1992	7	1	2	3	2	0	0
1993	5	2	2	4	2	1	0
1994	20	7	5	12	6	3	0
1995	19	6	15	21	2	3	1
2002	3	0	0	0	0	0	0
TOTALS	54	16	24	40	10	7	1
STEVE RICHMOND							

## PETER STASTNY

YEAR	GP	G	A	PTS	PIM	PP	SH
1989-90	12	5	6	11	16		
1990-91	77	18	42	60	53	4	0
1991-92	66	24	38	62	42	10	1
1992-93	62	17	23	40	22	7	0
<b>TOTALS</b>	<b>217</b>	<b>64</b>	<b>109</b>	<b>173</b>	<b>133</b>	<b>23</b>	<b>1</b>

## PLAYOFFS

YEAR	GP	G	A	PTS	PIM	PP	SH
1990	6	3	2	5	4	1	0
1991	7	3	4	7	2	1	0
1992	7	3	7	10	19	0	0
1993	5	0	2	2	2	0	0
<b>TOTALS</b>	<b>25</b>	<b>9</b>	<b>15</b>	<b>24</b>	<b>27</b>	<b>2</b>	<b>0</b>

## DAVID STECKEL

YEAR	GP	G	A	PTS	PIM	PP	SH
2010-11	18	1	0	1	2	0	0

## SCOTT STEVENS

YEAR	GP	G	A	PTS	PIM	PP	SH
1991-92	68	17	42	59	124	7	1
1992-93	81	12	45	57	120	8	0
1993-94	83	18	60	78	112	5	1
1994-95	48	2	20	22	56	1	0
1995-96	82	5	23	28	100	2	1
1996-97	79	5	19	24	70	0	0
1997-98	80	4	22	26	80	0	0
1998-99	75	5	22	27	84	0	0
1999-00	78	8	21	29	103	0	1
2000-01	81	9	22	31	71	3	0
2001-02	82	1	16	17	44	0	0
2002-03	81	4	16	20	41	0	0
2003-04	38	3	9	12	22	1	0
<b>TOTALS</b>	<b>956</b>	<b>93</b>	<b>337</b>	<b>430</b>	<b>1007</b>	<b>28</b>	<b>4</b>

## PLAYOFFS

YEAR	GP	G	A	PTS	PIM	PP	SH
1992	7	2	1	3	29	2	0
1993	5	2	2	4	10	1	0
1994	20	2	9	11	42	2	0
1995	20	1	7	8	24	0	0
1997	10	0	4	4	2	0	0
1998	6	1	0	1	8	0	0
1999	7	2	1	3	10	2	0
2000	23	3	8	11	6	0	0
2001	25	1	7	8	37	0	0
2002	6	0	0	0	4	0	0
2003	24	3	6	9	14	1	0
<b>TOTALS</b>	<b>153</b>	<b>17</b>	<b>45</b>	<b>62</b>	<b>186</b>	<b>8</b>	<b>0</b>

## TURNER STEVENSON

YEAR	GP	G	A	PTS	PIM	PP	SH
2000-01	69	8	18	26	97	2	0
2001-02	21	0	12	2	25	0	0
2002-03	77	7	13	20	115	0	0
2003-04	61	14	13	27	76	4	0
<b>TOTALS</b>	<b>228</b>	<b>29</b>	<b>46</b>	<b>75</b>	<b>313</b>	<b>6</b>	<b>0</b>

## PLAYOFFS

YEAR	GP	G	A	PTS	PIM	PP	SH
2001	23	1	3	4	20	0	0
2002	1	0	0	0	4	0	0
2003	14	1	1	2	26	0	0
2004	5	0	0	0	0	0	0
<b>TOTALS</b>	<b>43</b>	<b>2</b>	<b>4</b>	<b>6</b>	<b>50</b>	<b>0</b>	<b>0</b>

## AL STEWART

YEAR	GP	G	A	PTS	PIM	PP	SH
1985-86	4	0	0	0	21	0	0
1986-87	7	1	0	1	26	0	0
1987-88	1	0	0	0	0	0	0
1988-89	6	0	2	2	15	0	0
1990-91	41	5	2	7	159	0	0
1991-92	1	0	0	0	5	0	0
<b>TOTALS</b>	<b>60</b>	<b>6</b>	<b>4</b>	<b>10</b>	<b>226</b>	<b>0</b>	<b>0</b>

## ALEKSANDER SUGLOBOV

YEAR	GP	G	A	PTS	PIM	PP	SH
2003-04	1	0	0	0	0	0	0
2005-06	1	1	0	1	0	1	0
<b>TOTALS</b>	<b>2</b>	<b>1</b>	<b>0</b>	<b>1</b>	<b>0</b>	<b>1</b>	<b>0</b>

## DONS SULLIVAN

YEAR	GP	G	A	PTS	PIM	PP	SH
1984-85	57	22	16	38	4	6	0
1985-86	73	21	22	43	20	6	1
1986-87	78	27	26	53	14	4	1
1987-88	59	16	14	30	22	8	1
<b>TOTALS</b>	<b>267</b>	<b>86</b>	<b>78</b>	<b>164</b>	<b>60</b>	<b>24</b>	<b>3</b>

## PLAYOFFS

YEAR	GP	G	A	PTS	PIM	PP	SH
1988	9	0	3	3	2	0	0

## BRIAN SULLIVAN

YEAR	GP	G	A	PTS	PIM	PP	SH
1992-93	2	0	1	1	0	0	0

## STEVE SULLIVAN

YEAR	GP	G	A	PTS	PIM	PP	SH
1995-96	16	5	4	9	8	2	0
1996-97	33	8	14	22	14	2	0
2012-13	9	2	3	5	4	2	0
<b>TOTALS</b>	<b>58</b>	<b>15</b>	<b>21</b>	<b>36</b>	<b>26</b>	<b>6</b>	<b>0</b>

## PATRIK SUNDSTROM

YEAR	GP	G	A	PTS	PIM	PP	SH
1987-88	78	15	36	51	42	9	1
1988-89	65	28	41	69	36	12	1
1989-90	74	27	49	76	34	8	1
1990-91	71	15	31	46	48	4	1
1991-92	17	1	3	4	8	1	0
<b>TOTALS</b>	<b>305</b>	<b>86</b>	<b>160</b>	<b>246</b>	<b>168</b>	<b>34</b>	<b>4</b>

## PLAYOFFS

YEAR	GP	G	A	PTS	PIM	PP	SH
1988	18	7	13	20	14	3	0
1990	6	1	3	4	2	0	0
1991	2	0	0	0	0	0	0
<b>TOTALS</b>	<b>26</b>	<b>8</b>	<b>16</b>	<b>24</b>	<b>16</b>	<b>3</b>	<b>0</b>

## PETER SUNDSTROM

YEAR	GP	G	A	PTS	PIM	PP	SH
1989-90	21	1	2	3	4	0	0

## KEN SUTTON

YEAR	GP	G	A	PTS	PIM	PP	SH
1997-98	13	0	0	0	6	0	0
1998-99	5	1	0	1	0	0	0
1999-00	6	0	2	2	2	0	0
2000-01	53	1	7	8	37	0	0
<b>TOTALS</b>	<b>77</b>	<b>2</b>	<b>9</b>	<b>11</b>	<b>45</b>	<b>0</b>	<b>0</b>

## PLAYOFFS

YEAR	GP	G	A	PTS	PIM	PP	SH
2001	6	0	0	0	13	0	0

## PETR SYKORA

YEAR	GP	G	A	PTS	PIM	PP	SH
1995-96	63	18	24	42	32	8	0
1996-97	19	1	2	3	4	0	0
1997-98	58	16	20	36	22	3	1
1998-99	80	29	43	72	22	15	0
1999-00	79	25	43	68	26	5	1
2000-01	73	35	46	81	32	9	2
2001-02	73	21	27	48	44	4	0
2011-12	82	21	23	44	44	4	4
<b>TOTALS</b>	<b>527</b>	<b>166</b>	<b>228</b>	<b>394</b>	<b>222</b>	<b>48</b>	<b>4</b>

## PLAYOFFS

YEAR	GP	G	A	PTS	PIM	PP	SH
1997	2	0	0	0	2	0	0
1998	2	0	0	0	0	0	0
1999	7	3	3	6	4	0	0
2000	23	9	8	17	10	1	0
2001	25	10	12	22	12	2	2
2002	4	0	1	1	0	0	0
2012	18	2	3	5	6	1	0
<b>TOTALS</b>	<b>81</b>	<b>24</b>	<b>27</b>	<b>51</b>	<b>34</b>	<b>4</b>	<b>2</b>

## BARRY TALLACKSON

YEAR	GP	G	A	PTS	PIM	PP	SH
2005-06	10	1	1	2	2	0	0
2006-07	3	0	0	0	0	0	0
2007-08	0	0	0	0	0	0	0
2008-09	4	0	0	0	0	0	0
<b>TOTALS</b>	<b>20</b>	<b>1</b>	<b>1</b>	<b>2</b>	<b>2</b>	<b>0</b>	<b>0</b>

## HENRIK TALLINDER

YEAR	GP	G	A	PTS	PIM	PP	SH
2010-11	82	5	11	16	40	0	1
2011-12	39	0	6	6	16	0	0
2012-13	25	1	3	4	10	0	0
<b>TOTALS</b>	<b>146</b>	<b>6</b>	<b>20</b>	<b>26</b>	<b>66</b>	<b>0</b>	<b>1</b>

## PLAYOFFS

YEAR	GP	G	A	PTS	PIM	PP	SH
2012	3	0	0	0	0	0	0

## STEVE TAMBELINI

YEAR	GP	G	A	PTS	PIM	PP	SH
1982-83	73	25	18	43	14	6	1

## MATT TAORMINA

YEAR	GP	G	A	PTS	PIM	PP	SH
2010-11	17	3	2	5	2	1	0
2011-12	30	1	6	7	4	0	0
<b>TOTALS</b>	<b>47</b>	<b>4</b>	<b>8</b>	<b>12</b>	<b>6</b>	<b>1</b>	<b>0</b>

## STEVE THOMAS

YEAR	GP	G	A	PTS	PIM	PP	SH
1995-96	81	26	35	61	98	6	0
1996-97	57	15	19	34	46	1	0
1997-98	54	10	24	32	3	0	0
<b>TOTALS</b>	<b>193</b>	<b>55</b>	<b>64</b>	<b>119</b>	<b>176</b>	<b>10</b>	<b>0</b>

## PLAYOFFS

YEAR	GP	G	A	PTS	PIM	PP	SH
1997	10	1	1	2	18	0	0
1998	6	0	3	3	2	0	0
<b>TOTALS</b>	<b>16</b>	<b>1</b>	<b>4</b>	<b>5</b>	<b>20</b>	<b>0</b>	<b>0</b>

## JIM THOMSON

YEAR	GP	G	A	PTS	PIM	PP	SH
1989-90	3	0	0	0	31	0	0



GOALTENDERS

CRAIG BILLINGTON

YEAR	GP	MIN	AVG	W	L	T	EN	SO	GA	SA	SPCTG
1985-86	18	901	5.13	4	9	0	0	0	77	482	.840
1986-87	22	1114	4.79	4	13	2	0	0	89	569	.844
1988-89	3	140	4.71	1	0	0	0	0	11	65	.831
1991-92	26	1363	3.04	13	7	1	2	2	69	637	.892
1992-93	42	2389	3.67	21	16	4	0	2	146	1178	.876
TOTALS	111	5907	3.98	43	46	8	2	4	392	2931	.866
PLAYOFFS	GP	MIN	AVG	W	L	T	EN	SO	GA	SA	SPCTG
1993	2	78	3.85	0	1	0	0	0	5	39	.872

MARTIN BRODERUR

YEAR	GP	MIN	AVG	W	L	O/T	EN	SO	GA	SA	SPCTG
1991-92	4	179	3.35	2	1	0	0	0	105	85	.882
1993-94	47	2625	2.40	27	11	8	0	3	105	1238	.915
1994-95	40	2184	2.45	19	11	6	1	3	89	908	.902
1995-96	77	4433	2.34	34	30	12	8	6	173	1954	.911
1996-97	67	3838	1.88	37	14	13	5	10	120	1633	.927
1997-98	70	4128	1.89	43	17	8	4	10	130	1569	.917
1998-99	70	4239	2.29	39	21	10	4	4	162	1728	.906
1999-00	72	4312	2.24	43	20	11	8	6	161	1797	.906
2000-01	72	4297	2.32	42	17	11	8	6	168	1762	.906
2001-02	73	4347	2.35	38	26	9	6	4	156	1655	.908
2002-03	73	4374	2.02	41	23	9	4	9	147	1706	.914
2003-04	75	4555	2.03	38	26	11	4	11	154	1845	.917
2005-06	73	4365	2.57	43	23	7	2	5	187	2105	.911
2006-07	78	4697	2.18	48	23	7	5	12	171	2182	.922
2007-08	77	4635	2.17	44	27	6	3	8	168	2089	.920
2008-09	31	1814	2.41	19	9	3	3	5	73	870	.916
2009-10	77	4498	2.24	45	25	6	6	9	168	2074	.916
2010-11	56	3116	2.45	23	26	3	2	6	127	1313	.903
2011-12	59	3392	2.41	31	21	4	7	7	136	1472	.908
2012-13	29	1757	2.22	13	9	7	2	2	65	654	.901
2013-14	39	2297	2.51	19	14	6	3	3	96	971	.901
TOTALS	1259	74083	2.24	688	394	154	77	124	2764	31540	.912
PLAYOFFS	GP	MIN	AVG	W	L	T	EN	SO	GA	SA	SPCTG
1992	1	32	5.63	0	1	0	0	0	3	15	.800
1994	17	1171	1.95	8	9	2	2	1	38	531	.928
1995	20	1222	1.67	16	4	3	3	3	34	463	.927
1997	10	659	1.73	5	2	2	2	2	19	288	.929
1998	6	366	1.97	2	4	1	0	0	12	164	.927
1999	7	425	2.82	3	4	1	0	0	20	139	.856
2000	23	1450	1.61	16	7	0	2	3	39	537	.927
2001	25	1505	2.07	15	10	0	4	4	52	507	.897
2002	6	381	1.42	2	4	0	0	0	9	145	.938
2003	24	1491	1.65	16	8	0	0	7	41	622	.934
2004	5	298	2.62	1	4	1	0	1	13	133	.902
2006	5	533	2.55	5	4	1	1	1	20	261	.923
2007	11	688	2.44	5	6	1	0	1	28	332	.916
2008	5	301	3.19	1	4	3	0	0	16	147	.891
2009	7	427	2.39	3	4	0	1	1	17	239	.929
2010	5	299	3.01	1	4	0	0	0	15	126	.881
2012	24	1471	2.12	14	9	5	1	1	52	629	.917
TOTALS	205	12719	2.02	113	91	17	24	428	5258	919	.919

SEAN BURKE

YEAR	GP	MIN	AVG	W	L	T	EN	SO	GA	SA	SPCTG
1987-88	13	689	3.05	10	1	0	0	0	35	300	.883
1988-89	62	3590	3.84	22	31	9	7	3	230	1823	.873
1989-90	52	2914	3.60	22	22	6	0	0	175	1453	.880
1990-91	35	1868	3.60	8	12	8	3	0	112	875	.872
TOTALS	162	9061	3.66	62	66	23	10	4	552	4451	.876
PLAYOFFS	GP	MIN	AVG	W	L	T	EN	SO	GA	SA	SPCTG
1988	17	1001	3.42	9	8	1	1	1	57	515	.889
1990	2	125	3.84	0	2	0	0	0	8	57	.860
TOTALS	19	1126	3.46	9	10	1	1	1	65	572	.886

ALAIN CHEVRIER

YEAR	GP	MIN	AVG	W	L	T	EN	SO	GA	SA	SPCTG
1985-86	37	1863	4.61	11	19	2	0	0	143	951	.850
1986-87	58	3153	4.32	24	26	2	3	0	227	1793	.873
1987-88	45	2354	3.77	18	19	3	4	1	148	1117	.867
TOTALS	140	7370	4.22	53	64	7	7	1	518	3861	.866

JEAN-FRANCOIS DAMPHOUSSE

YEAR	GP	MIN	AVG	W	L	T	EN	SO	GA	SA	SPCTG
2001-02	6	294	2.45	1	3	0	1	0	12	115	.896

YANN DANIS

YEAR	GP	MIN	AVG	W	L	O/T	EN	SO	GA	SA	SPCTG
2009-10	12	467	2.06	3	2	1	1	0	16	207	.923

MIKE DUNHAM

YEAR	GP	MIN	AVG	W	L	T	EN	SO	GA	SA	SPCTG
1996-97	26	1012	2.55	8	7	1	1	2	43	456	.906
1997-98	15	773	2.25	5	5	3	0	1	29	332	.913
TOTALS	41	1785	2.40	13	12	4	1	3	72	788	.909

CHAD ERICKSON

YEAR	GP	MIN	AVG	W	L	T	EN	SO	GA	SA	SPCTG
1991-92	2	120	4.50	1	1	0	0	0	9	55	.836

JEFF FRAZEE

YEAR	GP	MIN	AVG	W	L	O/T	EN	SO	GA	SA	SPCTG
2012-13	1	19	0.00	0	0	0	0	1	0	0	1.000

KARL FRIESEN

YEAR	GP	MIN	AVG	W	L	T	EN	SO	GA	SA	SPCTG
1986-87	4	130	7.38	0	2	1	0	0	16	80	.800

JOHAN HEDBERG

YEAR	GP	MIN	AVG	W	L	O/T	EN	SO	GA	SA	SPCTG
2010-11	34	1717	2.38	15	12	2	1	3	68	777	.912
2011-12	27	1591	2.23	17	7	2	3	4	59	718	.918
2012-13	19	1108	2.76	6	10	3	1	1	51	435	.883
TOTALS	80	4416	2.42	38	29	7	5	8	178	1930	.908
PLAYOFFS	GP	MIN	AVG	W	L	T	EN	SO	GA	SA	SPCTG
2012	1	36	1.67	0	0	0	0	0	1	14	.929

HANNU KAMPPURI

YEAR	GP	MIN	AVG	W	L	T	EN	SO	GA	SA	SPCTG
1984-85	13	635	5.10	1	10	1	2	0	54	351	.845

RON LOW

YEAR	GP	MIN	AVG	W	L	T	EN	SO	GA	SA	SPCTG
1982-83	11	608	4.05	2	7	1	1	0	41	345	.881
1983-84	44	2218	4.36	8	25	4	1	0	161	1133	.858
1984-85	26	1327	3.84	6	11	4	1	1	85	628	.864
TOTALS	81	4153	4.15	16	43	9	3	1	287	2106	.864

SHAWN MACKENZIE

YEAR	GP	MIN	AVG	W	L	T	EN	SO	GA	SA	SPCTG
1982-83	6	130	6.92	0	1	0	0	0	15	71	.789

MIKE MCKENNA

YEAR	GP	MIN	AVG	W	L	O/T	EN	SO	GA	SA	SPCTG
2010-11	2	118	3.05	0	1	0	0	0	6	56	.893

KIRK McLEAN

YEAR	GP	MIN	AVG	W	L	T	EN	SO	GA	SA	SPCTG
1985-86	2	111	5.95	1	0	0	0	0	11	59	.814
1986-87	4	160	3.75	1	1	0	1	0	10	73	.861
TOTALS	6	271	4.65	2	1	0	1	0	21	132	.840

ROLAND MELANSON

YEAR	GP	MIN	AVG	W	L	T	EN	SO	GA	SA	SPCTG
1990-91	1	20	6.00	0	0	0	0	0	2	7	.714

LINDSAY MIDDLEBROOK

YEAR	GP	MIN	AVG	W	L	T	EN	SO	GA	SA	SPCTG
1982-83	9	412	5.39	0	6	1	0	0	37	211	.825

JEFF REESE

YEAR	GP	MIN	AVG	W	L	T	EN	SO	GA	SA	SPCTG
1996-97	3	139	5.61	0	2	0	0	0	13	65	.800

GLENN RESCH

YEAR	GP	MIN	AVG	W	L	T	EN	SO	GA	SA	SPCTG
1982-83	65	3650	3.98	15	35	12	2	0	242	1928	.874
1983-84	51	2641	4.								

**1982**

- 6/09/82** Obtained #1 1982 (Rocky Trotter), #1 1983 (John MacLean) Draft Picks from St. Louis for Rob Ramage.  
**8/04/82** Signed Lindsay Middlebrook from Minnesota as a free agent.  
**9/13/82** Signed Rob Palmer from Los Angeles as a free agent.  
**9/14/82** Signed Glenn Merkosky from Hartford as a free agent.  
**9/16/82** Signed Larry Floyd as a free agent.  
**10/01/82** Obtained Hector Marini, #4 1983 Draft Pick (later traded to Calgary-Bill Cloviter) from NY Islanders for #4 1983 Draft Pick (Mikko Makela). Signed Mike Antonovich from Minnesota as a free agent.  
**10/04/82** Obtained Murray Brumwell from Minnesota, Carol Vadnais from NY Rangers, Dave Hutchison from Washington via NHL Waiver Draft. Graeme Nicolson (NY Rangers) claimed from New Jersey via NHL Waiver Draft.  
**10/12/82** Signed Mitch Wilson as a free agent.  
**10/15/82** Obtained Rick Meagher, Garry Howatt from Hartford for Merlin Malinowski, Scott Fusco.  
**10/28/82** Signed Jan Ludwig from Edmonton as a free agent.  
**10/29/82** Obtained cash from Detroit for Dwight Foster.

**1983**

- 2/19/83** Obtained Ron Low from Edmonton for Lindsay Middlebrook, Paul Miller.  
**6/21/83** Obtained Mel Bridgman, Phil Russell from Calgary for Steve Tambellini, Joel Quenneville.  
**8/15/83** Signed Bob Hoffmeyer from Philadelphia as a free agent.  
**10/03/83** Obtained Dave Lewis from Minnesota for Brent Ashton.  
**10/06/83** Obtained Grant Mulvey from Pittsburgh on waivers.  
**11/17/83** Obtained cash from Washington for waiver claim of Gary McAdam.

**1984**

- 1/12/84** Obtained Tim Higgins from Chicago for Jeff Larmer.  
**1/18/84** Obtained Gary McAdam from Washington on waivers.  
**6/08/84** Signed Karl Friesen as a free agent.  
**6/19/84** Obtained Rich Preston, Don Dietrich, #2 1985 Draft Pick (Eric Weinrich) from Chicago for Bobby MacMillan, #5 1985 Draft Pick (Rick Herbert).  
**6/25/84** Signed Greg Adams as a free agent.  
**7/11/84** Signed Doug Sulliman from Hartford as a free agent.  
**8/01/84** Signed Hannu Kampurri as a free agent.  
**9/27/84** Obtained Sam St. Laurent from Philadelphia for future considerations.  
**10/09/84** Obtained Dave Pichette from St. Louis via NHL Waiver Draft.

**1985**

- 5/31/85** Signed Alain Chevrier as a free agent.  
**8/14/85** Signed Pat Conacher from Edmonton as a free agent.  
**8/20/85** Signed Peter McNab from Vancouver as a free agent.  
**8/29/85** Obtained Perry Anderson from St. Louis for Rick Meagher, #12 1986 Draft Pick (Bill Butler).  
**9/05/85** Obtained future considerations from Buffalo for Don Lever.  
**9/19/85** Obtained Mark Johnson from St. Louis for Shawn Evans, #5 1986 Draft Pick (Michael Wolak).  
**10/07/85** Obtained Randy Velischek from Minnesota via NHL Waiver Draft.

**1986**

- 3/11/86** Obtained #3 1986 Draft Pick (Marc Laniel) from Philadelphia for Glenn Resch. Obtained #12 1986 Draft Pick (Doug Kirtin) from Buffalo for Phil Russell.  
**6/25/86** Obtained Claude Loiselle from Detroit for Tim Higgins.  
**7/02/86** Signed Timo Blomqvist from Washington as a free agent.  
**7/08/86** Signed Andy Brickley from Pittsburgh as a free agent.  
**8/06/86** Signed Doug Brown, Tim Lenardon, David Anderson as free agents.  
**8/18/86** Obtained Steve Richmond from Detroit for Sam St. Laurent.  
**9/26/86** Signed Dave Marcynshyn as a free agent.

**1987**

- 3/09/87** Obtained Chris Cichocki, #3 1987 Draft Pick (later traded to Buffalo-Andrew MacVicar) from Detroit for Mel Bridgman.  
**5/22/87** Obtained Jim Korn from Buffalo for Jan Ludwig.  
**6/13/87** Obtained Tom Kurvers from Buffalo for Detroit's #3 1987 Draft Pick (Andrew MacVicar). Obtained David Maley from Montreal for #3 1987 Draft Pick (Mathieu Schneider).  
**7/09/87** Signed Bob Sauve from Chicago as a free agent.  
**9/10/87** Obtained Patrik Sundstrom, #2 1988 Draft Pick (Jeff Christian), #4 1988 Draft Pick (Matt Ruchty) from Vancouver for Greg Adams, Kirk McLean, #2 1988 Draft Pick (Leif Rohlin).  
**10/05/87** Obtained rights to Reijo Ruotsalainen from Edmonton, rights to Risto Siltanen from Quebec, Jack O'Callahan from Chicago via NHL Waiver Draft.  
**10/07/87** Obtained George McPhee from Winnipeg for #4 1989 Draft Pick (Jim Cummins).

**1988**

- 3/08/88** Obtained #10 1988 Draft Pick (Alexander Semak) from Boston for Steve Tsujiura.  
**7/19/88** Obtained Steve Rooney, New Jersey's #3 1990 Draft Pick (Brad Bombardir) from Winnipeg for Alain Chevrier, #7 1990 Draft Pick (Doug Evans).  
**10/03/88** Risto Siltanen (Vancouver), Andy Brickley (Boston), Doug Sulliman (Philadelphia), claimed from New Jersey via NHL Waiver Draft.  
**12/09/88** Obtained Jean-Marc Lanthier from Boston for Dan Dorion.  
**12/12/88** Obtained Tommy Albelin from Quebec for future considerations (#4 1989 Draft Pick-Niklas Andersson).  
**12/13/88** Obtained Lyle Phair from Los Angeles for cash.

**1989**

- 3/07/89** Obtained Claude Vilgrain from Vancouver for Tim Lenardon.  
**6/17/89** Obtained Los Angeles' #1 1989 Draft Pick (Jason Miller) from Edmonton for Corey Foster. Obtained Walt Poddubny, #4 1990 Draft Pick (Mike Bodnarchuk) from Quebec for Joe Cirella, Claude Loiselle, #8 1990 Draft Pick (Alexander Karpovtsev). Obtained Sylvain Turgeon from Hartford for Pat Verbeek.  
**6/19/89** Obtained Peter Sundstrom from Washington for #10 1991 Draft Pick (Rob Leask).  
**8/10/89** Signed Roland Melanson from Los Angeles as a free agent.  
**10/02/89** Obtained rights to Kent Nilsson from Edmonton via NHL Waiver Draft.  
**10/16/89** Obtained #1 1991 Draft Pick (Scott Niedermayer) from Toronto for Tom Kurvers.  
**10/31/89** Obtained Jim Thomson from Hartford for Chris Cichocki.

**1990**

- 1/05/90** Obtained Bob Brooke from Minnesota for Aaron Broten.  
**3/06/90** Obtained Jeff Sharples from Edmonton for Reijo Ruotsalainen. Obtained #5 1990 Draft Pick (Petr Kuchyna) from Calgary for Jim Korn. Obtained Peter Stastny from Quebec for Craig Wolanin, future considerations (Randy Velischek).  
**6/16/90** Obtained #1 (Martin Brodeur), Detroit's #2 (David Harlock), Minnesota's #2 (Chris Gotziaman) 1990 Draft Picks from Calgary for #1 (Trevor Kidd), #2 (Vesa Viitakoski) 1990 Draft Picks.  
**9/04/90** Obtained Claude Lemieux from Montreal for Sylvain Turgeon.  
**9/06/90** Obtained Laurie Boschman from Winnipeg for #5 1991 Draft Pick (Jan Kaminski).  
**11/27/90** Obtained Lee Norwood, future considerations (#4 1992 Draft Pick-Scott McCabe) from Detroit for Paul Ysebaert.

**1991**

- 5/30/91** Jeff Madill (San Jose) claimed from New Jersey via NHL Expansion Draft.  
**6/03/91** Obtained Brent Severyn from Quebec for Dave Marcynshyn.  
**9/03/91** Obtained Scott Stevens from St. Louis as compensation for Brendan Shanahan.  
**9/09/91** Obtained Dave Barr, Randy McKay from Detroit as compensation for Troy Crowder.  
**9/20/91** Obtained Tom Chorske, Stephane Richer from Montreal for Roland Melanson, Kirk Muller.  
**10/03/91** Obtained future considerations (#5 1993 Draft Pick-John Guirestante) from Hartford for Lee Norwood.  
**10/16/91** Obtained future considerations from Boston for Al Stewart.

**1992**

- 1/12/92** Obtained Troy Mallette from Edmonton for David Maley.  
**6/15/92** Obtained Brad Shaw from Hartford for future considerations.  
**6/18/92** Brad Shaw (Ottawa), Laurie Boschman (Ottawa) claimed from New Jersey via NHL Expansion Draft.  
**8/28/92** Obtained Bobby Holik, #2 1993 Draft Pick (Jay Pandolfo), conditional 1994 Draft Pick from Hartford for Sean Burke, Eric Weinrich.  
**9/03/92** Obtained future considerations from Los Angeles for Pat Conacher. Obtained future considerations from Ottawa for Neil Brady.  
**10/01/92** Signed Pascal Rheaume as a free agent.

**1993**

- 1/13/93** Obtained Bernie Nicholls from Edmonton for Zdeno Ciger, Kevin Todd.  
**1/26/93** Assumed contract of Brian Lawton from San Jose.  
**3/13/93** Obtained cash from San Jose for waiver claim of Jon Morris.  
**6/20/93** Obtained Peter Sidorkiewicz, future considerations (Mike Peluso) from Ottawa for Craig Billington, Troy Mallette, #4 1993 Draft Pick (Cosmo Dupaul).  
**6/24/93** Alexei Kasatonov (Anaheim), Jarrod Skalde (Anaheim) claimed from New Jersey via NHL Expansion Draft.  
**6/26/93** Obtained Corey Millen from Los Angeles for #5 1993 Draft Pick (Jason Saal). Obtained Mike Peluso from Ottawa as future considerations from 6/20/93 transaction.  
**9/30/93** Signed Bob Carpenter from Washington as a free agent. Obtained #6 1994 Draft Pick (Ryan Smart) from Winnipeg for Brent Severyn.

**1994**

- 1/31/94** Obtained #5 1994 Draft Pick (later traded to Calgary-Nils Ekman) from Ottawa as compensation from 6/20/93 transaction.  
**3/21/94** Obtained Roy Mitchell, Reid Simpson from Dallas for future considerations.  
**6/03/94** Obtained #11 1994 Draft Pick (Mike Hanson) from Quebec for Stephane Yelle, #11 1994 Draft Pick (Steven Low). Obtained Vancouver's #4 1994 Draft Pick (later traded to Calgary-Ryan Duthie) from Tampa Bay for Jeff Toms.  
**6/29/94** Obtained #3 1994 Draft Pick (Sheldon Souray) from Calgary for #3 (Chris Clark), Vancouver's #4 (Ryan Duthie), Ottawa's #5 (Nils Ekman) 1994 Draft Picks.

**1995**

- 2/27/95** Obtained Neal Broten from Dallas for Corey Millen.  
**3/14/95** Obtained Shawn Chambers, Danton Cole from Tampa Bay for Ben Hankinson, Alexander Semak.  
**4/03/95** Obtained #3 1995 Draft Pick (David Gosselin) from Detroit for Viacheslav Fetisov.  
**7/08/95** Obtained #5 1995 Draft Pick (Alyn McCauley) from Ottawa for Jaroslav Modry.  
**10/03/95** Obtained Steve Thomas from NY Islanders for Claude Lemieux.  
**10/05/95** Obtained #3 1997 Draft Pick (later traded to Ottawa-Josh Langfeld) from Ottawa for Tom Chorske.  
**11/01/95** Obtained Esa Tikkanen from St. Louis for #3 1997 Draft Pick (later traded to Colorado-Ville Nieminen). Obtained Darin Kimble from Chicago for Bill Armstrong, Mike Vukonich.  
**11/15/95** Obtained #2 1996 Draft Pick (later traded to Pittsburgh-Pavel Skrbek) from San Jose for Chris Terreri.  
**11/23/95** Obtained #2 1996 Draft Pick (Wes Mason) from Vancouver for Esa Tikkanen.  
**12/19/95** Obtained Jocelyn Lemieux, #2 1998 Draft Pick (later transferred to Dallas-John Erskine) from Hartford for Jim Dowd, #2 1997 Draft Pick (later traded to Calgary-Dmitri Kokorev).

- 1996**  
**2/26/96** Obtained Phil Housley, Dan Keczer from Calgary for Tommy Albelin, Cale Hulse, Jocelyn Lemieux.  
**3/13/96** Obtained Dave Andreychuk from Toronto for #2 1996 Draft Pick (Marek Posmyk), option of #4 1998 or #3 1999 Draft Pick (later traded to New Jersey).  
**6/22/96** Obtained Jeff Reese, Chicago's #2 (Pierre Dagenais), #8 (Jason Bertsch) 1996 Draft Picks from Tampa Bay for Corey Schwab. Obtained Toronto's #2 (Josh DeWolf), #2 (Colin White) 1996 Draft Picks from Pittsburgh for San Jose's #2 1996 Draft Pick (Pavel Skrbek).  
**8/22/96** Obtained Lyle Odelein from Montreal for Stephane Richer.  
**10/11/96** Signed Richard Shulmistra as a free agent.  
**11/22/96** Obtained future considerations from Los Angeles for Neal Broten.  
**11/26/96** Obtained Ken Sutton, #2 1999 Draft Pick (Brett Clouthier) from St. Louis for Mike Peluso, Ricard Persson.
- 1997**  
**2/11/97** Obtained Peter Zezel from St. Louis for Chris McAlpine, last round 1999 Draft Pick (James Desmarais).  
**2/25/97** Obtained Dave Ellett, Doug Gilmour, New Jersey's #4 1998 or #3 1999 Draft Pick (previously acquired-Andre Lakos) from Toronto for Jason Smith, Steve Sullivan, rights to Alyn McCauley.  
**3/15/97** Obtained Chris LiPuma from San Jose off waivers.  
**3/18/97** Chris LiPuma (San Jose) claimed from New Jersey via waivers.  
**6/21/97** Obtained #2 1997 Draft Pick (Stanislav Gron) from Ottawa for #3 (Jani Hurme), Ottawa's #3 (Josh Langfeld) 1997 Draft Picks.  
**6/26/97** Signed John Madden as a free agent.  
**8/22/97** Obtained Vlastimil Kroupa from San Jose for #3 1998 Draft Pick (later traded to Nashville-Geoff Koch).  
**9/01/97** Signed Sasha Lakovic from Calgary as a free agent.  
**9/28/97** Obtained Scott Daniels from Philadelphia via NHL Waiver Draft. Pascal Rheaume (St. Louis) claimed from New Jersey via NHL Waiver Draft.  
**12/07/97** Obtained Doug Bodger, Dody Wood from San Jose for John MacLean, Ken Sutton.
- 1998**  
**1/04/98** Obtained Jason Arnott, Bryan Muir from Edmonton for Bill Guerin, Valeri Zelepukin.  
**1/08/98** Obtained #4 1998 Draft Pick (Mikko Jokela) from Chicago for Reid Simpson.  
**2/05/98** Obtained #5 1998 Draft Pick (Anton But) from Vancouver for Peter Zezel.  
**6/18/98** Obtained Boston's #4 1998 Draft Pick (Pierre Dagenais) from Los Angeles for Doug Bodger.  
**6/26/98** Mike Dunham (Nashville) claimed from New Jersey via NHL Expansion Draft.  
**6/27/98** Obtained #1 1998 Draft Pick (Scott Gomez) from Dallas for Carolina's #2 (John Erskine), #2 (Tyler Bouck) Draft Picks. Obtained Pittsburgh's #2 1998 Draft Pick (Brian Gionta) from Edmonton for #4 (Kristian Antila), #5 (Oleg Smirnov) 1998 Draft Picks, rights to Fredrik Lindqvist.  
**8/25/98** Obtained Chris Terrerri from Chicago for #2 1999 Draft Pick (Stepan Mokhov).  
**8/26/98** Obtained Ken Sutton from San Jose for future considerations (#5 1999 Draft Pick-Nicholas Dimitrakos).  
**11/13/98** Obtained option of #4 or Tampa Bay's #4 1999 Draft Pick or #3 2000 Draft Pick (New Jersey chose #3 2000 Draft Pick-Mike Rupp) from Chicago for Bryan Muir.
- 1999**  
**1/04/99** Awarded option of one #1 Draft Pick over next five seasons, right to switch #1 Draft Picks over next five seasons from St. Louis for tampering settlement. Obtained #1 2001 Draft Pick (later transferred to Florida-Lukas Krajicek) from St. Louis. Obtained #1 2003 Draft Pick (later transferred to Edmonton-Marc Antoine Pouliot) from St. Louis for #1 2003 Draft Pick (Shawn Belle).  
**3/22/99** Obtained Sergei Nemchinov from NY Islanders for #4 1999 Draft Pick (later transferred to Los Angeles-Daniel Johansson).  
**6/18/99** Signed Brian Rafalski as a free agent.  
**6/25/99** Kevin Dean (Atlanta) claimed from New Jersey via NHL Expansion Draft. Obtained future considerations from Atlanta for Sergei Vyshedkevich.  
**9/27/99** Ken Sutton (Washington), Jeff Williams (Atlanta) claimed from New Jersey via NHL Waiver Draft.  
**10/05/99** Obtained Ken Sutton from Washington for future considerations.  
**10/07/99** Obtained Steve Kelly from Tampa Bay for #7 2000 Draft Pick (Brian Eklund).  
**11/01/99** Obtained Sylvain Cloutier, Jeff Williams from Atlanta for Eric Bertrand, Wes Mason.  
**11/03/99** Obtained Claude Lemieux, #1 (David Hale), #2 (Matt DeMarchi) 2000 Draft Picks from Colorado for Brian Rolston, #1 2000 Draft Pick (later transferred to Boston-Martin Samuelsson).
- 2000**  
**1/14/00** Obtained option of Vancouver's or NY Islanders' #2 (New Jersey chose NY Islanders-Teemu Laine) and NY Islanders' or Atlanta's #3 (New Jersey chose Atlanta-Max Briabrae) 2000 Draft Picks from Vancouver for Vadim Sharifjanov, #3 2000 Draft Pick (Tim Branham).  
**3/01/00** Obtained Vladimir Malakhov from Montreal for Josh DeWolf, Sheldon Souray, #2 2001 Draft Pick (later transferred to Tampa Bay through Washington-Andreas Holmqvist).  
**3/07/00** Obtained Deron Quint, #3 2001 Draft Pick (later transferred to Phoenix-Beat Schiess-Forster) from Phoenix for Lyle Odelein.  
**3/14/00** Obtained Alexander Mogilny from Vancouver for Brendan Morrison, Denis Pederson.  
**6/12/00** Obtained Ed Ward from Anaheim for #7 2001 Draft Pick (Tony Martensson). Obtained Steve Staios from Atlanta for #9 2000 Draft Pick (Simon Gamache). Obtained future considerations (Turner Stevenson), #3 2001 Draft Pick (Brandon Nolan) from Columbus for Krzysztof Oliwa. Assigned rights to Deron Quint to Columbus.  
**6/23/00** Chris Terrerri (Minnesota), Jeff Williams (Columbus) claimed from New Jersey via NHL Expansion Draft. Obtained Chris Terrerri, #9 2000 Draft Pick from Minnesota (later traded to Tampa Bay-Thomas Ziegler) for Brad Bombardir. Acquired Turner Stevenson from Columbus as future considerations for 6/12/00 transaction.  
**6/24/00** Obtained #8 2001 Draft Pick (Aaron Voros) from Tampa Bay for Minnesota's #9 2000 Draft Pick (Thomas Ziegler).

- 7/03/00** Signed Jim McKenzie from Washington as a free agent.  
**7/10/00** Acquired future considerations from Atlanta for Steve Staios.  
**7/18/00** Signed Chris Ferraro from NY Islanders as a free agent.
- 2001**  
**2/24/01** Obtained Bob Corkum from Los Angeles for future considerations.  
**2/27/01** Obtained future considerations from Los Angeles for Steve Kelly.  
**3/04/01** Obtained Sean O'Donnell from Minnesota for Willie Mitchell.  
**3/12/01** Obtained John Vanbiesbrouck from NY Islanders for Chris Terrerri, #9 2001 Draft Pick (Juha-Pekka Ketola).  
**6/23/01** Obtained Phoenix's #2 2001 Draft Pick (Igor Pohanka), Vancouver's #2 2001 Compensatory Draft Pick (Tuomas Pihlman) from Florida for St. Louis' #1 2001 Draft Pick (Lukas Krajicek). Obtained #2 2001 Draft Pick (Victor Uchevatov) from Ottawa for #3 2001 Compensatory Draft Pick (Neil Komadoski), #3 2001 Draft Pick (later traded to Tampa Bay-Evgeny Artyukhin). Obtained #4 2001 (later traded to Atlanta-Milan Gajic), #3 2002 (Marek Chvalta) Draft Picks from Phoenix for #3 2001 Draft Pick (Beat Schiess-Forster).  
**6/24/01** Obtained #3 2002 Draft Pick (Jason Ryznar) from Atlanta for Phoenix's #4 2001 (Milan Gajic), #7 2002 (later traded to San Jose-Tim Conboy) Draft Picks.  
**7/05/01** Signed Tommy Albelin from Calgary as a free agent.  
**8/22/01** Obtained future considerations from Washington for Chris Ferraro.  
**10/21/01** Signed Bruce Gardiner from Ottawa and Steve Guolla from Atlanta as free agents.  
**10/25/01** Signed Joel Bouchard from Phoenix as a free agent.  
**11/09/01** Obtained Andrei Zyuzin from Tampa Bay for Josef Boumedienne, Sascha Goc, rights to Anton But.
- 2002**  
**1/12/02** Pierre Dagenais (Florida) claimed from New Jersey via waivers.  
**1/16/02** Obtained Valeri Kamensky from Dallas for Andre Lakos, future considerations.  
**2/26/02** Signed John Vanbiesbrouck as a free agent.  
**3/04/02** Obtained Mike Rucinski from Carolina for Ted Drury.  
**3/19/02** Obtained Jamie Langenbrunner, Joe Nieuwendyk from Dallas for Jason Arnott, Randy McKay, #1 2002 Draft Pick (later traded to Buffalo-Daniel Paille). Obtained Stephane Richer from Pittsburgh for #7 2003 Draft Pick (Stephen Dixon).  
**7/06/02** Obtained Maxim Balmochnykh, Jeff Friesen, Oleg Tverdovsky from Anaheim for Mike Commodore, J.F. Dampousse, Petr Sykora, rights to Igor Pohanka.  
**7/08/02** Signed Corey Schwab from Toronto as a free agent.  
**7/12/02** Signed Alex Brooks, Craig Darby from Montreal, Raymond Giroux from NY Islanders, Mike Matteucci from Minnesota as free agents.  
**8/15/02** Signed Dave Roche from NY Islanders as a free agent.  
**8/24/02** Signed Ken Sutton from NY Islanders as a free agent.  
**10/01/02** Signed Joe Hulbig as a free agent.  
**10/15/02** Andreas Salomonsson (Washington) claimed from New Jersey via waivers.  
**11/02/02** Andrei Zyuzin (Minnesota) claimed from New Jersey via waivers.
- 2003**  
**1/24/03** Obtained Steve Kariya from Vancouver for Mikko Jokela.  
**2/24/03** Obtained Pascal Rheaume from Atlanta for conditional 2004 Draft Pick (later traded back to New Jersey).  
**3/10/03** Obtained Grant Marshall from Columbus for conditional 2004 Draft Pick (#4-later traded to Calgary-Kristopher Hogg). Obtained Richard Smehlik, New Jersey's 2004 conditional Draft Pick (previously acquired) from Atlanta for #4 2003 Draft Pick (Michael Vanelli).  
**6/21/03** Obtained #1 2003 Draft Pick (Zach Parise) from Edmonton for St. Louis' #1 (Marc-Antoine Pouliot), #2 (Jean-Francois Jacques) 2003 Draft Picks. Obtained #3 2003 Draft Pick (Ivan Khomutov) from St. Louis for Mike Danton, #3 2003 Draft Pick (Konstantin Zakharov).  
**7/24/03** Signed Sean Brown from Boston as a free agent.  
**7/25/03** Signed Erik Rasmussen from Los Angeles as a free agent.  
**7/30/03** Signed Ryan Murphy from Carolina as a free agent.  
**9/10/03** Signed Igor Larionov from Detroit as a free agent.
- 2004**  
**3/01/04** Obtained Viktor Kozlov from Florida for Christian Berglund, Victor Uchevatov.  
**3/05/04** Obtained Jan Hrdina from Phoenix for Mike Rupp, #2 2004 Draft Pick (later traded to Edmonton-Geoff Paukovich).  
**6/26/04** Obtained #1 2004 Draft Pick (Travis Zajac) from Dallas for #1 (later traded to San Jose-Lukas Kaspar), #3 (later traded to Washington-Clayton Barthel) 2004 Draft Picks.  
**7/03/04** Signed Darren Langdon from Montreal as a free agent.  
**7/06/04** Signed Ray Schultz from Nashville as a free agent.  
**7/12/04** Signed Richard Matvichuk from Dallas as a free agent.  
**7/15/04** Signed Krzysztof Oliwa from Calgary as a free agent.  
**7/22/04** Signed Bobby Allen from Edmonton, Pascal Rheaume from St. Louis as free agents.  
**7/27/04** Signed Steven Spencer as a free agent.
- 2005**  
**8/04/05** Signed Vladimir Malakhov from Philadelphia, Dan McGillis from Boston as free agents.  
**8/06/05** Signed Bryan Miller as a free agent.  
**8/12/05** Signed David Clarkson, Frank Doyle as free agents.  
**8/16/05** Signed Alexander Mogilny from Toronto as a free agent. Signed Chris Minard as a free agent.  
**9/26/05** Obtained #3 2006 Draft Pick (Kirill Tulupov) from Washington for Jeff Friesen.  
**11/25/05** Obtained Brad Ference from Phoenix for Pascal Rheaume, Ray Schultz, Steven Spencer.



- 2006**  
**3/08/06** Obtained Ken Klee from Toronto for Aleksander Suglobov.  
**3/09/06** Obtained Brad Lukowich from NY Islanders for #3 2006 Draft Pick (later traded to Phoenix-Jonas Ahnelov).  
 Obtained #4 2006 Draft Pick (Tyler Miller) from Vancouver for Sean Brown. Obtained Jason Wiemer from Calgary for #4 2006 Draft Pick (Hugo Carpentier).  
**4/04/06** Signed Andy Greene as a free agent.  
**4/12/06** Signed Stephen Gionta as a free agent.  
**6/24/06** Obtained Carolina's #1 (Matthew Corrente), Vancouver's #3 (Vladimir Zharkov) 2006 Draft Picks from St. Louis for #1 2006 Draft Pick (Patrik Berglund).  
**7/10/06** Signed Mike Rupp from Columbus as a free agent.  
**7/13/06** Signed Jordan Parise as a free agent.  
**7/17/06** Signed Tomas Harant, Mike Mottau, Johnny Oduya, Rod Pelley as free agents.  
**8/02/06** Signed Olli Malmivaara as a free agent.  
**8/10/06** Signed Justin Papineau from NY Islanders as a free agent.  
**10/01/06** Obtained Jim Fahey, Alexander Korolyuk from San Jose for Vladimir Malakhov, #1 2007 Draft Pick (later traded to St. Louis-David Perron).  
**10/04/06** Signed Dan LaCouture from Boston as a free agent.  
**10/19/06** Signed Scott Lachance as a free agent.  
**11/02/06** Signed Jim Dowd from Colorado as a free agent.
- 2007**  
**2/27/07** Obtained #3 2007 Draft Pick (Nick Palmieri) from Calgary for David Hale, #5 2007 Draft Pick (later traded to Buffalo-Jean-Simon Allard).  
**3/01/07** Obtained #7 2008 Draft Pick (Jean-Sebastien Berube) from Minnesota for Aaron Voros.  
**6/13/07** Signed Jari Viuhkola as a free agent.  
**7/03/07** Signed Dainius Zubrus from Buffalo, Karel Rachunek from NY Rangers as free agents.  
**7/05/07** Signed Kevin Weekes from NY Rangers as a free agent.  
**7/10/07** Signed Vitaly Vishnevski from Nashville as a free agent.  
**7/16/07** Signed Noah Clarke from Los Angeles, Ian Moran from Anaheim, Jean-Luc Grand-Pierre as free agents.  
**8/07/07** Signed Arron Asham from NY Islanders as a free agent.  
**10/02/07** Obtained Sheldon Brookbank from Columbus on waivers.  
**12/19/07** Signed Brad Snetsinger as a free agent.
- 2008**  
**2/26/08** Obtained Bryce Salvador from St. Louis for Cam Janssen.  
**4/28/08** Signed Michael Swift as a free agent.  
**5/30/08** Signed Anssi Salmela as a free agent.  
**6/20/08** Obtained #1 (later traded to Minnesota-Tyler Cuma), #2 (Patrice Cormier) 2008 Draft Picks from Washington for #1 2008 Draft Pick (Anton Gustafsson). Obtained #1 2008 (Mattias Tedenby), #3 2009 (Alexander Urbom) Draft Picks from Minnesota for Washington's #1 2008 Draft Pick (Tyler Cuma).  
**7/01/08** Signed Bobby Holik from Atlanta, Brian Rolston from Tampa Bay as free agents.  
**7/17/08** Signed Jay Leach from Tampa Bay, Jon DiSalvatore from Phoenix, Chad Wiseman as free agents.  
**7/21/08** Signed Fedor Fedorov as a free agent.  
**7/23/08** Signed Matthew Spiller from NY Islanders as a free agent.  
**9/12/08** Obtained Kevin Cormier from Phoenix for Sean Zimmerman.
- 2009**  
**1/15/09** Signed Brendan Shanahan from NY Rangers as a free agent.  
**2/03/09** Obtained rights to David McIntyre from Anaheim for Sheldon Brookbank.  
**3/02/09** Obtained Niclas Havelid, Myles Stoesz from Atlanta for Anssi Salmela.  
**6/26/09** Obtained #1 2009 Draft Pick (Jacob Josefson) from Calgary for #1 (Tim Erixon), #3 (later traded to Los Angeles-Nicolas Deslauriers) 2009 Draft Picks.  
**6/30/09** Obtained Ben Walter, future considerations from NY Islanders for rights to Tony Romano.  
**7/09/09** Obtained Tim Sestito from Edmonton for conditional 2010 Draft Pick.  
**7/10/09** Signed Yann Danis from NY Islanders as a free agent.  
**7/17/09** Signed Cory Murphy from Tampa Bay as a free agent.  
**7/31/09** Signed Rob Davison from Vancouver as a free agent.  
**9/25/09** Signed Rob Niedermayer from Anaheim, Andrew Peters from Buffalo as free agents.  
**11/06/09** Signed Dean McAmmond as a free agent. Jay Leach (Montreal) claimed from New Jersey via waivers.
- 2010**  
**2/04/10** Obtained Ilya Kovalchuk, Anssi Salmela, #2 2010 Draft Pick (Jonathon Merrill) from Atlanta for Niclas Bergfors, Johnny Oduya, Patrice Cormier, #1 (later traded to Chicago-Kevin Hayes), #2 (later traded to Chicago-Justin Holl) 2010 Draft Picks.  
**2/10/10** Signed Mike McKenna as a free agent.  
**2/25/10** Signed Matt Taormina as a free agent.  
**3/03/10** Obtained Martin Skoula from Toronto for #5 2010 Draft Pick (Sam Carrick).  
**5/19/10** Signed Dan Kelly as a free agent.  
**6/19/10** Obtained Jason Arnott from Nashville for Matt Halischuk, #2 2011 Draft Pick (Magnus Hellberg).  
**7/01/10** Signed Johan Hedberg from Atlanta, Henrik Tallinder from Buffalo, Anton Volchenkov from Ottawa as free agents. Bought out the contracts of Jay Pandolfo and Andrew Peters.  
**7/28/10** Signed Chad Wiseman as a free agent.  
**8/26/10** Signed Stephen Gionta as a free agent.  
**10/12/10** Signed Adam Mair from Buffalo as a free agent.
- 2011**  
**1/07/11** Obtained #3 2011 Draft Pick (Blake Coleman) from Dallas for Jamie Langenbrunner.  
**2/09/11** Obtained Jay Leach, Steven Zalewski from San Jose for Patrick Davis, Michael Swift.
- 2/28/11** Obtained David Steckel, #2 2012 Draft Pick (later traded to Minnesota-Raphael Bussieres) from Washington for Jason Arnott.  
**3/19/11** Signed Joe Sova as a free agent.  
**4/06/11** Signed Mike Siso as a free agent.  
**4/18/11** Signed Keith Kinkaid as a free agent.  
**6/16/11** Obtained Maxim Noreau from Minnesota for David McIntyre.  
**7/01/11** Signed Matt Anderson as a free agent.  
**7/14/11** Signed Cam Janssen from St. Louis as a free agent. Obtained #5 2012 Draft Pick (Graham Black) from Calgary for Pierre-Luc Letourneau-Leblond.  
**7/15/11** Signed Eric Boulton from Atlanta as a free agent.  
**7/28/11** Obtained Trent Hunter from NY Islanders for Brian Rolston. Signed Stephane Veilleux as a free agent.  
**8/03/11** Bought out the contracts of Trent Hunter and Colin White.  
**8/12/11** Signed Peter Harrold from Los Angeles as a free agent.  
**10/04/11** Obtained #4 2012 Draft Pick (Ben Thomson) from Toronto for David Steckel.  
**10/05/11** Signed Petr Sykora as a free agent.  
**10/26/11** Obtained Ryan Carter from Florida on waivers.  
**12/12/11** Obtained Kurtis Foster, Timo Pielmeier from Anaheim for Mark Fraser, Rod Pelley, #7 2012 Draft Pick (Jaycob Megna).
- 2012**  
**1/20/12** Obtained Alexei Ponikarovsky from Carolina for Joe Sova, #4 2012 Draft Pick (Jacob Slavin).  
**1/30/12** Signed Steve Bernier as a free agent.  
**2/24/12** Obtained Marek Zidlicky from Minnesota for Kurtis Foster, Nick Palmieri, Stephane Veilleux, Washington's #2 2012 Draft Pick (Raphael Bussieres), #3 2013 Draft Pick (later traded to NY Islanders-Eamon McAdam).  
**6/15/12** Signed Harri Pesonen as a free agent.  
**7/02/12** Bought out the contract of Eric Boulton.  
**7/10/12** Signed Krys Barch from Florida as a free agent.  
**8/09/12** Signed Bobby Butler from Ottawa as a free agent.
- 2013**  
**2/06/13** Obtained Andrei Loktionov from Los Angeles for #5 2013 Draft Pick (later traded to Buffalo-Gustav Possler).  
**2/13/13** Obtained Alexei Ponikarovsky from Winnipeg for #7 2013 Draft Pick (Brenden Kichton), #4 2014 Draft Pick (Nelson Nogier).  
**3/04/13** Bobby Butler (Nashville) claimed from New Jersey via waivers.  
**3/06/13** Obtained Tom Kostopoulos from Pittsburgh on waivers.  
**3/22/13** Obtained Matt D'Agostini, conditional #7 2015 Draft Pick (later traded to Florida) from St. Louis for #5 2015 Draft Pick.  
**4/03/13** Obtained Steve Sullivan from Phoenix for #7 2014 Draft Pick (Jared Fiegl).  
**5/01/13** Signed Joe Whitney as a free agent.  
**6/30/13** Obtained Cory Schneider from Vancouver for #1 2013 Draft Pick (Bo Horvat). Obtained #2 (Steven Santini), #3 (Ryan Kujawinski) 2013 Draft Picks from Phoenix for #2 2013 Draft Pick (Laurent Dauphin). Obtained #7 2013 Draft Pick (Anthony Brodeur) from Los Angeles for #7 2015 Draft Pick.  
**7/05/13** Signed Ryane Clowe from NY Rangers, Rostislav Olesz from Chicago and Michael Ryder from Montreal as free agents. Bought out the contract of Johan Hedberg.  
**7/06/13** Signed Darcy Zajac as a free agent.  
**7/07/13** Obtained Riley Boychuk from Buffalo for Henrik Tallinder.  
**7/08/13** Signed Rod Pelley as a free agent.  
**7/12/13** Signed Raman Hrabarenka as a free agent.  
**7/23/13** Signed Jaromir Jagr from Boston as a free agent.  
**9/28/13** Obtained Scott Timmins, #6 2014 Draft Pick (Joey Dudek) from Florida for Krys Barch, St. Louis' #7 2015 Draft Pick.  
**10/03/13** Alexander Urbom (Washington) claimed from New Jersey via waivers.
- 2014**  
**1/08/14** Obtained Alexander Urbom from Washington on waivers.  
**3/05/14** Obtained Tuomo Ruutu from Carolina for Andrei Loktionov, conditional #3 2017 Draft Pick.  
**7/01/14** Signed Mike Cammalleri from Calgary, Scott Clemmensen from Florida and Martin Havlat from San Jose as free agents. Bought out the contract of Anton Volchenkov.

### JERSEY DEVIL NAME & LEGEND

After it was announced in May of 1982 that the Colorado Rockies franchise was moving to New Jersey, several state newspapers ran a contest asking readers for their nickname suggestions.

So why Devils? Said Devils' founder, the late Dr. John J. McMullen, at the time, "It's a great nickname because it combines the folklore of South Jersey with the Meadowlands."

For those unfamiliar with the legend, the New Jersey Devil dates back some 250 years. While there are many variations of the story, it most frequently begins with Mrs. Leeds, a farm woman from the Pine Barrens region of South Jersey. Already the mother of 12 children, when Mrs. Leeds found out that the 13th was on the way, she apparently exclaimed in despair, "Let it be a devil!"

In addition to being a busy mother, it should be noted that Mrs. Leeds was rumored to have dabbled in sorcery and many thought her to be a witch. On the night of her delivery in 1735, fierce thunderstorms hit the area and an air of uneasiness surrounded her house. When she finally gave birth, the offspring was a demonic creature that has alternately been reported to have had the features of a bat, snake, kangaroo, as well as a man. In any case, the creature quickly flew out an open window and immediately began cutting a wide swath of havoc and destruction throughout the state.

The legend has been fueled through the years by alleged sightings. The devil has been the object of numerous hunts and other pursuits, none of which have apparently been successful.

- 1... Johan Hedberg, Kevin Weekes, Jean-Francois Damphousse, Mike Dunham, Peter Sidorkiewicz, Craig Billington, Sean Burke, Glenn Resch.
- 2... Marek Zidlicky, Kurtis Foster, Mark Fraser, Sheldon Brookbank, Vitaliy Vishnevski, David Hale, Dan McGillis, Vladimir Malakhov, Sean Brown, Richard Smeihlik, Mike Commodore, Ken Sutton, Deron Quint, Sheldon Souray, Dave Ellett, Cale Hulse, Viacheslav Fetisov, Joe Cirella.
- 3... **Ken Daneyko**, Dave Hutchison.
- 4... **Scott Stevens**, Myles O'Connor, Sergei Starikov, Eric Weinrich, Jamie Huscroft, Gord Mark, Bob Lorimer.
- 5... Adam Larsson, Colin White, Doug Bodger, Ken Sutton, Ricard Persson, Jaroslav Modry, Myles O'Connor, Eric Weinrich, Tom Kurvers, Timo Blomqvist, Don Dietrich, Alan Hepple, Phil Russell, Carol Vadnais.
- 6... Andy Greene, Mark Fraser, Jim Fahey, \*Tommy Albelin, Dan McGillis, Sean O'Donnell, Mike Commodore, Willie Mitchell, Brad Bombardir, Phil Housley, Craig Wolanin, Rob Palmer, Alan Hepple, Joel Quenneville.
- 7... Mark Fayne, Henrik Tallinder, Paul Martin, Raymond Giroux, Andrei Zyuzin, \*Sascha Goc, Willie Mitchell, Vladimir Malakhov, Ken Sutton, Vlastimil Kroupa, Chris McAlpine, Alexei Kasatonov, Jack O'Callahan, Peter McNab, Alan Hepple, Murray Brumwell, Jeff Larmer, Randy Pierce.
- 8... Dainius Zubrus, Sheldon Brookbank, Alex Brooks, Ken Klee, Sean Brown, Igor Larionov, Steve Guolla, Mike Jefferison, Vadim Sharifijanov, Sasha Lakovic, Pascal Rheaume, Mike Peluso, Troy Mallette, David Maley, Murray Brumwell, Dave Pichette, Garry Howatt, Tapio Levo.
- 9... \*Mike Siso, Joe Whitney, Mattias Tedenby, Jacob Josefson, Harri Pesonen, Bobby Butler, Zach Parise, \*Jiri Bicek, Craig Darby, Bruce Gardiner, Brendan Morrison, Vadim Sharifijanov, Neal Broten, Bernie Nicholls, Tom Chorske, Kirk Muller, Don Lever.
- 10... \*Peter Harrold, Nick Palmieri, Steve Zalewski, Rod Pelley, Patrick Davis, Matt Halischuk, Erik Rasmussen, Oleg Tverdokhlev, Christian Berglund, Stanislav Gron, Steve Brule, \*Denis Pederson, Esa Tikkanen, Corey Millen, Jarrod Skalde, Neil Brady, Al Stewart, Bob Brooke, Aaron Broten, Dave Cameron.
- 11... Stephen Gionta, Stephane Veilleux, Brad Mills, Adam Mair, Dean McAmmond, John Madden, Steve Sullivan, Jocelyn Lemieux, Jim Dowd, Dave Barr, Brendan Shanahan, Rich Chermomaz, Perry Anderson, Gary McAdam, Bobby MacMillan.
- 12... Damien Brunner, \*Alexei Ponikarovsky, Matt Anderson, Nick Palmieri, Brian Rolston, Noah Clarke, Niclas Bergfors, Jim Dowd, Jeff Friesen, Sergei Nemchinov, Bill Guerin, Jason Miller, Jeff Christian, Walt Poddubny, Mark Johnson, Pat Verbeek, Jukka Porvari.
- 14... Adam Henrique, \*Tim Sestito, Stephen Gionta, Patrick Davis, Brian Gionta, Pierre Dagenais, Brian Rolston, Ben Hankinson, Jon Morris, Kevin Todd, Paul Ysebaert, Jim Korn, Al Stewart, Doug Brown, Dan Dorion, Pat Conacher, Rich Chermomaz, John Johansson, Kevin Maxwell, Steve Tambellini.
- 15... Tuomo Ruutu, Reid Boucher, Steve Sullivan, Tim Sestito, Stefan Matteau, Petr Sykora, Jamie Langenbrunner, Andreas Salomonsson, Steve Kelly, Eric Bertrand, John MacLean, Brent Ashton.
- 16... \*Jacob Josefson, Matt D'Agostini, Harri Pesonen, Alexander Vasyunov, Nick Palmieri, Matt Halischuk, \*Bobby Holik, Dainius Zubrus, Tuomas Pitkanen, Jason Wiemer, Aleksander Suglobov, Jan Hrdina, Mike Rupp, Laurie Boschman, Sylvain Turgeon, Pat Verbeek, Rick Meagher, Merlin Malinowski.
- 17... Michael Ryder, Ilya Kovalchuk, Ben Walter, Ilkka Pikkarainen, Mike Rupp, Darren Langdon, Christian Berglund, Petr Sykora, Tom Chorske, Jason Miller, Patrik Sundstrom, Paul Gagne.
- 18... Steve Bernier, Tim Sestito, \*Vladimir Zharkov, Alexander Vasyunov, Cory Murphy, Rob Davison, \*Niclas Bergfors, Brendan Shanahan, \*Sergei Brylin, Peter Zezel, Scott Pellerin, David Emma, Jeff Christian, Bill Guerin, \*Jamie Huscroft, Kevin Todd, Steve Rooney, Murray Brumwell, Al Stewart, Mel Bridgman, John Wensink.
- 19... Travis Zajac, Jason Ryznar, \*Tuomas Pitkanen, Barry Tallackson, Krzysztof Oliwa, Raymond Giroux, Jim McKenzie, Denis Pederson, Bob

- Carpenter, Bernie Nicholls, \*Claude Vilgrain, \*Neil Brady, Jason Miller, Paul Ysebaert, Claude Loiselle, Rich Preston, Yvon Vautour.
- 20... Ryan Carter, Matt Taormina, Jay Pandolfo, Scott Pellerin, Danton Cole, Alexander Semak, Jon Morris, Peter Sundstrom, Anders Carlsson, Tim Higgins, Hector Marin.
- 21... Andrei Loktionov, \*Mattias Tedenby, Tim Sestito, Peter Harrold, Tyler Eckford, Rob Niedermayer, Barry Tallackson, Brad Lukowich, \*Pascal Rheaume, Aleksander Suglobov, Andreas Salomonsson, Randy McKay, Jeff Madill, Jarrod Skalde, Walt Poddubny, Kevin Todd, George McPhee, Steve Richmond, Bob Hoffmeyer, Murray Brumwell.
- 22... Eric Gelinas, Krys Barch, Eric Boulton, Alexander Urbom, \*Matthew Corrente, Brad Mills, Pierre-Luc Letourneau-Leblond, Petr Vrana, Arron Asham, Rod Pelley, Dan LaCouture, Viktor Kozlov, Craig Darby, Mike Danton, Valeri Kamensky, Pierre Dagenais, Bob Corkum, Ed Ward, \*Claude Lemieux, Scott Daniels, Peter Zezel, Patrik Elias, \*Janne Ojanen, \*Paul Ysebaert, Jon Morris, Doug Sullivan, Rob Palmer, Grant Mulvey.
- 23... Tim Sestito, David Clarkson, Scott Gomez, Dave Andreychuk, Bruce Driver, Mike Antonovich.
- 24... Bryce Salvador, Barry Tallackson, Olli Malmivaara, Richard Matvichuk, Turner Stevenson, Willie Mitchell, Lyle Odelein, Steve Sullivan, Patrik Elias, David Emma, Doug Brown, Greg Adams, Aaron Broten.
- 25... \*Cam Janssen, Rostislav Olesz, Tom Kostopoulos, David Steckel, \*Jason Arnett, Andrew Peters, \*Pierre-Luc Letourneau-Leblond, Anssi Salmela, Jay Leach, David Hale, Joe Nieuwendyk, Valeri Zelepukin, Troy Crowder, Jim Thomson, Perry Anderson, Dave Lewis, Murray Brumwell, Jeff Larmer.
- 26... Patrik Elias, Krzysztof Oliwa, Jason Smith, Peter Stastny, Tommy Albelin, Al Stewart, Chris Cichocki, Andy Brickley, Rocky Trotter, Mike Kitchen.
- 27... Mike Mottau, David Clarkson, Barry Tallackson, **Scott Niedermayer**, Perry Anderson, Dave Marcynshyn, Randy Veliscek, Kirk Muller, Larry Floyd, Dwight Foster.
- 28... Anton Volchenkov, Martin Skoula, Vladimir Zharkov, Tyler Eckford, Cory Murphy, Niclas Havelid, Jay Leach, Anssi Salmela, Karel Rachunek, Brian Rafalski, Kevin Dean, Brian Sullivan, Claude Vilgrain, Jim Dowd, Myles O'Connor, Lee Norwood, Bob Sauve, Uli Hiemer, Gary McAdam, Mike Moher.
- 29... Ryane Clowe, Mark Fayne, \*Anssi Salmela, Olivier Magnan, Alexander Urbom, Johnny Oduya, Grant Marshall, Joel Bouchard, Josef Boumedienne, Krzysztof Oliwa, Shawn Chambers, Martin Brodeur, Peter Stastny, Reijo Ruotsalainen, Janne Ojanen, Corey Foster, Troy Crowder, Chris Cichocki, Jan Ludvig.
- 30... Martin Brodeur, Chad Erickson, Roland Melanson, Chris Terreri, Alain Chevrier, Ron Low.
- 31... Jeff Frazee, \*Chris Terreri, Peter Sidorkiewicz, Craig Billington, Shawn MacKenzie.
- 32... Eric Gelinas, Matt Taormina, Nick Palmieri, Matthew Corrente, Rob Skrlac, Sasha Lakovic, Steve Thomas, \*Pat Conacher, Jon Morris, Kirk McLean, Bruce Driver, Glenn Merkosky.
- 33... \*Alexander Urbom, Jay Leach, Reid Simpson, Zeno Ciger, Tim Lenardon, Murray Brumwell, Hano Kampouri, Lindsay Middlebrook.
- 34... Jon Merrill, Mark Fayne, John Vanbiesbrouck, Bryan Muir, Janne Ojanen, Jim Dowd, Jarrod Skalde, Dan Dorion, Karl Friesen, Kirk McLeod, Sam St. Laurent, Gary McAdam.
- 35... Cory Schneider, Keith Kinkaid, Yann Danis, Scott Clemmensen, \*Corey Schwab, Richard Shulmistra, Jeff Reese, Chris Terreri, Sam St. Laurent.
- 40... Mike McKenna, Scott Clemmensen, Mitch Wilson.
- 44... Stephane Richer.
- 68... Jaromir Jagr.
- 88... Rocky Trotter, Garry Howatt.
- 89... Alexander Mogilny.
- 93... Doug Gilmour.

\* Denotes wore number twice.  
**Bold** denotes retired number.  
 Player must have played in a game, with number, to register.

### 4 • SCOTT STEVENS

Sweater retired February 3, 2006.

YEAR	TEAM	LEAGUE	REGULAR SEASON					PLAYOFFS				
			GP	G	A	PTS	PIM	GP	G	A	PTS	PIM
1991-92	DEVILS	NHL	68	17	42	59	124	7	2	1	3	29
1992-93	DEVILS	NHL	81	12	45	57	120	5	2	2	4	10
1993-94	DEVILS	NHL	83	18	60	78	112	20	2	9	11	42
1994-95	DEVILS	NHL	48	2	20	22	56	20	1	7	8	24
1995-96	DEVILS	NHL	82	5	23	28	100	-	-	-	-	-
1996-97	DEVILS	NHL	79	5	19	24	70	10	0	4	4	2
1997-98	DEVILS	NHL	80	4	22	26	80	6	1	0	1	8
1998-99	DEVILS	NHL	75	5	22	27	64	7	2	1	3	10
1999-00	DEVILS	NHL	78	8	21	29	103	23	3	8	11	6
2000-01	DEVILS	NHL	81	9	22	31	71	25	1	7	8	37
2001-02	DEVILS	NHL	82	1	16	17	44	6	0	0	0	4
2002-03	DEVILS	NHL	81	4	16	20	41	24	3	6	9	14
2003-04	DEVILS	NHL	38	3	9	12	22	-	-	-	-	-
<b>DEVILS TOTALS</b>			<b>956</b>	<b>93</b>	<b>337</b>	<b>430</b>	<b>1007</b>	<b>153</b>	<b>17</b>	<b>45</b>	<b>62</b>	<b>186</b>
<b>NHL TOTALS</b>			<b>1635</b>	<b>196</b>	<b>712</b>	<b>908</b>	<b>2785</b>	<b>233</b>	<b>26</b>	<b>92</b>	<b>118</b>	<b>402</b>

NHL All-Rookie Team (1983) • NHL First All-Star Team (1988, 1994) • NHL Second All-Star Team (1992, 1997, 2001) Won Alka-Seltzer Plus Award (1994) • Played in NHL All-Star Game (1985, 1989, 1991 to 1994, 1996 to 2001, 2003) Won Conn Smythe Trophy (MVP in Stanley Cup Playoffs) (2000) • Inducted into Hockey Hall of Fame (2007)  
 Signed as a free agent by St. Louis, July 12, 1990. Acquired by DEVILS from St. Louis as compensation for Brendan Shanahan, September 3, 1991.

### 3 • KEN DANEYKO

Sweater retired March 24, 2006.

YEAR	TEAM	LEAGUE	REGULAR SEASON					PLAYOFFS				
			GP	G	A	PTS	PIM	GP	G	A	PTS	PIM
1983-84	DEVILS	NHL	11	1	4	5	17	-	-	-	-	-
1984-85	DEVILS	NHL	1	0	0	0	10	-	-	-	-	-
1985-86	DEVILS	NHL	44	0	10	10	100	-	-	-	-	-
1986-87	DEVILS	NHL	79	2	12	14	183	-	-	-	-	-
1987-88	DEVILS	NHL	80	5	7	12	239	20	1	6	7	83
1988-89	DEVILS	NHL	80	5	5	10	283	-	-	-	-	-
1989-90	DEVILS	NHL	74	6	15	21	219	6	2	0	2	21
1990-91	DEVILS	NHL	80	4	16	20	249	7	0	1	1	10
1991-92	DEVILS	NHL	80	1	7	8	170	7	0	3	3	16
1992-93	DEVILS	NHL	84	2	11	13	236	5	0	0	0	8
1993-94	DEVILS	NHL	78	1	9	10	176	20	0	1	1	45
1994-95	DEVILS	NHL	25	1	2	3	54	20	1	0	1	22
1995-96	DEVILS	NHL	80	2	4	6	115	-	-	-	-	-
1996-97	DEVILS	NHL	77	2	7	9	70	10	0	0	0	28
1997-98	DEVILS	NHL	37	0	1	1	57	6	0	1	1	10
1998-99	DEVILS	NHL	82	2	9	11	63	7	0	0	0	8
1999-00	DEVILS	NHL	78	0	6	6	98	23	1	2	3	14
2000-01	DEVILS	NHL	77	0	4	4	87	25	0	3	3	21
2001-02	DEVILS	NHL	67	0	6	6	60	6	0	0	0	8
2002-03	DEVILS	NHL	69	2	7	9	33	13	0	0	0	2
<b>DEVILS TOTALS</b>			<b>1283</b>	<b>36</b>	<b>142</b>	<b>178</b>	<b>2519</b>	<b>175</b>	<b>5</b>	<b>17</b>	<b>22</b>	<b>296</b>
<b>NHL TOTALS</b>			<b>1283</b>	<b>36</b>	<b>142</b>	<b>178</b>	<b>2519</b>	<b>175</b>	<b>5</b>	<b>17</b>	<b>22</b>	<b>296</b>

Won Bill Masterton Trophy (Perseverance, Sportsmanship and Dedication to Hockey) (2000)

### 27 • SCOTT NIEDERMAYER

Sweater retired December 16, 2011.

YEAR	TEAM	LEAGUE	REGULAR SEASON					PLAYOFFS				
			GP	G	A	PTS	PIM	GP	G	A	PTS	PIM
1991-92	DEVILS	NHL	4	0	1	1	2	-	-	-	-	-
1992-93	DEVILS	NHL	80	11	29	40	47	5	0	3	3	2
1993-94	DEVILS	NHL	81	10	36	46	42	20	2	2	4	8
1994-95	DEVILS	NHL	48	4	15	19	18	20	4	7	11	10
1995-96	DEVILS	NHL	79	8	25	33	46	-	-	-	-	-
1996-97	DEVILS	NHL	81	5	30	35	64	10	2	4	6	6
1997-98	DEVILS	NHL	81	14	43	57	27	6	0	2	2	4
1998-99	DEVILS	NHL	72	11	35	46	26	7	1	3	4	18
1999-00	DEVILS	NHL	71	7	31	38	48	22	5	2	7	10
2000-01	DEVILS	NHL	57	6	29	35	22	21	0	6	6	14
2001-02	DEVILS	NHL	76	11	22	33	30	6	0	2	2	6
2002-03	DEVILS	NHL	81	11	28	39	62	24	2	16	18	16
2003-04	DEVILS	NHL	81	14	40	54	44	5	1	0	1	6
<b>DEVILS TOTALS</b>			<b>892</b>	<b>112</b>	<b>364</b>	<b>476</b>	<b>478</b>	<b>146</b>	<b>17</b>	<b>47</b>	<b>64</b>	<b>100</b>
<b>NHL TOTALS</b>			<b>1263</b>	<b>172</b>	<b>568</b>	<b>740</b>	<b>784</b>	<b>202</b>	<b>25</b>	<b>73</b>	<b>98</b>	<b>155</b>

WHL West First All-Star Team (1991, 1992) • CHL Scholastic Player of the Year (1991) • Played in WHL All-Star Game (1991) • WJC-A All-Star Team (1992) • CHL First All-Star Team (1992) • Won Stafford Smyke Memorial Trophy (Memorial Cup Tournament MVP) (1992) • Memorial Cup All-Star Team (1992) • NHL Upper Deck All-Rookie Team (1993) • NHL Second All-Star Team (1998) • Played in NHL All-Star Game (1998, 2001, 2004, 2008, 2009) Won James Norris Memorial Trophy (Top NHL Defensesman) (2004) • NHL First All-Star Team (2004, 2006, 2007) Won Conn Smythe Trophy (MVP in Stanley Cup Playoffs) (2007) • Inducted into Hockey Hall of Fame (2013)  
 Signed as a free agent by Anaheim, August 4, 2005.

<b>Stanley Cup</b>	
1994-95	New Jersey Devils
1999-00	New Jersey Devils
2002-03	New Jersey Devils
<b>Prince of Wales Trophy</b>	
1994-95	New Jersey Devils
1999-00	New Jersey Devils
2000-01	New Jersey Devils
2002-03	New Jersey Devils
2011-12	New Jersey Devils
<b>Atlantic Division Champion</b>	
1996-97	New Jersey Devils
1997-98	New Jersey Devils
1998-99	New Jersey Devils
2000-01	New Jersey Devils
2002-03	New Jersey Devils
2005-06	New Jersey Devils
2006-07	New Jersey Devils
2008-09	New Jersey Devils
2009-10	New Jersey Devils
<b>William M. Jennings Trophy</b>	
1996-97	Brodeur, Dunham
1997-98	Martin Brodeur
2002-03	Martin Brodeur
2003-04	Martin Brodeur
2009-10	Martin Brodeur
<b>Conn Smythe Trophy</b>	
1994-95	Claude Lemieux
1999-00	Scott Stevens
<b>Calder Memorial Trophy</b>	
1993-94	Martin Brodeur
1999-00	Scott Gomez
<b>Bill Masterton Memorial Trophy</b>	
1999-00	Ken Daneyko
<b>Frank J. Selke Trophy</b>	
2000-01	John Madden
<b>James Norris Memorial Trophy</b>	
2003-04	Scott Niedermayer
<b>Georges Vezina Trophy</b>	
2002-03	Martin Brodeur
2003-04	Martin Brodeur
2006-07	Martin Brodeur
2007-08	Martin Brodeur
<b>Jack Adams Award</b>	
1993-94	Jacques Lemaire
<b>NHL/Alka-Seltzer Plus Award</b>	
1993-94	Scott Stevens
2000-01	Patrik Elias
<b>NHL First All-Star Team</b>	
1993-94 (D)	Scott Stevens
2000-01 (LW)	Patrik Elias
2002-03 (G)	Martin Brodeur
2003-04 (G)	Martin Brodeur
2003-04 (D)	Scott Niedermayer
2006-07 (G)	Martin Brodeur
2011-12 (LW)	Ilya Kovalchuk
<b>NHL Second All-Star Team</b>	
1991-92 (D)	Scott Stevens
1996-97 (D)	Scott Stevens
1996-97 (G)	Martin Brodeur
1997-98 (D)	Martin Brodeur
1997-98 (G)	Scott Niedermayer
2000-01 (D)	Scott Stevens
2005-06 (G)	Martin Brodeur
2007-08 (G)	Martin Brodeur
2008-09 (LW)	Zach Parise
<b>NHL All-Rookie Team</b>	
1990-91 (D)	Eric Weinrich
1991-92 (C)	Kevin Todd
1992-93 (D)	Scott Niedermayer
1993-94 (G)	Martin Brodeur
1995-96 (G)	Petr Sykora
1997-98 (LW)	Patrik Elias
1999-00 (C)	Scott Gomez
1999-00 (D)	Brian Rafalski
2000-01 (D)	Colin White
2011-12 (F)	Adam Henrique
<b>NHL Player of the Month</b>	
10/87	Alain Chevrier
11/97	Martin Brodeur
<b>NHL First Star of the Month</b>	
1/09	Jamie Langenbrunner
<b>NHL Third Star of the Month</b>	
2/07	Martin Brodeur
2/11	Johan Hedberg
<b>NHL Offensive Player of the Month</b>	
3/04	Scott Gomez
<b>NHL Defensive Player of the Month</b>	
1/06	Martin Brodeur
<b>NHL Rookie of the Month</b>	
3/88	Sean Burke
1/92	Valeri Zelepukin
1/94	Martin Brodeur
3/94	Martin Brodeur
12/95	Petr Sykora
12/98	Vadim Sharifjanov

<b>NHL Rookie of the Month (cont.)</b>	
11/99	Scott Gomez
2/00	Brian Rafalski
12/11	Adam Henrique
<b>NHL Player of the Week</b>	
3/3-9/86	Kirk Muller
3/24-30/86	Sam St. Laurent
10/27-11/2/86	Aaron Broten
1/25-31/88	Bob Sauve
3/28-4/3/88	Sean Burke
12/5-11/88	John MacLean
3/27-4/2/89	Kirk Muller
3/11-17/89	Patrik Sundstrom
3/26-4/1/90	Viacheslav Fetisov
11/26-12/2/90	John MacLean
10/21-27/92	Chris Terrieri
11/18-24/92	Claude Lemieux
12/30/91-1/5/92	Valeri Zelepukin
4/3-9/95	Martin Brodeur
2/10-16/97	Martin Brodeur
10/27-11/2/97	Patrik Elias
2/2-7/98	Martin Brodeur
1/3-9/00	Martin Brodeur
2/26-3/4/01	Patrik Elias
10/15-21/01	Patrik Elias
3/25-31/02	Martin Brodeur
1/13-19/03	Martin Brodeur
<b>NHL Offensive Player of the Week</b>	
3/1-28/04	Patrik Elias
4/3-9/06	Scott Gomez
<b>NHL First Star of the Week</b>	
12/4-10/06	Martin Brodeur
1/26-2/1/09	Jamie Langenbrunner
2/9-15/09	Zach Parise
2/23-3/1/09	Martin Brodeur
3/9-15/09	Martin Brodeur
3/23/09-1/3/10	Jamie Langenbrunner
<b>NHL Second Star of the Week</b>	
1/29-2/4/07	Jamie Langenbrunner
3/3-9/08	Martin Brodeur
11/23-29/09	Martin Brodeur
2/14-20/11	Johan Hedberg
1/30-2/5/12	Ilya Kovalchuk
3/5-11/12	Ilya Kovalchuk
2/24-3/2/14	Adam Henrique
<b>NHL Third Star of the Week</b>	
2/18-24/08	Martin Brodeur
12/15-21/08	Patrik Elias
3/22-28/10	Ilya Kovalchuk
1/17-23/11	Martin Brodeur
2/4-10/13	Martin Brodeur
3/3-9/14	Adam Henrique
<b>NHL YoungStars Game MVP</b>	
2006-07	Zach Parise
<b>Sharp Electronics Three-Star</b>	
1982-83	Glenn Resch
1983-84	Mel Bridgman
1984-85	Doug Sulliman
1985-86	Greg Adams
1986-87	Alain Chevrier
1987-88	Pat Verbeek
1988-89	Sean Burke
1989-90	John MacLean
1990-91	Chris Terrieri
1991-92	Stephane Richer
1992-93	Alexander Semak
1993-94	Martin Brodeur
1994-95	Stephane Richer
1995-96	Martin Brodeur
1996-97	Martin Brodeur
1997-98	Martin Brodeur
1998-99	Petr Sykora
1999-00	Martin Brodeur
2000-01	Patrik Elias
2001-02	Patrik Elias
2002-03	Martin Brodeur
2003-04	Patrik Elias
2005-06	Brian Gionta
2006-07	Martin Brodeur
2007-08	Martin Brodeur
2008-09	Zach Parise
2009-10	Martin Brodeur
2010-11	Ilya Kovalchuk
2011-12	Ilya Kovalchuk
2012-13	Martin Brodeur
2013-14	Martin Brodeur
<b>Hugh Delano Unsung Hero</b>	
1982-83	Mike Kitchen
1983-84	Ron Low
1984-85	Dave Lewis
1985-86	Rich Preston
1986-87	Ken Daneyko
1987-88	Doug Brown
1988-89	Randy Velischeck
1989-90	David Maley
1990-91	Bruce Driver

<b>Hugh Delano Unsung Hero (cont.)</b>	
1991-97	Randy McKay
1992-93	Craig Billington
1993-94	Valeri Zelepukin
1994-95	Tommy Albelin
1995-96	Shawn Chambers
1996-97	Denis Pederson
1997-98	Denis Pederson
1998-99	Jay Pandolfo
1999-00	John Madden
2000-01	Sergei Brylin
2001-02	Sergei Brylin
2002-03	Jay Pandolfo
2003-04	Brian Gionta
2005-06	Jay Pandolfo
2006-07	Jay Pandolfo
2007-08	Jay Pandolfo
2008-09	Scott Clemmensen
2009-10	Andy Greene
2010-11	Travis Zajac
2011-12	Bryce Salvador
2012-13	No Award
2013-14	Andy Greene
<b>Devils' Players' Player</b>	
1984-85	Rich Preston
1985-86	Rich Preston
1986-87	Doug Sulliman
1987-88	Kirk Muller
1988-89	Patrik Sundstrom
1989-90	John MacLean
1990-91	Chris Terrieri
1991-92	Scott Stevens
1992-93	Scott Stevens
1993-94	Scott Stevens
1994-95	Chris Terrieri
1995-96	Steve Thomas
1996-97	Dave Andreychuk
1997-98	Doug Gilmore
1998-99	Sergei Brylin
1999-00	Randy McKay
2000-01	Randy McKay
2001-02	Jim McKenzie
2002-03	Joe Nieuwendyk
2003-04	Turner Stevenson
2005-06	Jay Pandolfo
2006-07	Jay Pandolfo
2007-08	Jay Pandolfo
2008-09	Jamie Langenbrunner
2009-10	Mike Mottau
2010-11	Johan Hedberg
2011-12	Johan Hedberg
2012-13	No Award
2013-14	Ryan Carter
<b>Dr. John J. McMullen Service to New Jersey Hockey</b>	
1983-84	Les Dodson
1984-85	Jim Measday
1985-86	Kirk Muller
1986-87	Butch Fortunato
1987-88	Paul McInnis
1988-89	Max McNab
1989-90	Ken Gesner
1990-91	Dick Trimble
1991-92	Dr. John J. McMullen
1992-93	No Award
1993-94	Harvey Cohen
1994-95	Bob Auremma
1995-96	John Warchol
1996-97	Mike Nardello
1997-98	Vin Godleski
1998-99	Joan, Tony Mariconda
1999-00	Lou Lamoriello
2000-01	Mike Reynolds
2001-02	Nancy Hughes
2002-03	Jim Hunt
2003-04	Donna Guariglia
2004-05	Rev. Michael Kelly
2005-06	Tom Brake
2006-07	Debbie, Jeff Vanderbeek
2007-08	Mike Morreale
2008-09	Bill Fox
2009-10	Bruce Driver
2010-11	Robert Sullo
2011-12	Glenn Hefferan
2012-13	No Award
2013-14	Don Gould
<b>Most Valuable Devil</b>	
1984-85	Kirk Muller
1985-86	Greg Adams
1986-87	Kirk Muller
1987-88	Kirk Muller
1988-89	Patrik Sundstrom
1989-90	John MacLean
1990-91	Chris Terrieri
1991-92	Claude Lemieux

<b>Most Valuable Devil (cont.)</b>	
1992-93	Alexander Semak
1993-94	Scott Stevens
1994-95	Stephane Richer
1995-96	Martin Brodeur
1996-97	Martin Brodeur
1997-98	Martin Brodeur
1998-99	Martin Brodeur
1999-00	Martin Brodeur
2000-01	Brodeur, Elias
2001-02	Martin Brodeur
2002-03	Martin Brodeur
2003-04	Scott Niedermayer
2005-06	Brian Gionta
2006-07	Martin Brodeur
2007-08	Martin Brodeur
2008-09	Zach Parise
2009-10	Zach Parise
2010-11	Patrik Elias
2011-12	Zach Parise
2012-13	No Award
2013-14	Jaromir Jagr
<b>Fan Club Player of the Year</b>	
1982-83	Glenn Resch
1983-84	Mel Bridgman
1984-85	Kirk Muller
1985-86	Greg Adams
1986-87	Doug Sulliman
1987-88	Pat Verbeek
1988-89	John MacLean
1989-90	John MacLean
1990-91	John MacLean
1991-92	Claude Lemieux
1992-93	Alexander Semak
1993-94	Martin Brodeur
1994-95	Stephane Richer
1995-96	Martin Brodeur
1996-97	Martin Brodeur
1997-98	Martin Brodeur
1998-99	Martin Brodeur
1998-99	Petr Sykora
1999-00	Patrik Elias
2000-01	Alexander Mogilny
2001-02	Patrik Elias
2002-03	Martin Brodeur
2003-04	Patrik Elias
2005-06	Brian Gionta
2006-07	Martin Brodeur
2007-08	Martin Brodeur
2008-09	Zach Parise
2009-10	Zach Parise
2010-11	Ilya Kovalchuk
2011-12	Ilya Kovalchuk
2012-13	Patrik Elias
2013-14	Jaromir Jagr
<b>Fan Club Rookie of the Year</b>	
1982-83	Jeff Lamer
1983-84	Pat Verbeek
1984-85	Kirk Muller
1985-86	Craig Wolanin
1986-87	Gord Mark
1987-88	Doug Brown
1988-89	Sean Burke
1989-90	Janne Ojanen
1990-91	Eric Weinrich
1991-92	Kevin Todd
1992-93	Scott Niedermayer
1993-94	Martin Brodeur
1994-95	Brian Rolston
1995-96	Petr Sykora
1996-97	Denis Pederson
1997-98	Patrik Elias
1998-99	Brendan Morrison
1999-00	Scott Gomez
2000-01	Colin White
2001-02	Brian Gionta
2002-03	Mike Rupp
2003-04	Paul Martin
2005-06	Zach Parise
2006-07	Travis Zajac
2007-08	David Clarkson
2008-09	Petr Vrana
2009-10	Mark Fraser
2010-11	Mattias Tedenby
2011-12	Adam Henrique
2012-13	Alexander Urbom
2013-14	Eric Gelinas
<b>Fan Club Player of the Month</b>	
10/13	Jaromir Jagr
11/13	Jaromir Jagr
12/13	Jaromir Jagr
1/14	Cory Schneider
2/14	Patrik Elias
3/14	Jaromir Jagr
4/14	Jaromir Jagr



(17-49-14, 48 pts., 5th Place, Patrick Division)

**SCORING**

Player	GP	G	A	PTS	PIM	+/-	PP	GW	Player	GP	G	A	PTS	PIM	+/-	PP	GW
Aaron Broten	73	16	39	55	28	20	5	1	Rob Palmer	60	1	10	11	21	6	-	0
Don Lever	79	23	30	53	68	35	-	0	Dave Cameron	35	5	4	9	50	8	-	0
Bob MacMillan	71	19	29	48	8	35	-	6	John Wensink	42	2	7	9	135	8	-	1
Tapio Levo	73	7	40	47	22	41	-	5	Carol Vadnais	51	2	7	9	64	32	-	1
Jeff Larmer	65	21	24	45	21	6	-	5	Merlin Malinowski	5	3	2	5	0	1	1	1
Hector Marini	77	17	28	45	105	14	-	5	Pat Verbeek	6	3	2	5	8	2	-	0
Steve Tambellini	73	25	18	43	14	27	-	6	Dave Hutchison	32	1	4	5	102	20	-	0
Brent Ashton	76	14	19	33	47	23	-	4	Garry Howatt	38	1	4	5	114	29	-	0
Rick Meagher	57	15	14	29	11	21	-	7	Jukka Porvari	8	1	3	4	4	1	-	0
Paul Gagne	53	14	15	29	13	2	-	4	Glenn Resch	65	0	3	3	6	-	-	0
Murray Brumwell	59	5	14	19	34	20	-	1	Larry Floyd	5	1	0	1	2	4	-	0
Jan Ludvig	51	7	10	17	30	27	-	2	Joe Cirella	2	0	1	1	4	2	-	0
Joel Quenneville	74	5	12	17	46	13	-	0	Mike Moher	9	0	1	1	28	3	-	0
Mike Antonovich	30	7	7	14	11	7	-	2	Ron Low	11	0	1	1	0	-	-	0
Glenn Merkosky	34	4	10	14	20	10	-	1	Randy Pierce	3	0	0	0	0	0	E	0
Bob Lorimer	66	3	10	13	42	20	-	0	Dwight Foster	4	0	0	0	2	1	-	0
Mike Kitchen	77	4	8	12	52	25	-	0	Shawn MacKenzie	6	0	0	0	0	-	-	0
Yvon Vautour	52	4	7	11	136	19	-	0	Lindsay Middlebrook	9	0	0	0	2	-	-	0

**GOALTENDERS**

	GP	MIN	GA	EN	SO	AVG	W	L	T	SA	SAV%
Glenn Resch	65	3650	242	2	0	3.98	15	35	12	1928	87.4
Ron Low	11	608	41	1	0	4.05	2	7	1	345	88.1
Lindsay Middlebrook	9	412	37	0	0	5.39	0	6	1	211	82.5
Shawn MacKenzie	6	130	15	0	0	6.92	0	1	0	71	78.9

**RESULTS**

GM#	Date	Opponent	Score	GF-GA	Record	GM#	Date	Opponent	Score	GF-GA	Record
1	10/5	Pittsburgh	3-3	3-3	0-0-1	41	1/5	Toronto	4-4	113-178	8-25-8
2	10/8	NY Rangers	3-2	6-5	1-0-1	42	1/7	Boston	2-2	115-180	8-25-9
3	10/9	@Toronto	5-5	11-10	1-0-2	43	1/9	@NY Rangers	3-4	118-184	8-26-9
4	10/12	Boston	2-2	13-12	1-0-3	44	1/10	Quebec	6-2	124-186	9-26-9
5	10/14	Montreal	3-5	16-17	1-1-3	45	1/13	NY Islanders	2-5	126-191	9-27-9
6	10/16	@Pittsburgh	6-5	22-22	2-1-3	46	1/15	@Hartford	1-2	127-193	9-28-9
7	10/18	Philadelphia	3-1	25-23	3-1-3	47	1/16	Los Angeles	5-3	132-196	10-28-9
8	10/20	@Los Angeles	4-7	29-30	3-2-3	48	1/19	@Pittsburgh	1-1	133-197	10-28-10
9	10/22	@Winnipeg	1-3	30-33	3-3-3	49	1/20	St. Louis	3-3	136-200	10-28-11
10	10/26	Minnesota	2-5	33-38	3-4-3	50	1/23	@Washington	1-3	137-203	10-29-11
11	10/28	NY Islanders	2-4	35-42	3-5-3	51	1/25	@Philadelphia	1-5	138-208	10-30-11
12	10/30	@NY Islanders	5-8	40-50	3-6-3	52	1/29	@Quebec	4-6	142-214	10-31-11
13	11/1	Calgary	3-6	43-56	3-7-3	53	1/31	Pittsburgh	3-2	145-216	11-31-11
14	11/2	@Montreal	4-5	47-61	3-8-3	54	2/3	NY Islanders	2-7	147-223	11-32-11
15	11/4	Pittsburgh	4-4	51-65	3-8-4	55	2/5	@Washington	4-5	151-228	11-33-11
16	11/6	@Detroit	1-1	52-66	3-8-5	56	2/6	Vancouver	4-4	155-232	11-33-12
17	11/8	Washington	2-2	54-68	3-8-6	57	2/9	@Chicago	4-5	159-237	11-34-12
18	11/10	@Washington	0-3	54-71	3-9-6	58	2/12	@St. Louis	1-5	160-242	11-35-12
19	11/11	Edmonton	1-5	55-76	3-10-6	59	2/15	Minnesota	2-3	162-245	11-36-12
20	11/13	@Quebec	2-7	57-83	3-11-6	60	2/20	@Philadelphia	0-3	162-248	11-37-12
21	11/16	@St. Louis	2-7	59-90	3-12-6	61	2/21	Buffalo	4-4	166-252	11-37-13
22	11/17	@Chicago	3-5	62-95	3-13-6	62	2/24	Detroit	4-1	170-253	12-37-13
23	11/20	@Minnesota	1-5	63-100	3-14-6	63	2/26	@Pittsburgh	4-5	174-258	12-38-13
24	11/24	@Los Angeles	0-3	63-103	3-15-6	64	2/27	@Buffalo	2-6	176-264	12-39-13
25	11/26	@Vancouver	4-4	67-107	3-15-7	65	3/1	Edmonton	3-4	179-268	12-40-13
26	11/27	@Calgary	4-3	71-110	4-15-7	66	3/3	Philadelphia	1-4	180-272	12-41-13
27	11/29	Chicago	1-3	72-113	4-16-7	67	3/5	@NY Islanders	1-5	181-277	12-42-13
28	12/1	Toronto	7-3	79-116	5-16-7	68	3/6	@NY Rangers	6-4	187-281	13-42-13
29	12/3	Hartford	5-4	84-120	6-16-7	69	3/8	Washington	4-5	191-286	13-43-13
30	12/4	@Detroit	2-6	86-126	6-17-7	70	3/10	Hartford	0-3	191-289	13-44-13
31	12/6	Winnipeg	3-5	89-131	6-18-7	71	3/12	@Montreal	7-3	198-292	14-44-13
32	12/9	Washington	4-6	93-137	6-19-7	72	3/14	Calgary	0-7	198-299	14-45-13
33	12/11	@NY Islanders	1-7	94-144	6-20-7	73	3/17	NY Islanders	5-9	203-308	14-46-13
34	12/12	@NY Rangers	0-4	94-148	6-21-7	74	3/21	NY Rangers	4-2	207-310	15-46-13
35	12/17	@Edmonton	4-10	98-158	6-22-7	75	3/24	@Washington	3-5	210-315	15-47-13
36	12/19	@Winnipeg	3-2	101-160	7-22-7	76	3/25	Philadelphia	6-5	216-320	16-47-13
37	12/22	Philadelphia	1-3	102-163	7-23-7	77	3/27	@Philadelphia	1-4	217-324	16-48-13
38	12/26	@Boston	2-5	104-168	7-24-7	78	3/31	Buffalo	5-8	222-332	16-49-13
39	12/30	NY Rangers	2-5	106-173	7-25-7	79	4/1	@NY Rangers	3-3	225-335	16-49-14
40	1/2	Vancouver	3-1	109-174	8-25-7	80	4/3	@Pittsburgh	5-3	230-338	17-49-14

(17-56-7, 41 pts., 5th Place, Patrick Division)

**SCORING**

Player	GP	G	A	PTS	PIM	+/-	PP	GW	Player	GP	G	A	PTS	PIM	+/-	PP	GW
Mel Bridgman	79	23	38	61	121	27	-	9	Dave Lewis	66	2	5	7	63	19	-	0
Jan Ludvig	74	22	32	54	70	18	-	7	Ken Daneyko	11	1	4	5	17	1	-	0
Pat Verbeek	79	20	27	47	158	19	-	5	Mike Kitchen	43	1	4	5	24	15	-	0
Joe Cirella	79	11	33	44	137	43	-	6	Rob Palmer	38	0	5	5	10	10	-	0
Bob MacMillan	71	17	23	40	23	21	-	2	Hector Marini	32	2	2	4	47	2	-	0
Aaron Broten	80	13	23	36	36	28	-	3	Larry Floyd	7	1	3	4	7	4	-	0
Don Lever	70	14	19	33	44	21	-	3	Rich Chernomaz	7	2	1	3	2	3	-	0
Paul Gagne	66	14	18	32	33	22	-	3	Grant Mulvey	12	1	2	3	19	5	-	0
Phil Russell	76	9	22	31	96	27	-	0	Kevin Maxwell	14	0	3	3	2	9	-	0
Tim Higgins	37	18	10	28	27	4	-	3	Ricky Trotter	5	1	1	2	0	1	-	0
Rick Meagher	52	14	14	28	16	9	-	2	Bruce Driver	4	0	2	2	0	2	-	0
Dave Cameron	67	9	12	21	85	11	-	2	Glenn Resch	51	0	2	2	12	-	-	0
Murray Brumwell	42	7	13	20	14	5	-	5	Glenn Merkosky	5	1	0	1	0	E	-	0
Jeff Larmer	40	6	13	19	8	17	-	0	John MacLean	23	1	0	1	10	7	-	0
Bob Hoffmeyer	58	4	12	16	61	20	-	0	Alan Hepple	1	0	0	0	7	1	-	0
Gary McAdam	38	9	6	15	15	7	-	0	John Johansson	5	0	0	0	0	2	-	0
Bob Lorimer	72	2	10	12	62	28	-	1	Garry Howatt	6	0	0	0	14	1	-	0
Mike Antonovich	38	3	5	8	16	15	-	0	Ron Low	44	0	0	0	4	-	-	0
Yvon Vautour	42	3	4	7	78	18	-	0									

**GOALTENDERS**

	GP	MIN	GA	EN	SO	AVG	W	L	T	SA	SAV%
Glenn Resch	51	2641	184	4	1	4.18	9	31	3	1426	.871
Ron Low	44	2218	161	1	0	4.36	8	25	4	1133	.858

**RESULTS**

GM#	Date	Opponent	Score	GF-GA	Record	GM#	Date	Opponent	Score	GF-GA	Record
1	10/5	@NY Rangers	2-6	2-6	0-1-0	41	1/7	@Pittsburgh	7-4	118-185	9-30-2
2	10/7	NY Rangers	1-3	3-9	0-2-0	42	1/10	@NY Islanders	2-4	120-189	9-31-2
3	10/8	@Detroit	6-3	9-12	1-2-0	43	1/12	Quebec	1-4	121-193	9-32-2
4	10/14	Quebec	4-6	13-18	1-3-0	44	1/14	@Montreal	3-1	124-194	10-32-2
5	10/16	Toronto	1-4	14-22	1-4-0	45	1/15	Edmonton	4-5	128-199	10-33-2
6	10/19	@Chicago	3-6	17-28	1-5-0	46	1/17	@Hartford	3-3*	131-202	10-33-3
7	10/21	@Vancouver	4-5	21-33	1-6-0	47	1/19	@Philadelphia	0-2	131-204	10-34-3
8	10/22	@Los Angeles	3-8	24-41	1-7-0	48	1/20	St. Louis	3-4*	134-208	10-35-3
9	10/26	Washington	0-2	24-43	1-8-0	49	1/25	@Calgary	2-2*	136-210	10-35-4
10	10/29	@NY Islanders	3-5	27-48	1-9-0	50	1/27	@Edmonton	3-3*	139-213	10-35-5
11	10/30	@Pittsburgh	3-5	30-53	1-10-0	51	1/29	@Vancouver	2-3	141-216	10-36-5
12	11/2	@Hartford	4-5	34-58	1-11-0	52	2/2	Washington	0-2	141-218	10-37-5
13	11/4	NY Islanders	1-6	35-64	1-12-0	53	2/4	@Quebec	5-3	146-221	11-37-5
14	11/6	Chicago									

(22-48-10, 54 pts., 5th Place, Patrick Division)

**SCORING**

Player	GP	G	A	PTS	PIM	+/-	PP	GW	Player	GP	G	A	PTS	PIM	+/-	PP	GW
Mel Bridgman	80	22	39	61	105	16-	5	3	Greg Adams	36	12	9	21	14	14-	5	0
Aaron Broten	80	22	35	57	38	18-	10	2	Phil Russell	66	4	16	20	110	14-	0	0
Dave Pichette	71	17	40	57	41	21-	8	2	Don Lever	67	10	8	18	31	29-	0	1
Kirk Muller	80	17	37	54	69	31-	9	0	Dave Lewis	74	3	9	12	78	30-	0	2
Tim Higgins	71	19	29	48	30	10-	5	2	John MacLean	46	2	7	9	35	6	0	0
Paul Gagne	79	24	19	43	28	11-	3	1	Rocky Trotter	33	5	3	8	2	3-	0	0
Doug Sullivan	57	22	16	38	4	11-	6	1	Bob Hoffmeyer	37	1	6	7	65	15-	0	0
Pat Verbeek	78	15	18	33	162	24-	5	1	Gary McAdam	4	1	1	2	0	E	0	0
John MacLean	61	13	20	33	44	12-	1	4	Rich Chernomaz	3	0	2	2	2	2	0	0
Bruce Driver	67	9	23	32	36	22-	3	0	Mitch Wilson	9	0	2	2	21	1	0	0
Jan Ludvig	74	12	19	31	53	19-	3	1	Hannu Kamppuri	13	0	1	1	2	-	0	0
Rick Meagher	71	11	20	31	22	13-	1	1	Ken Daneyko	1	0	0	0	10	1-	0	0
Uli Hiemer	53	5	24	29	70	13-	3	0	Alan Hepple	1	0	0	0	0	2-	0	0
Rich Preston	75	12	15	27	26	24-	1	1	Ron Low	26	0	0	0	21	-	0	0
Joe Cirella	66	6	18	24	141	44-	2	0	Glenn Resch	51	0	0	0	6	-	0	0

**GOALTENDERS**

	GP	MIN	GA	EN	SO	AVG	W	L	T	SA	SAV%
Ron Low	26	1327	85	1	1	3.84	6	11	4	628	.864
Glenn Resch	51	2893	200	4	0	4.15	15	27	5	1413	.858
Hannu Kamppuri	13	635	54	2	0	5.10	1	10	1	351	.845

**RESULTS**

GM#	Date	Opponent	Score	GF-GA	Record	GM#	Date	Opponent	Score	GF-GA	Record
1	10/12	NY Islanders	7-2	7-2	1-0-0	41	1/12	Washington	5-3	144-170	14-23-4
2	10/13	@Detroit	1-4	8-6	1-1-0	42	1/14	@NY Rangers	2-1	146-171	15-23-4
3	10/16	@NY Islanders	4-1	12-12	1-2-0	43	1/15	Boston	2-3	148-174	15-24-4
4	10/19	Toronto	4-1	16-13	2-2-0	44	1/18	NY Rangers	6-9	154-183	15-25-4
5	10/20	@St. Louis	3-8	19-21	2-3-0	45	1/19	@Montreal	4-4*	158-187	15-25-5
6	10/24	@Pittsburgh	5-2	24-23	3-3-0	46	1/23	@Calgary	3-6*	161-193	15-26-5
7	10/25	NY Rangers	2-11	26-34	3-4-0	47	1/25	@Edmonton	2-4	163-197	15-27-5
8	10/27	Philadelphia	2-4	28-38	3-5-0	48	1/29	@Los Angeles	3-6	166-203	15-28-5
9	10/31	Pittsburgh	6-7	34-45	3-6-0	49	1/31	@Philadelphia	1-3	167-206	15-29-5
10	11/2	Minnesota	2-2*	36-47	3-6-1	50	2/1	NY Islanders	3-2	170-208	16-29-5
11	11/3	@Washington	4-6	40-53	3-7-1	51	2/3	Detroit	5-5*	175-213	16-29-6
12	11/8	Edmonton	2-3	42-56	3-8-1	52	2/7	Pittsburgh	6-3	181-216	17-29-6
13	11/10	@Washington	2-2*	44-58	3-8-2	53	2/9	@Quebec	2-2*	183-218	17-29-7
14	11/15	@Boston	3-5	47-63	3-9-2	54	2/14	Hartford	0-4	183-222	17-30-7
15	11/17	@Montreal	0-5	47-68	3-10-2	55	2/16	@Toronto	6-3	189-225	18-30-7
16	11/18	@NY Rangers	6-0	53-68	4-10-2	56	2/17	@Winnipeg	2-2*	191-227	18-30-8
17	11/21	@Los Angeles	1-8	54-76	4-11-2	57	2/19	@Vancouver	5-7	196-234	18-31-8
18	11/23	@Minnesota	4-5*	58-81	4-12-2	58	2/21	Los Angeles	3-5	199-239	18-32-8
19	11/24	@Pittsburgh	5-3	63-84	5-12-2	59	2/23	Calgary	1-5	200-244	18-33-8
20	11/27	Minnesota	3-2	66-86	6-12-2	60	2/26	Buffalo	3-4	203-248	18-34-8
21	11/29	@Philadelphia	2-1	68-87	7-12-2	61	2/27	@Chicago	3-6	206-254	18-35-8
22	12/1	Chicago	3-5	71-92	7-13-2	62	3/1	Hartford	1-4	207-258	18-36-8
23	12/4	@Washington	1-4	72-96	7-14-2	63	3/3	Philadelphia	5-2	212-260	19-36-8
24	12/7	Calgary	3-3*	75-99	7-14-3	64	3/5	@Washington	1-4	213-264	19-37-8
25	12/8	@Quebec	3-7	78-106	7-15-3	65	3/7	NY Islanders	4-4*	217-268	19-37-9
26	12/11	@NY Islanders	7-5	85-111	8-15-3	66	3/9	@Detroit	8-5	225-273	20-37-9
27	12/13	St. Louis	4-4*	89-115	8-15-4	67	3/10	@Winnipeg	1-7	226-280	20-38-9
28	12/15	Quebec	8-3	97-118	9-15-4	68	3/12	Winnipeg	3-6	229-286	20-39-9
29	12/17	Edmonton	5-2	102-120	10-15-4	69	3/14	Boston	4-7	233-293	20-40-9
30	12/19	@Pittsburgh	3-2	105-122	11-15-4	70	3/17	@NY Rangers	3-7	236-300	20-41-9
31	12/20	@Philadelphia	4-8	109-130	11-16-4	71	3/19	@Washington	1-4	237-304	20-42-9
32	12/22	NY Rangers	3-5	112-135	11-17-4	72	3/21	Vancouver	2-3	239-307	20-43-9
33	12/26	@Hartford	3-5	115-140	11-18-4	73	3/23	Philadelphia	3-5	242-312	20-44-9
34	12/27	Toronto	4-1	119-141	12-18-4	74	3/27	@Pittsburgh	3-4	245-316	20-45-9
35	12/29	Buffalo	1-2	120-143	12-19-4	75	3/28	Washington	3-2	248-318	21-45-9
36	12/31	@Buffalo	4-6	124-149	12-20-4	76	3/30	Pittsburgh	6-4	254-322	22-45-9
37	1/3	Vancouver	4-6	128-155	12-21-4	77	4/2	@St. Louis	4-8	258-330	22-46-9
38	1/5	Montreal	5-4	133-159	13-21-4	78	4/3	@Chicago	0-5	258-335	22-47-9
39	1/6	@NY Rangers	4-5*	137-164	13-22-4	79	4/6	@NY Islanders	5-5*	263-340	22-47-10
40	1/10	NY Islanders	2-3	139-167	13-23-4	80	4/7	Philadelphia	1-6	264-346	22-48-10

\*Denotes overtime

(28-49-3, 59 pts., 6th Place, Patrick Division)

**SCORING**

Player	GP	G	A	PTS	PIM	+/-	PP	GW	Player	GP	G	A	PTS	PIM	+/-	PP	GW
Greg Adams	78	35	42	77	30	8-	10	2	Dave Lewis	69	0	15	15	81	E	0	0
Kirk Muller	77	25	41	66	45	19-	5	1	Jan Ludvig	42	5	9	14	63	16-	0	0
Mel Bridgman	78	23	40	63	80	4-	5	1	Ken Daneyko	44	0	10	10	100	1-	0	0
Mark Johnson	80	21	41	62	16	13-	6	3	Randy Velischeck	47	2	7	9	39	20-	0	0
John MacLean	74	21	36	57	112	3-	1	4	Phil Russell	30	2	3	5	51	17-	0	0
Pat Verbeek	76	25	28	53	79	24-	4	0	Bob Lorimer	46	2	2	4	52	13-	0	0
Doug Sullivan	73	21	22	43	20	10-	6	5	Dan Dorion	3	1	1	2	0	1-	0	0
Peter McNab	71	19	24	43	14	11-	6	0	Pat Conacher	2	0	2	2	2	E	0	0
Aaron Broten	66	18	25	43	26	2	4	1	Don Dietrich	11	0	2	2	10	8-	0	0
Rich Preston	76	19	22	41	65	3	3	2	Alain Chevrier	37	0	2	2	0	-	0	0
Paul Gagne	47	19	19	38	14	15-	4	3	Craig Billington	18	0	1	1	0	-	0	0
Joe Cirella	66	6	23	29	147	12-	2	0	Murray Brumwell	1	0	0	0	0	1-	0	0
Tim Higgins	59	9	17	26	47	6	2	1	Alan Hepple	1	0	0	0	0	E	0	0
Uli Hiemer	50	8	16	24	61	1-	6	1	Kirk McLean	2	0	0	0	0	-	0	0
Dave Pichette	33	7	12	19	22	11-	4	1	Sam St. Laurent	4	0	0	0	0	-	0	0
Perry Anderson	51	7	12	19	91	7-	1	1	Al Stewart	4	0	0	0	21	1-	0	0
Bruce Driver	40	3	15	18	32	9	1	1	Glenn Resch	31	0	0	0	14	-	0	0
Craig Wolanin	44	2	16	18	74	7-	0	1									

**GOALTENDERS**

	GP	MIN	GA	EN	SO	AVG	W	L	T	SA	SAV%
Sam St. Laurent	4	188	13	0	1	4.15	2	1	0	111	.883
Glenn Resch	31	1769	126	4	0	4.27	10	20	0	885	.857
Alain Chevrier	37	1863	143	0	0	4.61	11	19	2	951	.850
Craig Billington	18	901	77	0	0	5.13	4	9	1	482	.840
Kirk McLean	2	111	11	0	0	5.95	1	0	0	59	.814

**RESULTS**

GM#	Date	Opponent	Score	GF-GA	Record	GM#	Date	Opponent	Score	GF-GA	Record
1	10/10	@Philadelphia	6-5	6-5	1-0-0	41	1/14	@Philadelphia	2-3	153-195	14-26-1
2	10/12	Washington	4-1	10-6	2-0-0	42	1/15	@Detroit	4-3*	157-198	15-26-1
3	10/13	@NY Rangers	3-2*	13-8	3-0-0	43	1/17	Washington	3-4	160-202	15-27-1
4	10/17	Hartford	3-4*	16-12	3-1-0	44	1/19	Buffalo	3-6	163-208	15-28-1
5	10/19	@St. Louis	3-4	19-16	3-2-0	45	1/21	@Vancouver	3-5	166-213	15-29-1
6	10/23	@NY Rangers	1-5	20-21	3-3-0	46	1/22	@Calgary	6-6*	172-219	15-29-2
7	10/24	Chicago	4-6	24-27	3-4-0	47	1/24	@Edmonton	6-7*	178-226	15-30-2
8	10/26	Los Angeles	5-2	29-29	4-4-0	48	1/27	@Minnesota	2-6	180-232	15-31-2
9	10/29	Boston	4-6	33-35	4-5-0	49	1/29	Pittsburgh	1-4	181-236	15-32-2
10	10/31	Detroit	2-2*	35-37	4-5-1	50	2/1	@Washington	4-5	185-241	15-33-2
11	11/2	NY Rangers	6-5*	41-42	5-5-1	51	2/2	NY Islanders	2-3*	187-244	15-34-2
12	11/6	Calgary	2-5	43-47	5-6-1	52	2/6	Edmonton	4-6	191-250	15-35-2
13	11/8	Pittsburgh	5-3	48-50	6-6-1	53	2/8	@Pittsburgh	0-4	191-254	15-36-2
14	11/9	@NY Islanders	2-3	50-53	6-7-1	54	2/9	@Hartford	6-3	197-257	16-36-2
15	11/15	@Winnipeg	3-5	53-58	6-8-1	55	2/13	Montreal	4-3	201-260	

(29-45-6, 64 pts., 6th Place, Patrick Division)

SCORING

Player	GP	G	A	PTS	PIM	+/-	PP	GW	Player	GP	G	A	PTS	PIM	+/-	PP	GW	
Aaron Broten	80	26	53	79	36	5	6	3	Jan Ludvig	47	7	9	16	96	5	-	0	
Kirk Muller	79	26	50	76	75	7	-	10	4	Ken Daneyko	79	2	12	14	183	14	-	0
John MacLean	80	31	36	67	120	23	-	9	4	Rich Chernomaz	25	6	4	10	8	11	-	2
Pat Verbeek	74	35	24	59	120	23	-	17	5	Craig Wolanin	68	4	6	10	109	31	-	0
Doug Sulliman	78	27	26	53	14	17	-	4	4	Gord Mark	36	3	5	8	82	4	-	0
Mark Johnson	68	25	26	51	22	21	-	11	0	Steve Richmond	44	1	7	8	143	12	-	0
Greg Adams	72	20	27	47	19	16	-	6	1	Tim Lenardon	7	1	1	2	0	2	-	0
Claude Loiselle	75	16	24	40	137	7	-	2	3	Timo Blomqvist	20	0	2	2	29	3	-	0
Mel Bridgman	51	8	31	39	80	8	-	1	1	Al Stewart	7	1	0	1	26	4	-	0
Bruce Driver	74	6	28	34	36	26	-	0	0	Doug Brown	4	0	1	1	0	4	-	0
Joe Cirella	65	9	22	31	111	19	-	6	0	Karl Friesen	4	0	1	1	0	-	-	0
Andy Brickley	51	11	12	23	8	15	-	1	0	Murray Brumwell	1	0	0	0	2	1	0	0
Peter McNab	46	8	12	20	8	14	-	2	2	Kirk McLean	4	0	0	0	0	-	-	0
Uli Hiemer	40	6	14	20	45	6	-	2	1	Chris Terreri	7	0	0	0	0	0	-	0
Anders Carlsson	48	2	18	20	14	11	-	0	0	Chris Billington	22	0	0	0	12	-	-	0
Perry Anderson	57	10	9	19	107	13	-	2	1	Alain Chevrier	58	0	0	0	17	-	-	0
Randy Veliscek	64	2	16	18	52	12	-	0	0									

GOALTENDERS

	GP	MIN	GA	EN	SO	AVG	W	L	T	SA	SAV%
Kirk McLean	4	160	10	1	0	3.75	1	1	0	73	.861
Alain Chevrier	58	3153	227	3	0	4.32	24	26	2	1793	.873
Chris Terreri	7	286	21	1	0	4.41	0	3	1	173	.878
Craig Billington	22	1114	89	0	0	4.79	4	13	2	569	.844
Karl Friesen	4	130	16	0	0	7.38	0	2	1	80	.800

RESULTS

GM#	Date	Opponent	Score	GF-GA	Record	GM#	Date	Opponent	Score	GF-GA	Record
1	10/9	@NY Rangers	5-3	5-3	1-0-0	41	1/8	Quebec	4-4*	149-189	16-21-4
2	10/11	Boston	5-4	10-7	2-0-0	42	1/10	Vancouver	2-2*	151-191	16-21-5
3	10/15	Vancouver	3-2	13-9	3-0-0	43	1/12	Hartford	7-5	158-196	17-21-5
4	10/17	Toronto	2-3	15-12	3-1-0	44	1/14	@Chicago	3-1	161-197	18-21-5
5	10/18	@Pittsburgh	4-8	19-20	3-2-0	45	1/16	Winnipeg	4-5	165-202	18-22-5
6	10/21	@NY Islanders	3-6	22-26	3-3-0	46	1/18	Washington	1-6	166-208	18-23-5
7	10/23	Los Angeles	5-3	27-29	4-3-0	47	1/20	@Washington	3-6	169-214	18-24-5
8	10/25	@Washington	1-2	28-31	4-4-0	48	1/22	Calgary	7-5	176-219	19-24-5
9	10/29	@Pittsburgh	8-6	36-37	5-4-0	49	1/24	Philadelphia	4-3	180-222	20-24-5
10	10/30	NY Islanders	7-6*	43-43	6-4-0	50	1/26	@NY Rangers	3-6	183-228	20-25-5
11	11/1	Buffalo	1-3	44-46	6-5-0	51	1/28	@Los Angeles	2-6	185-234	20-26-5
12	11/4	@Philadelphia	1-7	45-53	6-6-0	52	1/30	@Vancouver	4-3	189-237	21-26-5
13	11/6	Philadelphia	5-5*	50-58	6-6-1	53	1/31	@Calgary	3-5	192-242	21-27-5
14	11/9	@Winnipeg	1-8	51-66	6-7-1	54	2/7	@Philadelphia	3-2	195-244	22-27-5
15	11/12	Detroit	5-3	56-69	7-7-1	55	2/8	Pittsburgh	1-2*	196-246	22-28-5
16	11/14	Pittsburgh	5-4	61-73	8-7-1	56	2/14	@Detroit	1-5	197-251	22-29-5
17	11/15	@Boston	5-5*	66-78	8-7-2	57	2/18	Hartford	3-6	200-257	22-30-5
18	11/17	NY Rangers	3-2	69-80	9-7-2	58	2/21	@Pittsburgh	6-5	206-262	23-30-5
19	11/19	@Detroit	4-3	73-83	10-7-2	59	2/22	NY Islanders	0-7	206-269	23-31-5
20	11/22	@Minnesota	2-6	75-89	10-8-2	60	2/25	Edmonton	4-2	210-271	24-31-5
21	11/23	@Chicago	3-5	78-94	10-9-2	61	2/28	@Montreal	2-3	212-274	24-32-5
22	11/26	@St. Louis	5-1	83-95	11-9-2	62	3/1	@Hartford	5-5*	217-279	24-32-6
23	11/29	@Los Angeles	8-9	89-104	11-10-2	63	3/3	@Washington	2-3	219-282	24-33-6
24	12/2	NY Rangers	6-5	97-109	12-10-2	64	3/5	@Buffalo	4-6	223-288	24-34-6
25	12/4	Minnesota	3-5	100-114	12-11-2	65	3/7	Chicago	3-4	226-292	24-35-6
26	12/6	Buffalo	4-3	104-117	13-11-2	66	3/8	@Philadelphia	3-7	229-299	24-36-6
27	12/9	@Washington	2-4	106-121	13-12-2	67	3/11	Philadelphia	4-6	233-305	24-37-6
28	12/11	NY Islanders	4-8	110-129	13-13-2	68	3/13	NY Islanders	4-1	237-306	25-37-6
29	12/13	@NY Islanders	2-4	112-133	13-14-2	69	3/14	@NY Islanders	6-7*	243-313	25-38-6
30	12/14	Montreal	4-2	116-135	14-14-2	70	3/17	@Edmonton	4-7	247-320	25-39-6
31	12/17	Toronto	3-2*	119-137	15-14-2	71	3/18	@Winnipeg	3-4*	250-324	25-40-6
32	12/19	Washington	6-4	125-141	16-14-2	72	3/21	@St. Louis	7-6*	257-330	26-40-6
33	12/20	@Montreal	2-5	127-146	16-15-2	73	3/23	Edmonton	6-7	263-337	26-41-6
34	12/23	@NY Rangers	5-8	132-154	16-16-2	74	3/25	@NY Rangers	8-2	271-339	27-41-6
35	12/26	NY Rangers	4-7	136-161	16-17-2	75	3/27	Minnesota	5-2	276-341	28-41-6
36	12/27	@Quebec	2-2*	138-163	16-17-3	76	3/29	St. Louis	1-4	277-345	28-42-6
37	12/30	Calgary	3-4	141-167	16-18-3	77	3/31	Pittsburgh	5-3	282-348	29-42-6
38	1/2	Boston	2-7	143-174	16-19-3	78	4/2	@Pittsburgh	2-6	284-354	29-43-6
39	1/3	@Toronto	2-7	145-181	16-20-3	79	4/4	@Quebec	4-8	288-362	29-44-6
40	1/6	@Philadelphia	0-4	145-185	16-21-3	80	4/5	Washington	5-6*	293-368	29-45-6

\*Denotes overtime

(38-36-6, 82 pts., 4th Place, Patrick Division)

SCORING

Player	GP	G	A	PTS	PIM	+/-	PP	GW	Player	GP	G	A	PTS	PIM	+/-	PP	GW	
Kirk Muller	80	37	57	94	114	19	17	1	Jim Korn	52	8	13	21	140	22	-	3	
Aaron Broten	80	26	57	83	80	20	7	4	Ken Daneyko	80	5	7	12	239	3	-	0	
Pat Verbeek	73	46	31	77	227	29	13	8	Randy Veliscek	51	3	9	12	66	13	-	0	
Bruce Driver	74	15	40	55	68	7	7	0	Perry Anderson	60	4	6	10	222	8	-	0	
Patrick Sundstrom	78	15	36	51	42	16	-	0	Pat Conacher	24	2	5	7	12	8	-	0	
John MacLean	76	23	16	39	147	10	-	12	4	David Maley	44	4	2	6	65	13	-	1
Joe Cirella	80	8	31	39	151	15	2	2	George McPhee	5	3	0	3	8	2	0	1	
Claude Loiselle	68	17	18	35	121	7	3	2	Gord Mark	19	0	2	2	27	13	-	0	
Tom Kurvers	56	5	29	34	46	6	2	1	Chris Cichocki	5	1	0	1	2	1	0	0	
Mark Johnson	54	14	19	33	14	10	-	2	Anders Carlsson	9	1	0	1	0	5	-	0	
Craig Wolanin	78	6	25	31	170	E	1	3	Murray Brumwell	3	0	1	1	2	E	0	0	
Doug Sulliman	59	16	14	30	22	8	-	8	0	Sean Burke	13	0	1	1	6	-	-	0
Jack O'Callahan	50	7	19	26	97	3	-	4	1	Bob Sauve	34	0	1	1	4	-	-	0
Brendan Shanahan	65	7	19	26	131	20	-	2	2	Alain Chevrier	45	0	1	1	8	-	-	0
Doug Brown	70	14	11	25	20	7	1	2	Dan Dorion	1	0	0	0	2	E	0	0	
Andy Brickley	45	8	14	22	14	1	2	3	Al Stewart	1	0	0	0	0	2	0	0	

GOALTENDERS

	GP	MIN	GA	EN	SO	AVG	W	L	T	SA	SAV%
Sean Burke	13	689	35	0	1	3.05	10	1	0	300	.883
Bob Sauve	34	1804	107	2	0	3.56	10	16	3	823	.870
Alain Chevrier	45	2354	148	4	1	3.77	18	19	3	1117	.867

RESULTS

GM#	Date	Opponent	Score	GF-GA	Record	GM#	Date	Opponent	Score	GF-GA	Record
1	10/9	Pittsburgh	6-3	6-3	1-0-0	41	1/7	Vancouver	3-6	135-147	18-18-5
2	10/10	@Toronto	2-5	8-8	1-1-0	42	1/9	@Minnesota	4-3	139-150	19-18-5



(27-41-12, 66 pts., 5th Place, Patrick Division)

SCORING

Player	GP	G	A	PTS	PIM	+/-	PP	GW	Player	GP	G	A	PTS	PIM	+/-	PP	GW
John MacLean	74	42	45	87	122	26	14	4	Craig Wolanin	56	3	8	11	69	9	0	0
Kirk Muller	80	31	43	74	119	23	12	4	Ken Daneyko	80	5	5	10	283	22	1	0
Patrik Sundstrom	65	28	41	69	36	22	12	4	Perry Anderson	39	3	6	9	128	5	0	0
Tom Kurvers	74	16	50	66	38	11	5	0	Steve Rooney	25	3	4	4	79	9	0	1
Aaron Broten	80	16	43	59	81	7	4	2	Paul Ysebaert	5	0	4	0	2	0	0	
Brendan Shanahan	68	22	28	50	115	2	9	0	Sean Burke	62	0	3	3	54	0	0	0
Pat Verbeek	77	26	21	47	189	18	9	1	Jon Morris	4	0	2	2	0	E	0	
Mark Johnson	40	13	25	38	24	1	4	2	Al Stewart	6	0	2	2	15	2	0	0
Jim Korn	65	15	16	31	212	3	4	3	Jamie Huscroft	15	0	2	2	51	3	0	0
Tommy Albelin	46	7	24	31	40	18	1	1	George McPhee	1	0	1	1	2	1	0	0
Jack O'Callahan	36	5	21	26	51	E	5	0	Chris Cichocki	2	0	1	1	2	E	0	0
Doug Brown	63	15	10	25	15	7	4	2	Janne Ojanen	3	0	1	1	2	1	0	0
Joe Cirella	80	3	19	22	155	14	0	1	Kevin Danden	1	0	0	0	0	1	0	0
Claude Loiselle	74	7	14	21	209	10	0	1	Corey Foster	2	0	0	0	0	2	0	0
Randy Velischeck	80	4	14	18	70	2	0	0	Eric Weinrich	2	0	0	0	0	1	0	0
Bruce Driver	27	1	15	16	24	E	1	0	Craig Billington	3	0	0	0	0	-	0	0
Pat Conacher	55	7	5	12	14	7	0	1	Chris Terreri	8	0	0	0	2	-	0	0
Joe Carlsson	47	4	8	12	20	3	0	0	Bob Sauve	15	0	0	0	0	0	0	0
David Maley	68	5	6	11	249	27	0	0									

GOALTENDERS

	GP	MIN	GA	EN	SO	AVG	W	L	T	SA	SAV%
Chris Terreri	8	402	18	1	0	2.69	0	4	2	170	.893
Sean Burke	62	3590	230	7	3	3.84	22	31	9	1823	.873
Bob Sauve	15	721	56	2	0	4.66	4	5	1	333	.831
Craig Billington	3	140	11	0	0	4.71	1	1	0	65	.831

RESULTS

GM#	Date	Opponent	Score	GF-GA	Record	GM#	Date	Opponent	Score	GF-GA	Record
1	10/6	@Philadelphia	1-4	1-4	0-1-0	41	1/7	Detroit	5-2	145-170	15-19-7
2	10/8	@Quebec	5-3	6-7	1-1-0	42	1/9	@NY Rangers	5-4	150-174	16-19-7
3	10/10	@NY Rangers	5-0	11-7	2-1-0	43	1/11	@Montreal	0-1	150-175	16-20-7
4	10/14	Montreal	3-7	14-14	2-2-0	44	1/13	NY Islanders	3-5	153-180	16-21-7
5	10/15	@Washington	5-8	19-22	2-3-0	45	1/15	Edmonton	1-0	154-180	17-21-7
6	10/19	Vancouver	0-4	19-26	2-4-0	46	1/17	@Quebec	4-7	158-187	17-22-7
7	10/21	Pittsburgh	6-4	25-30	3-4-0	47	1/19	Quebec	4-5	162-192	17-23-7
8	10/23	@Detroit	3-3*	28-33	3-4-1	48	1/20	@Washington	6-5*	168-197	18-23-7
9	10/25	Buffalo	4-7	32-40	3-5-1	49	1/23	Minnesota	2-7	170-204	18-24-7
10	10/28	Hartford	5-3	37-43	4-5-1	50	1/24	@NY Islanders	2-2*	172-206	18-24-8
11	10/29	@Hartford	0-3	37-46	4-6-1	51	1/27	Hartford	6-8	178-214	18-25-8
12	11/1	Philadelphia	3-2	40-48	5-6-1	52	1/28	@Minnesota	4-4*	182-218	18-25-9
13	11/3	Winnipeg	3-3*	43-51	5-6-2	53	2/2	@Los Angeles	6-6*	188-224	18-25-10
14	11/6	NY Rangers	6-5	49-56	6-6-2	54	2/5	@Edmonton	4-2	192-226	19-25-10
15	11/9	Edmonton	2-3*	51-59	6-7-2	55	2/9	@Detroit	6-3	198-229	20-25-10
16	11/11	NY Islanders	3-3*	54-62	6-7-3	56	2/11	@Montreal	4-5	202-234	20-26-10
17	11/12	@Washington	6-3	60-65	7-7-3	57	2/13	Toronto	8-1	210-235	21-26-10
18	11/15	@St. Louis	4-2	64-67	8-7-3	58	2/15	@Buffalo	3-5	213-240	21-27-10
19	11/17	Calgary	3-5	67-72	8-8-3	59	2/17	@Winnipeg	2-3*	215-243	21-28-10
20	11/19	Washington	2-3	69-75	8-9-3	60	2/18	@Toronto	3-5	218-248	21-29-10
21	11/20	@Philadelphia	1-7	70-82	8-10-3	61	2/20	@NY Rangers	4-7	222-255	21-30-10
22	11/23	@Calgary	2-3	72-85	8-11-3	62	2/24	Philadelphia	2-6	224-261	21-31-10
23	11/25	@Vancouver	2-2*	74-87	8-11-4	63	2/26	Los Angeles	1-1*	225-262	21-31-11
24	11/29	@Los Angeles	3-9	77-96	8-12-4	64	2/28	Boston	3-3*	228-265	21-31-12
25	12/3	Philadelphia	3-5	80-101	8-13-4	65	3/1	@Pittsburgh	1-4	229-269	21-32-12
26	12/4	@Philadelphia	2-6	82-107	8-14-4	66	3/3	NY Rangers	6-3	235-272	22-32-12
27	12/7	Washington	5-1	87-108	9-14-4	67	3/5	Minnesota	2-0	237-272	23-32-12
28	12/9	NY Islanders	6-5	93-113	10-14-4	68	3/7	@St. Louis	2-6	239-278	23-33-12
29	12/10	@Pittsburgh	4-4*	97-117	10-14-5	69	3/8	@Chicago	7-5	246-283	24-33-12
30	12/13	St. Louis	4-3	101-120	11-14-5	70	3/11	@NY Islanders	2-3*	248-286	24-34-12
31	12/15	Toronto	6-3	107-123	12-14-5	71	3/14	Calgary	1-5	249-291	24-35-12
32	12/17	@NY Islanders	2-5	109-128	12-15-5	72	3/16	Pittsburgh	1-2	250-293	24-36-12
33	12/18	@Chicago	5-3	114-131	13-15-5	73	3/18	Chicago	1-3	251-296	24-37-12
34	12/21	@Winnipeg	5-5*	119-136	13-15-6	74	3/20	Vancouver	3-1	254-297	25-37-12
35	12/23	Pittsburgh	2-2*	121-138	13-15-7	75	3/23	@Boston	3-5	257-302	25-38-12
36	12/26	@NY Rangers	1-5	122-143	13-16-7	76	3/25	@Pittsburgh	4-5	261-307	25-39-12
37	12/27	NY Rangers	5-7	127-150	13-17-7	77	3/27	Philadelphia	5-3	266-310	26-39-12
38	12/29	Boston	2-6	129-156	13-18-7	78	3/29	NY Islanders	4-5*	270-315	26-40-12
39	12/31	@Pittsburgh	6-8	135-164	13-19-7	79	4/1	@Washington	4-6	274-321	26-41-12
40	1/6	Buffalo	5-4	140-168	14-19-7	80	4/2	Washington	7-4	281-325	27-41-12

\*Denotes overtime

(37-34-9, 83 pts., 2nd Place, Patrick Division)

SCORING

Player	GP	G	A	PTS	PIM	+/-	PP	GW	Player	GP	G	A	PTS	PIM	+/-	PP	GW
Kirk Muller	80	30	56	86	74	1	9	6	Peter Stastny	12	5	6	11	16	1	2	1
John MacLean	80	41	38	79	80	17	10	11	Eric Weinrich	19	2	7	9	11	1	1	1
Patrik Sundstrom	74	27	49	76	34	17	8	0	Craig Wolanin	37	1	7	8	47	13	0	0
Brendan Shanahan	73	30	42	72	137	15	8	5	Reijo Ruotsalainen	31	2	5	7	14	4	1	0
Bruce Driver	75	7	46	53	63	7	1	0	Pat Conacher	19	3	3	6	4	2	0	0
Sylvain Turgeon	72	30	17	47	81	9	7	3	Randy Velischeck	62	0	6	6	72	4	0	0
Mark Johnson	63	16	29	45	12	8	4	1	Jim Korn	37	2	3	5	99	1	0	0
Vlacheslav Fetisov	72	8	34	42	52	8	2	0	Mark Johnson	42	2	3	5	149	2	0	0
Doug Brown	69	14	20	34	16	7	1	3	Neil Brady	19	1	4	5	13	2	0	0
Janne Ojanen	64	17	13	30	12	5	1	1	Paul Ysebaert	5	1	2	3	0	E	0	0
Tommy Albelin	68	6	23	29	63	1	4	0	Claude Vilgrain	6	1	2	3	4	1	0	0
David Maley	67	8	17	25	160	2	0	2	Peter Sundstrom	21	1	2	3	4	1	0	0
Alexei Kasatonov	39	6	15	21	16	15	1	0	Sergei Starikov	16	0	1	1	8	8	0	0
Ken Daneyko	74	6	15	21	219	5	0	1	Sean Burke	52	0	1	1	38	-	0	0
Aaron Broten	42	10	8	18	36	15	1	0	Tom Kurvers	1	0	0	0	0	1	0	0
Bob Brooke	35	8	10	18	30	3	0	1	Jim Thomson	3	0	0	0	31	3	0	0
Walt Poddubny	43	4	10	14	28	4	1	0	Troy Crowder	10	0	0	0	23	E	0	0
Jon Morris	20	6	7	13	8	12	2	1	Chris Terreri	35	0	0	0	0	-	0	0

GOALTENDERS

	GP	MIN	GA	EN	SO	AVG	W	L	T	SA	SAV%
Chris Terreri	35	1933	110	3	0	3.41	15	12	3	1004	.890
Sean Burke	52	2914	175	0	0	3.60	22	22	6	1453	.880

RESULTS

GM#	Date	Opponent	Score	GF-GA	Record	GM#	Date	Opponent	Score	GF-GA	Record
1	10/5	@Philadelphia	6-2	6-2	1-0-0	41	1/2	Buffalo	5-3	161-159	19-18-4
2	10/7	Pittsburgh	4-4*	10-6	1-0-1	42	1/4	Los Angeles	4-2	165-161	20-18-4
3	10/10	Calgary	2-4	12-10	1-1-1	43	1/8	Winnipeg	3-4	168-165	20-19-4
4	10/13	Montreal	3-4*	15-14	1-2-1	44	1/10	Pittsburgh	6-3	174-168	21-19-4
5	10/14	@Hartford	3-2	18-16	2-2-1	45	1/12	Montreal	2-5	176-173	21-20-4
6	10/18	Philadelphia	5-3	23-19	3-2-1	46	1/13	@Quebec	5-4	181-177	22-20-4
7	10/20	Vancouver	2-3	25-22	3-3-1	47	1/16	@Washington	6-9	187-186	22-21-4
8	10/21	@Montreal	5-4	30-26	4-3-1	48	1/23	@Pittsburgh	4-2	191-188	23-21-4
9	10/23	@Toronto	5-4	35-30	5-3-1	49	1/24	Washington	3-2	194-190	24-21-4
10	10/26	Hartford	3-7	38-37	5-4-1	50	1/26	Toronto	1-5	195-195	24-22-4
11	10/28	Chicago	3-2	41-39	6-4-1	51	1/28	@NY Islanders	4-4*	199-199	24-22-5
12	10/31	@Vancouver	3-4	44-43	6-5-1	52	1/30	@Los Angeles	2-5	201-204	24-23-5
13	11/1	@Edmonton	6-6*	50-49	6-5-						

(32-33-15, 79 pts., 4th Place, Patrick Division)

**SCORING**

Player	GP	G	A	PTS	PIM	+	-	PP	GW	Player	GP	G	A	PTS	PIM	+	-	PP	GW
John MacLean	78	45	33	78	150	8	19	7		Walt Poddubny	14	4	6	10	10	8	0	0	
Kirk Muller	80	19	51	70	76	1	7	3		Troy Crowder	59	6	3	9	182	10	0	0	
Brendan Shanahan	75	29	37	66	141	4	7	2		Al Stewart	41	5	2	7	159	6	0	0	
Peter Stastny	77	18	42	60	53	E	4	3		Paul Ysebaert	11	4	3	7	6	1	1	0	
Claude Lemieux	78	30	17	47	105	8	10	2		Lee Norwood	28	3	2	5	87	1	1	0	
Patrik Sundstrom	71	15	31	46	48	7	4	1		Jeff Madill	14	4	0	4	46	1	0	0	
Bruce Driver	73	9	36	45	62	11	7	2		Myles O'Connor	22	3	1	4	41	3	0	0	
Alexei Kasatonov	78	10	31	41	76	23	1	3		Chris Terreri	53	0	3	3	2	-	0	0	
Eric Weinrich	76	4	34	38	48	10	1	0		Jarrod Skalde	1	0	1	1	0	E	0	0	
Doug Brown	58	14	16	30	4	18	0	2		Jamie Huscroft	8	0	1	1	27	1	0	0	
Jon Morris	53	9	19	28	27	9	1	1		Dave Marcynishyn	9	0	1	1	21	1	-	0	
Zdeno Ciger	45	8	17	25	8	3	2	1		Perry Anderson	1	0	0	0	5	E	0	0	
David Maley	64	8	14	22	151	9	1	3		Roland Melanson	1	0	0	0	0	-	0	0	
Laurie Boschman	78	11	9	20	77	1	0	1		Jason Miller	1	0	0	0	0	1	0	0	
Ken Daneyko	80	4	16	20	249	10	-	1		Kevin Todd	1	0	0	0	0	1	-	0	
Viacheslav Fetisov	67	3	16	19	62	5	1	0		Neil Brady	3	0	0	0	0	E	0	0	
Pat Conacher	49	5	11	16	27	9	0	0		Sean Burke	35	0	0	0	0	18	-	0	0
Tommy Albelin	47	2	12	14	44	1	1	0											

**GOALTENDERS**

	GP	MIN	GA	EN	SO	AVG	W	L	T	SA	SAV%
Chris Terreri	53	2971	144	3	1	2.91	24	21	7	1348	.893
Sean Burke	35	1868	112	3	0	3.60	8	12	8	875	.872
Roland Melanson	1	20	2	0	0	6.00	0	0	0	7	.714

**RESULTS**

GM#	Date	Opponent	Score	GF-GA	Record	GM#	Date	Opponent	Score	GF-GA	Record
1	10/4	Detroit	3-3*	3-3	0-0-1	41	12/30	@NY Rangers	2-2*	156-133	19-13-9
2	10/6	Philadelphia	3-1	6-4	1-0-1	42	1/1	@Washington	3-4	159-137	19-14-9
3	10/7	@Pittsburgh	4-7	10-11	1-1-1	43	1/3	@Chicago	3-5	162-142	19-15-9
4	10/9	Minnesota	5-2	15-13	2-1-1	44	1/5	@Pittsburgh	2-5	164-147	19-16-9
5	10/11	@Philadelphia	4-7	19-20	2-2-1	45	1/8	St. Louis	3-5	167-152	19-17-9
6	10/13	Calgary	5-3	24-23	3-2-1	46	1/12	Edmonton	4-5*	171-157	19-18-9
7	10/17	Washington	3-2	27-25	4-2-1	47	1/14	Los Angeles	1-6	172-163	19-19-9
8	10/19	NY Rangers	3-2	30-27	5-2-1	48	1/16	Chicago	2-2*	174-165	19-19-10
9	10/20	@Washington	0-4	30-31	5-3-1	49	1/22	@Pittsburgh	3-5	177-170	19-20-10
10	10/23	@NY Islanders	8-1	38-32	6-3-1	50	1/24	Quebec	6-1	183-171	20-20-10
11	10/25	Buffalo	5-1	43-33	7-3-1	51	1/26	Minnesota	1-3	184-174	20-21-10
12	10/27	Pittsburgh	7-5	50-38	8-3-1	52	1/28	@Detroit	6-2	190-176	21-21-10
13	10/30	@Calgary	3-6	53-44	8-4-1	53	1/30	@Los Angeles	4-2	194-178	22-21-10
14	11/1	@Vancouver	1-2	54-46	8-5-1	54	2/2	@St. Louis	4-5	198-183	22-22-10
15	11/3	@Edmonton	5-2	59-48	9-5-1	55	2/5	Calgary	2-1	200-184	23-22-10
16	11/7	NY Islanders	3-6	62-54	9-6-1	56	2/9	@Quebec	1-3	201-187	23-23-10
17	11/9	NY Rangers	2-3	64-57	9-7-1	57	2/10	Vancouver	2-0	203-187	24-23-10
18	11/10	@Montreal	1-3	65-60	9-8-1	58	2/13	@NY Rangers	3-6	206-193	24-24-10
19	11/13	Montreal	6-3	71-63	10-8-1	59	2/14	Winnipeg	3-3*	209-196	24-24-11
20	11/15	Hartford	2-4	73-67	10-9-1	60	2/16	Philadelphia	3-2	212-198	25-24-11
21	11/17	Philadelphia	3-2	76-69	11-9-1	61	2/18	Edmonton	0-4	212-202	25-25-11
22	11/18	@Philadelphia	4-1	80-70	12-9-1	62	2/22	Pittsburgh	5-2	217-204	26-25-11
23	11/20	@Los Angeles	4-5	84-75	12-10-1	63	2/24	@NY Rangers	2-5	219-209	26-26-11
24	11/24	@Minnesota	5-3	89-78	13-10-1	64	2/25	Washington	5-1	224-210	27-26-11
25	11/28	Philadelphia	5-5*	94-83	13-10-2	65	2/27	@Toronto	3-7	227-217	27-27-11
26	11/30	NY Islanders	5-5*	99-88	13-10-3	66	3/1	@Detroit	6-1	233-218	28-27-11
27	12/1	@St. Louis	4-1	103-89	14-10-3	67	3/3	Boston	1-3	234-221	28-28-11
28	12/3	@Winnipeg	4-4*	107-93	14-10-4	68	3/5	@NY Islanders	3-4	237-225	28-29-11
29	12/5	Vancouver	9-4	116-97	15-10-4	69	3/6	@Buffalo	3-3*	240-228	28-29-12
30	12/7	@Washington	2-5	118-102	15-11-4	70	3/10	@Winnipeg	3-4	243-232	28-30-12
31	12/8	Washington	4-2	122-104	16-11-4	71	3/13	Toronto	3-2	246-234	29-30-12
32	12/11	@NY Islanders	2-3	124-107	16-12-4	72	3/15	NY Rangers	5-2	251-236	30-30-12
33	12/13	@Pittsburgh	5-9	129-116	16-13-4	73	3/16	@Hartford	2-6	253-242	30-31-12
34	12/15	@Boston	1-1*	130-117	16-13-5	74	3/19	Pittsburgh	5-4	258-246	31-31-12
35	12/18	Boston	8-3	138-120	17-13-5	75	3/21	@Chicago	2-2*	260-248	31-31-13
36	12/20	@Philadelphia	3-3*	141-123	17-13-6	76	3/23	@Montreal	3-3*	263-251	31-31-14
37	12/22	@Quebec	4-1	145-124	18-13-6	77	3/26	@NY Rangers	3-3*	266-254	31-31-15
38	12/23	Toronto	4-2	149-126	19-13-6	78	3/27	Hartford	4-3*	270-257	32-31-15
39	12/27	NY Islanders	1-1*	150-127	19-13-7	79	3/30	@Washington	0-4	270-261	32-32-15
40	12/29	Buffalo	4-4*	154-131	19-13-8	80	3/31	NY Islanders	2-3	272-264	32-33-15

\*Denotes overtime

(38-31-11, 87 pts., 4th Place, Patrick Division)

**SCORING**

Player	GP	G	A	PTS	PIM	+	-	PP	GW	Player	GP	G	A	PTS	PIM	+	-	PP	GW
Claude Lemieux	74	41	27	68	109	9	13	8		Ken Daneyko	80	1	7	8	170	7	0	0	
Stephane Richer	74	29	35	64	25	1	5	6		Troy Mallette	17	3	4	7	43	7	0	0	
Kevin Todd	80	21	42	63	69	8	2	2		Jarrod Skalde	15	2	4	6	4	1	-	0	
Peter Stastny	66	24	38	62	42	6	10	3		Patrik Sundstrom	17	1	3	4	8	5	-	0	
Scott Stevens	68	17	42	59	124	24	7	2		Tommy Albelin	19	0	4	4	4	7	0	0	
Claude Vilgrain	71	19	27	46	74	27	1	1		Jon Morris	7	1	2	3	6	6	-	1	
Bruce Driver	78	7	35	42	66	5	3	1		Walt Poddubny	7	1	2	3	6	1	-	0	
Alexei Kasatonov	76	12	28	40	70	14	3	1		Myles O'Connor	9	0	2	2	13	2	0	0	
Tom Chorske	76	19	17	36	32	8	0	2		Neil Brady	7	1	0	1	4	1	0	0	
Randy McKay	80	17	16	33	246	6	2	1		Scott Niedermayer	4	0	1	1	2	1	0	0	
Eric Weinrich	76	7	25	32	55	10	5	0		Bill Guern	5	0	1	1	9	1	0	0	
Valeri Zelepukin	44	13	18	31	28	11	3	3		Craig Billington	26	0	1	1	2	-	0	0	
Doug Brown	71	11	17	28	27	17	1	1		Chris Terreri	54	0	1	1	13	-	0	0	
Laurie Boschman	75	8	20	28	121	9	0	2		Jim Dowd	1	0	0	0	0	E	0	0	
Viacheslav Fetisov	70	3	23	26	108	11	0	1		Al Stewart	1	0	0	0	5	E	0	0	
David Maley	37	7	11	18	58	E	1	0		Jeff Christian	2	0	0	0	2	E	0	0	
Dave Barr	41	6	12	18	32	9	0	0		Chad Erickson	2	0	0	0	0	-	0	0	
Zdeno Ciger	20	6	5	11	10	2	-	0		Jason Miller	3	0	0	0	0	E	0	0	
Alexander Semak	25	5	6	11	0	5	0	1		Martin Brodeur	4	0	0	0	0	-	0	0	
Pat Conacher	44	7	3	10	16	E	0	1											

**GOALTENDERS**

	GP	MIN	GA	EN	SO	AVG	W	L	T	SA	SAV%
Craig Billington	26	1363	69	2	2	3.04	13	7	1	637	.892
Chris Terreri	54	3185	169	0	1	3.18	22	22	10	1511	.888
Martin Brodeur	4	179	10	0	0	3.35	2	1	0	85	.882
Chad Erickson	2	120	9	0	0	4.50	1	1	0	55	.836

**RESULTS**

GM#	Date	Opponent	Score	GF-GA	Record	GM#	Date	Opponent	Score	GF-GA	Record
1	10/5	St. Louis	7-2	7-2	1-0-0	41	1/9	St. Louis	4-3	156-120	21-14-6
2	10/6	@Chicago	4-2	11-4	2-0-0	42	1/11	Toronto	3-4	159-124	21-15-6
3	10/8	Quebec	6-5	17-9	3-0-0	43	1/12	Los Angeles	5-2	164-126	22-15-6
4	10/12	Pittsburgh	4-1	21-10	4-0-0	44	1/15	Buffalo	8-8*	172-134	22-15-7
5	10/13	@Philadelphia	2-4	23-14	4-1-0	45	1/24	@Washington	5-2	177-136	23-15-7
6	10/16	@NY Rangers	2-4	25-18	4-2-0	46	1/25	Detroit	0-7	177-143	23-16-7
7	10/18	@Washington	5-6	30-24	4-3-0	47	1/29	@Montreal	4-3	181-146	24-16-7
8	10/19	Washington	1-5	31-29	4-4-0	48	1/31	@Detroit	6-3	187-149	25-16-7
9	10/22	Los Angeles	5-2								

(40-37-7, 87 pts., 4th Place, Patrick Division)

**SCORING**

Player	GP	G	A	PTS	PIM	+/-	PP	GW	Player	GP	G	A	PTS	PIM	+/-	PP	GW
Claude Lemieux	77	30	51	81	155	3	13	3	Janne Ojanen	31	4	9	13	14	2	-	1
Alexander Semak	82	37	42	79	70	24	4	6	Ken Daneyko	84	2	11	13	236	4	0	0
Stephane Richer	78	38	35	73	44	1	-	7	Zdeno Ciger	27	4	8	12	2	8	-	2
Valeri Zelepukin	78	23	41	64	70	19	5	2	Kevin Todd	30	5	5	10	16	4	0	2
Scott Stevens	81	12	45	57	120	14	8	1	Troy Mallette	34	4	3	7	56	3	0	0
Bruce Driver	83	14	40	54	66	10	-	6	Tommy Albelin	36	1	5	6	14	E	1	1
John MacLean	80	24	24	48	102	6	-	3	Doug Brown	15	0	5	5	2	3	0	0
Peter Stastny	62	17	23	40	22	5	-	3	Ben Hankinson	4	2	1	3	9	2	0	0
Scott Niedermayer	80	11	29	40	47	8	5	0	Claude Vilgrain	4	0	2	2	0	3	-	0
Bobby Holik	61	20	19	39	76	6	-	7	Jarrod Skalde	11	0	2	2	4	3	-	0
Bill Guerin	65	14	20	34	63	14	0	2	Brian Sullivan	2	0	1	1	0	1	0	0
Viacheslav Fetisov	76	4	23	27	158	7	1	0	Craig Billington	42	0	1	1	8	-	0	0
Randy McKay	73	11	11	22	206	E	1	2	Jim Dowd	1	0	0	0	0	1	-	0
Scott Pellerin	45	10	11	21	41	1	-	1	David Emma	2	0	0	0	0	E	0	0
Bernie Nicholls	23	5	15	20	40	3	1	0	Jason Miller	2	0	0	0	0	1	-	0
Tom Chorske	50	7	12	19	25	1	0	1	Jon Morris	2	0	0	0	0	1	-	0
Alex Kasatonov	64	3	14	17	57	4	0	0	Myles O'Connor	7	0	0	0	9	4	0	0
Dave Barr	62	6	8	14	61	1	0	1	Chris Terreri	48	0	0	0	6	-	0	0

**GOALTENDERS**

	GP	MIN	GA	EN	SO	AVG	W	L	T	SA	SAV%
Chris Terreri	48	2672	151	2	2	3.39	19	21	3	1324	.886
Craig Billington	42	2389	146	0	2	3.67	21	16	4	1178	.876

**RESULTS**

GM#	Date	Opponent	Score	GF-GA	Record	GM#	Date	Opponent	Score	GF-GA	Record
1	10/6	NY Islanders	4-3	4-3	1-0-0	43	1/14	Los Angeles	7-1	151-141	23-17-3
2	10/9	@Philadelphia	4-6	8-9	1-1-0	44	1/16	NY Islanders	3-5	154-146	23-18-3
3	10/10	NY Rangers	4-2	12-11	2-1-0	45	1/20	@Montreal	2-3	156-149	23-19-3
4	10/12	Washington	4-2	16-13	3-1-0	46	1/22	Montreal	6-2	162-151	24-19-3
5	10/14	@NY Rangers	1-6	17-19	3-2-0	47	1/23	@Boston	5-7	167-158	24-20-3
6	10/17	Philadelphia	2-0	19-19	4-2-0	48	1/26	@NY Islanders	2-8	169-166	24-21-3
7	10/20	Hartford	4-5	23-24	4-3-0	49	1/28	@Minnesota	2-4	171-170	24-22-3
8	10/22	@Chicago	6-5*	29-29	5-3-0	50	1/30	@St. Louis	2-2*	173-172	24-22-4
9	10/24	Pittsburgh	3-4	32-33	5-4-0	51	2/3	Calgary	4-5	177-177	24-23-4
10	10/28	@Hartford	4-3*	36-36	6-4-0	52	2/8	NY Rangers	5-4	182-181	25-23-4
11	10/30	NY Islanders	1-4	37-40	6-5-0	53	2/9	@Detroit	5-8	187-189	25-24-4
12	10/31	@NY Islanders	5-3	42-43	7-5-0	54	2/13	Philadelphia	6-4	193-193	26-24-4
13	11/5	@Los Angeles	2-5	44-48	7-6-0	55	2/14	@Philadelphia	5-2	198-195	27-24-4
14	11/7	@San Jose	6-1	50-49	8-6-0	56	2/17	St. Louis	4-3	202-198	28-24-4
15	11/11	Montreal	3-8	53-57	8-7-0	57	2/19	Buffalo	3-3*	205-201	28-24-5
16	11/13	Washington	3-0	56-57	9-7-0	58	2/21	Quebec	3-6	208-207	28-25-5
17	11/14	@Washington	4-3*	60-60	10-7-0	59	2/23	@Pittsburgh	3-1	211-208	29-25-5
18	11/18	Buffalo#	3-2	63-62	11-7-0	60	2/25	@Philadelphia	2-6	213-214	29-26-5
19	11/20	Pittsburgh	1-4	64-66	11-8-0	61	2/27	Ottawa	5-2	218-216	30-26-5
20	11/21	@Pittsburgh	0-2	64-68	11-9-0	62	2/28	Detroit	6-3	224-219	31-26-5
21	11/25	@Ottawa	1-3	65-71	11-10-0	63	3/3	@Hartford	7-4	231-223	32-26-5
22	11/28	@Quebec	6-3	71-74	12-10-0	64	3/5	Chicago	1-1*	232-224	32-26-6
23	12/1	Toronto	8-3	79-77	13-10-0	65	3/7	Philadelphia	7-3	239-227	33-26-6
24	12/3	@Ottawa	3-3*	82-80	13-10-1	66	3/9	@Vancouver	2-7	241-234	33-27-6
25	12/5	Boston	2-4	84-84	13-11-1	67	3/12	@Edmonton	4-6	245-240	33-28-6
26	12/6	@Buffalo	7-3	91-87	14-11-1	68	3/13	@Calgary	3-4	248-244	33-29-6
27	12/9	Washington	2-6	93-93	14-12-1	69	3/16	@Boston#	1-3	249-247	33-30-6
28	12/11	Pittsburgh	2-1	95-94	15-12-1	70	3/18	Edmonton	5-1	254-248	34-30-6
29	12/12	@Pittsburgh	5-6	100-100	15-13-1	71	3/20	Quebec	1-5	255-253	34-31-6
30	12/15	@Winnipeg	3-4	103-104	15-14-1	72	3/21	@Philadelphia	3-2	258-255	35-31-6
31	12/18	@Tampa Bay	2-0	105-104	16-14-1	73	3/23	Tampa Bay	9-3	267-258	36-31-6
32	12/21	NY Rangers	0-3	105-107	16-15-1	74	3/25	@Pittsburgh	3-4	270-262	36-32-6
33	12/23	@NY Rangers	5-4*	110-111	17-15-1	75	3/27	@Washington	5-2	275-264	37-32-6
34	12/27	Hartford	6-2	116-113	18-15-1	76	3/29	San Jose	5-0	280-264	38-32-6
35	12/29	@Quebec	1-4	117-117	18-16-1	77	3/31	@Buffalo	2-5	282-269	38-33-6
36	1/1	@Washington	2-9	119-126	18-17-1	78	4/3	@Toronto	0-1	282-270	38-34-6
37	1/2	Winnipeg	2-2*	121-128	18-17-2	79	4/4	Pittsburgh	2-5	284-275	38-35-6
38	1/4	@NY Rangers	3-3*	124-131	18-17-3	80	4/7	NY Rangers	5-2	289-277	39-35-6
39	1/6	Minnesota	5-1	129-132	19-17-3	81	4/10	@Washington	5-3	294-280	40-35-6
40	1/8	Ottawa	6-4	135-136	20-17-3	82	4/11	NY Islanders	4-5	298-285	40-36-6
41	1/9	@Boston	6-2	141-138	21-17-3	83	4/14	Pittsburgh	6-6*	304-291	40-36-7
42	1/12	Vancouver	3-2	144-140	22-17-3	84	4/16	@NY Islanders	4-8	308-299	40-37-7

\* Denotes overtime

# Denotes Neutral Site Games:  
11/18 @ Hamilton, Ont.; 3/16 @ Providence, RI.

(47-25-12, 106 pts., 2nd Place, Atlantic Division)

**SCORING**

Player	GP	G	A	PTS	PIM	+/-	PP	GW	Player	GP	G	A	PTS	PIM	+/-	PP	GW	
Scott Stevens	83	18	60	78	112	53	5	4	Randy McKay	78	12	15	27	244	24	0	1	
Stephane Richer	80	36	36	72	16	31	7	9	Mike Peluso	69	4	16	20	238	19	0	1	
John MacLean	80	37	33	70	95	30	8	4	Tommy Albelin	62	2	17	19	36	20	0	0	
Valeri Zelepukin	82	26	31	57	70	36	8	0	Jaroslav Modry	4	2	15	17	18	10	2	0	
Corey Millen	78	20	30	50	52	24	4	3	Jim Dowd	15	5	10	15	0	8	2	0	
Bernie Nicholls	61	19	27	46	86	24	3	1	Viacheslav Fetisov	52	1	14	15	30	14	0	0	
Scott Niedermayer	81	10	36	46	42	34	5	2	David Emma	15	5	5	10	2	E	1	2	
Bill Guerin	81	25	19	44	101	14	2	3	Ken Daneyko	78	1	9	10	176	27	0	1	
Claude Lemieux	79	18	26	44	86	13	5	5	Jason Smith	41	0	5	5	43	7	0	0	
Tom Chorske	76	21	20	41	32	14	1	4	Chris Terreri	44	0	2	2	4	-	0	0	
Bobby Holik	70	13	20	33	72	28	2	3	Ben Hankinson	13	1	0	1	23	E	0	1	
Bob Carpenter	76	10	23	33	51	7	0	1	Scott Pellerin	1	0	0	0	2	E	0	0	
Bruce Driver	66	8	24	32	63	29	3	0	Peter Sidorkiewicz	3	0	0	0	2	-	0	0	
Alexander Semak	54	12	17	29	22	6	2	2	Martin Brodeur	47	0	0	0	0	0	-	0	0

**GOALTENDERS**

	GP	MIN	GA	EN	SO	AVG	W	L	T	SA	SAV%
Martin Brodeur	47	2625	105	0	3	2.40	27	11	8	1238	.915
Chris Terreri	44	2340	106	2	2	2.72	20	11	4	1141	.907
Peter Sidorkiewicz	3	130	6	1	0	2.77	0	3	0	55	.891

**RESULTS**

GM#	Date	Opponent	Score	GF-GA	Record	GM#	Date	Opponent	Score	GF-GA	Record
1	10/6	Tampa Bay	2-1	2-1	1-0-0	43	1/14	@Washington	5-2	154-119	25-14-4
2	10/8	@Washington	6-3	8-4	2-0-0	44	1/15	Los Angeles	4-0	167-124	25-15-4
3	10/9	Washington	6-4	14-8	3-0-0	45	1/19	@Winnipeg	3-5	161-124	26-15-4
4	10/12	Winnipeg	7-4	21-12	4-0-0	46	1/24	@Dallas	6-2	167-126	27-15-4
5	10/16	@NY Islanders	6-3	27-15	5-0-0	47	1/26	@Edmonton	3-3*	170-129	27-15-5
6	10/20	Anaheim	4-0	31-15	6-0-0	48	1/28	@Calgary	2-2*	172-131	27-15-6
7	10/23	Florida	2-1	33-16	7-0-0	49	1/29	@Vancouver	3-6	175-137	27-16-6
8	10/26	Montreal	0-2	33-18	7-1-0	50	2/2	Buffalo	2-3	177-140	27-17-6
9	10/30	Philadelphia	5-3	38-21	8-1-0	51	2/4	Ottawa	5-2	182-142	28-17-6
10	10/31	@NY Rangers#	1-4	39-25	8-2-0	52	2/5	Pittsburgh	7-3	189-145	29-17-6
11	11/3	@Los Angeles	2-3	41-28	8-3-0	53	2/10	Vancouver	7-3	196-148	30-17-6
12	11/5	@Anaheim	6-3	47-31	9-3-0	54	2/12	@Boston	3-5	199-153	30-18-6
13	11/7	@San Jose	2-1	49-32	10-3-0	55	2/13	@Tampa Bay	3-3*	202-156	30-18-7
14	11/10	NY Islanders	5-3	54-35	11-3-0	56	2/17	@Toronto	1-2	203-158	30-19-7
15	11/11	@Philadelphia	5-3	59-38	12-3-0	57	2/19	Tampa Bay	5-4	208-162	31-19-7
16	11/13	San Jose	2-4								



(22-18-8, 52 pts., 2nd Place, Atlantic Division)

**SCORING**

Player	GP	G	A	PTS	PIM	+	-	PP	GW	Player	GP	G	A	PTS	PIM	+	-	PP	GW
Stephane Richer	45	23	16	39	10	8	1	5		Shawn Chambers	21	2	5	7	6	2	1	0	
John MacLean	46	17	12	29	32	13	2	0		Corey Millen	17	2	3	5	8	2	0	0	
Neal Broten	30	8	20	28	20	9	2	3		Jim Dowd	10	1	4	5	0	5	-	1	0
Bill Guerin	48	12	13	25	72	6	4	3		Valeri Zelepukin	4	1	2	3	6	3	0	0	0
Scott Stevens	48	2	20	22	56	4	1	1		Danton Cole	12	1	2	3	8	E	0	0	0
Bobby Holik	48	10	10	20	18	9	0	2		Ken Daneyko	25	1	2	3	54	4	0	0	0
Claude Lemieux	45	6	13	19	86	2	1	1		Chris McAlpine	24	0	3	3	17	4	0	0	0
Scott Niedermayer	48	4	15	19	18	19	4	0		Martin Brodeur	40	0	2	2	2	-	0	0	0
Tom Chorske	42	10	8	18	16	4	0	2		Viacheslav Fetisov	4	0	1	1	0	2	-	0	0
Brian Rolston	40	7	11	18	17	5	2	3		David Emma	6	0	1	1	0	2	-	0	0
Bob Carpenter	41	5	11	16	19	1	0	0		Kevin Dean	17	0	1	1	4	6	0	0	0
Bruce Driver	41	4	12	16	18	1	-	1		Jason Smith	2	0	0	0	0	3	-	0	0
Tommy Albelin	48	5	10	15	20	9	2	0		Ben Hankinson	8	0	0	0	7	6	-	0	0
Sergei Brylin	26	6	8	14	8	12	0	0		Reid Simpson	9	0	0	0	27	1	-	0	0
Randy McKay	33	5	7	12	44	10	0	0		Jaroslav Modry	11	0	0	0	0	1	-	0	0
Mike Peluso	46	2	9	11	167	5	0	1		Chris Terreri	15	0	0	0	0	-	0	0	0
Alexander Semak	19	2	6	8	13	4	-	0	0										

**GOALTENDERS**

	GP	MIN	GA	EN	SO	AVG	W	L	T	SA	SAV%
Martin Brodeur	40	2184	89	1	3	2.45	19	11	6	908	.902
Chris Terreri	15	734	31	0	0	2.53	3	7	2	309	.900

**RESULTS**

GM#	Date	Opponent	Score	GF-GA	Record	GM#	Date	Opponent	Score	GF-GA	Record
1	1/22	@Hartford	2-2*	2-2	0-0-1	25	3/14	Ottawa	4-2	69-68	10-11-4
2	1/25	@Buffalo	1-2	3-4	0-1-1	26	3/16	Hartford	2-2*	71-70	10-11-5
3	1/26	@Boston	0-1*	3-5	0-2-1	27	3/18	Tampa Bay	1-2	72-72	10-12-5
4	1/28	@Montreal	1-5	4-10	0-3-1	28	3/19	Boston	4-3*	76-75	11-12-5
5	1/31	Buffalo	2-1	6-11	1-3-1	29	3/22	@NY Rangers	5-2	81-77	12-12-5
6	2/2	Quebec	5-4	11-15	2-3-1	30	3/24	@Pittsburgh	2-5	83-82	12-13-5
7	2/4	@Quebec	0-2	11-17	2-4-1	31	3/26	@NY Islanders	5-5*	88-87	12-13-6
8	2/5	Pittsburgh	3-3*	14-20	2-4-2	32	3/29	@Detroit	4-2	92-89	13-13-6
9	2/9	NY Rangers	4-1	18-21	3-4-2	33	3/30	@Philadelphia	4-3	96-92	14-13-6
10	2/11	Philadelphia	1-3	19-24	3-5-2	34	4/1	Montreal	4-1	100-93	15-13-6
11	2/12	@Florida	4-2	23-26	4-5-2	35	4/4	Tampa Bay	1-1*	101-94	15-13-7
12	2/15	Washington	4-2	27-28	5-5-2	36	4/5	@Ottawa	2-0	103-94	16-13-7
13	2/17	NY Islanders	2-2*	29-30	5-5-3	37	4/9	NY Rangers	2-0	105-94	17-13-7
14	2/18	@NY Islanders	2-3	31-33	5-6-3	38	4/10	@Montreal	1-2	106-96	17-14-7
15	2/20	@Washington	2-0	33-33	6-6-3	39	4/12	@Washington	2-1	108-97	18-14-7
16	2/23	Boston	2-3	35-36	6-7-3	40	4/14	NY Islanders	6-3	114-100	19-14-7
17	2/25	Washington	3-3*	38-39	6-7-4	41	4/16	Hartford	3-2	117-102	20-14-7
18	2/27	Montreal	6-1	44-40	7-7-4	42	4/18	@Tampa Bay	2-3	119-105	20-15-7
19	3/2	@Boston	2-7	46-47	7-8-4	43	4/20	@Florida	0-1	119-106	20-16-7
20	3/4	Florida	6-1	52-48	8-8-4	44	4/22	Philadelphia	3-4*	122-110	20-17-7
21	3/6	@Quebec	3-6	55-54	8-9-4	45	4/26	Pittsburgh	3-3*	125-113	20-17-8
22	3/8	@NY Rangers	4-6	59-60	8-10-4	46	4/28	Florida	3-1	128-114	21-17-8
23	3/10	@Tampa Bay	3-2	62-62	9-10-4	47	4/30	Quebec	4-2	132-116	22-17-8
24	3/12	@Philadelphia	3-4	65-66	9-11-4	48	5/3	@Buffalo	4-5	136-121	22-18-8

\*Denotes overtime

**1994-95 STANLEY CUP CHAMPIONSHIP NOTES**

- The Devils' .542 regular-season winning percentage was the lowest for a Stanley Cup Champion since Toronto went 32-27-11 (.536) in 1966-67.
- The club started all of its playoff series on the road; no other champion had accomplished that feat since the 16-team playoff format was introduced in 1979-80. The 1966-67 Maple Leafs were the last team to start all of their playoff series on the road. In 1966-67, just four clubs qualified for the playoffs, and there were just two rounds.
- New Jersey went 10-1 on the road in the playoffs. The 10 wins are an NHL record (since tied).
- The Devils became the sixth NHL club to win a championship in their first Stanley Cup Finals appearance, and the first ever to sweep.

(37-33-12, 86 pts., 6th Place, Atlantic Division)

**SCORING**

Player	GP	G	A	PTS	PIM	+	-	PP	GW	Player	GP	G	A	PTS	PIM	+	-	PP	GW
Steve Thomas	81	26	35	61	98	2	-	6	6	Bob Carpenter	52	5	5	10	14	10	-	0	0
Bill Guerin	80	23	30	53	116	7	8	6		Steve Sullivan	16	5	4	9	8	3	2	1	
John MacLean	76	20	28	48	91	3	3	3		Sergei Brylin	50	4	5	9	26	2	-	0	1
Petr Sykora	63	18	24	42	32	7	8	3		Ken Daneyko	80	2	4	6	115	10	-	0	0
Scott Niedermayer	79	8	25	33	46	5	6	0		Reid Simpson	23	1	5	6	79	2	0	0	0
Stephane Richer	73	20	12	32	30	8	-	3	3	Kevin Dean	41	0	6	6	28	4	0	0	0
Bobby Holik	63	13	17	30	58	9	1	1		Denis Pederson	10	3	1	4	0	1	-	1	2
Chris Stevens	82	5	23	28	100	7	2	1		Scott Pellerin	6	2	1	3	0	1	0	0	0
Brian Rolston	58	13	11	24	8	9	3	4		Ricard Persson	12	2	1	3	8	5	1	0	0
Neal Broten	55	7	16	23	14	3	-	1	1	Jason Smith	64	2	1	3	96	5	0	0	0
Shawn Chambers	64	2	21	23	18	1	2	1		Esa Tikkanen	9	0	2	2	4	6	-	0	0
Randy McKay	76	11	10	21	145	7	3	3		Jocelyn Lemieux	18	0	1	1	4	7	-	0	0
Phil Housley	22	1	15	16	8	4	-	0	0	Martin Brodeur	77	0	1	1	6	-	0	0	0
Valeri Zelepukin	61	6	9	15	107	10	-	3	1	Patrik Elias	1	0	0	0	0	1	-	0	0
Dave Andreychuk	15	8	5	13	10	2	2	0	0	Chris Terreri	4	0	0	0	0	-	0	0	0
Jim Dowd	28	4	9	13	17	1	-	0	0	Cale Hulse	8	0	0	0	15	2	-	0	0
Tommy Albelin	53	1	12	13	14	E	0	0	0	Corey Schwab	10	0	0	0	31	-	0	0	0
Mike Peluso	57	3	8	11	146	4	0	0	0										

**GOALTENDERS**

	GP	MIN	GA	EN	SO	AVG	W	L	T	SA	SAV%
Corey Schwab	10	331	12	0	0	2.18	0	3	0	119	.899
Martin Brodeur	77	4433	173	8	6	2.34	34	30	12	1954	.911
Chris Terreri	4	210	9	0	0	2.57	3	0	0	92	.902

**RESULTS**

GM#	Date	Opponent	Score	GF-GA	Record	GM#	Date	Opponent	Score	GF-GA	Record
1	10/7	Florida	4-0	4-0	1-0-0	42	1/11	San Jose	1-2	105-106	18-20-4
2	10/12	Winnipeg	4-1	8-1	2-0-0	43	1/13	@Boston	2-3	107-109	18-21-4
3	10/14	@Montreal	4-1	12-2	3-0-0	44	1/14	Dallas	7-2	114-111	19-21-4
4	10/15	@Buffalo	4-3	16-5	4-0-0	45	1/16	Boston	2-4	116-115	19-22-4
5	10/17	Edmonton	1-3	17-8	4-1-0	46	1/23	Los Angeles	3-1	119-116	20-22-4
6	10/19	Detroit	4-2	21-10	5-1-0	47	1/25	Washington	3-1	122-117	21-22-4
7	10/21	Ottawa	4-1	25-11	6-1-0	48	1/27	@Hartford	4-4*	126-121	21-22-5
8	10/25	Vancouver	2-4	27-15	6-2-0	49	1/30	@Vancouver	3-2*	129-123	22-22-5
9	10/28	Pittsburgh	3-5	30-20	6-3-0	50	2/1	@Calgary	1-1*	130-124	22-22-6
10	10/31	@Edmonton	1-2	31-22	6-4-0	51	2/3	@Ottawa	3-2*	133-126	23-22-6
11	11/2	@San Jose	3-3*	34-25	6-4-1	52	2/7	Pittsburgh	1-1*	134-127	23-22-7
12	11/4	@Los Angeles	4-2	38-27	7-4-1	53	2/10	NY Rangers	3-0	137-127	24-22-7
13	11/5	@Anaheim	1-6	39-33	7-5-1	54	2/11	Anaheim	2-4	139-131	24-23-7
14	11/8	Calgary	1-2	40-35	7-6-1	55	2/16	@Buffalo	2-2*	141-133	24-23-8
15	11/11	Philadelphia	4-2	44-37	8-6-1	56	2/18	Washington	3-0	144-133	25-23-8
16	11/12	@Philadelphia	3-2	47-39	9-6-1	57	2/19	@Philadelphia	1-4	145-137	25-24-8
17	11/14	Hartford	1-0	48-39	10-6-1	58	2/21	Florida	1-4	146-141	25-25-8
18	11/16	@Boston	2-2*	50-41	10-6-2	59	2/23	Montreal	6-5	152-146	26-25-8
19	11/18	Buffalo	4-5	54-46	10-7-2	60	2/24	@Washington	2-1	154-147	27-25-8
20	11/21	@Florida	3-4	57-50	10-8-2	61	3/1	NY Islanders	6-2	160-149	28-25-8
21	11/22	@Tampa Bay	1-3	58-53	10-9-2	62	3/2	@Ottawa	4-1	164-150	29-25-8
22	11/25	@Dallas	0-2	58-55	10-10-2	63	3/4	@NY Rangers	2-2*	166-152	29-25-9
23	11/27	@NY Rangers	1-1*	59-56	10-10-3	64	3/6	@Toronto	2-2*	168-154	29-25-10
24	11/29	Colorado	4-3*	63-59	11-10-3	65	3/9	@Pittsburgh	4-3*	172-157	30-25-10
25	12/1	Tampa Bay	5-1	68-60	12-10-3	66	3/10	@Philadelphia	3-2*	175-159	31-25-10
26	12/2	@NY Islanders	1-4	69-64	12-11-3	67	3/13	Montreal	1-1*	176-160	31-25-11
27	12/6	@Montreal	2-4	71-68	12-12-3	68	3/15	Tampa Bay	5-0	181-160	32-25-11
28	12/7	Toronto	1-2	72-70	12-						

(45-23-14, 104 pts., 1st Place, Atlantic Division)

**SCORING**

Player	GP	G	A	PTS	PIM	+/-	PP	GW	Player	GP	G	A	PTS	PIM	+/-	PP	GW
Bobby Holik	82	23	39	62	54	24	5	6	Dave Ellet	20	2	5	7	6	2	1	1
Dave Andreychuk	82	27	34	61	48	38	4	2	Kevin Dean	28	2	4	6	6	2	0	0
John MacLean	80	29	25	54	49	11	5	6	Patrik Elias	17	2	3	5	2	4	0	0
Bill Guerin	82	29	18	47	95	2	7	9	Sergei Brylin	29	2	2	4	20	13	0	0
Brian Rolston	81	18	27	45	20	6	2	3	Reid Simpson	27	0	4	4	60	E	0	0
Valeri Zelepukin	71	14	24	38	36	10	3	2	Martin Brodeur	67	0	4	4	8	-	0	0
Scott Niedermayer	81	5	30	35	64	4	3	3	Petr Sykora	19	1	2	3	4	8	-	0
Steve Thomas	57	15	19	34	46	9	1	2	Jason Smith	57	1	2	3	38	8	0	0
Denis Pederson	70	12	20	32	62	7	3	2	Peter Zezel	18	0	3	3	4	4	0	0
Randy McKay	77	9	18	27	109	15	0	2	Mike Peluso	20	0	2	2	68	E	0	0
Scott Stevens	79	5	19	24	70	26	0	1	Pascal Rheaume	2	1	0	1	0	1	0	0
Steve Sullivan	33	8	14	22	14	9	2	2	Neal Broten	3	0	1	1	0	1	0	0
Doug Gilmour	20	7	15	22	22	7	2	0	Krzysztof Oliwa	1	0	0	0	5	1	0	0
Shawn Chambers	73	4	17	21	19	17	1	0	Ricard Persson	1	0	0	0	0	E	0	0
Bob Carpenter	62	4	15	19	14	6	0	0	Vadim Sharifjanov	2	0	0	0	0	E	0	0
Lyle Odelein	79	3	13	16	110	16	1	2	Jeff Reese	3	0	0	0	0	-	0	0
Jay Pandolfo	46	6	8	14	6	1	0	1	Mike Dunham	26	0	0	0	2	-	0	0
Ken Daneyko	77	2	7	9	70	24	0	0									

**GOALTENDERS**

	GP	MIN	GA	EN	SO	AVG	W	L	T	SA	SAV%
Martin Brodeur	67	3838	120	5	10	1.88	37	14	13	1633	.927
Mike Dunham	26	1013	43	1	2	2.55	8	7	1	456	.906
Jeff Reese	3	139	13	0	0	5.61	0	2	0	65	.800

**RESULTS**

GM#	Date	Opponent	Score	GF-GA	Record	GM#	Date	Opponent	Score	GF-GA	Record
1	10/5	Detroit	3-1	3-1	1-0-0	42	11/2	@NY Rangers	0-3	109-108	21-16-5
2	10/7	@Philadelphia	1-3	4-4	1-1-0	43	11/4	Boston	4-2	113-110	22-16-5
3	10/12	Dallas	2-4	6-8	1-2-0	44	11/21	@Los Angeles	4-1	117-111	23-16-5
4	10/15	Montreal	3-2	9-10	2-2-0	45	11/22	@Anaheim	1-3	118-114	23-17-5
5	10/18	Ottawa	2-2*	11-12	2-2-1	46	11/24	@San Jose	3-1	121-115	24-17-5
6	10/19	@Hartford	2-6	13-18	2-3-1	47	11/29	Ottawa	1-1*	122-116	24-17-6
7	10/24	San Jose	3-1	16-19	3-3-1	48	1/1	Toronto	3-3*	125-119	24-17-7
8	10/26	@Tampa Bay	4-1	20-20	4-3-1	49	2/1	@Montreal	4-4*	129-123	24-17-8
9	10/29	@Boston	2-5	22-25	4-4-1	50	2/5	NY Islanders	4-1	133-124	25-17-8
10	10/30	NY Rangers	1-6	23-31	4-5-1	51	2/7	Florida	2-2*	135-126	25-17-9
11	11/2	Tampa Bay	2-1	25-32	5-5-1	52	2/8	Philadelphia	4-2	139-128	26-17-9
12	11/6	@Detroit	2-0	27-32	6-5-1	53	2/12	@Hartford	3-2	142-130	27-17-9
13	11/7	@Chicago	4-2	31-34	7-5-1	54	2/13	Hartford	4-0	146-130	28-17-9
14	11/9	NY Islanders	4-0	35-34	8-5-1	55	2/15	@Montreal	4-1	150-131	29-17-9
15	11/12	Washington	3-2*	38-36	9-5-1	56	2/17	@NY Rangers	2-2*	152-133	29-17-10
16	11/14	Vancouver	0-3	38-39	9-6-1	57	2/19	NY Rangers	1-1*	153-134	29-17-11
17	11/16	Tampa Bay	6-3	44-42	10-6-1	58	2/20	@Florida	2-2*	155-136	29-17-12
18	11/19	@Ottawa	2-1	46-43	11-6-1	59	2/22	@Tampa Bay	1-3	156-139	29-18-12
19	11/22	Washington	1-5	47-48	11-7-1	60	2/26	@NY Islanders	5-3	161-142	30-18-12
20	11/23	@Washington	3-4	50-52	11-8-1	61	2/27	Buffalo	4-1	165-143	31-18-12
21	11/27	@Dallas	3-2	53-54	12-8-1	62	3/1	Pittsburgh	6-3	171-146	32-18-12
22	11/28	@Phoenix	3-4*	56-58	12-9-1	63	3/4	@Pittsburgh	3-1	174-147	33-18-12
23	11/30	@Colorado	1-2	57-60	12-10-1	64	3/5	@Philadelphia	3-1	177-148	34-18-12
24	12/3	Florida	2-0	59-60	13-10-1	65	3/8	@NY Islanders	1-5	178-153	34-19-12
25	12/5	Calgary	2-1	61-61	14-10-1	66	3/9	@Buffalo	4-1	182-154	35-19-12
26	12/7	Phoenix	3-4*	64-65	14-11-1	67	3/11	Edmonton	6-1	188-155	36-19-12
27	12/10	@Toronto	5-2	69-67	15-11-1	68	3/13	Hartford	6-0	194-155	37-19-12
28	12/12	@Boston	7-4	76-71	16-11-1	69	3/15	Washington	3-2	197-157	38-19-12
29	12/14	Montreal	3-3*	79-74	16-11-2	70	3/17	Florida	1-4	198-161	38-20-12
30	12/16	@Calgary	5-0	84-74	17-11-2	71	3/19	@Washington	2-2*	200-163	38-20-13
31	12/18	@Vancouver	2-1	86-75	18-11-2	72	3/22	@Pittsburgh	3-2	203-165	39-20-13
32	12/20	@Edmonton	3-2	89-77	19-11-2	73	3/25	Philadelphia	3-4	206-169	39-21-13
33	12/23	Buffalo	0-0*	89-77	19-11-3	74	3/27	NY Rangers	4-0	210-169	40-21-13
34	12/26	@NY Islanders	1-4	90-81	19-12-3	75	3/30	Los Angeles	5-2	215-171	41-21-13
35	12/28	Anaheim	5-3	95-84	20-12-3	76	4/1	@Washington	1-0	216-171	42-21-13
36	12/31	@Buffalo	5-6	100-90	20-13-3	77	4/4	Tampa Bay	3-0	219-171	43-21-13
37	1/2	Pittsburgh	1-6	101-96	20-14-3	78	4/6	@St. Louis	2-0	221-171	44-21-13
38	1/3	@Ottawa	1-0	102-96	21-14-3	79	4/8	@Tampa Bay	2-2*	223-173	44-21-14
39	1/5	St. Louis	3-5	105-101	21-15-3	80	4/9	@Florida	2-4	225-177	44-22-14
40	1/8	Colorado	1-1*	106-102	21-15-4	81	4/11	Boston	2-0	227-177	45-22-14
41	1/10	Chicago	3-3*	109-105	21-15-5	82	4/13	@Philadelphia	4-5	231-182	45-23-14

\*Denotes overtime

(48-23-11, 107 pts., 1st Place, Atlantic Division)

**SCORING**

Player	GP	G	A	PTS	PIM	+/-	PP	GW	Player	GP	G	A	PTS	PIM	+/-	PP	GW
Bobby Holik	82	29	36	65	100	23	8	8	Valeri Zelepukin	35	2	8	10	32	E	0	0
Scott Niedermayer	81	14	43	57	27	5	11	1	Brendan Morrison	11	5	4	9	0	3	0	1
Doug Gilmour	63	13	40	53	68	10	3	5	Kevin Dean	50	1	8	9	12	12	1	0
Randy McKay	74	24	24	48	86	30	8	5	Brad Bombardir	43	1	5	6	8	11	0	0
Dave Andreychuk	75	14	34	48	26	19	4	2	Sergei Brylin	18	2	3	5	0	4	0	0
Patrik Elias	74	18	19	37	28	18	5	6	Krzysztof Oliwa	73	2	3	5	295	3	0	2
Petr Sykora	58	16	20	36	22	E	3	4	Jay Pandolfo	23	1	3	4	4	4	0	0
Jason Arnott	35	5	10	15	21	8	-	3	Peter Zezel	5	0	3	3	0	2	0	0
Brian Rolston	76	16	14	30	16	7	0	1	Scott Daniels	26	0	3	3	102	1	0	0
Denis Pederson	80	15	13	28	97	6	-	7	Martin Brodeur	70	0	3	3	10	-	0	0
Scott Stevens	80	4	22	26	80	19	1	1	Vlastimil Kroupa	2	0	1	1	0	1	0	0
Steve Thomas	55	14	20	24	32	4	3	4	Mike Dunham	15	0	1	1	0	0	0	0
Lyle Odelein	79	4	19	23	171	11	1	0	Ken Daneyko	37	0	1	1	57	3	0	0
Doug Bodger	49	5	5	10	25	1	-	3	Rich Shulmistra	1	0	0	0	0	-	0	0
Bob Carpenter	66	9	9	18	22	4	0	1	Peter Sidorkiewicz	1	0	0	0	0	0	-	0
John MacLean	26	3	8	11	14	6	-	1	Sasha Lakovic	2	0	0	0	5	E	0	0
Bill Guerin	19	5	5	10	13	E	1	2	Reid Simpson	6	0	0	0	16	2	0	0
Sheldon Souray	60	3	7	10	85	18	0	1	Ken Suttton	13	0	0	0	6	1	0	0

**GOALTENDERS**

	GP	MIN	GA	EN	SO	AVG	W	L	T	SA	SAV%
Martin Brodeur	70	4128	130	4	10	1.89	43	17	8	1569	.917
Rich Shulmistra	1	62	2	0	0	1.94	0	1	0	30	.933
Mike Dunham	15	773	29	0	1	2.25	5	5	3	332	.913
Peter Sidorkiewicz	1	20	1	0	0	3.00	0	0	0	8	.875

**RESULTS**

GM#	Date	Opponent	Score	GF-GA	Record	GM#	Date	Opponent	Score	GF-GA	Record
1	10/3	@Tampa Bay	4-3	4-3	1-0-0	42	1/7	Pittsburgh	3-1	127-87	27-13-2
2	10/4	@Washington	1-4	5-7	1-1-0	43	1/9	Tampa Bay	4-1	131-88	28-13-2
3	10/8	Philadelphia	4-1	9-8	2-1-0	44	1/10	@Pittsburgh	1-4	132-92	28-14-2
4	10/10	@Carolina	1-2	10-10	2-2-0	45	1/12	@Boston	1-1*	133-93	28-14-2
5	10/11	Buffalo	3-2	13-12	3-2-0	46	1/14	NY Rangers	4-1	137-94	29-14-3
6	10/17	@Ottawa	2-4	15-16	3-3-0	47	1/20	Detroit	3-1	140-95	30-14-3
7	10/18	Tampa Bay	5-0	20-16	4-3-0	48	1/22	Pittsburgh	2-3	142-98	30-15-3
8	10/23	Montreal	2-1*	22-17	5-3-0	49	1/24	@NY Rangers	3-3*	145-101	30-15-4
9	10/25	San Jose	3-4	25-21	5-4-0	50	1/25	@Montreal	3-1	148-102	31-15-4
10	10/27	@Philadelphia	5-0	30-21	6-4-0	51	1/28	@Edmonton	1-1*	149-103	31-15-5
11	10/30	Vancouver	8-1	38-22	7-4-0	52	1/30	@Vancouver	1-3	150-106	31-16-5
12	11/1	Washington	3-1	41-23	8-4-0	53	1/31	@Calgary	2-2*		

(47-24-11, 105 pts., 1st Place, Atlantic Division)

SCORING

Player	GP	G	A	PTS	PIM	+/-	PP	GW	Player	GP	G	A	PTS	PIM	+/-	PP	GW
Petr Sykora	80	29	43	72	22	16	15	7	Krzysztof Oliwa	64	5	7	12	240	4	0	1
Bobby Holik	78	27	37	64	119	16	5	8	Kevin Dean	82	1	10	11	22	4	1	0
Brian Rolston	82	24	33	57	14	11	5	3	Ken Daneyko	82	2	9	11	63	27	0	0
Jason Arnott	74	27	27	54	79	10	8	3	Bob Carpenter	56	2	8	10	36	3-	0	0
Patrik Elias	74	17	33	50	34	19	3	2	Brad Bombardir	56	1	7	8	16	4	0	0
Scott Niedermayer	72	11	35	46	26	16	1	3	Sheldon Souray	70	1	7	8	110	5	0	0
Brendan Morrison	76	13	33	46	18	4	5	2	Sergei Nemchinov	10	4	0	4	6	4	1	1
Randy McKay	70	17	20	37	143	10	3	5	Martin Brodeur	70	0	4	4	4	-	0	0
Lyle Odelein	70	5	26	31	114	6	1	0	Sasha Lakovic	16	0	3	3	59	E	0	0
Dave Andreychuk	52	15	13	28	20	1	4	3	John Madden	4	0	1	1	0	2-	0	0
Vadim Sharifijanov	53	11	16	27	28	11	1	2	Ken Sutton	5	1	0	1	0	1	0	0
Jay Pandolfo	70	14	13	27	10	3	1	4	Chris Terreri	12	0	1	1	0	-	0	0
Scott Stevens	75	5	22	27	64	29	0	1	Scott Daniels	1	0	0	0	0	E	0	0
Denis Pederson	76	11	12	23	66	10-	3	1	Bryan Muir	1	0	0	0	0	E	0	0
Sergei Brylin	47	5	10	15	28	8	3	1									

GOALTENDERS

	GP	MIN	GA	EN	SO	AVG	W	L	T	SA	SAV%
Martin Brodeur	70	4239	162	4	4	2.29	39	21	10	1728	.906
Chris Terreri	12	30	726	1	0	2.48	8	3	1	294	.898

RESULTS

GM#	Date	Opponent	Score	GF-GA	Record	GM#	Date	Opponent	Score	GF-GA	Record
1	10/10	@Chicago	1-2	1-2	0-1-0	42	1/18	@San Jose	1-3	122-111	23-14-5
2	10/14	Pittsburgh	1-3	2-5	0-2-0	43	1/20	@Anaheim	4-3	126-114	24-14-5
3	10/16	@NY Rangers	2-1	4-6	1-2-0	44	1/21	@Los Angeles	3-2	129-116	25-14-5
4	10/17	Edmonton	2-4	6-10	1-3-0	45	1/26	Ottawa	4-1	133-117	26-14-5
5	10/22	@Philadelphia	3-2	9-12	2-3-0	46	1/28	@Boston	2-0	135-117	27-14-5
6	10/24	Boston	3-1	12-13	3-3-0	47	1/30	Nashville	2-3*	137-120	27-15-5
7	10/28	Los Angeles	0-4	12-17	3-4-0	48	2/1	Detroit	2-2*	139-122	27-15-6
8	10/29	@NY Islanders	2-1	14-18	4-4-0	49	2/3	@Carolina	4-1	143-123	28-15-6
9	10/31	Florida	3-1	17-19	5-4-0	50	2/4	@St Louis	2-0	145-123	29-15-6
10	11/3	NY Rangers	3-1	20-20	6-4-0	51	2/6	Toronto	2-3	147-126	29-16-6
11	11/7	@Florida	4-3	24-23	7-4-0	52	2/9	Vancouver	3-4	150-130	29-17-6
12	11/8	@Tampa Bay	1-3	25-26	7-5-0	53	2/12	Washington	2-3	152-133	29-18-6
13	11/11	Montreal	3-0	28-26	8-5-0	54	2/13	Carolina	6-4	158-137	30-18-6
14	11/13	Pittsburgh	4-3	32-29	9-5-0	55	2/15	Toronto	3-3*	161-140	30-18-7
15	11/14	@Philadelphia	1-6	33-35	9-6-0	56	2/17	Tampa Bay	7-1	168-141	31-18-7
16	11/19	Carolina	3-2*	36-37	10-6-0	57	2/19	@Detroit	1-3	169-144	31-19-7
17	11/21	Florida	3-3*	39-40	10-6-1	58	2/20	NY Islanders	2-3	171-147	31-20-7
18	11/22	@Carolina	5-2	44-42	11-6-1	59	2/22	@Tampa Bay	3-2	174-149	32-20-7
19	11/25	@Dallas	5-2	49-44	12-6-1	60	2/25	@Boston	3-3*	177-152	32-20-8
20	11/26	@Phoenix	2-3	51-47	12-7-1	61	2/28	Phoenix	4-1	181-153	33-20-8
21	11/28	@Colorado	3-2	54-49	13-7-1	62	3/3	@Toronto	5-2	186-155	34-20-8
22	12/1	@Washington	4-0	58-49	14-7-1	63	3/5	Boston	1-4	187-159	34-21-8
23	12/4	Montreal	1-1*	59-50	14-7-2	64	3/7	@NY Islanders	4-2	191-161	35-21-8
24	12/5	@NY Islanders	7-5	66-55	15-7-2	65	3/9	@Pittsburgh	3-2	194-163	36-21-8
25	12/8	Philadelphia	5-5*	71-60	15-7-3	66	3/15	@Vancouver	2-1	196-164	37-21-8
26	12/10	@Philadelphia	5-4*	76-64	16-7-3	67	3/17	@Edmonton	4-1	200-165	38-21-8
27	12/12	Colorado	5-3	81-67	17-7-3	68	3/20	@Toronto	1-3	201-168	38-22-8
28	12/16	NY Rangers	6-3	87-70	18-7-3	69	3/23	Buffalo	1-1*	202-169	38-22-9
29	12/18	Calgary	2-5	89-75	18-8-3	70	3/25	Pittsburgh	5-3	207-172	39-22-9
30	12/19	@Montreal	1-1*	90-76	18-8-4	71	3/27	Chicago	4-4*	211-176	39-22-10
31	12/23	St Louis	4-2	94-78	19-8-4	72	3/28	@Florida	2-2*	213-178	39-22-11
32	12/26	Buffalo	0-2	94-80	19-9-4	73	3/31	Anaheim	7-1	220-179	40-22-11
33	12/28	@Buffalo	7-4	101-84	20-9-4	74	4/3	@Pittsburgh	4-2	224-181	41-22-11
34	12/30	@Washington	3-2	104-86	21-9-4	75	4/4	NY Rangers	4-1	228-182	42-22-11
35	1/2	@Ottawa	0-6	104-92	21-10-4	76	4/6	@Carolina	2-4	230-186	42-23-11
36	1/5	San Jose	3-3*	107-95	21-10-5	77	4/8	Washington	1-0	231-186	43-23-11
37	1/6	@NY Rangers	5-2	112-97	22-10-5	78	4/10	@Montreal	6-2	237-188	44-23-11
38	1/9	Washington	2-3	114-100	22-11-5	79	4/12	NY Islanders	2-4	239-192	44-24-11
39	1/11	Ottawa	2-4	116-104	22-12-5	80	4/14	@Buffalo	2-1	241-193	45-24-11
40	1/14	@Ottawa	3-3	118-107	22-13-5	81	4/16	Philadelphia	3-2*	244-195	46-24-11
41	1/15	Tampa Bay	3-1	121-108	23-13-5	82	4/17	@Nashville	4-1	248-196	47-24-11

\*Denotes overtime

(45-24-8-5, 103 pts., 2nd Place, Atlantic Division)

SCORING

Player	GP	G	A	PTS	PIM	+/-	PP	GW	Player	GP	G	A	PTS	PIM	+/-	PP	GW
Patrik Elias	72	35	37	72	58	16	9	9	Sheldon Souray	52	0	8	8	70	6-	0	0
Scott Gomez	82	19	51	70	74	14	7	1	Vadim Sharifijanov	20	3	4	7	8	6-	0	0
Petr Sykora	79	25	43	68	26	24	5	4	Alexander Mogilny	12	3	6	4	4	4-	2	0
Jason Arnott	76	22	34	56	51	22	7	4	Denis Pederson	35	3	6	6	16	7-	0	0
Bobby Holik	79	23	23	46	106	7	7	4	Ken Daneyko	78	0	6	6	98	13	0	0
Randy McKay	67	16	23	39	80	8	3	4	Martin Brodeur	72	1	4	5	16	-	0	1
Claude Lemieux	70	17	21	38	86	3-	7	3	Vladimir Malakhov	17	1	4	5	19	1	1	1
Scott Niedermayer	71	7	31	38	48	19	1	0	Brian Rolston	11	3	1	4	0	2-	1	2
Brian Rafalski	75	5	27	32	28	21	1	1	Brad Bombardir	32	3	1	4	6	6-	0	0
Scott Stevens	78	8	21	29	103	30	0	1	Colin White	21	2	1	3	40	3	0	1
Brendan Morrison	44	5	21	26	8	8	2	1	Ken Sutton	6	0	2	2	2	2	0	0
Sergei Nemchinov	53	10	16	26	18	1	0	1	Deron Quint	4	1	0	1	2	2-	0	0
John Madden	74	16	9	25	6	7	0	3	Steve Kelly	1	0	0	0	0	E	0	0
Sergei Brylin	64	9	11	20	20	E	1	1	Willie Mitchell	2	0	0	0	0	1	0	0
Krzysztof Oliwa	69	6	10	16	184	2-	1	2	Eric Bertrand	4	0	0	0	0	1-	0	0
Lyle Odelein	57	1	15	16	104	10-	0	1	Chris Terreri	12	0	0	0	2	-	0	0
Jay Pandolfo	71	7	8	15	4	E	0	0									

GOALTENDERS

	GP	MIN	GA	EN	SO	AVG	W	L	T	SA	SAV%
Martin Brodeur	72	4312	161	3	6	2.24	43	20	8	1797	.910
Chris Terreri	12	649	37	2	0	3.42	2	9	0	299	.876

RESULTS

GM#	Date	Opponent	Score	GF-GA	Record	GM#	Date	Opponent	Score	GF-GA	Record
1	10/2	@Atlanta	4-1	4-1	1-0-0	42	1/8	Phoenix	4-3	129-103	25-12-5
2	10/7	Pittsburgh	5-7	9-8	1-1-0	43	1/11	@Tampa Bay	6-5	135-108	26-12-5
3	10/9	Tampa Bay	1-0	10-8	2-1-0	44	1/14	Washington	2-3*	137-111	26-13-5
4	10/11	@Ottawa	2-2*	12-10	2-1-1	45	1/15	@Philadelphia	4-1	141-112	27-13-5
5	10/13	Anaheim	3-2	15-12	3-1-1	46	1/17	Carolina	5-2	146-114	28-13-5
6	10/16	NY Islanders	4-1	19-13	4-1-1	47	1/19	Chicago	4-1	150-115	29-13-5
7	10/22	@Dallas	1-2*	20-15	4-2-1	48	1/21	NY Islanders	4-0		



(48-19-12-3, 111pts., 1st Place, Atlantic Division)

SCORING

Player	GP	G	A	PTS	PIM	+/-	PP	GW	Player	GP	G	A	PTS	PIM	+/-	PP	GW
Patrik Elias	82	40	56	96	51	45	8	6	Pierre Dagenais	9	3	2	5	6	1	1	1
Alexander Mogilny	75	43	40	83	43	10	12	7	Mike Commodore	20	1	4	5	14	5	0	0
Petr Sykora	73	35	46	81	32	36	9	3	Bob Corkum	17	3	1	4	4	4	0	0
Scott Gomez	76	14	49	63	46	-1	2	4	Steve Kelly	24	2	2	4	21	E	0	0
Jason Arnett	54	21	34	55	75	23	8	3	Jim McKenzie	53	2	2	4	119	E	0	0
Sergei Brylin	75	23	29	52	24	25	3	0	Ken Daneyko	77	0	4	4	87	8	0	0
Brian Rafalski	78	9	43	52	26	36	6	1	Willie Mitchell	16	0	2	2	29	E	0	0
Bobby Holik	80	15	35	50	97	19	3	3	Jiri Bicek	5	1	0	1	4	E	0	0
Randy McKay	77	23	20	43	50	3	12	5	Ed Ward	4	0	1	1	6	2	0	0
John Madden	80	23	15	38	12	24	0	4	Sean O'Donnell	17	0	1	1	33	2	0	0
Scott Niedermayer	57	6	29	35	22	14	1	5	Martin Brodeur	72	0	1	1	14	-	0	0
Scott Stevens	81	9	22	31	71	40	3	2	Stanislav Gron	1	0	0	0	0	1	0	0
Sergei Nemchinov	65	8	22	30	16	11	1	2	Mike Jefferson	2	0	0	0	6	E	0	0
Turner Stevenson	69	8	18	26	97	11	2	1	John Vanbiesbrouck	4	0	0	0	0	-	0	0
Colin White	82	1	19	20	155	32	0	1	Chris Terreri	10	0	0	0	0	-	0	0
Jay Pandolfo	63	4	12	16	16	3	0	0	Sascha Goc	11	0	0	0	4	7	0	0
Ken Sutton	53	1	7	8	37	9	0	0									

GOALTENDERS

	GP	MIN	GA	EN	SO	AVG	W	L	T	SA	SAV%
John Vanbiesbrouck	4	240	6	0	1	1.50	4	0	0	93	.935
Martin Brodeur	72	4297	166	2	9	2.32	42	17	11	1762	.906
Chris Terreri	10	453	21	0	0	2.78	2	5	1	167	.874

RESULTS

GM#	Date	Opponent	Score	GF-GA	Record	GM#	Date	Opponent	Score	GF-GA	Record
1	10/6	Montreal	8-4	8-4	1-0-0	42	1/13	Toronto	4-4*	144-101	22-11-9
2	10/13	@Ottawa	1-3	9-7	1-1-0	43	1/16	Boston	4-5	148-106	22-12-9
3	10/14	Anaheim	4-2	13-9	2-1-0	44	1/18	@Philadelphia	7-1	155-107	23-12-9
4	10/17	@Atlanta	3-3*	16-12	2-1-1	45	1/20	Atlanta	3-2	158-109	24-12-9
5	10/19	@Washington	2-5	18-17	2-2-1	46	1/21	@Minnesota	4-2	162-111	25-12-9
6	10/21	Tampa Bay	7-2	25-19	3-2-1	47	1/24	@Dallas	4-1	166-112	26-12-9
7	10/25	@Florida	2-1	27-20	4-2-1	48	1/25	@St.Louis	3-4*	169-116	26-13-9
8	10/27	@Carolina	3-3*	30-23	4-2-2	49	1/27	@Boston	3-4*	172-120	26-14-9
9	10/28	@Pittsburgh	9-0	39-23	5-2-2	50	1/30	Detroit	3-1	175-121	27-14-9
10	10/30	Florida	6-5*	45-28	6-2-2	51	1/31	@NY Islanders	2-3	177-124	27-15-9
11	11/1	Philadelphia	1-1*	46-29	6-2-3	52	2/6	@Montreal	4-0	181-124	28-15-9
12	11/2	@Toronto	3-5	49-34	6-3-3	53	2/8	@Ottawa	4-4*	185-128	28-15-10
13	11/4	Los Angeles	1-2	50-36	6-4-3	54	2/10	@Pittsburgh	4-5*	189-133	28-16-10
14	11/8	Nashville	3-4	53-40	6-5-3	55	2/11	@NY Rangers	1-1*	190-134	28-16-11
15	11/10	Pittsburgh	2-4	55-44	6-6-3	56	2/14	Ottawa	2-3	192-137	28-17-11
16	11/11	Buffalo	0-4	55-48	6-7-3	57	2/16	Pittsburgh	4-4*	196-141	28-17-12
17	11/14	San Jose	2-3	57-51	6-8-3	58	2/17	@Buffalo	1-5	197-146	28-18-12
18	11/16	@Boston	3-2*	60-53	7-8-3	59	2/19	@Toronto	2-0	199-146	29-18-12
19	11/18	Carolina	3-2*	63-55	8-8-3	60	2/22	Buffalo	0-1	199-147	29-19-12
20	11/22	@Anaheim	5-2	68-57	9-8-3	61	2/23	@Carolina	2-3	201-150	29-20-12
21	11/23	@Los Angeles	6-1	74-58	10-8-3	62	2/26	Florida	5-3	206-153	30-20-12
22	11/25	@San Jose	3-2	77-60	11-8-3	63	2/27	@NY Islanders	4-1	210-154	31-20-12
23	11/29	NY Rangers	5-2	82-62	12-8-3	64	3/2	Carolina	7-3	217-157	32-20-12
24	12/1	NY Islanders	0-0*	82-62	12-8-3	65	3/4	Tampa Bay	6-0	223-157	33-20-12
25	12/3	@NY Islanders	1-1*	83-63	12-8-5	66	3/6	Ottawa	3-2*	226-159	34-20-12
26	12/5	Colorado	6-1	89-64	13-8-5	67	3/8	Minnesota	6-2	232-161	35-20-12
27	12/7	@Buffalo	2-5	91-69	13-9-5	68	3/10	@Philadelphia	3-2	235-163	36-20-12
28	12/9	Washington	2-3	93-72	13-10-5	69	3/13	@Colorado	6-3	241-166	37-20-12
29	12/11	Atlanta	4-0	97-72	14-10-5	70	3/14	@Phoenix	3-2	244-168	38-20-12
30	12/15	Montreal	2-1	99-73	15-10-5	71	3/17	@Edmonton	6-5*	250-173	39-20-12
31	12/16	@Philadelphia	3-6	102-79	15-11-5	72	3/19	@Calgary	4-2	254-175	40-20-12
32	12/20	Dallas	4-1	106-80	16-11-5	73	3/21	NY Rangers	4-0	258-175	41-20-12
33	12/22	@Florida	2-0	108-80	17-11-5	74	3/23	Vancouver	4-0	262-175	42-20-12
34	12/23	@Tampa Bay	5-1	113-81	18-11-5	75	3/25	Pittsburgh	2-4	264-179	42-21-12
35	12/27	Columbus	2-2*	115-83	18-11-6	76	3/27	@Tampa Bay	7-1	271-180	43-21-12
36	12/29	Washington	4-2	119-85	19-11-6	77	3/28	@Atlanta	4-2	275-182	44-21-12
37	12/31	@Columbus	6-3	125-88	20-11-6	78	3/31	NY Rangers	3-4	278-186	44-22-12
38	1/2	Philadelphia	1-1*	126-89	20-11-7	79	4/2	Chicago	4-3	282-189	45-22-12
39	1/4	NY Islanders	4-2	130-91	21-11-7	80	4/3	@Washington	6-4	288-193	46-22-12
40	1/6	@NY Rangers	5-5*	135-96	21-11-8	81	4/6	Boston	5-2	293-195	47-22-12
41	1/10	Phoenix	5-1	140-97	22-11-8	82	4/7	@Montreal	2-0	295-195	48-22-12

\* Denotes overtime

(41-28-9-4, 95pts., 3rd Place, Atlantic Division)

SCORING

Player	GP	G	A	PTS	PIM	+/-	PP	GW	Player	GP	G	A	PTS	PIM	+/-	PP	GW
Patrik Elias	75	29	32	61	36	4	8	8	Jamie Langenbrunner	14	3	3	6	23	2	0	2
Bobby Holik	81	25	29	54	97	7	6	3	Pierre Dagenais	16	3	6	6	4	5	-1	1
Petr Sykora	73	21	27	48	44	12	4	4	Ken Daneyko	67	0	6	6	60	2	0	0
Scott Gomez	76	10	38	48	36	-4	1	1	Colin White	73	2	3	5	133	6	0	0
Brian Rafalski	76	7	40	47	18	15	2	4	Tommy Albelin	42	1	3	4	4	E	0	1
Sergei Brylin	76	16	28	44	10	21	5	3	Martin Brodeur	73	0	4	4	8	-	0	0
Jason Arnett	63	22	19	41	59	3	8	1	Rufe Gardiner	7	2	1	3	2	1	-1	0
Scott Niedermayer	76	11	22	33	30	12	2	6	Stephane Richer	10	1	2	3	0	1	-0	0
John Madden	82	15	8	23	25	6	0	2	Andrei Zyuzin	38	1	2	3	25	1	1	0
Scott Stevens	82	1	16	17	44	15	0	1	Turner Stevenson	21	0	2	2	25	3	-0	0
Jay Pandolfo	65	4	10	14	15	12	0	0	Josef Boumedienne	1	1	0	1	2	1	-0	0
Randy McKay	55	6	7	13	65	2	3	1	Joel Bouchard	1	0	1	1	0	1	0	0
Valeri Kamensky	30	4	8	12	18	-2	0	0	Mike Commodore	37	0	1	1	30	12	-0	0
Brian Gionta	33	4	7	11	8	10	0	0	Jiri Bicek	1	0	0	0	0	1	-0	0
Joe Nieuwendyk	14	2	9	11	4	2	0	1	Scott Clemmensen	2	0	0	0	0	-	0	0
Sergei Nemchinov	68	5	5	10	10	9	-0	1	Sascha Goc	2	0	0	0	0	2	-0	0
Andreas Salomonsson	39	4	5	9	22	12	-1	1	John Vanbiesbrouck	5	0	0	0	4	-	0	0
Christian Berglund	15	2	7	9	8	3	-0	0	J.F. Dampousse	6	0	0	0	0	0	-	0
Jim McKenzie	67	3	5	8	123	E	1	0									

GOALTENDERS

	GP	MIN	GA	EN	SO	AVG	W	L	T	SA	SAV%
John Vanbiesbrouck	5	300	10	2	0	2.00	2	3	0	117	.915
Martin Brodeur	73	4347	156	5	4	2.15	38	26	9	1655	.906
J.F. Dampousse	6	294	12	1	0	2.45	1	3	0	115	.896
Scott Clemmensen	2	20	1	0	0	3.00	0	0	0	5	.800

RESULTS

GM#	Date	Opponent	Score	GF-GA	Record	GM#	Date	Opponent	Score	GF-GA	Record
1	10/6	@Washington	1-6	1-6	0-1-0	42	1/9	Calgary	5-1	101-100	19-18-5
2	10/11	NY Islanders	4-6	5-12	0-2-0	43	1/10	@Philadelphia	2-3	103-103	19-19-5
3	10/13	@Montreal	1-3	6-15	0-3-0	44	1/12	@Buffalo	1-2	104-105	19-20-5
4	10/17	@NY Rangers	3-4*	9-19	0-4-0	45	1/15	Tampa Bay	4-5*	108-110	19-21-5
5	10/18	San Jose	6-1	15-20	1-4-0	46	1/17	NY Rangers	6-4	114-114	20-21-5
6	10/20	Ottawa	3-2	18-22	2-4-0	47	1/19	Carolina	3-3*	117-117	20-21-6
7	10/23	@Ottawa	2-1	20-23	3-4-0	48	1/21	@Tampa Bay	2-3	119-120	20-22-6
8	10/27	Buffalo	3-1	23-24	4-4-0	49	1/23	@Florida	3-1	122-121	21-22-6
9	10/30	@Boston	4-3*	27-27	5-4-0	50	1/24	@Atlanta	2-4	124-125	21-23-6
10	11/1	Phoenix	5-2	32-29	6-4-0	51	1/26	@Minnesota	2-2*	126-127	21-23-7
11	11/3	Boston	1-2	33-31	6-5-0	52	1/29	@NY Islanders	3-1	129-128	22-23-7
12	11/7	Atlanta	3-2	36-33	7-5-0	53	1/30	Chicago	3-1	132-129	23-23-7</

(46-20-10-6, 108 pts., 1st Place, Atlantic Division)

SCORING

Player	GP	G	A	PTS	PIM	+/-	PP	GW	Player	GP	G	A	PTS	PIM	+/-	PP	GW
Patrik Elias	81	28	29	57	22	17	6	4	Jiri Bicek	44	5	6	11	25	7	1	1
Jamie Langenbrunner	78	22	33	55	65	17	5	5	Christian Berglund	38	4	5	9	20	3	0	0
Scott Gomez	80	13	42	55	48	17	2	4	Ken Daneyko	69	2	7	9	33	6	0	0
Jeff Friesen	81	23	28	51	26	23	3	4	Mike Rupp	26	5	3	8	21	E	2	3
Joe Nieuwendyk	80	17	28	45	56	10	3	4	Tommy Albelin	37	1	6	7	6	10	0	0
John Madden	80	19	22	41	26	13	2	3	Pascal Rheaume	21	4	1	5	8	3	0	1
Brian Rafalski	79	3	37	40	14	18	2	0	Grant Marshall	10	1	3	4	7	3	-	0
Scott Niedermayer	81	11	28	39	62	23	3	3	Steve Guolla	12	2	0	2	2	1	0	0
Brian Gionta	58	12	13	25	23	5	2	3	Mike Danton	17	2	0	2	35	E	0	0
Turner Stevenson	77	7	13	20	115	7	0	0	Richard Smehlik	12	0	2	2	0	1	-	0
Scott Stevens	81	4	16	20	41	18	0	2	Andrei Zyuzin	1	0	1	1	2	1	-	0
Sergei Brylin	52	11	8	19	16	2	-	3	Craig Darby	3	0	1	1	0	1	-	0
Jay Pandolfo	68	6	11	17	23	12	0	4	Raymond Giroux	11	0	1	1	6	2	-	0
Oleg Tverdovsky	50	5	8	13	22	2	2	1	Corey Schwab	11	0	0	0	0	-	0	0
Colin White	72	5	8	13	98	19	0	1	Martin Brodeur	73	0	0	0	10	-	0	0
Jim McKenzie	76	4	8	12	88	3	0	2									

GOALTENDERS

	GP	MIN	GA	EN	SO	AVG	W	L	T	SA	SAV%
Corey Schwab	11	614	15	0	1	1.47	5	3	1	223	.933
Martin Brodeur	73	4374	147	4	9	2.02	41	23	9	1706	.914

RESULTS

GM#	Date	Opponent	Score	GF-GA	Record	GM#	Date	Opponent	Score	GF-GA	Record
1	10/10	@Ottawa	2-1	2-1	1-0-0	42	1/13	Florida	6-2	103-85	24-15-3
2	10/12	Columbus	3-2	5-3	2-0-0	43	1/15	NY Islanders	5-0	108-85	25-15-3
3	10/18	Nashville	3-2*	8-5	3-0-0	44	1/17	@Carolina	2-1	110-86	26-15-3
4	10/19	@Carolina	1-3	9-8	3-1-0	45	1/18	Carolina	5-2	115-88	27-15-3
5	10/23	@Atlanta	2-1	11-9	4-1-0	46	1/22	@San Jose	5-4*	120-92	28-15-3
6	10/25	@Buffalo	2-1	13-10	5-1-0	47	1/24	@Anaheim	3-1	123-93	29-15-3
7	10/26	Tampa Bay	5-1	18-11	6-1-0	48	1/25	@Los Angeles	1-2*	124-95	29-16-3
8	10/29	Carolina	1-2	19-13	6-2-0	49	1/28	Detroit	1-0	125-95	30-16-3
9	11/2	Chicago	5-1	24-14	7-2-0	50	1/30	Philadelphia	5-1	130-96	31-16-3
10	11/5	Calgary	2-3	26-17	7-3-0	51	2/4	Buffalo	4-1	134-97	32-16-3
11	11/7	@Philadelphia	1-0	27-17	8-3-0	52	2/5	@Washington	4-1	138-98	33-16-3
12	11/9	Edmonton	3-6	30-23	8-4-0	53	2/7	Atlanta	2-4	140-102	33-17-3
13	11/12	Anaheim	3-2*	33-25	9-4-0	54	2/9	Minnesota	3-2	143-104	34-17-3
14	11/15	Montreal	5-1	38-26	10-4-0	55	2/11	@Colorado	1-3	144-107	34-18-3
15	11/16	@Montreal	1-3	39-29	10-5-0	56	2/12	@Phoenix	3-0	147-107	35-18-3
16	11/19	Buffalo	4-3*	43-32	11-5-0	57	2/15	Pittsburgh	1-4	148-111	35-19-3
17	11/21	NY Rangers	4-4*	47-36	11-5-1	58	2/18	@Philadelphia	2-2*	150-113	35-19-4
18	11/23	Tampa Bay	1-3	48-39	11-6-1	59	2/19	Ottawa	3-5	153-118	35-20-4
19	11/27	@Detroit	2-3*	50-42	11-7-1	60	2/21	Boston	3-2	156-120	36-20-4
20	11/29	@Nashville	2-1	52-43	12-7-1	61	2/23	@Pittsburgh	4-3	160-123	37-20-4
21	11/30	@St. Louis	5-4*	57-47	13-7-1	62	2/25	NY Rangers	3-3*	163-126	37-20-5
22	12/2	@Philadelphia	1-0*	58-47	14-7-1	63	2/27	@NY Islanders	3-3*	166-129	37-20-6
23	12/4	Vancouver	2-3*	60-50	14-8-1	64	3/1	Washington	2-1*	168-130	38-20-6
24	12/6	Pittsburgh	3-1	63-51	15-8-1	65	3/4	@Minnesota	2-3	170-133	38-21-6
25	12/7	@Toronto	0-1	63-52	15-9-1	66	3/5	@Calgary	4-5*	174-138	38-22-6
26	12/10	St. Louis	2-0	65-52	16-9-1	67	3/8	@NY Islanders	4-2	178-140	39-22-6
27	12/12	@Columbus	2-4	67-56	16-10-1	68	3/11	Atlanta	2-3	180-143	39-23-6
28	12/14	@Ottawa	3-4*	70-60	16-11-1	69	3/13	@Boston	3-4	183-147	39-24-6
29	12/18	Ottawa	0-3	70-63	16-12-1	70	3/15	NY Rangers	3-1	186-148	40-24-6
30	12/19	@Pittsburgh	3-1	73-64	17-12-1	71	3/17	Philadelphia	2-4	188-152	40-25-6
31	12/21	Dallas	5-3	78-67	18-12-1	72	3/18	@Montreal	1-0	189-152	41-25-6
32	12/23	@NY Rangers	2-2*	80-69	18-12-2	73	3/21	Pittsburgh	3-1	192-153	42-25-6
33	12/27	@Washington	2-3	82-72	18-13-2	74	3/22	@NY Islanders	4-2	196-155	43-25-6
34	12/28	Washington	2-1*	84-73	19-13-2	75	3/24	@Florida	4-1	200-156	44-25-6
35	12/30	@Boston	1-0	85-73	20-13-2	76	3/27	@Tampa Bay	2-2*	202-158	44-25-7
36	1/1	Florida	1-2	86-75	20-14-2	77	3/28	@Atlanta	1-1*	203-159	44-25-8
37	1/3	Toronto	2-0	88-75	21-14-2	78	3/30	NY Islanders	6-0	209-159	45-25-8
38	1/4	@Toronto	1-2	89-77	21-15-2	79	4/1	Toronto	2-3*	211-162	45-26-8
39	1/7	Montreal	3-2	92-79	22-15-2	80	4/3	Boston	1-1*	212-163	45-26-9
40	1/10	@Florida	2-1	94-80	23-15-2	81	4/4	@NY Rangers	2-1	214-164	46-26-9
41	1/11	@Tampa Bay	3-3*	97-83	23-15-3	82	4/6	@Buffalo	2-2*	216-166	46-26-10

\* Denotes overtime

(43-25-12-2, 100 pts., 2nd Place, Atlantic Division)

SCORING

Player	GP	G	A	PTS	PIM	+/-	PP	GW	Player	GP	G	A	PTS	PIM	+/-	PP	GW
Patrik Elias	82	38	43	81	44	26	9	9	Igor Larionov	49	1	10	11	20	3	0	0
Scott Gomez	80	14	56	70	18	3	1	1	Jan Hrdina	13	1	6	7	10	4	0	0
Scott Niedermayer	81	14	40	54	44	20	9	3	Viktor Kozlov	11	2	4	6	2	E	0	0
Jeff Friesen	81	17	20	37	26	8	5	4	Christian Berglund	23	2	3	5	4	4	-	0
Brian Rafalski	69	6	30	36	24	6	2	1	Tommy Albelin	45	1	3	4	4	7	0	0
John Madden	80	12	23	35	22	7	1	1	David Hale	65	0	4	4	72	12	0	0
Sergei Brylin	82	14	19	33	20	10	7	1	Raymond Giroux	11	0	3	3	4	3	-	0
Brian Gionta	75	21	8	29	36	19	0	8	Sean Brown	39	0	3	3	44	5	0	0
Turner Stevenson	61	14	13	27	76	E	4	2	Rob Skriac	8	1	0	1	22	1	0	1
Jay Pandolfo	82	13	13	26	14	5	1	4	Corey Schwab	3	0	1	1	2	-	0	0
Jamie Langenbrunner	53	10	16	26	43	9	1	2	Jiri Bicek	12	0	1	1	0	E	0	0
Paul Martin	70	6	18	24	4	12	2	2	Aleksander Suglovov	1	0	0	0	0	E	0	0
Grant Marshall	65	8	7	15	67	9	-	5	Craig Darby	2	0	0	0	0	1	-	0
Erik Rasmussen	69	7	6	13	41	5	0	0	Tuomas Pihlman	2	0	0	0	2	E	0	0
Colin White	75	2	11	13	96	10	0	0	Scott Clemmensen	4	0	0	0	0	-	0	0
Scott Stevens	38	3	9	12	22	3	1	1	Martin Brodeur	75	0	0	0	4	-	0	0
Mike Rupp	51	6	5	11	41	1	-	1									

GOALTENDERS

	GP	MIN	GA	EN	SO	AVG	W	L	T	SA	SAV%
Corey Schwab	3	187	2	0	1	0.64	2	0	1	68	.971
Scott Clemmensen	4	238	4	0	2	1.01	3	1	0	84	.952
Martin Brodeur	75	4555	154	4	11	2.03	38	26	11	1845	.917

RESULTS

GM#	Date	Opponent	Score	GF-GA	Record	GM#	Date	Opponent	Score	GF-GA	Record
1	10/8	@Boston	3-3*	3-3	0-0-1	42	1/13	Ottawa	0-4	97-78	21-12-9
2	10/11	@Carolina	2-1	5-4	1-0-1	43	1/15	@NY Rangers	3-3*	100-81	21-12-10
3	10/16	Toronto	2-2*	7-6	1-0-2	44	1/17	Washington	2-1*	102-82	22-12-10
4	10/18	Tampa Bay	2-3	9-9	1-1-2	45	1/20	@Pittsburgh	3-0	105-82	23-12-10
5	10/22	Florida	1-2	10-11	1-2-2	46	1/21	Carolina	1-2	106-84	23-13-10
6	10/24	@Pittsburgh	2-1	12-12	2-2-2	47	1/23	Montreal	2-0	108-84	24-13-10
7	10/25	Boston	2-5	14-17	2-3-2	48	1/25	Atlanta	3-2	111-86	25-13-10
8	10/28	@NY Islanders	4-0	18-17	3-3-2	49	1/27	@Columbus	4-3	115-89	26-13-10
9	10/30	Philadelphia	3-2	21-19	4-3-2	50	1/29	@Detroit	2-5	117-94	26-14-10
10	11/1	Colorado	4-3	25-22	5-3-2	51	1/31	@St. Louis	4-1	121-95	27-14-10
11	11/5	San Jose	3-2*	28-24	6-3-2	52	2/3	Ottawa	2-1	123-96	28-14-10
12	11/7	Toronto	1-1*	29-25	6-3-3	53	2/5	Vancouver	0-4	123-100	28-15-10
13	11/8	@Ottawa	1-0	30-25	7-3-3	54	2/10	@Philadelphia	1-4	124-104	28-16-10
14	11/12	@Buffalo	2-2*	32-27	7-3-4	55	2/11	NY Rangers	1-3	125-107	28-17-10
15	11/13	Florida	3-1	35-28	8-3-4	56	2/14	Carolina	4-1	129-108	29-17-10
16	11/15	NY Rangers	5-0	40-28	9-3-4	57	2/15	Los Angeles	3-2*	132-110	30-17-10
17	11/19	Buffalo	4-1	44-29	10-3-4	58	2/17	Minnesota	4-4*	136-114	30-17-11
18	11/21	Pittsburgh	2-1*</								

(46-27-9, 101 pts., 1st Place, Atlantic Division)

**SCORING**

Player	GP	G	A	PTS	PIM	+/-	PP	GW	Player	GP	G	A	PTS	PIM	+/-	PP	GW
Brian Gionta	82	48	41	89	46	18	24	10	Vladimir Malakhov	29	4	5	9	26	9	3	0
Scott Gomez	82	33	51	84	42	8	9	5	Brad Lukowich	18	1	7	8	8	3	0	0
Jamie Langenbrunner	80	19	34	53	74	1	8	1	Dan McGillis	27	0	6	6	36	5	0	0
Brian Rafalski	82	6	43	49	36	E	3	2	Tommy Albelin	36	0	6	6	2	4	0	0
Patrik Elias	38	16	29	45	20	11	6	3	David Hale	38	0	4	4	21	5	0	0
Sergei Brylin	82	15	22	37	46	4	4	3	Martin Brodeur	73	0	3	3	4	-	0	0
Paul Martin	80	5	32	37	32	1	3	0	Barry Tallackson	10	1	2	2	2	-	0	0
John Madden	82	16	20	36	36	7	-	0	Tuomas Pihlman	11	1	1	2	10	1	-	0
Zach Parise	81	14	18	32	28	1	-	2	Aleksander Sugliobov	1	1	0	1	0	2	-	1
Alexander Mogilny	34	12	13	25	6	7	-	3	Jason Wiemer	16	1	0	1	38	1	-	0
Viktor Kozlov	69	12	13	25	16	E	2	1	Darren Langford	14	0	1	1	22	3	-	0
Grant Marshall	76	8	17	25	70	18	-	4	Krzysztof Oliwa	3	0	0	0	0	2	-	0
Jay Pandolfo	82	10	10	20	16	2	0	0	Jason Ryznar	8	0	0	0	2	1	-	0
Colin White	73	3	14	17	91	2	-	1	Pascal Rheaume	12	0	0	0	4	6	-	0
Sean Brown	35	1	11	12	27	14	-	0	Scott Clemmensen	13	0	0	0	0	-	-	0
Richard Matvichuk	62	1	10	11	40	2	0	0	Ken Klee	18	0	0	0	14	3	-	0
Erik Rasmussen	67	5	5	10	32	4	-	1	Cam Janssen	47	0	0	0	91	3	-	0

**GOALTENDERS**

	GP	MIN	GA	EN	SO	AVG	W	L	OT	SA	SAV%
Martin Brodeur	73	4365	187	2	5	2.57	43	23	7	2105	.911
Scott Clemmensen	13	627	35	1	0	3.35	3	4	2	295	.881

**RESULTS**

GM#	Date	Opponent	Score	GF-GA	Record	GM#	Date	Opponent	Score	GF-GA	Record
1	10/5	Pittsburgh	5-1	5-1	1-0-0	42	1/7	@Buffalo	3-2	123-133	19-18-5
2	10/7	@Philadelphia	2-5	7-6	1-1-0	43	1/9	Philadelphia	3-0	126-133	20-18-5
3	10/8	NY Rangers	3-2*	10-8	2-1-0	44	1/13	Vancouver	3-0	129-133	21-18-5
4	10/13	@NY Rangers	1-4	11-12	2-2-0	45	1/15	@Chicago	3-2^	132-135	22-18-5
5	10/15	Florida	1-6	12-18	2-3-0	46	1/17	@St. Louis	5-3	137-138	23-18-5
6	10/18	Carolina	4-3	16-21	3-3-0	47	1/19	@Nashville	4-3^	141-141	24-18-5
7	10/20	@Pittsburgh	6-3	22-24	4-3-0	48	1/21	NY Islanders	3-2^	144-143	25-18-5
8	10/22	@Atlanta	3-4	25-28	4-4-0	49	1/22	@NY Rangers	1-3	145-146	25-19-5
9	10/26	Tampa Bay	3-6	28-34	4-5-0	50	1/24	@NY Islanders	4-0	149-146	26-19-5
10	10/28	Buffalo	3-2	31-36	5-5-0	51	1/26	@Tampa Bay	0-1*	149-147	26-19-6
11	10/29	@Boston	5-4^	36-40	6-5-0	52	1/27	@Florida	0-4	149-151	26-20-6
12	11/1	Pittsburgh	3-4*	39-44	6-5-1	53	2/1	Ottawa	5-3	154-154	27-20-6
13	11/3	NY Rangers	2-4	41-48	6-6-1	54	2/3	Carolina	3-0	157-154	28-20-6
14	11/5	@NY Rangers	2-3^	43-51	6-6-2	55	2/4	@Toronto	2-4	159-158	28-21-6
15	11/8	NY Islanders	1-4	44-55	6-7-2	56	2/7	Tampa Bay	7-4	166-162	29-21-6
16	11/11	@Washington	4-3	48-58	7-7-2	57	2/9	@Boston	3-2*	169-164	30-21-6
17	11/12	Washington	3-2	51-60	8-7-2	58	2/11	NY Islanders	1-2	170-166	30-22-6
18	11/15	@Buffalo	1-4	52-64	8-8-2	59	3/1	Philadelphia	2-1^	172-167	31-22-6
19	11/18	Montreal	5-3	57-67	9-8-2	60	3/2	@NY Islanders	3-3^	174-170	31-22-6
20	11/19	@Ottawa	4-5	61-72	9-9-2	61	3/4	NY Rangers	2-1	176-171	32-22-7
21	11/23	@Florida	5-1	66-73	10-9-2	62	3/7	@NY Islanders	1-2^	177-173	32-22-8
22	11/25	@Tampa Bay	8-2	74-75	11-9-2	63	3/10	@Washington	4-3^	181-176	33-22-8
23	11/29	Boston	3-2	77-77	12-9-2	64	3/11	@Pittsburgh	3-6	184-182	33-23-8
24	11/30	@Philadelphia	1-2	78-79	12-10-2	65	3/14	NY Islanders	1-6	185-188	33-24-8
25	12/3	Minnesota	3-2^	81-81	13-10-2	66	3/16	Pittsburgh	2-1	187-189	34-24-8
26	12/6	@Detroit	2-5	83-86	13-11-2	67	3/19	Ottawa	0-4	187-193	34-25-8
27	12/7	Calgary	1-4	84-90	13-12-2	68	3/21	@Philadelphia	1-2	188-195	34-26-8
28	12/9	Colorado	3-4^	87-94	13-12-3	69	3/23	@Atlanta	5-6*	193-201	34-26-9
29	12/11	@Columbus	2-3*	89-97	13-12-4	70	3/24	Boston	4-2	197-203	35-26-9
30	12/13	Edmonton	2-1^	91-98	14-12-4	71	3/26	Toronto	3-4	200-207	35-27-9
31	12/15	Atlanta	2-3*	93-101	14-12-5	72	3/28	@Ottawa	3-2^	203-209	36-27-9
32	12/17	@Carolina	1-4	94-105	14-13-5	73	3/30	Buffalo	3-1	206-210	37-27-9
33	12/20	@NY Rangers	3-1	97-106	15-13-5	74	4/1	@Philadelphia	4-1	210-211	38-27-9
34	12/21	@NY Islanders	2-4	99-110	15-14-5	75	4/2	@Pittsburgh	3-2*	213-213	39-27-9
35	12/23	Atlanta	0-1	99-111	15-15-5	76	4/5	Pittsburgh	6-4	219-217	40-27-9
36	12/26	@Toronto	1-2	100-113	15-16-5	77	4/8	@Montreal	3-2	222-221	41-27-9
37	12/28	Washington	7-2	107-115	16-16-5	78	4/9	NY Rangers	3-2	225-221	42-27-9
38	12/29	@Pittsburgh	2-6	109-121	16-17-5	79	4/11	@Carolina	4-3*	229-224	43-27-9
39	12/31	Toronto	3-6	112-127	16-18-5	80	4/13	Philadelphia	4-1	233-225	44-27-9
40	1/3	Florida	3-0	115-127	17-18-5	81	4/16	Philadelphia	5-1	238-226	45-27-9
41	1/5	Montreal	5-4	120-131	18-18-5	82	4/18	@Montreal	4-3	242-229	46-27-9

\* Denotes overtime  
^ Denotes shootout

(49-24-9, 107 pts., 1st Place, Atlantic Division)

**SCORING**

Player	GP	G	A	PTS	PIM	+/-	PP	GW	Player	GP	G	A	PTS	PIM	+/-	PP	GW
Patrik Elias	75	21	48	69	38	1	8	5	Colin White	69	0	8	8	69	8	-	0
Zach Parise	82	31	31	62	30	3	-	9	Andy Greene	23	1	5	6	6	1	-	0
Jamie Langenbrunner	82	23	37	60	64	9	-	12	David Clarkson	7	3	1	4	6	1	-	2
Scott Gomez	72	13	47	60	42	7	4	1	Cam Janssen	48	1	0	1	114	2	-	0
Brian Rafalski	82	8	47	55	34	4	3	4	Jim Fahey	13	0	1	1	2	E	0	0
Brian Gionta	62	25	20	45	36	3	-	11	Alex Brooks	19	0	1	1	4	1	-	0
Travis Zajac	80	17	25	42	16	1	6	2	David Hale	43	0	1	1	26	2	0	0
Sergei Brylin	82	16	24	40	35	5	-	8	Martin Brodeur	78	0	1	1	12	-	0	0
John Madden	74	12	20	32	14	7	-	0	Richard Matvichuk	1	0	0	0	0	1	-	0
Jay Pandolfo	82	13	14	27	8	5	-	0	Tuomas Pihlman	2	0	0	0	0	E	0	0
Paul Martin	82	3	23	26	18	9	-	1	Barry Tallackson	3	0	0	0	0	1	-	0
Brad Lukowich	75	4	8	12	36	1	0	2	Scott Clemmensen	6	0	0	0	0	-	-	0
Johnny Oduya	76	2	9	11	61	5	-	0	Dan LaCouture	6	0	0	0	7	E	0	0
Erik Rasmussen	71	3	7	10	25	3	-	0	Mark Fraser	7	0	0	0	7	1	-	0
Mike Rupp	76	6	3	9	92	10	-	0	Rod Pelley	9	0	0	0	0	3	-	0
Jim Dowd	66	4	4	8	20	5	-	1									

**GOALTENDERS**

	GP	MIN	GA	EN	SO	AVG	W	L	OT	SA	SAV%
Martin Brodeur	78	4697	171	5	12	2.18	48	23	7	2182	.892
Scott Clemmensen	6	305	16	1	0	3.15	1	1	2	144	.889

**RESULTS**

GM#	Date	Opponent	Score	GF-GA	Record	GM#	Date	Opponent	Score	GF-GA	Record
1	10/6	@Carolina	4-0	4-0	1-0-0	42	1/7	@Montreal	3-0	113-100	25-13-4
2	10/7	@Dallas	1-3	5-3	1-1-0	43	1/10	St. Louis	2-3	115-103	25-14-4
3	10/12	Toronto	7-6^	12-9	2-1-0	44	1/12	Atlanta	2-1	117-104	26-14-4
4	10/14	Philadelphia	3-2	15-11	3-1-0	45	1/13	@NY Islanders	2-1*	119-105	27-14-4
5	10/16	@NY Rangers	2-4	17-15	3-2-0	46	1/16	NY Rangers	1-0	120-105	28-14-4
6	10/18	@Pittsburgh	2-1	19-16	4-2-0	47	1/18	Tampa Bay	2-3*	122-108	28-14-5
7	10/19	Nashville	3-4^	22-20	4-2-1	48	1/20	Philadelphia	4-3^	126-111	29-14-5
8	10/21	@Ottawa	1-8	23-28	4-3-1	49	1/26	@Tampa Bay	2-0	128-111	30-14-5
9	10/24	@Pittsburgh	2-4	25-32	4-4-1	50	1/27	@Florida	2-4	130-115	30-15-5
10	10/26	Florida	2-0	27-32	5-4-1	51	1/30	@Atlanta	4-5^	134-120	30-15-6
11	10/28	Columbus	1-0	28-32	6-4-1	52	2/1	@Philadelphia	6-5*	140-125	31-15-6
12	11/2	NY Islanders	2-5	30-37	6-5-1	53	2/3	Buffalo	3-2	143-127	32-15-6
13	11/4	@Montreal	2-1	32-38	7-5-1	54	2/6	NY Rangers	3-2^	146-129	33-15-6
14	11/7	Carolina	3-2^	35-40	8-5-1	55	2/8	NY Islanders	2-0	148-129	34-15-6
15	11/9	Chicago	2-1^	37-41	9-5-1	56	2/11	Tampa Bay	1-4	149-133	34-16-6
16	11/11	Florida	4-2	41-43	10-5-1	57	2/14	Montreal	5-2	154-135	35-16-6
17	11/14	@NY Rangers	2-3	43-46	10-6-1	58	2/16	Pittsburgh	4-5	158-140	35-17-6
18	11/17	Ottawa	3-2	46-48	11-6-1	59	2				



(46-29-7, 99 pts., 2nd Place, Atlantic Division)

**SCORING**

Player	GP	G	A	PTS	PIM	+/-	PP	GW	Player	GP	G	A	PTS	PIM	+/-	PP	GW
Zach Parise	81	32	33	65	25	13	10	8	Arron Asham	77	6	4	10	84	6-	0	2
Patrik Elias	74	20	35	55	38	10	7	8	Colin White	57	2	8	10	26	5-	0	1
Brian Gionta	82	22	31	53	46	1	8	4	Andy Greene	59	2	8	10	22	E	2	0
John Madden	80	20	23	43	26	1	3	3	Mike Rupp	64	3	6	9	58	8-	1	0
Jamie Langenbrunner	64	13	28	41	30	1-	5	2	Sheldon Brookbank	44	0	8	8	63	E	0	0
Dainius Zubrus	82	13	25	38	2	4	2		Vitaly Vishnevski	69	2	5	7	50	12-	0	0
Travis Zajac	82	14	20	34	31	11-	5	1	Rod Pelley	58	2	4	6	19	3-	0	1
Paul Martin	73	5	27	32	22	20	2	2	Martin Brodeur	77	0	4	4	6	-	0	0
Johnny Oduya	75	6	20	26	46	27	2	0	Noah Clarke	1	1	0	1	0	E	0	0
Jay Pandolfo	54	12	12	24	22	10	0	1	Niclas Bergfors	1	0	0	0	0	1-	0	0
David Clarkson	81	9	13	22	183	1	0	1	Olli Malmivaara	1	0	0	0	0	2	0	0
Mike Mottau	76	4	13	17	48	11-	1	1	Barry Tallackson	3	0	0	0	0	E	0	0
Sergei Brylin	82	6	10	16	20	5-	0	1	Bryce Salvador	8	0	0	0	11	E	0	0
Karel Rachunek	47	4	9	13	40	3	0	0	Kevin Weekes	9	0	0	0	2	-	0	0

**GOALTENDERS**

	GP	MIN	GA	EN	SO	AVG	W	L	OT	SA	SAV%
Martin Brodeur	77	4635	168	8	4	2.17	44	27	6	2089	.920
Kevin Weekes	9	343	17	0	0	2.97	2	2	1	160	.894

**RESULTS**

GM#	Date	Opponent	Score	GF-GA	Record	GM#	Date	Opponent	Score	GF-GA	Record
1	10/4	@ Tampa Bay	1-3	1-3	0-1-0	42	1/8	Buffalo	2-1 <sup>A</sup>	103-98	24-15-3
2	10/6	@ Florida	4-1	5-4	1-1-0	43	1/10	@ Carolina	4-1	107-99	25-15-3
3	10/8	@ Atlanta	2-4	7-8	1-2-0	44	1/12	@ Buffalo	3-2 <sup>A</sup>	110-101	26-15-3
4	10/11	@ Florida	0-3	7-11	1-3-0	45	1/16	NY Islanders	1-3	111-104	26-16-3
5	10/13	@ Atlanta	6-5	13-16	2-3-0	46	1/18	Florida	1-2	112-106	26-17-3
6	10/17	@ Pittsburgh	5-4	18-20	3-3-0	47	1/20	Toronto	3-2	115-108	27-17-3
7	10/18	@ Philadelphia	0-4	18-24	3-4-0	48	1/22	@ Philadelphia	7-3	122-111	28-17-3
8	10/20	@ NY Islanders	3-2 <sup>*</sup>	21-28	3-4-1	49	1/24	Montreal	3-4	125-115	28-18-3
9	10/25	@ NY Rangers	0-2	21-30	3-5-1	50	1/29	Pittsburgh	2-4	127-119	28-19-3
10	10/27	Ottawa	1-4	22-34	3-6-1	51	2/1	NY Rangers	1-3	128-122	28-20-3
11	10/31	Tampa Bay	6-1	28-35	4-6-1	52	2/2	Los Angeles	6-3	134-125	29-20-3
12	11/2	Toronto	3-2	31-37	5-6-1	53	2/4	Pittsburgh	4-3 <sup>*</sup>	138-128	30-20-3
13	11/3	@ NY Rangers	1-2 <sup>A</sup>	32-39	5-6-2	54	2/6	@ Buffalo	2-3 <sup>A</sup>	140-131	30-20-4
14	11/5	Pittsburgh	0-5	32-44	5-7-2	55	2/8	Anaheim	1-2	141-133	30-21-4
15	11/8	Philadelphia	4-1	36-45	6-7-2	56	2/9	Carolina	6-1	147-134	31-21-4
16	11/10	@ NY Islanders	1-2	37-47	6-8-2	57	2/13	Ottawa	3-2 <sup>*</sup>	150-136	32-21-4
17	11/12	@ Pittsburgh	3-2	40-49	7-8-2	58	2/15	Atlanta	3-4 <sup>A</sup>	153-140	32-21-5
18	11/14	NY Rangers	2-4	42-53	7-9-2	59	2/16	@ Ottawa	3-2	156-142	33-21-5
19	11/16	NY Islanders	0-1	42-54	7-10-2	60	2/18	Carolina	5-1	161-143	34-21-5
20	11/17	@ Philadelphia	6-2	48-56	8-10-2	61	2/20	San Jose	3-2	164-145	35-21-5
21	11/21	@ Pittsburgh	2-1	50-57	9-10-2	62	2/23	NY Islanders	4-2	168-147	36-21-5
22	11/23	@ Atlanta	3-0	53-57	10-10-2	63	2/24	@ Washington	2-1 <sup>*</sup>	170-148	37-21-5
23	11/24	@ Tampa Bay	3-2	56-59	11-10-2	64	2/26	@ Carolina	1-2 <sup>*</sup>	171-150	37-21-6
24	11/28	Dallas	4-2	60-61	12-10-2	65	2/29	Washington	0-4	171-154	37-22-6
25	11/30	Montreal	4-0	64-61	13-10-2	66	3/1	@ Montreal	1-2	172-156	37-23-6
26	12/2	Atlanta	3-2 <sup>A</sup>	67-63	14-10-2	67	3/4	@ Toronto	4-1	176-157	38-23-6
27	12/5	Boston	4-3 <sup>*</sup>	71-66	15-10-2	68	3/7	Tampa Bay	2-1 <sup>*</sup>	178-158	39-23-6
28	12/7	Washington	3-2	74-68	16-10-2	69	3/8	@ Toronto	2-1	180-159	40-23-6
29	12/9	@ NY Rangers	0-1 <sup>*</sup>	74-69	16-10-3	70	3/11	@ Montreal	0-4	180-163	40-24-6
30	12/10	@ Washington	2-3	76-72	16-11-3	71	3/13	@ Minnesota	4-3 <sup>A</sup>	184-166	41-24-6
31	12/13	@ Boston	3-1	79-73	17-11-3	72	3/15	@ Colorado	4-2	188-168	42-24-6
32	12/15	Phoenix	1-4	80-77	17-12-3	73	3/19	NY Rangers	1-2 <sup>A</sup>	189-170	42-24-7
33	12/16	Philadelphia	4-2	84-79	18-12-3	74	3/21	NY Islanders	1-3	190-173	42-25-7
34	12/18	@ Vancouver	0-5	84-84	18-13-3	75	3/22	@ Pittsburgh	1-7	191-180	42-26-7
35	12/21	@ Edmonton	3-1	87-85	19-13-3	76	3/25	Pittsburgh	0-2	191-182	42-27-7
36	12/23	@ Calgary	1-0 <sup>*</sup>	88-85	20-13-3	77	3/27	@ NY Rangers	2-3	193-185	42-28-7
37	12/28	Buffalo	2-1 <sup>A</sup>	90-86	21-13-3	78	3/28	Philadelphia	5-4 <sup>A</sup>	198-189	43-28-7
38	12/29	@ NY Islanders	2-5	92-91	21-14-3	79	4/1	@ NY Islanders	2-1 <sup>*</sup>	200-190	44-28-7
39	1/2	Florida	3-2	95-93	22-14-3	80	4/2	Boston	3-2 <sup>A</sup>	203-192	45-28-7
40	1/4	Philadelphia	3-0	98-93	23-14-3	81	4/4	@ Philadelphia	0-3	203-195	45-29-7
41	1/5	@ Boston	3-4	101-97	23-15-3	82	4/6	NY Rangers	3-2 <sup>A</sup>	206-197	46-29-7

\* Denotes overtime  
<sup>A</sup> Denotes shootout

(51-27-4, 106 Pts., 1st Place, Atlantic Division)

**SCORING**

Player	GP	G	A	PTS	PIM	+/-	PP	GW	Player	GP	G	A	PTS	PIM	+/-	PP	GW
Zach Parise	82	45	49	94	24	30	14	8	Bobby Holik	62	4	5	9	66	2-	0	1
Patrik Elias	77	31	47	78	32	18	12	6	Mike Rupp	73	3	6	9	136	2-	0	0
Jamie Langenbrunner	81	29	40	69	56	25	6	7	Andy Greene	49	2	7	9	22	3	0	0
Travis Zajac	82	20	42	62	29	33	5	2	Niclas Havelid	15	0	4	4	6	2-	0	0
Brian Gionta	81	20	40	60	32	12	3	1	Anssi Salmela	17	0	3	3	6	1	0	0
Dainius Zubrus	82	15	25	40	69	6	1	3	Niclas Bergfors	8	1	0	1	0	1-	0	0
Paul Martin	73	5	28	33	36	21	2	1	Petr Vrana	16	1	0	1	2	4	0	0
David Clarkson	82	17	15	32	164	1-	4	3	Matt Halischuk	1	0	1	1	0	1-	0	0
Brian Rolston	64	15	17	32	30	2	8	3	P.L. Letourneau-Leblond	8	0	1	1	22	3	0	0
Johnny Oduya	82	7	22	29	30	21	1	4	Jay Leach	24	0	1	1	21	0	0	0
John Madden	76	7	16	23	26	7-	0	2	Patrick Davis	1	0	0	0	0	0	0	0
Colin White	71	1	17	18	46	18	0	0	Barry Tallackson	4	0	0	0	0	1-	0	0
Bryce Salvador	76	3	13	16	78	1-	0	2	Sheldon Brookbank	15	0	0	0	25	1	0	0
Mike Mottau	80	1	14	15	35	24	0	0	Kevin Weekes	16	0	0	0	0	-	0	0
Brendan Shanahan	34	6	8	14	29	2-	2	1	Martin Brodeur	31	0	0	0	4	-	0	0
Jay Pandolfo	61	5	5	10	10	12-	0	1	Scott Clemmensen	40	0	0	0	2	-	0	0

**GOALTENDERS**

	GP	MIN	GA	EN	SO	AVG	W	L	OT	SA	SAV%
Scott Clemmensen	40	2356	94	5	2	2.39	25	13	1	1138	.917
Martin Brodeur	31	1814	73	2	5	2.41	19	19	3	870	.916
Kevin Weekes	16	795	32	1	0	2.42	7	5	0	399	.920

**RESULTS**

GM#	Date	Opponent	Score	GF-GA	Record	GM#	Date	Opponent	Score	GF-GA	Record
1	10/10	NY Islanders	2-1	2-1	1-0-0	42	1/11	@ Anaheim	3-4	127-110	24-15-3
2	10/11	@ Pittsburgh	2-1 <sup>*</sup>	4-2	2-0-0	43	1/13	@ Vancouver	5-3	132-113	25-15-3
3	10/13	@ NY Rangers	1-4	5-6	2-1-0	44	1/16	@ Columbus	2-1	134-114	26-15-3
4	10/16	@ Atlanta	1-0	6-6	3-1-0	45	1/17	@ NY Islanders	3-1	137-115	27-15-3
5	10/18	@ Washington	4-3 <sup>A</sup>	10-9	4-1-0	46	1/19	@ Nashville	3-1	140-116	28-15-3
6	10/22	Dallas	5-0	15-9	5-1-0	47	1/21	Montreal	5-2	145-118	29-15-3
7	10/24	Philadelphia	3-6	18-15	5-2-0	48	1/27	@ Ottawa	4-1	149-119	30-15-3

(48-27-7, 103 Pts., 1st Place, Atlantic Division)

**SCORING**

Player	GP	G	A	PTS	PIM	+/-	PP	GW	Player	GP	G	A	PTS	PIM	+/-	PP	GW
Zach Parise	81	38	44	82	32	24	9	5	Mark Fraser	61	3	3	6	36	3	0	0
Travis Zajac	82	25	42	67	24	22	6	4	Johnny Oduya	40	2	2	4	18	2	0	0
Jamie Langenbrunner	81	19	42	61	44	6	6	4	Ilkka Pikkarainen	31	1	3	4	10	3	0	0
Patrik Elias	58	19	29	48	40	18	3	4	Cory Murphy	12	2	1	3	2	2	0	0
Brian Rolston	80	20	17	37	22	2	7	3	Anssi Salmela	9	1	2	3	0	5	0	0
Andy Greene	78	6	31	37	14	9	4	4	Martin Skoula	19	0	3	3	4	7	0	0
Niclas Bergfors	54	13	14	27	10	7	8	4	Martin Brodeur	77	0	3	3	6	-	0	0
Ilya Kovalchuk	27	10	17	27	8	9	2	1	Matt Halischuk	20	1	1	2	2	4	0	0
Dainiuis Zubrus	51	10	17	27	28	4	1	4	P.L. Letourneau-Leblond	27	0	2	2	48	4	0	0
David Clarkson	46	11	13	24	85	3	3	2	Patrick Davis	8	1	0	1	0	2	0	0
Rob Niedermayer	71	10	12	22	45	3	0	0	Tyler Eckford	3	0	1	1	4	E	0	0
Mike Mottau	79	2	16	18	41	4	0	0	Nick Palmieri	6	0	1	1	0	E	0	0
Dean McAmmond	62	8	9	17	40	1	1	2	Tim Sestito	9	0	1	1	2	2	0	0
Bryce Salvador	79	4	10	14	57	8	0	2	Rob Davison	1	0	0	0	0	E	0	0
Colin White	81	2	10	12	46	8	0	0	Ben Walter	2	0	0	0	2	E	0	0
Paul Martin	22	2	9	11	2	10	1	0	Matthew Corrente	12	0	0	0	24	E	0	0
Rod Pelley	63	2	8	10	40	4	0	0	Yann Danis	12	0	0	0	0	-	0	0
Vladimir Zharkov	40	0	10	10	8	2	0	0	Andrew Peters	29	0	0	0	93	5	0	0
Jay Pandolfo	52	4	5	9	6	10	0	3									

**GOALTENDERS**

	GP	MIN	GA	EN	SO	AVG	W	L	OT	SA	SAV%
Yann Danis	12	467	16	1	0	2.06	3	2	1	207	.923
Martin Brodeur	77	4499	168	1	9	2.24	45	25	6	2004	.916

**RESULTS**

GM#	Date	Opponent	Score	GF-GA	Record	GM#	Date	Opponent	Score	GF-GA	Record
1	10/3	Philadelphia	2-5	2-5	0-1-0	42	1/8	Tampa Bay#	2-4	124-93	30-11-1
2	10/5	NY Rangers	2-3	4-8	0-2-0	43	1/9	@Montreal	2-1*	126-94	31-11-1
3	10/8	@ Tampa Bay	4-3^	8-11	1-2-0	44	1/12	@NY Rangers	1-0^	127-94	32-11-1
4	10/10	@Florida	3-2	11-13	2-2-0	45	1/14	@Phoenix	3-4	130-98	32-12-1
5	10/12	@Washington	3-2^	14-15	3-2-0	46	1/16	@Colorado	1-3	131-101	32-13-1
6	10/16	Atlanta	2-4	16-19	3-3-0	47	1/18	@NY Islanders	0-4	131-105	32-14-1
7	10/17	Carolina	2-0	18-19	4-3-0	48	1/20	Florida	2-0	133-105	33-14-1
8	10/22	@NY Rangers	4-2	22-21	5-3-0	49	1/22	Montreal	1-3	134-108	33-15-1
9	10/24	@Pittsburgh	4-1	26-22	6-3-0	50	1/23	@NY Islanders	4-2	138-110	34-15-1
10	10/28	Buffalo	1-4	27-26	6-4-0	51	1/26	@Ottawa	0-3	138-113	34-16-1
11	10/29	@Boston	2-1	29-27	7-4-0	52	1/27	@Buffalo	1-2^	139-115	34-16-2
12	10/31	@ Tampa Bay	2-1^	31-28	8-4-0	53	1/29	Toronto	5-4*	144-119	35-16-2
13	11/4	Washington	3-2	34-30	9-4-0	54	1/31	Los Angeles	2-3	146-122	35-17-2
14	11/6	NY Islanders	2-1	36-31	10-4-0	55	2/2	@Toronto	0-3	146-125	35-18-2
15	11/7	@Ottawa	3-2	39-33	11-4-0	56	2/5	Toronto	4-3	150-128	36-18-2
16	11/11	Anaheim	3-1	42-34	12-4-0	57	2/6	@NY Rangers	1-3	151-131	36-19-2
17	11/12	@Pittsburgh	4-1	46-35	13-4-0	58	2/8	@Philadelphia	2-3	153-134	36-20-2
18	11/14	Washington	5-2	51-37	14-4-0	59	2/10	Philadelphia	2-3*	155-137	36-20-3
19	11/16	@Philadelphia	2-3	53-40	14-5-0	60	2/12	Nashville	5-2	160-139	37-20-3
20	11/19	@Nashville	2-3^	55-43	14-5-1	61	2/13	@Carolina	2-5	162-144	37-21-3
21	11/21	@Dallas	3-5	58-48	14-6-1	62	3/2	@San Jose	4-3	166-147	38-21-3
22	11/25	Ottawa	3-1	61-49	15-6-1	63	3/5	@Calgary	3-5	169-152	38-22-3
23	11/27	@Boston	2-1^	63-50	16-6-1	64	3/7	@Edmonton	0-2	169-154	38-23-3
24	11/28	NY Islanders	6-1	69-51	17-6-1	65	3/10	NY Rangers	6-3	175-157	39-23-3
25	12/2	Vancouver	2-5	71-56	17-7-1	66	3/12	Pittsburgh	3-1	178-158	40-24-3
26	12/4	Tampa Bay	3-2	74-58	18-7-1	67	3/13	@NY Islanders	2-4	180-162	40-24-3
27	12/5	Detroit	4-3^	78-61	19-7-1	68	3/15	Boston	3-2	183-164	41-24-3
28	12/7	@Buffalo	3-0	81-61	20-7-1	69	3/17	Pittsburgh	5-2	188-166	42-24-3
29	12/9	Carolina	4-2	85-63	21-7-1	70	3/18	@Toronto	1-2^	189-168	42-24-4
30	12/11	Florida	2-4	87-67	21-8-1	71	3/20	St. Louis	0-1	189-169	42-25-4
31	12/12	Philadelphia	4-1	91-68	22-8-1	72	3/23	Columbus	6-3	195-172	43-25-4
32	12/16	Montreal	2-1	93-69	23-8-1	73	3/25	NY Rangers	3-4^	198-176	43-25-5
33	12/18	Ottawa	4-2	97-71	24-8-1	74	3/27	@Montreal	4-2	202-178	44-25-5
34	12/19	@Atlanta	5-4	102-75	25-8-1	75	3/28	@Philadelphia	1-5	203-183	44-26-5
35	12/21	@Pittsburgh	4-0	106-75	26-8-1	76	3/30	Boston	0-1*	203-184	44-26-6
36	12/26	@Washington	1-4	107-79	26-9-1	77	4/2	Chicago	1-2^	204-186	44-26-7
37	12/28	Atlanta	3-2	110-81	27-9-1	78	4/3	@Carolina	4-0	208-186	45-26-7
38	12/30	Pittsburgh	2-0	112-81	28-9-1	79	4/6	@Atlanta	3-0	211-186	46-26-7
39	12/31	@Chicago	1-5	113-86	28-10-1	80	4/8	@Florida	2-3	213-189	46-27-7
40	1/2	@Minnesota	5-3	118-89	29-10-1	81	4/10	NY Islanders	7-1	220-190	47-27-7
41	1/5	Dallas	4-0	122-89	30-10-1	82	4/11	Buffalo	2-1	222-191	48-27-7

\* Denotes overtime  
^ Denotes shootout  
# Postponed; completed 1/10

(38-39-5, 81 Pts., 4th Place, Atlantic Division)

**SCORING**

Player	GP	G	A	PTS	PIM	+/-	PP	GW	Player	GP	G	A	PTS	PIM	+/-	PP	GW
Patrik Elias	81	21	41	62	16	4	7	5	Colin White	69	0	6	6	48	2	0	0
Ilya Kovalchuk	81	31	29	60	28	26	9	9	Matt Taormina	17	3	2	5	2	2	1	0
Travis Zajac	82	13	31	44	24	6	2	1	Alexander Vasuyunov	18	1	4	5	0	E	0	0
Brian Rolston	65	14	20	34	34	6	6	4	Vladimir Zharkov	38	2	2	4	2	3	0	0
Dainiuis Zubrus	79	13	17	30	53	11	1	2	Adam Mair	65	1	3	4	45	16	0	0
Jason Arnott	62	13	11	24	32	9	2	0	Mark Fraser	26	0	2	2	29	2	0	0
Andy Greene	82	4	19	23	22	23	1	1	Tim Sestito	36	0	2	2	9	5	0	0
Mattias Tedenby	58	8	14	22	14	3	2	2	Martin Brodeur	56	0	2	2	2	-	0	0
David Clarkson	82	12	6	18	116	20	1	1	Brad Mills	4	1	0	1	5	1	0	0
Nick Palmieri	43	9	8	17	6	9	1	2	Alexander Urbom	8	1	0	1	0	2	0	1
Henrik Tallinder	82	5	11	16	40	6	0	2	David Steckel	18	1	0	1	2	3	0	0
Jamie Langenbrunner	31	4	10	14	16	15	0	2	Johan Hedberg	34	0	1	1	4	-	0	0
Mark Fayne	57	4	10	14	27	10	0	0	Adam Henrique	1	0	0	0	0	1	0	0
Jacob Josefson	28	3	7	10	6	5	0	1	P.L. Letourneau-Leblond	2	0	0	0	21	2	0	0
Rod Pelley	74	3	7	10	27	9	1	0	Mike McKenna	2	0	0	0	0	-	0	0
Anton Volchenkov	57	0	8	8	36	3	0	0	Tyler Eckford	4	0	0	0	0	1	0	0
Anssi Salmela	48	1	6	7	14	11	0	1	Jay Leach	7	0	0	0	7	E	0	0
Zach Parise	13	3	3	6	6	1	0	1	Stephen Gionta	12	0	0	0	6	3	0	0
Matthew Corrente	22	0	6	6	44	5	0	0	Olivier Magnan	18	0	0	0	4	4	0	0

**GOALTENDERS**

	GP	MIN	GA	EN	SO	AVG	W	L	OT	SA	SAV%
Johan Hedberg	34	1717	68	1	3	2.38	15	12	2	777	.912
Martin Brodeur	56	3116	127	5	6	2.45	23	26	3	1313	.903
Mike McKenna	2	118	6	0	0	3.05	0	1	0	56	.893

**RESULTS**

GM#	Date	Opponent	Score	GF-GA	Record	GM#	Date	Opponent	Score	GF-GA	Record
1	10/8	Dallas	3-4*	3-4	0-0-1	42	1/9	Tampa Bay	6-3	78-133	11-29-2
2	10/9	@Washington	2-7	5-11	0-1-1	43	1/14	@Tampa Bay	5-2	83-135	12-29-2
3	10/11	Pittsburgh	1-3	6-14	0-2-1	44	1/15	@Florida	2-3*	85-138	12-29-3
4	10/13	@Buffalo	1-0*	7-14	1-2-1	45	1/17	@NY Islanders	5-2	90-140	13-29-3
5	10/15	Colorado	2-3	9-17	1-3-1	46	1/20	Pittsburgh	2-0	92-140	14-29-3
6	10/16	Boston	1-4	10-21	1-4-1	47	1/22	@Philadelphia	3-1	95-141	15-29-3
7	10/21	@Montreal	3-0	13-21	2-4-1	48	1/23	Florida	5-2	100-143	16-29-3
8	10/23	Buffalo	1-6	14-27	2-5-1	49	1/26	@Detroit	1-3	101-146	16-30-3
9	10/24	@NY Rangers	1-3	15-30	2-6-1	50	2/1	Ottawa	2-1	103-147	17-30-3
10	10/27	@San Jose	2-5	17-35	2-7-1	51	2/3	@NY Rangers	3-2	106-149	18-30-3
11	10/29	@Anaheim	2-1	19-36	3-7-1	52	2/4	Florida	3-4*	109-153	18-30-4
12	10/30	@Los Angeles	1-3	20							

(48-28-6, 102 Pts., 4th Place, Atlantic Division)

SCORING

Player	GP	G	A	PTS	PIM	+/-	PP	GW	Player	GP	G	A	PTS	PIM	+/-	PP	GW
Ilya Kovalchuk	77	37	46	83	33	9	10	5	Travis Zajac	15	2	4	6	4	3	-	1
Patrik Elias	81	26	52	78	16	8	8	3	Steve Bernier	32	1	5	6	16	6	0	0
Zach Parise	82	31	38	69	32	5	7	3	Mattias Tedenby	43	1	5	6	16	15	-	0
Adam Henrique	74	16	35	51	7	8	0	3	Henrik Tallinder	39	0	6	6	16	11	-	0
David Clarkson	80	30	16	46	138	8	8	7	Martin Brodeur	59	0	4	4	2	-	0	0
Petr Sykora	82	21	23	44	40	4	4	6	Peter Harrold	11	0	2	2	0	E	0	0
Dainiuis Zubrus	82	17	27	44	34	7	4	2	Stephen Gionta	1	1	0	1	0	1	0	1
Alexei Ponikarovsky	33	7	11	18	8	9	0	2	Alexander Urbom	5	1	0	1	9	1	0	0
Adam Larsson	65	2	16	18	20	7	-	0	Brad Mills	27	0	1	1	32	10	-	0
Mark Fayne	82	4	13	17	26	4	0	1	Cam Janssen	48	0	1	1	75	8	-	0
Andy Greene	56	1	15	16	16	3	0	0	Stephane Veilleux	1	0	0	0	0	E	0	0
Kurtis Foster	28	3	9	12	23	9	-	0	Mark Fraser	4	0	0	0	14	2	-	0
Anton Volchenkov	72	2	9	11	34	3	0	1	Vladimir Zharkov	4	0	0	0	0	2	-	0
Jacob Josefson	41	2	7	9	6	10	0	0	Rod Pelley	7	0	0	0	7	E	0	0
Bryce Salvador	82	0	9	9	66	18	0	0	Steve Zalewski	7	0	0	0	0	2	-	0
Ryan Carter	65	4	4	8	84	12	-	0	Tim Sestito	18	0	0	0	7	5	-	0
Marek Zidlicky	22	2	6	8	10	E	2	1	Johan Hedberg	27	0	0	0	2	-	0	0
Nick Palmieri	29	4	3	7	12	7	-	0	Eric Boulton	51	0	0	0	115	12	-	0
Matt Taormina	30	1	6	7	4	6	0	0									

GOALTENDERS

	GP	MIN	GA	EN	SO	AVG	W	L	OT	SA	SAV%
Johan Hedberg	27	1591	59	3	4	2.23	17	7	2	718	.918
Martin Brodeur	59	3392	136	7	3	2.41	31	21	4	1472	.908

RESULTS

GM#	Date	Opponent	Score	GF-GA	Record	GM#	Date	Opponent	Score	GF-GA	Record
1	10/8	Philadelphia	0-3	0-3	0-1-0	42	1/10	@Calgary	3-6	117-123	23-17-2
2	10/10	Carolina	4-2	4-5	1-1-0	43	1/11	@Edmonton	2-1*	119-124	24-17-2
3	10/13	Los Angeles	2-1 <sup>A</sup>	6-6	2-1-0	44	1/14	@Winnipeg	2-1	121-125	25-17-2
4	10/15	@Nashville	3-2 <sup>A</sup>	9-8	3-1-0	45	1/17	Winnipeg	5-1	126-126	26-17-2
5	10/21	San Jose	3-4 <sup>A</sup>	12-12	3-1-1	46	1/19	Boston	1-4	127-130	26-18-2
6	10/22	@Pittsburgh	1-4	13-16	3-2-1	47	1/21	Philadelphia	1-4	128-134	26-19-2
7	10/25	@Los Angeles	3-0	16-16	4-2-1	48	1/24	Buffalo	1-2 <sup>A</sup>	129-136	26-19-3
8	10/27	@Phoenix	3-5	19-21	4-3-1	49	1/31	NY Rangers	4-3 <sup>A</sup>	133-139	27-19-3
9	10/29	@Dallas	1-3	20-24	4-4-1	50	2/2	Montreal	5-3	138-142	28-19-3
10	11/2	Toronto	3-5	23-29	4-5-1	51	2/4	@Philadelphia	6-4	144-146	29-19-3
11	11/3	@Philadelphia	4-3 <sup>A</sup>	27-32	5-5-1	52	2/5	Pittsburgh	5-2	149-148	30-19-3
12	11/5	Winnipeg	3-2*	30-34	6-5-1	53	2/7	@NY Rangers	1-0	150-148	31-19-3
13	11/8	Carolina	3-2	33-36	7-5-1	54	2/9	St. Louis	3-4 <sup>A</sup>	153-152	31-19-4
14	11/11	Washington	1-3	34-39	7-6-1	55	2/11	Florida	1-3	154-155	31-20-4
15	11/12	@Washington	3-2 <sup>A</sup>	37-41	8-6-1	56	2/14	@Buffalo	4-1	158-156	32-20-4
16	11/15	@Boston	3-4	40-45	8-7-1	57	2/17	Anaheim	3-2 <sup>A</sup>	161-158	33-20-4
17	11/16	@Buffalo	5-3	45-48	9-7-1	58	2/19	@Montreal	3-1	164-159	34-20-4
18	11/19	@Tampa Bay	4-2	49-50	10-7-1	59	2/21	@Toronto	4-3*	168-162	35-20-4
19	11/21	@Florida	3-4	52-54	10-8-1	60	2/24	Vancouver	1-2	169-164	35-21-4
20	11/23	Columbus	2-1 <sup>A</sup>	54-55	11-8-1	61	2/26	Tampa Bay	3-4	172-168	35-22-4
21	11/25	@NY Islanders	1-0	55-55	12-8-1	62	2/27	@NY Rangers	0-2	172-170	35-23-4
22	11/26	NY Islanders	2-3	57-58	12-9-1	63	3/1	@Boston	3-4*	175-174	35-23-5
23	11/30	@Colorado	1-6	58-64	12-10-1	64	3/2	@Washington	5-0	180-174	36-23-5
24	12/2	@Minnesota	2-4	60-68	12-11-1	65	3/4	@NY Islanders	0-1	180-175	36-24-5
25	12/3	@Winnipeg	2-4	62-72	12-12-1	66	3/6	NY Rangers	4-1	184-176	37-24-5
26	12/6	@Toronto	3-2*	65-74	13-12-1	67	3/8	NY Islanders	5-1	189-177	38-24-5
27	12/8	Ottawa	5-4 <sup>A</sup>	70-78	14-12-1	68	3/10	@NY Islanders	2-1	191-178	39-24-5
28	12/10	Montreal	1-2	71-80	14-13-1	69	3/11	Philadelphia	4-1	195-179	40-24-5
29	12/12	@Tampa Bay	5-4	76-84	15-13-1	70	3/13	@Philadelphia	0-3	195-182	40-25-5
30	12/13	@Florida	3-2 <sup>A</sup>	79-86	16-13-1	71	3/15	Colorado	1-0 <sup>A</sup>	196-182	41-25-5
31	12/16	Dallas	6-3	85-89	17-13-1	72	3/17	Pittsburgh	2-5	198-187	41-26-5
32	12/17	@Montreal	5-3	90-92	18-13-1	73	3/19	@NY Rangers	2-4	200-191	41-27-5
33	12/20	NY Rangers	1-4	91-96	18-14-1	74	3/20	@Ottawa	1-0	201-191	42-27-5
34	12/23	Washington	4-3 <sup>A</sup>	95-99	19-14-1	75	3/23	Toronto	3-4 <sup>A</sup>	204-195	42-27-6
35	12/26	@Carolina	2-4	97-103	19-15-1	76	3/25	@Pittsburgh	2-5	206-200	42-28-6
36	12/28	Buffalo	3-1	100-104	20-15-1	77	3/27	Chicago	2-1 <sup>A</sup>	208-201	43-28-6
37	12/31	Pittsburgh	3-1	103-105	21-15-1	78	3/29	Tampa Bay	6-4	214-205	44-28-6
38	1/2	@Ottawa	2-3*	105-108	21-15-2	79	3/31	@Carolina	5-0	219-205	45-28-6
39	1/4	Boston	1-6	106-114	21-16-2	80	4/3	NY Islanders	3-1	222-206	46-28-6
40	1/6	Florida	5-2	111-116	22-16-2	81	4/5	@Detroit	2-1	224-207	47-28-6
41	1/7	@Pittsburgh	3-1	114-117	23-16-2	82	4/7	Ottawa	4-2	228-209	48-28-6

\* Denotes overtime  
<sup>A</sup> Denotes shootout

(19-19-10, 48 Pts., 5th Place, Atlantic Division)

SCORING

Player	GP	G	A	PTS	PIM	+/-	PP	GW	Player	GP	G	A	PTS	PIM	+/-	PP	GW
Patrik Elias	48	14	22	36	22	5	5	0	Henrik Tallinder	25	1	3	4	10	E	0	0
Ilya Kovalchuk	37	11	20	31	18	6	-	2	Stefan Matteau	17	1	2	3	6	1	-	0
David Clarkson	48	15	9	24	78	6	-	5	Jacob Josefson	22	1	2	3	2	10	-	0
Travis Zajac	48	7	13	20	22	5	-	1	Martin Brodeur	29	1	2	3	0	-	1	0
Marek Zidlicky	48	4	15	19	38	12	-	0	Bobby Butler	14	1	1	2	0	6	-	1
Adam Henrique	42	11	5	16	16	3	-	2	Bryce Salvador	39	0	2	2	22	12	-	0
Andy Greene	48	4	12	16	20	12	-	2	Tom Kostopoulos	15	1	0	1	18	E	0	0
Steve Bernier	47	8	7	15	17	7	-	2	Matt Anderson	2	0	1	1	0	1	0	0
Ryan Carter	44	6	9	15	31	2	-	0	Mattias Tedenby	4	0	1	1	2	E	0	0
Stephen Gionta	48	4	10	14	14	2	-	0	Johan Hedberg	19	0	1	1	4	-	0	0
Andrei Loktionov	28	8	4	12	4	2	-	1	Eric Gelinas	1	0	0	0	0	1	-	0
Dainiuis Zubrus	22	2	7	9	12	3	-	0	Alexander Urbom	1	0	0	0	0	1	-	0
Alexei Ponikarovsky	30	2	5	7	8	1	-	0	Jeff Frazee	1	0	0	0	0	-	0	0
Mark Fayne	31	1	5	6	16	6	0	0	Keith Kinkaid	1	0	0	0	0	-	0	0
Adam Larsson	37	0	6	6	12	4	0	0	Cam Janssen	4	0	0	0	2	1	-	0
Steve Sullivan	9	2	3	5	4	4	-	2	Harri Pesonen	4	0	0	0	2	1	-	0
Peter Harrold	23	2	3	5	6	8	-	1	Tim Sestito	6	0	0	0	2	1	0	0
Anton Volchenkov	37	1	4	5	37	1	-	0	Krys Barch	22	0	0	0	44	1	0	0
Matt D'Agostini	13	2	2	4	6	1	-	0									

GOALTENDERS

	GP	MIN	GA	EN	SO	AVG	W	L	OT	SA	SAV%
Jeff Frazee	1	19	0	1	0	0.00	0	0	0	3	1.000
Martin Brodeur	29	1757	65	2	2	2.22	13	9	7	654	.901
Keith Kinkaid	1	26	1	1	0	2.31	0	0	0	13	.923
Johan Hedberg	19	1108	51	1	1	2.76	6	1			



**DEVILS' ALL-STAR GAME REPRESENTATIVES**

YEAR	HOST SITE	PLAYER	G (MINS)	A (GA)	PTS (GAA)	PIM (RESULT)
1983	NY Islanders	Hector Marini	0	1	1	0
1984	New Jersey	Joe Cirella	1	1	2	0
		Glenn Resch	31	3	5.81	W
1985	Calgary	Kirk Muller	0	1	1	0
		Phil Russell	0	0	0	2
1986	Hartford	Kirk Muller	0	0	0	0
1987	Quebec	Kirk Muller (1)	0	0	0	0
	(Rendez-Vous)	Kirk Muller (2)	0	0	0	2
1988	St. Louis	Kirk Muller	0	0	0	0
1989	Edmonton	Sean Burke*	30	3	6.00	-
		John MacLean	0	0	0	0
1990	Pittsburgh	Kirk Muller	2	1	3	0
1991	Chicago	John MacLean	1	0	1	0
1992	Philadelphia	Scott Stevens	1	0	1	0
1993	Montreal	Craig Billington	20	4	12.00	-
		Scott Stevens	0	2	2	0
1994	NY Rangers	Scott Stevens	1	1	2	0
1996	Boston	Martin Brodeur*	20	0	0.00	-
		Scott Stevens*	0	0	0	0
1997	San Jose	Martin Brodeur	20	4	12.00	W
		Scott Stevens	0	2	2	0
1998	Vancouver	Martin Brodeur	20	2	6.00	W
		Bobby Holik	0	0	0	0
		Scott Niedermayer	1	0	1	0
		Scott Stevens	0	0	0	0
1999	Tampa Bay	Martin Brodeur*	20	1	3.00	-
		Bobby Holik	0	1	1	0
		Scott Stevens	0	0	0	0
2000	Toronto	Martin Brodeur	20	2	6.00	L
		Patrik Elias	0	2	2	0
		Scott Gomez	0	0	0	0
		Scott Stevens	0	0	0	0
2001	Colorado	Martin Brodeur	20	5	15.00	W
		Scott Niedermayer	0	0	0	0
		Scott Stevens	0	2	2	0
2002	Los Angeles	Patrik Elias	0	1	1	0
		Brian Rafalski		Injured, did not play		
2003	Florida	Martin Brodeur	20	1	3.00	-
		Scott Stevens	0	0	0	0
2004	Minnesota	Martin Brodeur*	20	1	3.00	-
		Scott Niedermayer (C)	0	1	1	0
		Brian Rafalski	0	0	0	0
		Scott Stevens* (C)		Injured, did not play		
	YoungStars	Paul Martin	0	1	1	0
2006	Olympics	No game				
2007	Dallas	Martin Brodeur	20	6	18.00	-
		Brian Rafalski	0	2	2	0
	YoungStars	Zach Parise	2	4	6	0
2008	Atlanta	Martin Brodeur*		Unable to participate		
	YoungStars	David Clarkson	1	0	1	0
2009	Montreal	Zach Parise	1	0	1	0
2010	Olympics	No game				
2011	Carolina	Patrik Elias	1	1	2	0
2012	Ottawa	None				
	YoungStars	Adam Henrique		Injured, did not play		
		Adam Larsson		Injured, did not play		
2014	Olympics	No game				

\*Indicates starter as selected by the fans.

**CURRENT DEVILS IN ALL-STAR GAME**

PATRIK ELIAS		TEAM	GP	G	A	PTS	PIM
YEAR							
2000		World (NJ)	1	0	2	2	0
2002		World (NJ)	1	0	1	1	0
2011		Team Staal (NJ)	1	1	1	2	0
Totals			3	1	4	5	0
<b>MARTIN HAVLAT</b>							
YEAR							
2007		Western Conference (Chi.)	1	2	1	3	0
2011		Team Lidstrom (Min.)	1	0	3	3	0
Totals			2	2	4	6	0
<b>JAROMIR JAGR</b>							
YEAR							
1992		Wales Conference (Pit.)*	1	0	1	1	0
1993		Wales Conference (Pit.)*	1	1	1	2	0
1994		Eastern Conference (Pit.)*		Injured, did not play			
1996		Eastern Conference (Pit.)*	1	1	0	1	0
1997		Eastern Conference (Pit.)*		Injured, did not play			
1998		World (Pit.)*	1	1	0	1	0
1999		World (Pit.)*	1	0	1	1	0
2000		World (Pit.)*	1	1	1	2	0
2001		World (Pit.)*		Injured, did not play			
2002		World (Wsh.)*	1	0	0	0	0
2003		Eastern Conference (Wsh.)*	1	0	3	3	0
2004		Eastern Conference (NYR)	1	0	1	1	0
Totals			9	4	8	12	0

\*Indicates starter as selected by the fans.

**CURRENT DEVILS IN YOUNGSTARS GAME**

MARTIN HAVLAT		TEAM	GP	G	A	PTS	PIM
YEAR							
2002		Team Fox (Ott.)		Injured, did not play			
<b>ADAM HENRIQUE</b>							
YEAR							
2012		(NJ)		Injured, did not play			
<b>ADAM LARSSON</b>							
YEAR							
2012		(NJ)		Injured, did not play			
<b>TUOMO RUUTU</b>							
YEAR							
2004		Western Conference (Chi.)	1	0	1	1	0
<b>MICHAEL RYDER</b>							
YEAR							
2004		Eastern Conference (Mtl.)	1	0	1	1	0

**ALL-TIME GOALTENDING**

GOALTENDERS	GP	W	L	O/T	MINS	GA	SO	GAA
Jeff Frazee	1	0	0	0	20	0	0	0.00
Corey Schwab	24	7	6	2	1132	29	2	1.54
John Vanbiesbrouck	9	6	3	0	540	16	1	1.78
Richard Schulmistra	1	0	1	0	62	2	0	1.94
Cory Schneider	45	16	15	12	2680	88	3	1.97
Yann Danis	12	3	2	1	467	16	0	2.06
Martin Brodeur	1259	688	394	154	74083	2764	124*	2.24
Keith Kinkaid	1	0	0	0	26	1	0	2.33
Johan Hedberg	80	38	29	7	4416	178	8	2.42
Mike Dunham	41	13	12	4	1786	72	3*	2.42
J.F. Dampousse	6	1	3	0	295	12	0	2.44
Scott Clemmensen	65	32	19	5	3546	150	4	2.54
Kevin Weekes	25	9	7	1	1138	49	0	2.58
Peter Sidorkiewicz	4	0	3	0	150	7	0	2.90
Mike McKenna	2	0	1	0	118	6	0	3.05
Chris Terreri	302	118	118	34	16561	847	7	3.07
Sean Burke	162	62	66	23	9061	552	4	3.66
Bob Sauve	49	14	21	4	2525	163	0	3.87
Craig Billington	111	43	46	8	5907	392	4	3.98
Glenn Resch	198	49	113	20	10953	752	1*	4.12
Ron Low	81	16	43	9	4153	287	1*	4.15
Sam St. Laurent	4	2	1	0	188	13	1	4.15
Alain Chevier	140	53	64	7	7370	518	1	4.22
Chad Erickson	2	1	1	0	120	9	0	4.50
Kirk McLean	6	2	1	0	271	21	0	4.65
Hannu Kampuri	13	1	10	1	635	54	0	5.10
Lindsay Middlebrook	9	0	6	1	412	37	0	5.39
Jeff Reese	3	0	2	0	139	13	0	5.61
Roland Melanson	1	0	0	0	20	2	0	6.00
Shawn MacKenzie	4	0	1	0	130	15	0	6.92
Karl Friesen	4	0	2	1	130	16	0	7.38

\*Low & Resch shared shutout, 12/4/83; Brodeur & Dunham shared shutout, 11/9/96.

- 11/12/83: Cgy. 4 @ DEVILS 3 (Nilsson, 2:36 PPG)  
Goaltenders: LOW/Edwards
- 12/23/83: Pit. 6 @ DEVILS 5 (Carlyle, 2:12)  
Goaltenders: RESCH/Romano
- 12/27/83: STL 5 @ DEVILS 4 (B. Sutter, 1:25)  
Goaltenders: RESCH/Heinz
- 12/28/84: DEVILS 4 @ NYR 4 (Ruotsalainen, 4:47)  
Goaltenders: RESCH/Hanlon
- 1/20/84: STL 4 @ DEVILS 3 (Mullen, 1:22)  
Goaltenders: RESCH/Liut
- 2/16/84: Hfd. 5 @ DEVILS 6 (LUDVIG, 4:54)  
Goaltenders: RESCH/Staniowski
- 2/19/84: NYI 5 @ DEVILS 4 (Tonelli, 3:40)  
Goaltenders: RESCH/Melanson
- 3/10/84: DEVILS 5 @ STL 6 (Ramage, 3:09 PPG)  
Goaltenders: RESCH/Liut
- 3/12/84: NYI 5 @ NYL 5 (Hartsburg, 3:35)  
Goaltenders: RESCH/Melanson
- 1/6/85: DEVILS 4 @ NYR 5 (Sandstrom, 1:14)  
Goaltenders: RESCH/Hanlon
- 11/01/85: DEVILS 3 @ NYR 2 (PRESTON, 3:41)  
Goaltenders: CHEVRIER/Keisinger
- 10/17/85: Hfd. 4 @ DEVILS 3 (Dineen, 1:49)  
Goaltenders: RESCH/Weeks
- 11/2/85: NYR 5 @ DEVILS 6 (BRIDGMAN, 0:50)  
Goaltenders: CHEVRIER/Vanbiesbroeck
- 1/15/86: DEVILS 4 @ Det. 3 (HIGGINS, 1:23)  
Goaltenders: CHEVRIER/Mio
- 1/24/86: DEVILS 6 @ Edm. 7 (Gretzky, 1:29)  
Goaltenders: BILLINGTON/Fuhr
- 2/2/86: NYI 3 @ DEVILS 2 (Bossy, 3:28)  
Goaltenders: RESCH/Smith
- 2/20/86: Que. 2 @ DEVILS 4 (PRESTON, 4:56)  
Goaltenders: RESCH/Gosselin
- 18/10/30/86: NYI 6 @ DEVILS 7 (BROTEN, 4:22)  
Goaltenders: CHEVRIER/Hudey
- 1/27/86: NYI 5 @ NYL 3 (GULLIMAN, 0:35)  
Goaltenders: CHEVRIER/Wregget
- 2/8/87: Pit. 2 @ DEVILS 1 (Kontos, 2:12)  
Goaltenders: CHEVRIER/Melochie
- 3/14/87: DEVILS 6 @ NYI 7 (LaFontaine, 1:01)  
Goaltenders: BURKE/Keane
- 3/18/87: DEVILS 3 @ Wpg. 4 (Mullen, 0:40)  
Goaltenders: CHEVRIER/Berthiaume
- 3/21/87: DEVILS 7 @ STL 6 (VERBEEK, 3:12)  
Goaltenders: CHEVRIER/Millen
- 4/1/87: Wsh. 6 @ DEVILS 6 (Franceschetti, 0:12)  
Goaltenders: BILLINGTON/Mason
- 25/10/17/87: DEVILS 3 @ Hfd. 4 (Turgeon, 3:59)  
Goaltenders: CHEVRIER/Weeks
- 1/25/87: DEVILS 8 @ Wpg. 7 (A. BROTEN, 0:13)  
Goaltenders: CHEVRIER/Fuhr
- 1/21/88: Det. 3 @ DEVILS 2 (Ashton, 3:37)  
Goaltenders: SAUVE/St. Laurent
- 1/29/88: Chi. 2 @ DEVILS 3 (WOLANIN, 4:43)  
Goaltenders: SAUVE/Mason
- 3/30/88: DEVILS 5 @ Bos. 6 (BRICKLEY, 0:47)  
Goaltenders: BURKE/Keans
- 4/3/88: DEVILS 4 @ Chi. 3 (MacLEAN, 2:21)  
Goaltenders: BURKE/Pang
- 31/11/88: Edm. 3 @ DEVILS 2 (Anderson, 4:46)  
Goaltenders: BURKE/Fuhr
- 1/20/89: DEVILS 6 @ Wsh. 5 (MULLER, 4:25)  
Goaltenders: BURKE/Malarchuk
- 3/21/89: DEVILS 2 @ Wpg. 3 (Ellett, 2:43)  
Goaltenders: BURKE/Essensa
- 3/11/89: DEVILS 2 @ NYI 3 (LaFontaine, 1:04)  
Goaltenders: BURKE/Hackett
- 3/29/89: NYI 5 @ DEVILS 4 (Kerr, 0:27 PPG)  
Goaltenders: BILLINGTON/Hackett
- 10/13/89: Mtl. 4 @ DEVILS 3 (Lebeau, 2:50)  
Goaltenders: TERRERI/Hayward
- 3/11/89: Min. 2 @ DEVILS 1 (Donatelli, 1:35)  
Goaltenders: BURKE/Casey
- 3/11/89: NYR 2 @ DEVILS 5 (MULLER, 3:37)  
Goaltenders: BURKE/Vanbiesbroeck
- 11/28/89: NYI 2 @ DEVILS 3 (MacLEAN, 3:30)  
Goaltenders: BURKE/Fitzpatrick
- 40/12/19/89: DEVILS 4 @ NYI 5 (Don Maloney, 3:18)  
Goaltenders: TERRERI/Healy
- 41/11/89: DEVILS 2 @ NYL 2 (MULLER, 1:18)  
Goaltenders: BURKE/Wregget
- 2/19/90: DEVILS 3 @ NYR 4 (Mullen, 4:47)  
Goaltenders: BURKE/Vanbiesbroeck
- 11/21/91: Edm. 5 @ DEVILS 4 (S. Smith, 0:56)  
Goaltenders: TERRERI/Ranford
- 4/27/91: Hfd. 3 @ DEVILS 4 (BROWN, 2:47)  
Goaltenders: BURKE/Sidorkiewicz
- 45/11/4/91: DEVILS 2 @ Mtl. 3 (Keane, 0:38)  
Goaltenders: TERRERI/Rov
- 46/11/20/91: Wsh. 5 @ DEVILS 6 (RICHER, 1:41)  
Goaltenders: BILLINGTON/Beaupre
- 2/18/92: Phi. 3 @ DEVILS 4 (FETISOV, 1:42)  
Goaltenders: BURKER/Hextall
- 40/28/92: NYI 3 @ NYL 2 (Thomas, 3:48)  
Goaltenders: TERRERI/Healy
- 3/7/92: DEVILS 2 @ Wsh. 3 (D. Hunter, 2:49)  
Goaltenders: TERRERI/Beaupre
- 4/12/92: Wsh. 4 @ DEVILS 3 (Bondra, 2:15)  
Goaltenders: TERRERI/Hrnak
- 51/10/22/92: DEVILS 6 @ Chi. 5 (RICHER, 0:49)  
Goaltenders: TERRERI/Belfour
- 52/10/28/92: DEVILS 4 @ Hfd. 3 (McKAY, 0:48)  
Goaltenders: BILLINGTON/Pietrangolo
- 53/11/14/92: DEVILS 4 @ Wsh. 3 (HOLIK, 2:09)  
Goaltenders: BILLINGTON/Beaupre
- 54/12/24/92: DEVILS 2 @ NYR 4 (RICHER, 1:33)  
Goaltenders: BILLINGTON/Vanbiesbroeck
- 55/11/20/93: Det. 4 @ DEVILS 3 (Kozlov, 0:29)  
Goaltenders: TERRERI/Chevelade
- 56/3/3/94: DEVILS 5 @ MacLEAN, 3:04)  
Goaltenders: TERRERI/Puppa
- 57/1/26/95: DEVILS 0 @ Bos. 1 (Oates, 3:43)  
Goaltenders: TERRERI/Lacher
- 58/3/19/95: Bos. 3 @ DET. 3 (RICHER, 1:36)  
Goaltenders: TERRERI/Lacher
- 4/22/95: Phi. 4 @ DEVILS 3 (LeClair, 0:54)  
Goaltenders: BRODEUR/Roussel
- 60/11/29/95: Col. 3 @ DEVILS 4 (RICHER, 0:57)  
Goaltenders: BRODEUR/Thibault
- 61/12/19/95: Phi. 4 @ DEVILS 5 (GUERIN, 2:13 PPG)  
Goaltenders: BRODEUR/Hextall
- 62/1/30/96: DEVILS 3 @ Van. 2 (THOMAS, 3:46)  
Goaltenders: BRODEUR/Hirsch
- 63/2/3/96: DEVILS 3 @ OTT. 3 (McKAY, 0:41)  
Goaltenders: BRODEUR/Rhodes
- 64/3/9/96: DEVILS 4 @ Pit. 3 (THOMAS, 0:21)  
Goaltenders: BRODEUR/Barrosso
- 65/3/10/96: DEVILS 3 @ Phi. 2 (GUERIN, 3:45 PPG)  
Goaltenders: BRODEUR/Snow
- 66/3/23/96: DEVILS 3 @ NYI 2 (THOMAS, 3:38)  
Goaltenders: BRODEUR/Fichaud
- 67/11/12/96: Wsh. 2 @ DEVILS 3 (NIEDERMAYER, 3:04)  
Goaltenders: BRODEUR/Carey
- 68/11/28/96: DEVILS 3 @ Phx. 4 (Ktchuk, 4:08)  
Goaltenders: BRODEUR/Khabibulin
- 69/12/7/96: Phx. 4 @ DEVILS 3 (Shannon, 2:03)  
Goaltenders: BRODEUR/Wakulak
- 70/10/23/97: Mtl. 1 @ DEVILS 2 (SYKORA, 4:43 PPG)  
Goaltenders: BRODEUR/Moog
- 71/11/22/97: Fla. 2 @ DEVILS 1 (Jovanovski, 4:08)  
Goaltenders: DUNHAM/Vanbiesbroeck
- 72/1/1/98: DEVILS 1 @ Phi. 2 (R. Niedermayer, 1:53 PPG)  
Goaltender: SHULMISTRA/Vanbiesbroeck
- 73/1/5/98: Dal. 4 @ DEVILS 3 (Lehtinen, 0:34)  
Goaltender: BRODEUR/Belfour
- 74/4/15/98: Buf. 4 @ DEVILS 5 (STEVENS, 4:38)  
Goaltenders: DUNHAM/Shields
- 75/11/19/98: Car. 2 @ DEVILS 3 (PANDOLFO, 3:37)  
Goaltenders: BRODEUR/rbe
- 76/12/10/98: DEVILS 5 @ Phi. 4 (ANDREYCHUK, 1:18)  
Goaltenders: BRODEUR/Hextall
- 77/1/30/99: Nsh. 3 @ DEVILS 2 (Bordelleau, 2:43)  
Goaltenders: BRODEUR/Dunham
- 78/4/16/99: Phi. 2 @ DEVILS 3 (HOLIK, 3:27)  
Goaltenders: TERRERI/Vanbiesbroeck
- 79/10/22/99: DEVILS 1 @ Dal. 2 (Zubov, 0:32)  
Goaltenders: BRODEUR/Belfour
- 80/11/28/99: DEVILS 3 @ SJ 4 (Marleau, 4:54)  
Goaltenders: BRODEUR/Shields
- 81/12/29/99: Bos. 4 @ DEVILS 5 (ELIAS, 0:19)  
Goaltenders: BURKE/Keane
- 82/1/3/00: DEVILS 4 @ Ott. 3 (MORRISON, 2:52)  
Goaltenders: BRODEUR/Laimie
- 83/1/14/00: Wsh. 3 @ DEVILS 2 (Oates, 4:37)  
Goaltenders: BRODEUR/Kolzig
- 1/28/00: DEVILS 3 @ Car. 4 (O'Neil, 0:16)  
Goaltenders: TERRERI/Boe
- 85/2/24/00: DEVILS 2 @ Mtl. 3 (Brunet, 0:58 PPG)  
Goaltenders: BRODEUR/Hackett
- 86/4/8/00: Fla. 1 @ DEVILS 2 (ARNOTT, 0:47)  
Goaltenders: BRODEUR/Vernon
- 87/10/30/00: Fla. 5 @ DEVILS 6 (HOLIK, 1:55)  
Goaltenders: BRODEUR/Kidd
- 88/11/16/00: DEVILS 3 @ Bos. 2 (GOMEZ, 4:58)  
Goaltenders: BRODEUR/Datoo
- 89/2/6/01: DEVILS 2 @ DET. 3 (ELIAS, 4:20)  
Goaltenders: BRODEUR/rbe
- 90/1/25/01: DEVILS 3 @ STL 4 (Turgeon, 3:17)  
Goaltenders: BRODEUR/Turek
- 91/1/27/01: DEVILS 3 @ Bos. 4 (Samsonov, 1:14)  
Goaltenders: BRODEUR/Rask
- 92/2/10/01: DEVILS 4 @ Pit. 5 (Kovalev, 0:18)  
Goaltenders: BRODEUR/Parent
- 93/3/6/01: Ott. 2 @ DEVILS 3 (ELIAS, 0:28)  
Goaltenders: BRODEUR/Laimie
- 94/3/17/01: DEVILS 6 @ DET. 3 (ELIAS, 4:51)  
Goaltenders: BRODEUR/Salo
- 95/10/17/01: DEVILS 3 @ NYR 4 (Fleury, 1:20 PPG)  
Goaltenders: BRODEUR/Richter
- 96/10/30/01: Devl. 5 @ Bos. 3 (NIEDERMAYER, 0:52)  
Goaltenders: BRODEUR/Rask
- 97/11/9/01: Tor. 2 @ DEVILS 3 (ELIAS, 3:26 PPG)  
Goaltenders: BRODEUR/Joseph
- 98/11/15/01: NYI 4 @ Bos. 5 (Thornton, 1:45)  
Goaltenders: BRODEUR/Datoo
- 99/12/12/01: NYI 2 @ DEVILS 1 (NIEDERMAYER, 1:25 PPG)  
Goaltenders: BRODEUR/Osgood
- 100/11/15/02: TB 5 @ DEVILS 4 (Ciger, 1:25)  
Goaltenders: BRODEUR/Khabibulin
- 101/2/9/02: DEVILS 2 @ Pit. 1 (RAFALSKI, 4:51)  
Goaltenders: BRODEUR/Hedberg
- 102/3/17/02: Van. 3 @ DEVILS 2 (Ohlund, 3:04 PPG)  
Goaltenders: BRODEUR/Skvara
- 103/4/17/02: Bos. 2 @ DEVILS 3 (NIEDERMAYER, 3:17)  
Goaltenders: BRODEUR/Graham
- 104/4/13/02: DEVILS 4 @ Wsh. 3 (NIEDERMAYER, 1:53)  
Goaltenders: VANBIESBROUCK/Charpentier
- 105/10/18/02: Nsh. 2 @ DEVILS 3 (ELIAS, 1:16)  
Goaltenders: BRODEUR/Dunham
- 106/11/12/02: Ana. 2 @ DEVILS 3 (LANGENBRUNNER, 3:04)  
Goaltenders: BRODEUR/Giguere
- 107/11/19/02: Buf. 3 @ DEVILS 4 (NIEDERMAYER, 1:23)  
Goaltenders: BRODEUR/Miller
- 108/11/27/02: DEVILS 2 @ Det. 3 (Draper, 1:55)  
Goaltenders: BRODEUR/Joseph
- 109/11/30/02: DEVILS 5 @ STL 4 (FRIESEN, 4:48)  
Goaltenders: BRODEUR/Brathwaite
- 112/02/02: DEVILS 1 @ Phi. 0 (GIONTA, 2:51)  
Goaltenders: BRODEUR/Cechmanek
- 111/12/4/02: Van. 3 @ DEVILS 2 (Bertuzzi, 0:56)  
Goaltenders: BRODEUR/Cloutier
- 112/12/14/02: DEVILS 3 @ Ott. 4 (Fisher, 3:10)  
Goaltenders: BRODEUR/Laimie
- 113/2/10/02: Wsh. 2 @ DEVILS 2 (NIEDERMAYER, 4:10 PPG)  
Goaltenders: BRODEUR/Kolzig
- 114/1/22/03: DEVILS 5 @ SJ 4 (NIEUWENDYK, 4:32)  
Goaltenders: BRODEUR/Kiprusoff
- 115/2/5/03: DEVILS 3 @ Phi. 2 (Palfy, 3:50)  
Goaltenders: BRODEUR/Fuhr
- 116/3/1/03: Wsh. 1 @ DEVILS 2 (STEVENS, 2:54)  
Goaltenders: BRODEUR/Kolzig
- 117/3/5/03: DEVILS 4 @ Cgy. 5 (Gélinas, 1:54)  
Goaltenders: SCHWAB/Turek
- 118/3/11/03: Pit. 1 @ DEVILS 3 (Gaberle, 2:44)  
Goaltenders: BRODEUR/Belfour
- 119/11/5/03: SJ 2 @ DEVILS 3 (LANGENBRUNNER, 4:17)  
Goaltenders: BRODEUR/Nabokov
- 120/2/12/03: Pit. 1 @ DEVILS 2 (ELIAS, 0:39)  
Goaltenders: BRODEUR/Fuhr
- 121/12/10/03: NYI 0 @ DEVILS 1 (ELIAS, 2:09)  
Goaltenders: BRODEUR/Snow
- 122/12/26/03: NYI 4 @ DEVILS 3 (Parrish, 1:25)  
Goaltenders: BRODEUR/Snow
- 123/1/5/04: Edm. 2 @ DEVILS 3 (ELIAS, 0:41)  
Goaltenders: BRODEUR/Salo
- 124/1/17/04: Wsh. 1 @ DEVILS 2 (ELIAS, 2:17)  
Goaltenders: SCHWAB/Kolzig
- 125/2/15/04: LA 2 @ DEVILS 3 (MARTIN, 3:53)  
Goaltenders: BRODEUR/Graham
- 126/3/5/04: DEVILS 2 @ TB 3 (Andreychuk, 2:17)  
Goaltenders: BRODEUR/Khabibulin
- 127/3/23/04: DEVILS 4 @ Fla. 3 (NIEDERMAYER, 3:55)  
Goaltenders: BRODEUR/Luongo
- 128/10/8/05: NYR 2 @ DEVILS 3 (RAFALSKI, 3:17)  
Goaltenders: BRODEUR/Lundqvist
- 129/11/1/05: Pit. 4 @ DEVILS 3 (Gönczar, 1:01)  
Goaltenders: CLEMENSEN/Caron
- 130/1/21/05: DEVILS 2 @ DET. 3 (Berard, 4:46)  
Goaltenders: BRODEUR/Denis
- 131/12/15/05: Atl. 3 @ DEVILS 2 (Savard, 4:55 PPG)  
Goaltenders: BRODEUR/Garnett
- 132/1/26/06: DEVILS 0 @ TB 1 (Fedotenko, 2:22)  
Goaltenders: BRODEUR/Graham
- 133/2/9/06: DEVILS 3 @ Bos. 2 (GIONTA, 2:10)  
Goaltenders: BRODEUR/Thomas
- 134/3/23/06: DEVILS 5 @ Atl. 6 (Bondra, 1:03)  
Goaltenders: BRODEUR/Lehtonen
- 135/4/2/06: DEVILS 3 @ Pit. 2 (GIONTA, 2:22)  
Goaltenders: BRODEUR/Fuhr
- 136/4/11/06: DEVILS 4 @ Car. 3 (GIONTA, 2:28 PPG)  
Goaltenders: BRODEUR/Gerber
- 137/12/6/06: Mtl. 1 @ DEVILS 2 (ELIAS, 4:52 PPG)  
Goaltenders: BRODEUR/Aebischer
- 138/1/13/07: DEVILS 2 @ NYI 1 (GOMEZ, 3:40)  
Goaltenders: BRODEUR/DiPietro
- 139/2/1/07: DEVILS 6 @ Phi. 5 (LUKOWICH, 4:10)  
Goaltenders: BRODEUR/Nilty/ma
- 140/2/6/07: DEVILS 2 @ NYL 1 (Gagne, 1:47)  
Goaltenders: BRODEUR/Biron
- 141/10/20/07: DEVILS 3 @ NYI 4 (Guerin, 4:56 PPG)  
Goaltenders: WEEKES/DiPietro
- 142/12/5/07: Bos. 3 @ DEVILS 2 (ELIAS, 3:16)  
Goaltenders: BRODEUR/Rask
- 143/12/9/07: DEVILS 0 @ NYR 1 (Shanahan, 0:30)  
Goaltenders: BRODEUR/Lundqvist
- 144/12/23/07: DEVILS 1 @ Cgy. 0 (ELIAS, 0:25)  
Goaltenders: BRODEUR/Fuhr
- 145/2/4/08: Pit. 3 @ DEVILS 4 (PARISE, 0:37)  
Goaltenders: BRODEUR/Conklin
- 146/2/13/08: Ott. 2 @ DEVILS 3 (GIONTA, 2:14)  
Goaltenders: BRODEUR/Gerber
- 147/2/24/08: DEVILS 2 @ Wsh. 1 (MADDEN, 4:10)  
Goaltenders: BRODEUR/Johnson
- 148/2/26/08: DEVILS 1 @ Car. 2 (Samsonov, 1:36)  
Goaltenders: BRODEUR/Ward
- 149/3/7/08: TB 1 @ DEVILS 2 (ELIAS, 4:02)  
Goaltenders: BRODEUR/Ramo
- 150/4/1/08: Det. 2 @ NYI 1 (PARISE, 0:29)  
Goaltenders: BRODEUR/MacDonald
- 151/10/11/08: DEVILS 2 @ Pit. 1 (PARISE, 4:22)  
Goaltenders: BRODEUR/Fleury
- 152/10/25/08: DEVILS 2 @ Phi. 3 (Carter, 3:44)  
Goaltenders: BRODEUR/Biron
- 153/11/26/08: DEVILS 3 @ Fla. 2 (ODUYA, 4:04)  
Goaltenders: CLEMENSEN/Anderson
- 154/12/8/08: DEVILS 2 @ NYL 2 (ELIAS, 2:46)  
Goaltenders: CLEMENSEN/Biron
- 155/12/6/08: DEVILS 2 @ Mtl. 1 (PARISE, 0:31 PPG)  
Goaltenders: CLEMENSEN/Price
- 156/1/4/09: Ott. 3 @ DEVILS 4 (ROLSTON, 1:43 PPG)  
Goaltenders: CLEMENSEN/Price
- 157/1/29/09: DEVILS 4 @ Bos. 3 (LANGENBRUNNER, 1:11)  
Goaltenders: CLEMENSEN/Thomas
- 158/1/30/09: Pit. 3 @ DEVILS 4 (LANGENBRUNNER, 4:00)  
Goaltenders: CLEMENSEN/Fleury
- 159/3/3/09: Det. 2 @ NYL 2 (Miller, 4:48)  
Goaltenders: BRODEUR/Toskala
- 160/3/27/09: DEVILS 2 @ Chi. 3 (Seabrook, 3:36)  
Goaltenders: BRODEUR/Khabibulin
- 161/4/3/09: TB 4 @ DEVILS 5 (PARISE, 1:21)  
Goaltenders: BRODEUR/Ramo
- 162/1/9/10: DEVILS 2 @ Mtl. 1 (PARISE, 2:38)  
Goaltenders: BRODEUR/Halak
- 163/1/29/10: Tor. 4 @ DEVILS 5 (ZAJAC, 3:44 PPG)  
Goaltenders: BRODEUR/Toskala
- 164/2/10/10: Phi. 2 @ DEVILS 2 (Gagne, 3:27)  
Goaltenders: BRODEUR/Leighton
- 165/3/30/10: Bos. 1 @ DEVILS 0 (Bergeron, 4:41)  
Goaltenders: BRODEUR/Rask
- 166/10/8/10: Dal. 4 @ DEVILS 3 (Enrikson, 1:36)  
Goaltenders: BRODEUR/Lehtonen
- 167/10/13/10: DEVILS 1 @ Buf. 0 (KOVALCHUK, 0:53)  
Goaltenders: BRODEUR/Miller
- 168/11/12/10: Edm. 3 @ DEVILS 4 (KOVALCHUK, 3:27 PPG)  
Goaltenders: BRODEUR/Dubnyk
- 169/1/15/11: DEVILS 2 @ Fla. 3 (Kulikov, 3:36)  
Goaltenders: BRODEUR/Clemmensen
- 170/2/4/11: Fla. 4 @ DEVILS 3 (Olesz, 2:00)  
Goaltenders: HEDBERG/Vokun
- 171/2/8/11: Car. 2 @ DEVILS 3 (TEDENBY, 2:42)  
Goaltenders: HEDBERG/Ward
- 172/2/10/11: DEVILS 2 @ Tor. 1 (KOVALCHUK, 4:36)  
Goaltenders: HEDBERG/Reimer
- 173/3/4/11: Pit. 3 @ DEVILS 2 (KOVALCHUK, 4:35 PPG)  
Goaltenders: BRODEUR/Johnson
- 174/3/11/11: DEVILS 3 @ Atl. 2 (ZAJAC, 4:18 PPG)  
Goaltenders: BRODEUR/Pavelec
- 175/3/12/11: NYI 2 @ DEVILS 3 (SALMELA, 3:09)  
Goaltenders: BRODEUR/Montoya
- 176/11/5/11: Wpg. 2 @ DEVILS 3 (HENRIQUE, 1:28)  
Goaltenders: BRODEUR/Pavelec
- 177/12/6/11: DEVILS 3 @ Tor. 2 (CLARKSON, 2:40)  
Goaltenders: BRODEUR/Reimer
- 178/12/12: DEVILS 2 @ Ott. 3 (Alfredsson, 4:00 PPG)  
Goaltenders: BRODEUR/Anderson
- 179/1/11/12: DEVILS 2 @ Edm. 1 (PARISE, 1:06 PPG)  
Goaltenders: HEDBERG/Khabibulin
- 180/2/21/12: DEVILS 4 @ Tor. 3 (FAYNE, 1:18)  
Goaltenders: BRODEUR/Gustavsson
- 181/3/11/12: DEVILS 3 @ NYL 1 (Gagne, 2:59)  
Goaltenders: BRODEUR/Thomas
- 182/1/25/13: Wsh. 2 @ DEVILS 3 (KOVALCHUK, 4:39)  
Goaltenders: BRODEUR/Neuvirth
- 183/1/27/13: DEVILS 3 @ Mtl. 4 (Markov, 4:22 PPG)  
Goaltenders: BRODEUR/Price
- 184/1/31/13: NYI 5 @ DEVILS 4 (Boyes, 2:01 PPG)  
Goaltenders: BRODEUR/Nabokov
- 185/3/30/13: DEVILS 2 @ Fla. 3 (Kulikov, 1:43)  
Goaltenders: BRODEUR/Marksstrom
- 186/10/8/13: DEVILS 2 @ Van. 3 (Santorelli, 2:18)  
Goaltenders: SCHNEIDER/Luongo
- 187/11/20/13: DEVILS 4 @ Ana. 3 (ZAJAC, 1:58)  
Goaltenders: BRODEUR/Hiller
- 188/12/11/13: DEVILS 2 @ LA 1 (JAGR, 2:30)  
Goaltenders: SCHNEIDER/Scrivens
- 189/11/30/13: Buf. 0 @ DEVILS 1 (BERNIER, 4:19)  
Goaltenders: SCHNEIDER/Enroth
- 190/12/7/13: DEVILS 4 @ NYR 3 (GELINAS, 1:15 PPG)  
Goaltenders: BRODEUR/Lehtonen
- 191/12/20/13: Ana. 3 @ DEVILS 2 (Palmeri, 2:37)  
Goaltenders: SCHNEIDER/Hiller
- 192/12/21/13: DEVILS 5 @ Wsh. 4 (GREENE, 0:43)  
Goaltenders: BRODEUR/Hoty
- 193/1/7/14: Phi. 3 @ DEVILS 1 (S. Schenn, 1:50)  
Goaltenders: BRODEUR/Emery
- 194/1/11/14: Fla. 1 @ DEVILS 2 (ZIDLICKY, 4:57)  
Goaltenders: SCHNEIDER/Thomas
- 195/1/30/14: DEVILS 3 @ Dal. 2 (ELIAS, 0:40 PPG)  
Goaltenders: SCHNEIDER/Lehtonen
- 196/1/31/14: DEVILS 2 @ Nsh. 1 (Weber, 1:29)  
Goaltenders: SCHNEIDER/Hutton
- 197/2/3/14: Col. 2 @ DEVILS 1 (O'Reilly, 0:28 PPG)  
Goaltenders: SCHNEIDER/Giguere
- 198/2/7/14: Edm. 1 @ DEVILS 2 (MERRILL, 2:34)  
Goaltenders: SCHNEIDER/Johnson
- 199/3/20/14: Min. 3 @ DEVILS 4 (GREENE, 2:00)  
Goaltenders: SCHNEIDER/Bryzgalov

OVERALL	GP	W	L	T	PT%	HOME	GP	W	L	T	PT%	ROAD	GP	W	L	T	PT%
1983-84	15	1	7	7	.300	1983-84	8	1	5	2	.250	1983-84	8	1	5	2	.357
1984-85	12	0	2	10	.417	1984-85	6	0	6	0	.000	1984-85	6	0	6	0	.000
1985-86	10	4	3	3	.550	1985-86	6	2	2	2	.500	1985-86	4	2	1	1	.625
1986-87	13	3	4	6	.462	1986-87	7	2	2	3	.500	1986-87	6	1	2	3	.417
1987-88	12	4	2	6	.583	1987-88	3	1	1	1	.500	1987-88	9	3	1	5	.611
1988-89	17	1	4	12	.412	1988-89	7	0	2	5	.357	1988-89	10	1	2	7	.450
1989-90	16	3	4	9	.469	1989-90	7	2	2	3	.500	1989-90	9	1	2	6	.444
1990-91	17	1	1	15	.500	1990-91	9	1	1	7	.500	1990-91	8	0	0	8	.000
1991-92	17	2	4	11	.441	1991-92	8	2	2	4	.500	1991-92	9	0	2	7	.389
1992-93	11	4	0	7	.682	1992-93	4	0	0	4	.500	1992-93	7	4	0	3	.786
1993-94	14	1	1	12	.500	1993-94	3	0	1	2	.333	1993-94	11	1	0	10	.545
1994-95	11	1	2	8	.455	1994-95	8	1	1	6	.500	1994-95	3	0	1	2	.333
1995-96	19	7	0	12	.684	1995-96	4	2	0	2	.750	1995-96	15	5	0	10	.667
1996-97	17	1	2	14	.471	1996-97	11	1	1	9	.500	1996-97	6	0	1	5	.417
1997-98	16	2	3	11	.469	1997-98	6	2	2	2	.500	1997-98	10	0	1	9	.450
1998-99	15	3	1	11	.567	1998-99	11	2	1	8	.545	1998-99	4	1	0	3	.625
1999-00	16	3	5	8	.438	1999-00	6	2	1	3	.583	1999-00	10	1	4	5	.350
2000-01	20	5	3	12	.550	2000-01	9	3	0	6	.667	2000-01	11	2	3	6	.455
2001-02	19	6	4	9	.553	2001-02	9	3	2	4	.555	2001-02	10	3	2	5	.555
2002-03	24	8	6	10	.542	2002-03	10	5	2	3	.650	2002-03	14	3	4	7	.464
2003-04	21	7	2	12	.619	2003-04	12	6	1	5	.708	2003-04	9	1	1	7	.500
2005-06*	22	13	5/4	-	.795	2005-06*	8	5	2/1	-	.813	2005-06*	14	8	3/3	-	.786
2006-07*	22	13	1/8	-	.795	2006-07*	13	7	0/6	-	.769	2006-07*	9	6	1/2	-	.833
2007-08*	22	15	3/4	-	.841	2007-08*	12	10	0/2	-	.917	2007-08*	10	5	3/2	-	.750
2008-09*	19	15	2/2	-	.895	2008-09*	7	6	0/1	-	.929	2008-09*	12	9	2/1	-	.875
2009-10*	15	8	2/5	-	.767	2009-10*	6	2	2/2	-	.667	2009-10*	9	6	0/3	-	.833
2010-11*	15	10	3/2	-	.833	2010-11*	9	6	2/1	-	.833	2010-11*	6	4	1/1	-	.833
2011-12*	22	16	2/4	-	.864	2011-12*	13	9	0/4	-	.846	2011-12*	9	7	2/0	-	.888
2012-13*	13	3	3/7	-	.615	2012-13*	5	3	1/1	-	.800	2012-13*	8	0	2/6	-	.500
2013-14*	27	9	5/13	-	.667	2013-14*	13	4	3/6	-	.500	2013-14*	14	5	2/7	-	.679
<b>TOTAL</b>	<b>509</b>	<b>169</b>	<b>86/49</b>	<b>205</b>	<b>.666</b>	<b>TOTAL</b>	<b>240</b>	<b>90</b>	<b>39/24</b>	<b>87</b>	<b>.688</b>	<b>TOTAL</b>	<b>269</b>	<b>79</b>	<b>47/25</b>	<b>118</b>	<b>.647</b>

GOALTENDER	GP	W	L*	T	VS. TEAM	GP	W	L*	T	
Billington	15	4	3/-	8	Ana.	5	3	1/0	1	Mtl.
Brodeur	285	110	41/29	105	Ar./Wpg.	12	0	4/1	7	Nsh.
Burke	34	7	4/-	23	Bos.	30	12	5/1	12	NYI
Chevrier	18	7	4/-	7	Buf.	27	8	0/7	12	NYR
Clemmensen	14	9	1/4	0	Cgy.	11	2	2/0	7	Ott.
Danis	1	0	0/1	-	Car./Hfd.	22	9	4/0	9	Phi.
Dunham	6	1	1/-	4	Chi.	19	6	1/1	11	Pit.
Friesen	1	0	0/-	1	Col./Que.	14	3	1/2	8	SJ
Hedberg	21	13	1/7	-	CBJ	4	1	1/1	1	STL
Kamppuri	1	0	0/-	1	Dal./Min.	8	1	5/0	2	TB
Low	9	0	1/-	8	Det.	11	1	3/0	7	Tor.
Resch	20	2	10/-	8	Edm.	18	7	3/1	7	Van.
Sauve	6	1	1/-	4	Fla.	19	7	5/0	7	Wsh.
Schneider	18	6	4/8	-	LA	8	3	1/1	3	Wpg./Atl.
Schwab	4	1	1/-	2	Min.	5	3	0/0	2	
Shulmistra	1	0	1/-	0						
Terreri	51	5	12/-	34						
Vanbiesbrouck	1	1	0/-	0						
Weekes	3	2	1/0	-						

VS. CURRENT GOALTENDER	GP	W	L*	T	GP	W	L*	T	GP	W	L*	T		
Anderson	2	1	1/0	0	Halak	1	1	0/0	0	Nabokov	3	1	1/1	0
Backstrom	1	1	0/0	0	Hiller	3	2	1/0	0	Neuvirth	3	3	0/0	0
Bernier	2	0	0/2	0	Holtby	1	1	0/0	0	Niemi	2	0	0/2	0
Bishop	2	0	0/2	0	Hutton	1	0	1/0	0	Niittymaki	5	5	0/0	0
Bobrovsky	1	1	0/0	0	Karlsson	1	1	0/0	0	Nilsson	2	0	0/2	0
Boucher	3	2	0/0	1	Khabibulin	8	1	4/0	3	Pavelec	3	3	0/0	0
Bryzgalov	3	2	0/1	0	LaBarbera	1	0	0/1	0	Price	2	1	1/0	0
Budaj	1	0	0/1	0	Lehner	1	0	0/1	0	Quick	1	1	0/0	0
Caron	1	0	1/0	0	Lehtonen	5	1	2/2	0	Ramo	3	3	0/0	0
Clemmensen	1	0	1/0	0	Leighton	2	0	1/0	1	Rask	4	2	1/1	0
Crawford	1	1	0/0	0	Lieuwen	1	0	0/1	0	Reimer	3	2	0/1	0
Dubnyk	1	1	0/0	0	Lundqvist	11	6	1/4	0	Rinne	2	1	0/1	0
Elliott	1	0	0/1	0	Luongo	3	1	1/1	0	Sanford	1	1	0/0	0
Emery	3	2	1/0	0	MacDonald	1	1	0/0	0	Scrivens	1	1	0/0	0
Enroth	2	1	0/1	0	Markstrom	1	0	1/0	0	Smith, M.	2	2	0/0	0
Fleury	6	5	0/1	0	Mason, C.	1	0	0/1	0	Thomas	5	4	0/1	0
Garon	3	0	0/2	1	McElhinney	1	0	0/1	0	Varlamov	1	0	0/1	0
Giguere	5	2	1/1	1	Miller	11	6	0/5	0	Vokoun	2	1	1/0	0
Greiss	1	0	0/1	0	Montoya	2	2	0/0	0	Ward	3	2	1/0	0

\* Includes overtime/shootout losses, 2005-06 through 2013-14.

**CURRENT OPPONENTS' OT GOALS:** S. Gagne (2); D. Kulikov (2); D. Alfredsson (1); P. Bergeron (1); T. Bertuzzi (1); B. Boyes (1); J. Carter (1); L. Eriksson (1); R. Fedotenko (1); M. Fisher (1); S. Gonchar (1); E. Jovanovski (1); T. Kabele (1); D. Krejci (1); P. Marleau (1); A. Markov (1); M. Ohlund (1); R. O'Reilly (1); K. Palmieri (1); M. Santorelli (1); B. Seabrook (1); B. Schenn (1); J. Thornton (1); S. Weber (1).

NO.	DATE	CURRENT DEVILS' OVERTIME GOALS	TIME	GOALTENDER
<b>STEVE BERNIER (1)</b>	1. 11/30/13	Buffalo 0 at DEVILS 1	4:19	Enroth
<b>MIKE CAMMALLERI (3)</b>	1. 03/01/07	LOS ANGELES 4 at Anaheim 3	3:17 PPG	Bryzgalov
	2. 12/05/08	CALGARY 4 at St. Louis 3	2:21	Mason
	3. 10/24/09	NY Rangers 4 at MONTREAL 5	2:42	Lundqvist
<b>RYANE CLOWE (1)</b>	1. 12/29/99	Chicago 1 at SAN JOSE 2	3:52	Crawford
<b>PATRIK ELIAS (16)</b>	1. 12/29/99	Boston 4 at DEVILS 5	0:19	Dafeo
	2. 11/18/00	Carolina 2 at DEVILS 3	4:20	Irbe
	3. 03/06/01	Ottawa 2 at DEVILS 3	0:28	Lalime
	4. 03/17/01	DEVILS 6 at Edmonton 5	4:51	Salo
	5. 11/09/01	Toronto 2 at DEVILS 3	3:26 PPG	Joseph
	6. 10/18/02	Nashville 2 at DEVILS 3	1:16	Dunham
	7. 11/21/03	Pittsburgh 2 at DEVILS 2	0:39	Fleury
	8. 12/10/03	NY Islanders 0 at DEVILS 1	2:09	Salo
	9. 01/05/04	Edmonton 2 at DEVILS 3	0:41	Salo
	10. 01/17/04	Washington 1 at DEVILS 2	2:17	Kolzig
	11. 12/06/06	Montreal 1 at DEVILS 2	4:52 PPG	Aebischer
	12. 12/05/07	Boston 3 at DEVILS 4	3:16	Rask
	13. 12/23/07	DEVILS 1 at Calgary 0	0:25	Kiprusoff
	14. 03/07/08	Tampa Bay 1 at DEVILS 2	4:02	Ramo
	15. 12/04/08	DEVILS 3 at Philadelphia 2	2:46	Biron
	16. 01/30/14	DEVILS 3 at Dallas 2	0:40 PPG	Lehtonen
<b>ERIC GELINAS (1)</b>	1. 12/07/13	DEVILS 4 at NY Rangers 3	1:15 PPG	Lundqvist
<b>ANDY GREENE (2)</b>	1. 12/21/13	DEVILS 5 at Washington 4	0:43	Holtby
	2. 03/20/14	Minnesota 3 at DEVILS 4	2:00	Bryzgalov
<b>MARTIN HAVLAV (6)</b>	1. 03/30/01	Boston 4 at OTTAWA 5	2:26	Dafeo
	2. 02/12/04	Boston 2 at OTTAWA 3	1:23	Potvin
	3. 01/17/09	CHICAGO 2 at St. Louis 1	1:23	Legace
	4. 03/03/09	Anaheim 2 at CHICAGO 3	1:40	Giguere
	5. 12/11/09	MINNESOTA 2 at Calgary 1	3:15	Kiprusoff
	6. 03/17/12	Detroit 2 at SAN JOSE 3	3:23	Howard
<b>ADAM HENRIQUE (1)</b>	1. 10/05/05	Winnipeg 2 at DEVILS 3	1:28	Pavelec
<b>JAROMIR JAGR (18)</b>	1. 12/17/92	PITTSBURGH 5 at Philadelphia 4	2:50	Soderstrom
	2. 03/11/93	Los Angeles 3 at PITTSBURGH 4	3:09 PPG	Staubert
	3. 12/04/93	PITTSBURGH 7 at Hartford 6	2:04	Reese
	4. 11/17/95	PITTSBURGH 3 at Washington 2	2:48	Carey
	5. 11/22/97	NY Rangers 3 at PITTSBURGH 4	0:25	Richter
	6. 12/26/98	Ottawa 1 at PITTSBURGH 2	1:18	Tugnutt
	7. 02/11/99	Vancouver 5 at PITTSBURGH 6	1:21	Hirsch
	8. 04/19/99	PITTSBURGH 2 at NY Rangers 1	1:22	Richter
	9. 04/07/00	PITTSBURGH 2 at Buffalo 1	0:13	Hasek
	10. 03/02/02	WASHINGTON 3 at Ottawa 2	1:53	Lalime
	11. 11/07/02	Florida 1 at WASHINGTON 2	3:56 SHG	Hurme
	12. 01/13/03	WASHINGTON 4 at NY Islanders 3	4:23 PPG	Osgood
	13. 01/12/06	Edmonton 4 at NY RANGERS 5	0:14	Markkanen
	14. 02/04/06	NY RANGERS 4 at Philadelphia 3	1:24 PPG	Esche
	15. 11/01/06	NY RANGERS 4 at Anaheim 3	3:09 PPG	Giguere
	16. 02/21/12	PHILADELPHIA 5 at Winnipeg 4	4:16	Pavelec
	17. 02/06/13	DALLAS 3 at Edmonton 2	1:46	Dubnyk
	18. 11/21/13	DEVILS 2 at Los Angeles 1	2:30	Scrivens
<b>JON MERRILL (1)</b>	1. 02/07/14	Edmonton 1 at DEVILS 2	2:34	Bryzgalov
<b>TUOMO RUUTU (3)</b>	1. 02/14/04	Boston 1 at CHICAGO 2	4:00	Raycroft
	2. 12/21/08	CAROLINA 3 at Montreal 2	1:43	Price
	3. 12/23/11	Ottawa 1 at CAROLINA 2	1:36	Anderson
<b>MICHAEL RYDER (2)</b>	1. 10/06/05	MONTREAL 4 at NY Rangers 3	2:10	Weekes
	2. 11/01/05	Florida 4 at MONTREAL 5	3:19 PPG	Luongo
<b>BRYCE SALVADOR (2)</b>	1. 01/21/02	ST. LOUIS 4 at Boston 3	2:48	Dafeo
	2. 03/27/04	Chicago 3 at ST. LOUIS 4	1:50	Thibault
<b>MATTIAS TEDEBY (1)</b>	1. 02/08/11	Carolina 2 at DEVILS 3	2:42	Ward
<b>TRAVIS ZAJAC (3)</b>	1. 01/29/10	Toronto 4 at DEVILS 5	4:14 PPG	Toskala
	2. 03/11/11	DEVILS 3 at Atlanta 2	4:18 PPG	Pavelec
</				



1. 10/29/05: DEVILS 5 @ Bos. 4 (GIONTA) Goaltenders: CLEMMENSEN/Toivonen
2. 11/5/05: DEVILS 2 @ NYR 3 (Prucha) Goaltenders: CLEMMENSEN/Weekes
3. 12/3/05: Min. 2 @ DEVILS 3 (KOZLOV) Goaltenders: BRODEUR/Rask
4. 12/9/05: Col. 4 @ DEVILS 3 (Laakkonen) Goaltenders: BRODEUR/Kolesnik
5. 12/13/05: Edm. 1 @ DEVILS 2 (KOZLOV) Goaltenders: BRODEUR/Conklin
6. 11/21/06: DEVILS 3 @ CHI 2 (KOZLOV) Goaltenders: BRODEUR/Munro
7. 1/19/06: DEVILS 4 @ Nsh. 3 (KOZLOV) Goaltenders: BRODEUR/Vokoun
8. 1/21/06: NYI 2 @ DEVILS 3 (PARISE) Goaltenders: BRODEUR/Lehtonen
9. 3/1/06: Phi. 1 @ DEVILS 2 (KOZLOV) Goaltenders: BRODEUR/Esche
10. 3/2/06: DEVILS 2 @ NYI 3 (Satan) Goaltenders: BRODEUR/DiPietro
11. 3/7/06: DEVILS 1 @ NYI 2 (Hunter) Goaltenders: BRODEUR/DiPietro
12. 3/10/06: DEVILS 4 @ Wsh. 3 (BRYLIN) Goaltenders: BRODEUR/Kozig
13. 3/28/06: DEVILS 3 @ OTT 2 (GOMEZ) Goaltenders: BRODEUR/Emery
14. 10/12/06: Tor. 6 @ Devils 7 (MADDEN) Goaltenders: BRODEUR/Aubin
15. 10/19/06: Nsh. 3 @ Devils 5 (Erat) Goaltenders: CLEMMENSEN/Mason
16. 11/7/06: Car. 2 @ DEVILS 3 (MADDEN) Goaltenders: BRODEUR/Ward
17. 1/19/06: Chi. 1 @ DEVILS 2 (PARISE) Goaltenders: BRODEUR/Boucher
18. 11/27/06: DEVILS 2 @ LA 3 (Kopitar) Goaltenders: BRODEUR/Caron
19. 12/2/06: DEVILS 4 @ Phi. 3 (PARISE) Goaltenders: BRODEUR/Niittymaki
20. 12/10/06: Atl. 1 @ DEVILS 3 (Vyz. Kozlov) Goaltenders: BRODEUR/Lehtonen
21. 1/2/07: NYR 3 @ DEVILS 2 (Hossa) Goaltenders: BRODEUR/Lundqvist
22. 1/18/07: TB 3 @ DEVILS 2 (Richards) Goaltenders: BRODEUR/Holmstrom
23. 1/20/07: Phi. 3 @ DEVILS 4 (GIONTA) Goaltenders: BRODEUR/Niittymaki
24. 1/30/07: DEVILS 1 @ Atl. 2 (Hossa) Goaltenders: BRODEUR/Lehtonen
25. 2/6/07: NYR 2 @ DEVILS 3 (GIONTA) Goaltenders: BRODEUR/Lundqvist
26. 2/22/07: DEVILS 3 @ NYR 2 (LANGENBRUNNER) Goaltenders: BRODEUR/Lundqvist
27. 3/2/07: Tor. 4 @ DEVILS 3 (O'Neill) Goaltenders: BRODEUR/Raycroft
28. 3/8/07: DEVILS 4 @ Pit. 3 (ELIAS) Goaltenders: BRODEUR/Feury
29. 3/24/07: DEVILS 4 @ Fla. 3 (ZAJAC) Goaltenders: BRODEUR/Boucher
30. 4/3/07: Ott. 1 @ DEVILS 2 (MADDEN) Goaltenders: BRODEUR/Emery
31. 4/8/07: NYI 3 @ DEVILS 2 (Kozlov) Goaltenders: CLEMMENSEN/Dubielewicz
32. 11/3/07: DEVILS 1 @ NYR 2 (Prucha) Goaltenders: BRODEUR/Lundqvist
33. 12/2/07: Atl. 2 @ DEVILS 3 (GIONTA) Goaltenders: BRODEUR/Hedberg
34. 12/30/07: Buf. 2 @ DEVILS 2 (PARISE) Goaltenders: BRODEUR/Miller
35. 1/8/08: Buf. 1 @ DEVILS 2 (ELIAS) Goaltenders: BRODEUR/Miller
36. 1/12/08: DEVILS 3 @ Buf. 2 (PARISE) Goaltenders: BRODEUR/Miller
37. 2/6/08: DEVILS 2 @ Buf. 3 (Stafford) Goaltenders: BRODEUR/Miller
38. 2/15/08: Atl. 4 @ DEVILS 3 (Dupuis) Goaltenders: BRODEUR/Hedberg
39. 3/13/08: DEVILS 4 @ Min. 3 (LANGENBRUNNER) Goaltenders: BRODEUR/Backstrom
40. 3/19/08: NYR 2 @ DEVILS 1 (Dawes) Goaltenders: BRODEUR/Lundqvist
41. 3/28/08: Phi. 4 @ DEVILS 5 (LANGENBRUNNER) Goaltenders: BRODEUR/Biron
42. 4/2/08: Bos. 2 @ DEVILS 3 (PARISE) Goaltenders: BRODEUR/Thomas
43. 4/6/08: NYR 2 @ DEVILS 3 (ELIAS) Goaltenders: BRODEUR/Lundqvist
44. 10/18/08: DEVILS 4 @ Wsh. 3 (PARISE) Goaltenders: BRODEUR/Johnson
45. 10/29/08: Tor. 6 @ DEVILS 5 (Hagman) Goaltenders: BRODEUR/Toskala
46. 1/15/08: TB 3 @ DEVILS 4 (LANGENBRUNNER) Goaltenders: WEEKES/Smith
47. 1/15/08: Wsh. 5 @ DEVILS 6 (PARISE) Goaltenders: CLEMMENSEN/Theodore
48. 12/16/08: DEVILS 2 @ Tor. 3 (Blake) Goaltenders: CLEMMENSEN/Toskala
49. 12/21/08: Phi. 2 @ DEVILS 3 (ZAJAC) Goaltenders: CLEMMENSEN/Niittymaki
50. 3/9/09: DEVILS 3 @ TB 2 (ELIAS) Goaltenders: WEEKES/Ramc
51. 4/9/09: DEVILS 3 @ Ott. 2 (SHANAHAN) Goaltenders: BRODEUR/Auld
52. 10/8/09: DEVILS 4 @ TB 3 (PARISE) Goaltenders: BRODEUR/Smith
53. 10/12/09: DEVILS 3 @ Wsh. 2 (LANGENBRUNNER) Goaltenders: BRODEUR/Theodore

54. 10/31/09: DEVILS 2 @ TB 1 (CLARKSON) Goaltenders: BRODEUR/Niittymaki
55. 11/19/09: DEVILS 2 @ Nsh. 3 (Erat) Goaltenders: BRODEUR/Rinne
56. 11/27/09: DEVILS 2 @ Bos. 1 (LANGENBRUNNER) Goaltenders: BRODEUR/Rask
57. 12/5/09: Det. 3 @ DEVILS 4 (ELIAS) Goaltenders: BRODEUR/Osgood
58. 1/12/10: DEVILS 1 @ NYR 0 (ELIAS) Goaltenders: BRODEUR/Lundqvist
59. 1/27/10: DEVILS 1 @ Buf. 2 (Hecht) Goaltenders: BRODEUR/Miller
60. 3/18/10: DEVILS 1 @ Tor. 2 (Kulemin) Goaltenders: DANIS/Giguere
61. 3/25/10: NYR 4 @ DEVILS 3 (Christensen) Goaltenders: BRODEUR/Lundqvist
62. 4/10/10: Chi. 2 @ DEVILS 1 (Toews) Goaltenders: BRODEUR/Niemi
63. 11/10/10: Buf. 5 @ DEVILS 4 (Roy) Goaltenders: HEDBERG/Enroth
64. 11/24/10: Cgy. 1 @ DEVILS 2 (KOVALCHUK) Goaltenders: HEDBERG/Karlsso
65. 11/27/10: Phi. 1 @ DEVILS 2 (ZAJAC) Goaltenders: HEDBERG/Bourque
66. 3/6/11: DEVILS 3 @ NYI 2 (ROLSTON) Goaltenders: BRODEUR/Montoya
67. 3/25/11: DEVILS 0 @ Pit. 1 (Neal) Goaltenders: BRODEUR/Feury
68. 10/13/11: LA 1 @ DEVILS 2 (KOVALCHUK) Goaltenders: HEDBERG/Quick
69. 10/15/11: DEVILS 3 @ Nsh. 2 (KOVALCHUK) Goaltenders: HEDBERG/Rinne
70. 10/21/11: SJ. 4 @ DEVILS 3 (Clowe) Goaltenders: HEDBERG/Niemi
71. 11/3/11: DEVILS 4 @ Phi. 3 (ELIAS) Goaltenders: HEDBERG/Bobrovsky
72. 11/12/11: DEVILS 3 @ Wsh. 2 (CLARKSON) Goaltenders: HEDBERG/Rinne
73. 11/23/11: CBJ 1 @ DEVILS 2 (KOVALCHUK) Goaltenders: BRODEUR/Sanford
74. 12/8/11: Ott. 4 @ DEVILS 5 (HENRIQUE) Goaltenders: HEDBERG/Auld
75. 1/20/12: DET. 3 @ Fla. 2 (KOVALCHUK) Goaltenders: BRODEUR/Theodore
76. 12/23/11: Wsh. 3 @ DEVILS 4 (KOVALCHUK) Goaltenders: BRODEUR/Neuvirth
77. 1/24/12: Buf. 2 @ DEVILS 1 (Gerbe) Goaltenders: BRODEUR/Miller
78. 1/31/12: NYR 3 @ DEVILS 4 (KOVALCHUK) Goaltenders: BRODEUR/Biron
79. 2/9/12: SIL. 4 @ DEVILS 3 (Oshie) Goaltenders: HEDBERG/Enroth
80. 2/17/12: Ana. 2 @ DEVILS 3 (ELIAS) Goaltenders: BRODEUR/Hiller
81. 3/15/12: Col. 0 @ DEVILS 1 (KOVALCHUK) Goaltenders: BRODEUR/Giguere
82. 3/23/12: Tor. 4 @ DEVILS 3 (Kadri) Goaltenders: BRODEUR/Reimer
83. 3/27/12: Chi. 1 @ DEVILS 2 (ZAJAC) Goaltenders: BRODEUR/Crawford
84. 1/29/13: DEVILS 1 @ Bos. 2 (Marchand) Goaltenders: HEDBERG/Rask
85. 2/18/13: Ott. 2 @ DEVILS 1 (Silfverberg) Goaltenders: BRODEUR/Bishop
86. 3/2/13: DEVILS 3 @ Buf. 4 (Pominville) Goaltenders: HEDBERG/Miller
87. 3/7/13: Buf. 2 @ DEVILS 3 (CLARKSON) Goaltenders: HEDBERG/Miller
88. 3/10/13: Wpg. 2 @ DEVILS 3 (ELIAS) Goaltenders: HEDBERG/Pavelec
89. 3/15/13: DEVILS 1 @ Phi. 2 (Giroux) Goaltenders: HEDBERG/Bryzgalov
90. 3/25/13: DEVILS 2 @ Ott. 3 (Zibanejad) Goaltenders: BRODEUR/Bishop
91. 3/29/13: DEVILS 4 @ TB 5 (Purcell) Goaltenders: BRODEUR/Garon
92. 4/7/13: DEVILS 2 @ Buf. 3 (Gerbe) Goaltenders: BRODEUR/Miller
93. 10/4/13: NYI 4 @ DEVILS 3 (Moulson) Goaltenders: Brodeur/Nabokov
94. 10/7/13: DEVILS 4 @ Edm. 5 (Eberle) Goaltenders: BRODEUR/LaBarbera
95. 10/24/13: Van. 3 @ DEVILS 2 (Santorelli) Goaltenders: SCHNEIDER/Luongo
96. 11/8/13: DEVILS 1 @ Tor. 2 (van Riemsdyk) Goaltenders: SCHNEIDER/Bernier
97. 12/4/13: Mil. 4 @ DEVILS 3 (Desharnais) Goaltenders: SCHNEIDER/Budaj
98. 1/27/13: CBJ 2 @ DEVILS 1 (Atkinson) Goaltenders: BRODEUR/McElhinney
99. 1/12/14: DEVILS 2 @ Tor. 3 (van Riemsdyk) Goaltenders: SCHNEIDER/Bernier
100. 1/16/14: DEVILS 2 @ Col. 2 (Duchene) Goaltenders: Schneider/Varlamov
101. 3/27/14: Phx. 3 @ DEVILS 2 (Boedker) Goaltenders: BRODEUR/Greiss
102. 3/29/14: DEVILS 1 @ NYI 2 (Nielsen) Goaltenders: SCHNEIDER/Nielsen
103. 4/11/14: DEVILS 2 @ Buf. 3 (Leino) Goaltenders: SCHNEIDER/Lieuwen
104. 4/10/14: DEVILS 1 @ Ott. 2 (Karlsso)
105. 4/11/14: NYI 3 @ DEVILS 2 (Bailey) Goaltenders: BRODEUR/Niisson

**SHOOTOUTS**

OVERALL	GP	W	L	PT%	HOME	GP	W	L	PT%	ROAD	GP	W	L	PT%
2005-06	13	9	4	.692	2005-06	5	4	1	.800	2005-06	8	5	3	.625
2006-07	18	10	8	.556	2006-07	12	6	6	.500	2006-07	6	4	2	.667
2007-08	12	8	4	.667	2007-08	8	6	2	.750	2007-08	4	2	2	.500
2008-09	8	6	2	.750	2008-09	4	3	1	.750	2008-09	4	3	1	.750
2009-10	11	6	5	.545	2009-10	3	1	2	.333	2009-10	8	5	3	.625
2010-11	5	3	2	.600	2010-11	3	2	1	.667	2010-11	2	1	1	.500
2011-12	16	12	4	.750	2011-12	12	8	4	.667	2011-12	4	4	0	1.000
2012-13	9	2	7	.222	2012-13	3	2	1	.667	2012-13	6	0	6	.000
2013-14	13	0	13	.000	2013-14	6	0	6	.000	2013-14	7	0	7	.000
<b>TOTAL</b>	<b>105</b>	<b>56</b>	<b>49</b>	<b>.533</b>	<b>TOTAL</b>	<b>56</b>	<b>32</b>	<b>24</b>	<b>.571</b>	<b>TOTAL</b>	<b>49</b>	<b>24</b>	<b>25</b>	<b>.490</b>

**SHOOTOUT HISTORY**

All-Time	GP	W	L	GS	ST	GA	SA
Home	56	32	24	72	195	59	197
Away	49	24	25	54	153	59	157
<b>Total</b>	<b>105</b>	<b>56</b>	<b>49</b>	<b>126</b>	<b>348</b>	<b>118</b>	<b>354</b>

Goaltender	GP	W	L	SA	GA	Player (cont.)	G	S	GDG
M. Brodeur	72	42	30	244	75	S. Sullivan	0	1	0
S. Clemmensen	7	3	4	25	9	P. Sykora	0	1	0
Y. Danis	1	0	1	3	3	M. Tedenby	0	3	0
J. Hedberg	15	9	6	47	16	T. Zajac	6	24	4
C. Schneider	8	0	8	29	13	M. Zidlicky	0	2	0
K. Weekes	2	2	0	6	2	D. Zubrus	0	2	0

Player	G	S	GDG	Vs. Team	GP	W	L
J. Arnott	1	2	0	Anaheim	1	1	0
A. Asham	0	1	0	Arizona	1	0	1
R. Boucher	1	2	0	Boston	4	3	1
D. Brunner	1	5	0	Buffalo	11	4	7
S. Brylin	2	12	1	Calgary	1	1	0
B. Butler	0	1	0	Carolina	1	1	0
D. Clarkson	3	7	3	Chicago	4	3	1
R. Clowe	0	5	0	Colorado	3	1	2
P. Elias	22	65	9	Columbus	2	1	1
B. Gionta	14	37	4	Detroit	1	1	0
S. Gomez	2	4	1	Edmonton	2	1	1
A. Henrique	1	10	1	Florida	2	2	0
J. Jagr	1	6	0	Los Angeles	2	1	1
J. Josefson	1	3	0	Minnesota	2	2	0
I. Kovalchuk	15	26	8	Montreal	1	0	1
V. Kozlov	8	12	5	Nashville	4	2	2
J. Langenbrunner	13	29	6	NY Islanders	8	2	6
A. Larsson	0	1	0	NY Rangers	10	5	5
A. Loktionov	0	1	0	Ottawa	7	4	3
J. Madden	4	10	3	Philadelphia	8	7	1
A. Mogilny	0	4	0	Pittsburgh	2	1	1
Z. Parise	29	63	9	San Jose	1	0	1
K. Rachunek	0	1	0	St. Louis	1	0	1
B. Rolston	1	3	1	Tampa Bay	6	4	2
T. Ruutu	0	1	0	Toronto	8	1	7
M. Ryder	0	2	0	Vancouver	1	0	1
B. Shanahan	1	1	1	Washington	6	6	0
M. Siso	0	1	0	Winnipeg/Atl.	5	2	3

**2013-14 NHL SHOOTOUT DETAILS**

Shootouts	Games	%
178	1,230	14.47
Goals	Attempts	%
413	1,305	31.65
Shots Needed To Decide		
# of Shots	Times Occurred	
4	16	
5	51	
6	51	
8	24	
10	10	
12	11	
14	6	
16	3	
18	2	
20	2	
22	1	
26	1	

**POWER PLAY:**

YEAR	PPG-ADV	PCT	RANK
1982-83	66-302	21.9%	14th
1983-84	51-363	14.0%	21st
1984-85	70-362	19.3%	20th
1985-86	70-355	19.7%	19th
1986-87	82-382	21.5%	8th-tie
1987-88	98-481	20.4%	10th
1988-89	85-465	18.3%	20th
1989-90	64-337	19.0%	15th
1990-91	69-347	19.9%	9th-tie
1991-92	59-338	17.5%	16th-tie
1992-93	77-400	19.3%	12th
1993-94	61-333	18.3%	17th
1994-95	22-164	13.4%	23rd
1995-96	55-265	15.1%	23rd-tie
1996-97	40-288	13.7%	22nd-tie
1997-98	63-334	18.9%	2nd
1998-99	60-304	19.7%	4th
1999-00	55-274	20.1%	3rd
2000-01	71-310	22.9%	1st
2001-02	44-261	16.9%	9th
2002-03	36-303	11.9%	30th
2003-04	51-312	16.3%	15th
2005-06	78-439	17.8%	18th
2006-07	65-367	17.7%	15th-tie
2007-08	50-320	15.6%	25th
2008-09	58-307	18.9%	15th
2009-10	51-273	18.7%	11th
2010-11	40-288	14.3%	28th
2011-12	46-287	17.2%	14th-tie
2012-13	28-176	15.9%	20th-tie
2013-14	47-241	19.5%	9th-tie

**PENALTY KILLING:**

YEAR	PPGA-TS	PCT	RANK
1982-83	78-294	73.5%	17th
1983-84	83-336	75.3%	16th
1984-85	74-316	76.6%	13th
1985-86	103-400	74.3%	19th
1986-87	95-361	73.7%	20th
1987-88	101-468	78.4%	14th
1988-89	115-468	75.4%	18th
1989-90	67-340	79.7%	10th-tie
1990-91	80-394	79.7%	14th
1991-92	68-374	81.8%	6th-tie
1992-93	79-425	81.4%	12th
1993-94	71-376	81.1%	15th-tie
1994-95	28-149	81.2%	16th
1995-96	49-319	84.6%	4th
1996-97	28-235	88.1%	1st
1997-98	41-309	86.7%	4th
1998-99	47-325	85.5%	11th
1999-00	39-313	87.5%	3rd-tie
2000-01	49-320	84.7%	11th-tie
2001-02	43-265	83.8%	18th-tie
2002-03	32-164	82.9%	1st
2003-04	39-266	85.3%	6th-tie
2005-06	63-348	81.9%	26th
2006-07	40-271	85.2%	4th
2007-08	54-314	82.8%	13th
2008-09	65-324	79.9%	20th-tie
2009-10	41-239	82.8%	13th
2010-11	40-241	83.4%	11th
2011-12	27-259	89.6%	1st
2012-13	32-169	81.1%	15th-tie
2013-14	36-264	86.4%	1st

**PENALTY MINUTES:**

YEAR	MINUTES	AVG
1982-83	1270	15.9
1983-84	1352	16.9
1984-85	1282	16.0
1985-86	1424	17.8
1986-87	1735	21.7
1987-88	2319	29.0
1988-89	2494	31.2
1989-90	1662	20.8
1990-91	2022	25.3
1991-92	1611	20.1
1992-93	1815	21.6
1993-94	1734	20.6
1994-95	763	15.9
1995-96	1435	18.2
1996-97	1135	13.8
1997-98	1488	18.1
1998-99	1355	16.5
1999-00	1313	16.0
2000-01	1235	15.1
2001-02	1010	12.3
2002-03	938	11.4
2003-04	894	10.9
2005-06	948	11.6
2006-07	830	10.1
2007-08	974	11.9
2008-09	1058	12.9
2009-10	859	10.5
2010-11	765	9.3
2011-12	945	11.3
2012-13	509	10.6
2013-14	656	8.0

**SHORTHANDED GOALS:**

YEAR	FOR	AGAINST
1982-83	7	10
1983-84	5	13
1984-85	9	12
1985-86	5	5
1986-87	9	10
1987-88	7	12
1988-89	7	15
1989-90	10	12
1990-91	8	13
1991-92	15	10
1992-93	8	19
1993-94	10	8
1994-95	3	3
1995-96	11	9
1996-97	4	9
1997-98	4	9
1998-99	5	5
1999-00	9	9
2000-01	9	6
2001-02	2	8
2002-03	7	4
2003-04	8	5
2005-06	3	6
2006-07	4	11
2007-08	6	7
2008-09	12	4
2009-10	7	5
2010-11	3	8
2011-12	15	13
2012-13	11	6
2013-14	9	4

**PENALTY SHOTS**

NO.	DATE	SHOOTER	GOALTENDER	SITE	RESULT
1.	12/17/84	Rocky Trotter	Andy Moog, Edm.	New Jersey	SCORE
2.	3/21/87	Kirk Muller	Greg Miller, StL.	St. Louis	SCORE
3.	10/09/87	Mark Johnson (SH)	Pat Riggan, Pit.	New Jersey	Save
4.	3/05/88	Aaron Broten (PP)	Doug Keans, Bos.	Boston	Save
5.	3/12/88	Mark Johnson	Ron Hextall, Phi.	Philadelphia	SCORE
6.	3/24/88	Aaron Broten	Greg Miller, StL.	St. Louis	SCORE
7.	3/27/88	Pat Verbeek	John Vanbiesbrouck, NYR	New Jersey	SCORE
8.	3/14/89	Kirk Muller	Mike Vernon, Cgy.	New Jersey	Save
9.	4/02/89	Anders Carlsson	Don Beaupre, Wsh.	New Jersey	Save
10.	11/23/91	Doug Brown	Ken Wregget, Phi.	Philadelphia	SCORE
11.	2/07/96	Scott Niedermayer	Ken Wregget, Pit.	New Jersey	Save
12.	2/27/97	John MacLean	Dominik Hasek, Buf.	New Jersey	SCORE
13.	11/1/98	Scott Niedermayer (SH)	Jose Theodore, Mtl.	New Jersey	SCORE
14.	12/30/98	Jay Paschall	Rick Tabaracci, Wsh.	Washington	Save
15.	1/06/00	Petr Sykora	Dwyanne Roloson, Buf.	Buffalo	SCORE
16.	2/29/00	John Madden	Mike Dunham, Nsh.	Nashville	Save
17.	3/10/00	Patrik Elias (PP)	Damian Rhodes, Atl.	Atlanta	SCORE
18.	3/11/00	Sergei Nemchinov	Olaf Kolzig, Wsh.	Washington	Save
19.	12/01/00	Patrik Elias (OT)	John Vanbiesbrouck, NYI	New Jersey	Save
20.	1/21/01	Petr Sykora	Emmanuel Fernandez, Min.	Minnesota	Save
21.	12/19/01	Colin White	Mike Richter, NYR	NY Rangers	Save
22.	3/20/02	Sergei Brylin	Jocelyn Thibault, Chi.	Chicago	Save
23.	12/10/03	Patrik Elias (OT)	Garth Snow, NYI	New Jersey	Save
24.	1/23/04	Grant Marshall	Jose Theodore, Mtl.	New Jersey	Save

25.	11/25/05	Brian Gionta	Sean Burke, TB	Tampa Bay	Save
26.	12/31/05	Scott Gomez	Ed Belfour, Tor.	New Jersey	SCORE
27.	2/04/06	Viktor Kozlov	Ed Belfour, Tor.	Toronto	Save
28.	2/14/07	Erik Rasmussen	David Aebischer, Mtl.	New Jersey	Save
29.	12/28/07	Arron Asham	Ryan Miller, Buf.	New Jersey	Save
30.	4/03/09	Brendan Shanahan	Karri Ramo, TB	New Jersey	SCORE
31.	10/31/09	Jamie Langenbrunner (SH)	Antero Niittymaki, TB	Tampa Bay	Save
32.	3/12/10	Ilya Kovalchuk	Marc-Andre Fleury, Pit.	New Jersey	Save
33.	11/22/10	Mattias Tedenby	Braden Holtby, Wsh.	New Jersey	SCORE
34.	4/02/11	Mattias Tedenby	Carey Price, Mtl.	New Jersey	Save
35.	10/21/11	Zach Parise (SH)	Antti Niemi, SJ	San Jose	SCORE
36.	12/10/11	Zach Parise (PP)	Carey Price, Mtl.	New Jersey	SCORE
37.	12/31/11	Ilya Kovalchuk	Marc-Andre Fleury, Pit.	New Jersey	SCORE
38.	1/14/12	Patrik Elias	Ondrej Pavelec, Wpg.	Winnipeg	Save
39.	1/22/13	Ilya Kovalchuk (SH)	Antero Niittymaki, TB	Tampa Bay	Save
40.	2/23/13	Steve Bernier (PP)	Braden Holtby, Wsh.	Washington	Save
41.	3/29/13	Tom Kostopoulos	Mathieu Garon, TB	Tampa Bay	SCORE
42.	10/03/13	Adam Henrique	Marc-Andre Fleury, Pit.	Pittsburgh	Save

**PENALTY SHOTS AGAINST**

NO.	DATE	SHOOTER	GOALTENDER	SITE	RESULT
1.	10/09/82	Terry Martin, Tor.	Glenn Resch	Toronto	SAVE
2.	3/14/83	Paul Reinhart, Cgy.	Ron Low	New Jersey	Score
3.	12/19/85	Brian Propp, Phi. (PP)	Glenn Resch	Philadelphia	SAVE
4.	2/13/86	Mats Naslund, Mtl.	Glenn Resch	New Jersey	Score
5.	3/01/86	Steve Kasper, Bos. (SH)	Alain Chevrier	Boston	SAVE
6.	1/06/87	Rick Tochet, Phi.	Craig Billington	Philadelphia	SAVE
7.	1/28/87	Marcel Dionne, LA	Alain Chevrier	Los Angeles	SAVE
8.	6/07/88	Alan Adams, Van.	Alain Chevrier	Philadelphia	SAVE
9.	1/19/88	Yvon Corrivreau, Wsh.	Bob Sauve	Washington	SAVE
10.	2/07/88	Geoff Courtall, Bos.	Alain Chevrier	Boston	SAVE
11.	12/31/88	Mario Lemieux, Pit. (SH)	Chris Terreri	Pittsburgh	Score
12.	2/02/89	Luc Robitaille, LA (OT)	Sean Burke	Los Angeles	SAVE
13.	11/17/90	Mike Ricci, Phi.	Chris Terreri	New Jersey	SAVE
14.	1/05/91	Bob Errey, Pit.	Chris Terreri	Pittsburgh	Score
15.	10/13/91	Murray Craven, Phi.	Chris Terreri	Philadelphia	SAVE
16.	3/19/94	Ray Bourque, Bos.	Chris Terreri	Boston	Score
17.	10/30/99	Valeri Zepelupkin, Phi.	Martin Brodeur	Philadelphia	SAVE
18.	11/24/99	Fredrik Olausson, Ana.	Martin Brodeur	Anaheim	Score
19.	2/27/01	Dave Scatchard, NYI	Martin Brodeur	NY Islanders	SAVE
20.	12/15/05	Marian Hossa, Atl. (OT)	Martin Brodeur	New Jersey	Save
21.	12/16/07	Daniel Briere, Phi. (PP)	Martin Brodeur	New Jersey	SAVE
22.	10/10/08	Kyle Okposo, NYI	Martin Brodeur	New Jersey	SAVE
23.	11/23/08	Ryan Malone, TB	Scott Clemmensen	Tampa Bay	Score
24.	2/07/09	Patrick O'Sullivan, LA	Scott Clemmensen	New Jersey	Score
25.	10/09/10	Alex Ovechkin, Wsh.	Martin Brodeur	Washington	Score
26.	11/01/10	Henrik Sedin, Van.	Martin Brodeur	Vancouver	Score
27.	12/02/10	Tomas Plekanec, Mtl.	Mike McKenna	New Jersey	Score
28.	10/15/11	Sergei Kostitsyn, Nsh. (PP)	Johan Hedberg	Nashville	SAVE
29.	11/03/11	Maxime Talbot, Phi.	Johan Hedberg	Philadelphia	Score
30.	11/25/11	Michael Grabner, NYI (SH)	Johan Hedberg	NY Islanders	SAVE
31.	3/17/12	Chris Kunitz, Pit.	Martin Brodeur	New Jersey	SAVE
32.	3/20/12	Erik Condra, Ott.	Johan Hedberg	Ottawa	SAVE
33.	2/16/13	David Ullstrom, NYI	Johan Hedberg	NY Islanders	SAVE
34.	4/10/13	Danny Boychuk, Bos. (SH)	Martin Brodeur	New Jersey	SAVE
35.	4/20/13	Quinton Howden, Fla.	Martin Brodeur	New Jersey	SAVE
36.	1/26/14	Derek Stepan, NYR	Cory Schneider	New Jersey*	Score
37.	3/15/14	J.T. Brown, TB	Martin Brodeur	Tampa Bay	SAVE
38.	4/10/14	Ales Hemsky, Ott.	Cory Schneider	Ottawa	SAVE

**CURRENT DEVILS' PENALTY SHOTS**

SHOOTER	DATE	OPPOSITION	RESULT	SCORE
Steve Bernier	2/23/13	vs. Braden Holtby, Wsh. (PP)	Save	NJ 1 @ Wsh. 5
Mike Cammalleri	12/16/10	vs. Tim Thomas, Bos.	SCORE	Bos. 3 @ Mtl. 4
Ryane Clowe	12/30/09	vs. Michal Neuvirth, Wsh.	SCORE	Wsh. 2 @ SJ 5
Patrik Elias	3/10/00	vs. Damian Rhodes, Atl. (PP)	SCORE	NJ 9 @ Atl. 0
	12/01/00	vs. John Vanbiesbrouck, NYI (OT)	Save	NYI 0 @ NJ 0 (OT)
	12/10/03	vs. Garth Snow, NYI (OT)	Save	NYI 0 @ NJ 1 (OT)
	1/14/10	vs. Ondrej Pavelec, Wpg.	Save	NJ 2 @ Wpg. 1
	10/03/13	vs. Marc-Andre Fleury, Pit.	Save	NJ 0 @ Pit. 3
Adam Henrique	1/26/93	vs. Don Beaupre, Wsh.	Save	Wsh. 3 @ Pit. 6
Jaromir Jagr	11/09/96	vs. Mark Fitzpatrick, Fla.	Save	Pit. 2 @ Fla. 4
Michael Ryder	12/31/05	vs. Martin Gerber, Car.	Save	Mtl. 3 @ Car. 2
	4/02/11	vs. Ondrej Pavelec, Atl. (GW)	SCORE	Atl. 2 @ Bos. 3
Mattias Tedenby	11/22/10	vs. Braden Holtby, Wsh.	SCORE	Wsh. 0 @ NJ 5
	4/02/11	vs. Carey Price, Mtl.	Save	Mtl. 3 @ NJ 1
Dainius Zubrus	11/03/00	vs. Dominik Hasek, Buf. (SH)	Save	Mtl. 4 @ Buf. 5
	12/11/03	vs. Andrew Raycroft, Bos.	SCORE	Bos. 5 @ Wsh. 6

GOALTENDER	DATE	OPPOSITION	RESULT	SCORE
Scott Clemmensen	11/23/08	vs. Ryan Malone, TB	Score	NJ 7 @ TB 3
	2/07/09	vs. Patrick O'Sullivan, LA	Score	LA 3 @ NJ 1
	4/08/11	vs. Vincent Lecavalier, TB	Score	Fla. 2 @ TB 4
Cory Schneider	12/31/10	vs. James Neal, Dal. (PP)	SAVE	Van. 4 @ Dal. 1
	4/02/11	vs. Teemu Hartikainen, Edm.	SAVE	Edm. 4 @ Van. 1
	10/10/11	vs. Maksim Mayorov, CBJ	SAVE	Van. 3 @ CBJ 2
	1/07/12	vs. Daniel Paille, Bos. (SH)	SAVE	Van. 4 @ Bos. 3
	3/22/12	vs. Mike Ribeiro, Dal.	SAVE	Van. 2 @ Dal. 1
	1/26/14	vs. Derek Stepan, NYR (PP)	Score	NYR 7 @ NJ 3*
	4/10/14	vs. Ales Hemsky, Ott.	SAVE	NJ 1 @ Ott. 2 (SO)

\*At Yankee Stadium, Bronx, NY.

CURRENT DEVILS' HAT TRICKS

NO.	DATE	SCORE	GOALTENDER(S)
1.	11/27/08	CALGARY 4 at Vancouver 3	Curtis Sanford
2.	1/28/09	Buffalo 2 at CALGARY 5	Ryan Miller
3.	10/24/09	NY Rangers 4 at MONTREAL 5 (OT)(GW)	Henrik Lundqvist
4.	12/04/09	Boston 1 at MONTREAL 5 (GW)	Tim Thomas
5.	2/13/13	Dallas 4 at CALGARY 7 (GW)	Richard Bachman (2), ENG
<b>RYANE CLOWE (6)</b>			
1.	10/07/07	Columbus 2 at SAN JOSE 5	Fredrik Norrena
<b>MARTIN HAVLAT (6)</b>			
1.	3/14/01	Atlanta 1 at OTTAWA 8 (GW)	Maracle (1), Hnlicka (2)
2.	12/13/01	Phoenix 0 at OTTAWA 6 (GW)	Sean Burke
3.	1/27/03	OTTAWA 3 at Dallas 5	Marty Turco
4.	2/22/04	OTTAWA 6 at Pittsburgh 3 (GW)	J.S. Aubin (2), ENG
5.	11/02/05	OTTAWA 10 at Buffalo 4 (4)(GW)	Biron (1), Noronen (3)
6.	4/11/14	Colorado 1 at SAN JOSE 5	J.S. Giguere (2), ENG
<b>JAROMIR JAGR (14)</b>			
1.	2/02/91	Boston 2 at PITTSBURGH 6 (GW)	Norm Foster
2.	2/14/95	Boston 3 at PITTSBURGH 5 (GW)	Vincent Riendeau (2), ENG
3.	11/02/96	Ottawa 3 at PITTSBURGH 7 (GW)	Ron Tugnutt
4.	11/30/96	Boston 2 at PITTSBURGH 6 (GW)	Bill Ranford
5.	*11/20/99	Ottawa 0 at PITTSBURGH 5 (GW)	Patrick Lalime
6.	12/30/99	NY Islanders 3 at PITTSBURGH 9	Roberto Luongo
7.	10/14/00	NY Rangers 6 at PITTSBURGH 8 (4)	Kirk McLean
8.	*12/16/00	PITTSBURGH 4 at Montreal 4 (OT)	Jeff Hackett
9.	3/10/01	Calgary 3 at PITTSBURGH 6 (GW)	Mike Vernon (2), ENG
10.	11/1/03	Florida 2 at WASHINGTON 12	Hurme (1), Luongo (2)
11.	*2/04/03	WASHINGTON 5 at Tampa Bay 1 (GW)	John Grahame
12.	10/20/05	NY Rangers 4 at NY Islanders 5	Rick DiPietro
13.	11/12/05	NY RANGERS 6 at Pittsburgh 1 (GW)	Jocelyn Thibault
14.	3/22/06	Philadelphia 6 at NY RANGERS 3	Robert Esche
<b>TUOMO RUUTU (1)</b>			
1.	12/16/09	Dallas 3 at CAROLINA 5 (GW)	Marty Turco (2), ENG
<b>MICHAEL RYDER (2)</b>			
1.	2/20/06	Philadelphia 0 at MONTREAL 5 (GW)	Antero Niittymaki
2.	*4/07/07	MONTREAL 5 at Toronto 6	Andrew Raycroft
<b>TRAVIS ZAJAC (1)</b>			
1.	3/31/14	Florida 3 at DEVILS 6	Dan Ellis
<b>DAINIUS ZUBRUS (2)</b>			
1.	10/14/00	Chicago 4 at MONTREAL 5	Jocelyn Thibault
2.	11/23/08	DEVILS 7 at Tampa Bay 3 (4)(GW)	Kolzig (2), Ramo (2)

DEVILS' HAT TRICKS

NO.	DATE	PLAYER	SCORE	GOALTENDER(S)
1.	12/03/82	Sieve Tambellini	Hartford 4 at DEVILS 5	Miller
2.	12/27/83	Bobby MacMillan	St. Louis 5 at DEVILS 4 (OT)	Heinz
3.	1/07/84	Bobby MacMillan	DEVILS 7 at Pittsburgh 4	Romano
4.	10/31/84	Uli Hiemer	Pittsburgh 7 at DEVILS 6	Herron
5.	11/18/84	Rich Preston	DEVILS 6 at Rangers 0	Vanbiesbrouck
6.	1/18/85	Aaron Broten	Rangers 9 at DEVILS 6	Vanbiesbrouck
7.	10/10/85	Paul Gagne	DEVILS 6 at Philadelphia 5	Lindbergh
8.	3/03/86	Mark Johnson	Winnipeg 4 at DEVILS 6	(2), ENG
9.	3/08/86	Pat Verbeek	Philadelphia 3 at DEVILS 7	Jensen (1), Froese (2)
10.	4/02/86	Mark Johnson	Quebec 5 at DEVILS 6	Gosselin
11.	10/29/86	Kirk Muller	DEVILS 8 at Pittsburgh 6	Romano
12.	1/22/87	Doug Sulliman	Calgary 5 at DEVILS 7	Dadswell
13.	3/25/87	Pat Verbeek	DEVILS 8 at Rangers 2	Vanbiesbrouck
14.	3/31/87	Perry Anderson	Pittsburgh 3 at DEVILS 5	Melchoe
15.	1/01/88	Kirk Muller	Philadelphia 6 at DEVILS 3	Caprice
16.	1/10/88	Pat Verbeek	DEVILS 7 at Philadelphia 5	Laforest
17.	1/15/88	Kirk Muller	Toronto 3 at DEVILS 7	Reese (2), Wregget (1)
18.	1/28/88	John MacLean	Pittsburgh 3 at DEVILS 6	Melchoe
19.	2/28/88	Pat Verbeek (4)	Minnesota 6 at DEVILS 8	Beaupre
20.	2/28/88	Kirk Muller	Minnesota 6 at DEVILS 8	Beaupre
21.	12/07/88	John MacLean	Washington 1 at DEVILS 5	Malarchuk
22.	12/09/88	John MacLean	NY Islanders 5 at DEVILS 6	Hrudey
23.	12/15/88	John MacLean	Toronto 3 at DEVILS 6	Wregget
24.	2/13/89	Brendan Shanahan	Toronto 1 at DEVILS 8	Bester
25.	2/13/89	Pat Verbeek	Toronto 1 at DEVILS 8	Bester
26.	10/05/89	Sylvain Turgeon	DEVILS 6 at Philadelphia 2	Wregget
27.	12/05/90	Claude Lemieux	Vancouver 4 at DEVILS 9	McLean
28.	1/24/91	Claude Lemieux	Quebec 1 at DEVILS 6	Gordon (2), Tugnutt (1)
29.	1/28/91	John MacLean*	DEVILS 6 at Detroit 2	Gagnon (1), King (2)
30.	2/25/91	John MacLean	Washington 1 at DEVILS 5	Hrivnak (2), Liut (1)
31.	10/18/91	David Maley	DEVILS 5 at Washington 6	Hrivnak
32.	11/20/91	Stephane Richer	Washington 6 at DEVILS 5 (OT)	Beaupre
33.	12/29/91	Peter Stastny*	Washington 4 at DEVILS 3	Beaupre
34.	10/10/92	Bobby Holik	NY Rangers 2 at DEVILS 4	Vanbiesbrouck
35.	10/22/92	Claude Lemieux	DEVILS 6 at Chicago 6 (OT)	Belfour
36.	1/22/93	Bobby Holik	Montreal 2 at DEVILS 6	Racicot
37.	3/29/93	Stephane Richer*	San Jose 0 at DEVILS 5	Hackett
38.	10/16/93	Alexander Semak	DEVILS 6 at NY Islanders 3	Hextall (2), Draper (1)
39.	1/01/94	Bernie Nicholls	DEVILS 7 at Ottawa 1	Billington
40.	3/26/96	Stephane Richer	DEVILS 6 at Tampa Bay 4	Puppa (2), ENG
41.	11/16/96	Brian Rolston	Tampa Bay 3 at DEVILS 6	Wilkinson
42.	12/31/96	Bill Guerin	DEVILS 5 at Buffalo 6	Hasek
43.	3/13/97	Randy McKay	Hartford 0 at DEVILS 6	Muzzatti
44.	3/24/98	Randy McKay	Philadelphia 2 at DEVILS 3	Hextall
45.	12/23/98	Bobby Holik	St. Louis 2 at DEVILS 4	Fuhr
46.	12/26/99	Scott Gomez	DEVILS 3 at NY Rangers 3 (OT)	Richter
47.	10/28/00	Randy McKay (4)	DEVILS 9 at Pittsburgh 0	Aubin (2), Snow (2)
48.	10/28/00	John Madden (4)	DEVILS 9 at Pittsburgh 0	Aubin (1), Snow (3)
49.	12/05/00	Patrik Elias	Colorado 1 at DEVILS 6	Roy (1), Aebischer (2)
50.	1/04/01	Alexander Mogilny	NY Islanders 2 at DEVILS 4	Vanbiesbrouck (2), Flaherty (1)
51.	3/17/01	Patrik Elias (GW)	DEVILS 6 at Edmonton 5 (OT)	Salo
52.	4/03/01	Patrik Elias	DEVILS 6 at Washington 4	Kolzig
53.	10/18/01	Patrik Elias	San Jose 1 at DEVILS 6	Nabokov (2), Kiprusoff (1)
54.	11/09/01	Patrik Elias* (GW)	Toronto 2 at DEVILS 3 (OT)	Joseph
55.	2/10/02	Jason Arnott	Buffalo 1 at DEVILS 4	Essensa
56.	2/05/03	John Madden	DEVILS 4 at Washington 1	Kolzig (2), ENG
57.	3/30/03	Patrik Elias (4*)	NY Islanders 0 at DEVILS 6	DiPietro

58.	12/31/05	Scott Gomez	Toronto 6 at DEVILS 3	Belfour
59.	4/05/06	Patrik Elias	DEVILS 6 at Pittsburgh 4	Fleury
60.	10/12/06	Brian Gionta*	Maple Leafs 6 at DEVILS 7 (SO)	Aubin
61.	10/31/07	Jay Pandolfo (GW)	Tampa Bay 1 at DEVILS 6	Holmqvist (2), Denis (1)
62.	11/30/07	Zach Parise* (GW)	Montreal 0 at DEVILS 4	Price
63.	11/23/08	Dainius Zubrus (4)(GW)	DEVILS 7 at Tampa Bay 3	Kolzig (2), Ramo (2)
64.	1/02/10	Jamie Langenbrunner (GW)	DEVILS 5 at Minnesota 3	Backstrom
65.	4/01/11	Patrik Elias	Philadelphia 2 at DEVILS 4	Boucher
66.	2/14/12	Ilya Kovalchuk	DEVILS 4 at Buffalo 1	Miller (2), ENG
67.	3/02/12	Zach Parise (GW)	DEVILS 5 at Washington 0	Neuvirth
68.	3/08/12	Ilya Kovalchuk (GW)	NY Islanders 1 at DEVILS 5	Nabokov
69.	3/31/14	Travis Zajac	Florida 3 at DEVILS 6	Ellis

HAT TRICKS VS. DEVILS

NO.	DATE	PLAYER	SCORE	GOALTENDER
1.	11/01/82	Lanny McDonald	Calgary 6 at DEVILS 3	Resch
2.	11/16/82	Brian Sutter (GW)	DEVILS 2 at St. Louis 7	Resch (2), MacKenzie (1)
3.	12/17/82	Jari Kurri	DEVILS 4 at Edmonton 10	Resch
4.	1/29/83	Real Cloutier	DEVILS 4 at Quebec 6	Resch
5.	10/22/83	Ken Houston	DEVILS 3 at Los Angeles 8	Low (1), Resch (2)
6.	10/29/83	Mike Bossy (GW)	DEVILS 3 at NY Islanders 5	Resch
7.	11/19/83	Jari Kurri (5)	DEVILS 4 at Edmonton 13	Low (2), Resch (3)
8.	11/19/83	Wayne Gretzky (GW)	DEVILS 4 at Edmonton 13	Low (2), Resch (1)
9.	11/19/83	Wes Lindstrom	DEVILS 4 at Edmonton 13	Low
10.	2/25/84	Greg Gilbert	DEVILS 1 at NY Islanders 7	Low
11.	3/07/84	Jim Korn (GW)	DEVILS 4 at Toronto 8	Low
12.	3/13/84	Bob Bourne	NY Islanders 5 at DEVILS 1	Resch
13.	3/22/84	Pierre Larouche* (GW)	NY Rangers 5 at DEVILS 3	Resch
14.	10/20/84	Kevin LaVallee (GW)	DEVILS 3 at St. Louis 8	Low
15.	10/20/84	Dave Barr	DEVILS 3 at St. Louis 8	Low
16.	10/25/84	Anders Hedberg	NY Rangers 11 at DEVILS 2	Kampupuri
17.	11/21/84	Brian MacLellan (GW)	DEVILS 1 at Los Angeles 8	Low (2), Resch (1)
18.	1/29/85	Dave Taylor (GW)	DEVILS 3 at Los Angeles 6	Kampupuri
19.	12/14/85	Michel Goulet* (4)	DEVILS 3 at Quebec 9	Chevrier
20.	12/14/85	Brent Ashton	DEVILS 3 at Quebec 9	Chevrier
21.	12/22/85	Scott Bjugstad (GW)	Minnesota 8 at DEVILS 3	Resch
22.	12/28/85	Mike McPhee	DEVILS 3 at Montreal 8	Resch
23.	1/04/86	Mike Gartner	DEVILS 3 at Washington 9	Resch (2), St. Laurent (1)
24.	1/21/86	Tony Tanti (GW)	DEVILS 3 at Vancouver 5	Billington
25.	2/15/86	Mike Bossy (GW)	DEVILS 5 at NY Islanders 6	Resch
26.	3/01/86	Charlie Simmer	DEVILS 3 at Boston 8	Resch (1), Chevrier (2)
27.	10/18/86	Terry Ruszkowski (GW)	DEVILS 4 at Pittsburgh 8	Friesen
28.	10/23/86	Kevin LaVallee	DEVILS 8 at Pittsburgh 6	Chevrier
29.	11/09/86	Thomas Steen	DEVILS 5 at Winnipeg 8	Friesen
30.	11/23/86	Denis Savard (GW)	DEVILS 3 at Chicago 5	Chevrier
31.	12/26/86	Kelly Kisio	NY Rangers 7 at DEVILS 4	McLean
32.	2/18/87	Ray Ferraro (GW)	Hartford 6 at DEVILS 3	Chevrier (2), ENG
33.	1/22/88	Phil Housley	DEVILS 3 at Buffalo 7	Chevrier
34.	2/03/88	Esa Tikkanen	DEVILS 5 at Edmonton 8	Chevrier
35.	2/12/88	Gerard Gallant (GW)	DEVILS 3 at Detroit 4	Sauve
36.	10/14/88	Claude Lemieux (GW)	Montreal 7 at DEVILS 3	Sauve
37.	10/15/88	Dave Christian	DEVILS 5 at Philadelphia 7	Sauve
38.	11/20/88	Rick Tocchet	DEVILS 1 at Washington 8	Burke
39.	12/31/88	Mario Lemieux (5)	DEVILS 6 at Pittsburgh 8	Sauve (3), Terrieri (1), ENG
40.	1/27/89	Ron Francis	Hartford 8 at DEVILS 6	Burke
41.	3/25/89	Mario Lemieux (GW)	DEVILS 4 at Pittsburgh 5	Sauve (2), Burke (1)
42.	10/20/89	Rich Sutter (GW)	Vancouver 3 at DEVILS 2	Terrieri
43.	11/18/89	Andy Brickley (GW)	DEVILS 4 at Boston 6	Terrieri
44.	12/01/89	Pierre Turgeon	DEVILS 4 at Buffalo 6	Terrieri (2), Burke (1)
45.	12/09/89	Ray Ferraro (GW)	DEVILS 3 at Hartford 7	Burke (2), Terrieri (1)
46.	2/10/90	Gino Cavallini (GW)	DEVILS 0 at St. Louis 7	Terrieri
47.	3/22/90	Steve Thomas (4) (GW)	DEVILS 4 at Chicago 6	Terrieri
48.	11/20/90	Tomas Sandstrom*	DEVILS 4 at Los Angeles 5	Terrieri
49.	12/07/90	Mike Ridley (GW)	DEVILS 2 at Washington 5	Burke
50.	1/14/91	Tomas Sandstrom (GW)	Los Angeles 6 at DEVILS 1	Terrieri (1), Burke (2)
51.	1/11/92	Wendel Clark (GW)	Toronto 4 at DEVILS 3	Billington
52.	3/06/92	Pat LaFontaine	DEVILS 4 at Buffalo 5	Billington
53.	3/22/92	Mark Messier (4) (GW)	DEVILS 3 at NY Rangers 6	Erickson
54.	4/15/92	Steve Thomas (4)	DEVILS 0 at NY Islanders 7	Terrieri (2), Brodeur (2)
55.	12/12/92	Kevin Stevens	DEVILS 5 at Pittsburgh 6	Terrieri
56.	1/16/93	Pierre Turgeon	NY Islanders 5 at DEVILS 3	Terrieri
57.	4/16/93	Pierre Turgeon	DEVILS 4 at NY Islanders 8	Terrieri (1), Billington (2)
58.	12/15/93	Glen Wesley	Boston 5 at DEVILS 4	Brodeur (2), Sidorkiewicz (1)
59.	2/12/94	Cam Neely*	DEVILS 3 at Boston 5	Brodeur
60.	3/02/95	Bryan Smolinski (GW)	DEVILS 2 at Boston 7	Brodeur (2), Terrieri (1)
61.	3/06/95	Owen Nolan	DEVILS 3 at Quebec 6	Brodeur (2), Terrieri (1)
62.	10/28/95	Mario Lemieux (GW)	Pittsburgh 5 at DEVILS 3	Brodeur
63.	11/13/95	Keith Tkachuk (GW)	DEVILS 3 at Phoenix 4 (OT)	Brodeur
64.	12/19/97	Doug Brown (GW)	DEVILS 4 at Detroit 5	Brodeur
65.	1/10/98	Stu Barnes* (GW)	DEVILS 1 at Pittsburgh 4	Brodeur
66.	10/07/99	Aleksey Morozov*	Pittsburgh 7 at DEVILS 5	Brodeur
67.	11/25/99	Jeremy Roenick (GW)	DEVILS 2 at Phoenix 4	Terrieri
68.	1/06/01	Jan Hlavac	DEVILS 5 at NY Rangers 5 (OT)	Brodeur
69.	2/10/01	Alexei Kovalev (GW)	DEVILS 4 at Pittsburgh 5 (OT)	Brodeur
70.	10/11/01	Mark Parrish (GW)	NY Islanders 6 at DEVILS 4	Brodeur
71.	11/13/01	Alexei Kovalev	Pittsburgh 5 at DEVILS 1	Brodeur
72.	1/15/02	Zdeno Ciger (GW)	Tampa Bay 5 at DEVILS 4 (OT)	Brodeur
73.	3/13/03	Martin Lapointe (GW)	DEVILS 3 at Boston 4	Brodeur
74.	2/17/04	Marian Gaborik	Minnesota 4 at DEVILS 4 (OT)	Brodeur
75.	3/07/09	Sean Bergenheim	DEVILS 3 at NY Islanders 7	Brodeur (2), ENG
76.	10/27/10	Joe Thornton (GW)	DEVILS 2 at San Jose 5	Brodeur
77.	12/18/10	Eric Boulton (GW)	DEVILS 1 at Atlanta 7	Brodeur (1), Hedberg (2)
78.	11/02/11	Jeffrey Lupul (GW)	Toronto 5 at DEVILS 3	Brodeur
79.	2/26/12	Martin St. Louis (GW)	Tampa Bay 4 at DEVILS 3	Brodeur
80.	3/01/12	David Krejci (GW)	DEVILS 3 at Bruins 4 (OT)	Brodeur
81.	3/29/12	Ryan Malone	Tampa Bay 4 at DEVILS 6	Brodeur
82.	2/16/13	John Tavares (GW)	DEVILS 1 at NY Islanders 5	Hedberg
83.	2/23/13	Alexander Ovechkin (GW)	DEVILS 3 at Washington 5	Hedberg
84.	1/03/14	Patrick Sharp	Chicago 5 at DEVILS 3	Brodeur

\*Denotes natural hat trick.



vs. ANA	MIN	GA	SO	GAA	W-L-O/T
Schwab	60	1	0	1.00	1-0-0
Brodeur	1278	40	2	1.88	15-6-1
Schneider	62	3	0	2.90	0-0-1
Dunham	79	5	0	3.80	0-1-0
Clemmensen	59	4	0	4.00	0-0-0
Terreri	30	4	0	8.00	0-0-0
vs. ARI	MIN	GA	SO	GAA	W-L-O/T
Sauve	4	4	0	1.92	0-1-1
Brodeur	1278	47	0	3.66	12-9-1
Kampouri	74	3	0	2.43	0-0-1
Vanbiesbrouck	119	5	0	2.52	1-1-0
Terreri	446	20	0	2.69	1-5-1
Burke	377	23	0	3.24	0-0-0
Dunham	48	3	0	3.75	0-0-0
Billington	119	8	0	4.03	1-1-0
Chevrier	241	17	0	4.23	1-3-0
Resch	423	30	0	4.26	2-5-0
Hedberg	60	5	0	5.00	0-0-0
Low	100	10	0	6.00	0-2-0
MacKenzie	8	1	0	7.50	0-0-0
Friesen	60	8	0	8.00	0-1-0
vs. BOS	MIN	GA	SO	GAA	W-L-O/T
Schwab	29	0	0	0.00	0-0-0
Danis	60	1	0	1.00	1-0-0
Middlebrook	60	2	0	2.00	0-0-1
Dunham	81	7	0	2.22	1-0-0
Hedberg	184	7	0	2.28	1-1-1
Clemmensen	366	14	0	2.30	4-2-0
Brodeur	3537	153	4	2.59	26-23-0
Kampouri	60	3	0	3.00	0-0-0
Sidorkiewicz	39	3	0	3.00	0-1-0
Terreri	1268	68	0	3.22	0-9-4
McLean	35	2	0	3.43	0-0-0
Weekes	59	4	0	4.07	0-1-0
Low	240	17	0	4.25	1-3-0
Sauve	120	9	0	4.50	0-2-0
Resch	320	27	0	5.06	0-5-1
Burke	121	11	0	5.45	1-1-0
Reese	40	4	0	6.00	0-1-0
Chevrier	185	19	0	6.16	1-2-0
vs. BUF	MIN	GA	SO	GAA	W-L-O/T
Schneider	188	4	1	1.28	1-1-1
Schwab	14	3	0	1.28	1-0-1
Brodeur	3575	126	3	1.11	33-16-9
Clemmensen	120	5	0	2.50	2-0-0
Dunham	84	4	0	2.86	1-1-0
Sauve	145	7	0	2.90	1-0-1
Weekes	115	6	0	3.00	0-2-0
Terreri	500	29	1	3.35	4-2-2
Hedberg	223	13	0	3.50	1-1-2
Billington	439	26	0	3.55	3-3-1
Chevrier	422	27	0	3.34	2-5-0
Resch	189	18	0	3.34	1-3-4
Resch	385	31	0	4.83	0-5-2
Low	160	16	0	6.00	0-2-0
vs. CGY	MIN	GA	SO	GAA	W-L-O/T
Dunham	125	2	1	0.96	1-0-1
Damphousse	60	1	0	1.00	1-0-0
Schneider	59	1	0	1.02	0-1-0
Brodeur	978	38	1	2.33	7-6-3
Hedberg	116	5	0	2.16	1-1-0
Terreri	239	14	0	3.51	2-2-0
Billington	228	15	0	3.95	2-1-0
Low	313	20	0	4.03	0-3-2
Resch	200	16	0	4.03	0-3-2
Schwab	62	5	0	4.44	0-1-0
Chevrier	462	38	0	4.94	2-6-1
Kampouri	60	5	0	5.00	0-1-0
Burke	416	35	0	5.05	0-7-0
Sauve	14	4	0	17.14	0-0-0
vs. CAR	MIN	GA	SO	GAA	W-L-O/T
Frazee	18	0	0	0.00	0-0-0
Danis	15	0	0	0.00	0-0-0
Middlebrook	3	3	0	0.00	0-0-0
Damphousse	60	1	0	1.00	1-0-0
Schneider	119	3	0	1.51	2-0-0
Sauve	125	4	0	1.92	1-0-1
Brodeur	3625	127	9	2.10	39-16-6
Billington	398	17	0	2.56	6-0-1
Hedberg	394	18	0	2.74	4-3-0
Terreri	518	27	1	3.13	3-4-1
Low	185	10	0	3.24	0-2-1
Resch	395	23	0	3.29	2-3-0
Clemmensen	108	7	0	3.89	0-1-0
Weekes	60	4	0	4.00	0-1-0
Sidorkiewicz	40	3	0	4.50	0-1-0
Burke	406	31	0	4.50	2-5-0
Chevrier	272	22	0	4.85	0-3-0
Kampouri	89	8	0	5.39	0-2-0
Reese	60	6	0	6.00	0-1-0
vs. CHI	MIN	GA	SO	GAA	W-L-O/T
Vanbiesbrouck	120	4	0	2.00	2-0-0
St. Laurent	60	2	0	2.00	1-0-0
Brodeur	1197	42	1	2.11	9-4-6
Sauve	150	5	0	2.40	2-0-0
Chevrier	180	8	0	2.67	0-0-0
Terreri	561	27	0	2.89	4-1-4
Dunham	165	8	0	2.91	1-1-1
Sidorkiewicz	20	1	0	3.00	0-0-0
Burke	370	19	0	3.08	2-2-2
Schwab	44	4	0	3.38	0-1-0
Resch	480	34	0	4.25	2-6-0
Schneider	60	5	0	5.00	0-1-0
Hedberg	34	3	0	5.29	1-0-0
Billington	120	11	0	5.50	0-2-0
Low	120	11	0	5.50	0-2-0

vs. COL	MIN	GA	SO	GAA	W-L-O/T
Schneider	125	3	0	1.44	0-2-0
Dunham	59	2	0	2.03	0-1-0
Brodeur	1856	70	4	2.26	17-8-6
Terreri	545	26	0	2.86	4-4-0
Burke	21	1	0	3.75	0-1-0
Low	240	15	0	3.75	2-2-0
Resch	310	20	0	3.87	2-2-1
Sauve	119	8	0	4.03	0-2-0
Chevrier	339	28	0	4.60	1-9-1
Billington	180	18	0	5.00	1-3-0
Middlebrook	60	7	0	7.00	0-1-0
vs. CBJ	MIN	GA	SO	GAA	W-L-O/T
Weekes	177	1	0	1.30	1-0-0
Brodeur	795	29	2	2.19	7-3-3
Schneider	118	5	0	2.54	1-1-0
vs. DAL	MIN	GA	SO	GAA	W-L-O/T
Schneider	121	2	1	0.99	2-0-0
Hedberg	179	5	1	1.68	2-1-0
Low	105	3	0	1.71	0-0-1
Brodeur	1240	41	4	1.98	11-9-1
Dunham	60	2	0	2.00	1-0-0
Terreri	296	12	0	2.03	2-3-0
Clemmensen	60	3	0	3.00	0-1-0
Burke	406	21	1	3.10	3-3-1
Chevrier	349	23	0	3.95	3-3-0
Dunham	569	39	1	4.10	3-0-0
Sauve	3	6	0	4.93	1-0-0
Billington	79	7	0	5.32	0-1-0
Danis	20	3	0	9.00	0-0-0
vs. DET	MIN	GA	SO	GAA	W-L-O/T
Brodeur	1207	45	2	2.24	10-9-1
Burke	329	13	0	2.37	4-0-2
Chevrier	306	13	0	2.57	4-0-1
Terreri	539	24	0	2.65	4-3-1
Low	141	7	0*	2.98	2-1-0
Weekes	59	3	0	3.05	0-1-0
Resch	404	24	0*	3.56	2-2-2
Sauve	184	13	0	4.24	0-3-0
Clemmensen	60	3	0	4.00	0-0-0
Schneider	119	10	0	5.04	0-2-0
Billington	230	22	0	5.74	0-3-1
vs. EDM	MIN	GA	SO	GAA	W-L-O/T
Schneider	63	1	0	0.95	1-0-0
Hedberg	61	1	0	0.98	1-0-0
Dunham	120	3	0	1.50	2-0-0
Burke	289	8	1	1.66	2-1-0
Clemmensen	60	2	0	2.00	0-1-0
Brodeur	1102	45	0	2.45	9-6-3
Terreri	538	34	0	3.79	3-4-2
Billington	337	24	0	4.27	2-3-0
Chevrier	210	17	0	4.86	2-2-0
Resch	420	36	0	5.14	1-4-0
Low	165	15	0	5.45	0-2-1
Sauve	31	6	0	11.61	0-0-0
MacKenzie	20	4	0	12.00	0-0-0
vs. FLA	MIN	GA	SO	GAA	W-L-O/T
Weekes	60	1	0	1.00	1-0-0
Schwab	71	2	0	1.69	0-1-0
Terreri	239	7	0	1.75	3-1-0
Schneider	119	4	0	2.55	1-1-0
Shulmistra	62	2	0	1.94	0-1-0
Brodeur	3901	134	6	2.06	40-16-9
Clemmensen	183	7	0	2.30	2-1-0
Dunham	184	8	0	2.61	1-2-0
Hedberg	422	8	0	6.25	0-1-0
Damphousse	59	3	0	3.05	0-1-0
vs. LA	MIN	GA	SO	GAA	W-L-O/T
Hedberg	105	0	1	0.00	2-0-0
MacKenzie	12	0	0	0.00	0-0-0
Schneider	121	2	0	0.99	1-1-0
Weekes	60	1	0	1.00	1-0-0
Sidorkiewicz	51	4	0	1.18	0-1-0
Billington	94	4	0	2.00	3-0-0
Brodeur	931	33	1	2.13	8-6-1
Dunham	121	5	0	2.48	1-1-0
Clemmensen	59	3	0	3.05	0-1-0
Chevrier	20	6	0	3.44	0-3-0
Terreri	668	39	0	3.52	5-6-1
Resch	367	24	0	3.90	2-3-0
Burke	285	25	0	5.26	1-2-1
Low	144	16	0	6.67	1-2-1
Resch	319	20	0	6.00	0-1-0
Kampouri	49	5	0	8.57	0-1-0
Middlebrook	40	6	0	9.00	0-1-0
Sauve	4	6	0	9.00	0-1-0
vs. MIN	MIN	GA	SO	GAA	W-L-O/T
Hedberg	108	3	0	1.67	0-1-0
Brodeur	627	26	1	2.49	7-2-2
Schneider	121	6	0	2.98	1-1-0
vs. MTL	MIN	GA	SO	GAA	W-L-O/T
Clemmensen	181	4	0	1.33	3-0-0
Brodeur	4190	128	9	1.83	45-19-6
Sauve	12	4	0	2.00	1-1-0
Billington	120	5	0	2.50	1-1-0
Chevrier	59	9	0	2.80	2-0-0
Schneider	65	3	0	2.77	0-0-1
Hedberg	100	5	0	3.00	0-2-0
McKenna	58	3	0	3.10	0-0-0
Terreri	31	0	0	3.43	0-0-0
Dunham	54	4	0	3.69	0-0-0
Burke	364	23	0	3.79	1-4-1
Low	185	12	0	3.89	1-1-1
Low	60	4	0	4.00	0-1-0
McLean	40	4	0	4.00	0-1-0
Resch	469	38	0	4.66	3-0-0
Middlebrook	60	5	0	5.00	0-1-0

vs. NSH	MIN	GA	SO	GAA	W-L-O/T
Schwab	60	1	0	1.00	0-0-0
Terreri	60	1	0	1.00	1-0-0
Clemmensen	65	2	0	1.85	1-0-0
Brodeur	124	4	0	1.94	1-0-1
Schneider	61	3	0	2.95	0-0-1
vs. NYI	MIN	GA	SO	GAA	W-L-O/T
Schwab	67	1	0	0.96	0-0-0
Brodeur	125	2	0	1.21	0-0-0
Hedberg	358	9	2	1.51	4-2-0
Danis	138	5	0	2.17	1-1-0
Brodeur	5236	194	10*	2.22	51-28-9
Weekes	194	10	0	2.33	2-1-1
Clemmensen	259	11	0	2.55	1-2-1
Sauve	198	11	0	3.33	1-1-1
Terreri	2003	113	0	3.38	9-16-7
Burke	613	35	0	3.43	4-4-2
Resch	1267	95	0	4.50	4-15-2
Dunham	61	5	0*	4.92	0-1-0
Kampouri	60	5	0	5.00	0-1-0
Chevrier	468	42	0	5.38	3-7-0
Billington	228	22	0	5.79	0-4-0
McLean	111	11	0	5.95	1-0-0
Low	120	12	0	6.00	0-2-0
MacKenzie	10	1			

NO.	DATE	GOALTENDER	SCORE	NO.	DATE	GOALTENDER	SCORE	NO.	DATE	GOALTENDER	SCORE	NO.	DATE	GOALTENDER	SCORE
1.	12/04/83	Low, Resch	Det. 0 at NJ 6	84.	12/30/02	Martin Brodeur	NJ 1 at Bos. 0	53.	11/10/82	Al Jensen, Wash.	NJ 0 at Wash. 3	66.	2/27/02	Roman Cechmanek, Phi.	Phi. 1 at NJ 0
2.	12/17/83	Glenn Resch	NJ 2 at Min. 0	85.	1/03/03	Corey Schwab	Tor. 0 at NJ 2	54.	11/14/82	Mario Lessard, LA	NJ 0 at LA 3	67.	3/04/02	Patrick Roy, Col.	NJ 0 at Col. 2
3.	11/18/84	Ron Low	NJ 6 at NYR 0	86.	1/15/03	Martin Brodeur	NYI 0 at NJ 5	55.	12/12/82	Ed Mio, NYR	NJ 0 at NYR 4	68.	12/07/02	Ed Belfour, Tor.	NJ 0 at Tor. 1
4.	3/27/86	Sam St. Laurent	StL. 0 at NJ 1	87.	1/28/03	Martin Brodeur	Det. 0 at NJ 1	56.	2/20/83	Bob Froese, Phi.	Det. 0 at Phi. 3	69.	12/02/02	Patrick Lalime, Ott.	0 at NJ 0
5.	10/27/87	Alain Chevrier	Phi. 0 at NJ 4	88.	2/12/03	Martin Brodeur	NJ 3 at Phx. 0	57.	3/10/83	Greg Millen, Hfd.	Hfd. 3 at NJ 0	70.	11/28/03	Marty Turco, Dal.	NJ 0 at Dal. 2
6.	3/29/88	Sean Burke	Pit. 0 at NJ 4	89.	3/18/03	Martin Brodeur	Pit. 0 at NJ 4	58.	3/14/83	Don Edwards, Cgy.	Cgy. 7 at NJ 0	71.	1/13/04	Patrick Lalime, Ott.	0 at NJ 0
7.	10/10/88	Sean Burke	NJ 5 at NYR 0	90.	3/30/03	Martin Brodeur	NYI 0 at NJ 6	59.	10/26/83	Al Jensen, Wash.	Wsh. 2 at NJ 0	72.	2/05/04	Dan Cloutier, Van.	Van. 4 at NJ 0
8.	1/15/89	Sean Burke	Edm. 0 at NJ 1	91.	10/28/03	Martin Brodeur	NJ 4 at NYI 0	60.	11/15/83	Gilles Meloche, Min.	NJ 0 at Min. 6	73.	2/28/04	Ed Belfour, Tor.	NJ 0 at Tor. 3
9.	3/05/89	Sean Burke	Min. 0 at NJ 2	92.	11/08/03	Martin Brodeur	NJ 1 at Ott. 0	61.	12/20/83	Pichelle Sevigny, Mtl.	Mtl. 6 at NJ 0	74.	12/23/05	Michael Garnett, Atl.	Atl. 1 at NJ 0
10.	2/10/91	Chris Terreri	Van. 0 at NJ 2	93.	11/15/03	Martin Brodeur	NYR 0 at NJ 5	62.	12/22/83	Rick Lindberg, Phi.	NJ 0 at Phi. 5	75.	1/26/06	John Graham, TB	NJ 0 at TB 1 (OT)
11.	10/26/91	Chris Terreri	SJ 0 at NJ 9	94.	11/25/03	Martin Brodeur	NJ 4 at LA 0	63.	1/19/84	Bob Froese, Phi.	NJ 0 at Phi. 2	76.	1/27/06	Roberto Luongo, Fla.	NJ 0 at Fla. 4
12.	12/28/91	Craig Billington	Buf. 0 at NJ 3	95.	12/04/03	Martin Brodeur	Wsh. 0 at NJ 3	64.	2/02/84	Pat Riggan, Wsh.	Wsh. 2 at NJ 0	77.	3/19/06	Ray Emery, Ott.	0 at NJ 0
13.	1/02/92	Craig Billington	Pit. 0 at NJ 4	96.	12/10/03	Martin Brodeur	NYI 0 at NJ 1 (OT)	65.	3/24/84	Tom Barrasso, Buf.	Buf. 6 at NJ 0	78.	11/25/06	Evgeni Nabokov, SJ	NJ 0 at SJ 2
14.	10/17/92	Chris Terreri	Phi. 0 at NJ 2	97.	12/13/03	Martin Brodeur	NJ 2 at Phi. 0	66.	11/17/84	Steve Penney, Mtl.	NJ 0 at Mtl. 5	79.	3/14/07	Jocelyn Thibault, Pit.	Pit. 3 at NJ 0
15.	11/13/92	Craig Billington	Wsh. 0 at NJ 3	98.	12/18/03	Martin Brodeur	NJ 3 at Atl. 0	67.	2/14/85	Steve Weeks, Hfd.	Hfd. 4 at NJ 0	80.	10/11/07	Tomas Vokoun, Fla.	NJ 0 at Fla. 3
16.	12/18/92	Craig Billington	NJ 2 at TB 0	99.	12/27/03	Corey Schwab	NJ 2 at Pit. 0	68.	4/03/85	Warren Skorodenski, Chi.	NJ 0 at Chi. 5	81.	10/18/07	Martin Biron, Phi.	NJ 0 at Phi. 4
17.	3/29/93	Chris Terreri	SJ 0 at NJ 5	100.	1/10/04	Martin Brodeur	NJ 1 at Tor. 0	69.	2/08/86	Roberto Romano, Pit.	NJ 0 at Pit. 4	82.	10/25/07	Henrik Lundqvist, NYR	NJ 0 at NYR 2
18.	10/20/93	Martin Brodeur	Ana. 0 at NJ 4	101.	1/20/04	Scott Clemmensen	NJ 3 at Pit. 0	70.	3/31/86	John Vanbiesbrouck, NYR	NJ 0 at NYR 9	83.	11/05/07	Dany Sabourin, Pit.	Pit. 5 at NJ 0
19.	11/17/93	Chris Terreri	Buf. 0 at NJ 4	102.	1/23/04	Martin Brodeur	Mtl. 0 at NJ 2	71.	1/06/87	Ron Hextall, Phi.	NJ 0 at Phi. 4	84.	11/16/07	Rick DiPietro, NYI	NYI 1 at NJ 0
20.	1/19/94	Martin Brodeur	NJ 4 at Wpg. 0	103.	3/26/04	Scott Clemmensen	NJ 5 at Atl. 0	72.	2/22/87	Bill Smith, NYI	NYI 7 at NJ 0	85.	12/09/07	Henrik Lundqvist, NYR	NJ 0 at NYR 1 (OT)
21.	3/10/94	Chris Terreri	Hfd. 0 at NJ 4	104.	3/30/04	Martin Brodeur	NJ 0 at NJ 5	73.	10/19/88	Kirk McLean, Van.	Van. 4 at NJ 0	86.	12/18/07	Roberto Luongo, Van.	NJ 0 at Van. 5
22.	3/13/94	Martin Brodeur	Dal. 0 at NJ 4	105.	1/03/06	Martin Brodeur	Phi. 0 at NJ 3	74.	10/29/88	Mike Liut, Hfd.	NJ 0 at Hfd. 3	87.	2/29/08	Cristobal Huet, Wsh.	Wsh. 4 at NJ 0
23.	2/20/95	Martin Brodeur	NJ 2 at Wsh. 0	106.	1/09/06	Martin Brodeur	Fia. 0 at NJ 3	75.	1/11/89	Brian Hayward, Mtl.	NJ 0 at Mtl. 1	88.	3/11/08	Carey Price, Mtl.	NJ 0 at Mtl. 4
24.	4/05/95	Martin Brodeur	NJ 2 at Ott. 0	107.	1/13/06	Martin Brodeur	Van. 0 at NJ 3	76.	2/10/90	Vincent Riendeau, StL.	NJ 0 at StL. 7	89.	3/25/08	M.A. Fleury, Pit.	Pit. 2 at NJ 0
25.	4/09/95	Martin Brodeur	NYR 0 at NJ 2	108.	1/24/06	Martin Brodeur	NJ 4 at NYI 0	90.	10/20/90	Don Beaupre, Wsh.	NJ 0 at Wsh. 4	90.	4/04/08	Martin Biron, Phi.	NJ 0 at Phi. 3
26.	10/07/95	Martin Brodeur	Fla. 0 at NJ 4	109.	2/03/06	Martin Brodeur	Car. 0 at NJ 3	91.	2/18/91	Grant Fuhr, Edm.	Edm. 4 at NJ 0	91.	11/03/08	Ryan Miller, Buf.	Buf. 2 at NJ 0
27.	11/14/95	Martin Brodeur	Hfd. 0 at NJ 1	110.	10/06/06	Martin Brodeur	NJ 4 at Car. 0	92.	3/30/91	Don Beaupre, Wsh.	NJ 0 at Wsh. 4	92.	12/23/08	Tim Thomas, Bos.	Bos. 2 at NJ 0
28.	1/03/96	Martin Brodeur	NJ 1 at Col. 0	111.	10/26/06	Martin Brodeur	Fla. 0 at NJ 2	93.	11/09/91	Andy Moog, Bos.	NJ 0 at Bos. 4	93.	12/26/08	M.A. Fleury, Pit.	Pit. 1 at NJ 0
29.	2/10/96	Martin Brodeur	NYR 0 at NJ 3	112.	10/28/06	Martin Brodeur	CBJ 0 at NJ 1	94.	11/16/91	Bob Essensa, Wpg.	Wpg. 1 at NJ 0	94.	1/08/09	Kari Lehtonen, Atl.	Atl. 4 at NJ 0
30.	2/18/96	Martin Brodeur	Wsh. 0 at NJ 3	113.	12/08/06	Martin Brodeur	Phi. 0 at NJ 2	95.	12/23/91	Mike Richter, NYR	NJ 0 at NYR 3	95.	2/17/09	Tomas Vokoun, Fla.	NJ 0 at Fla. 4
31.	3/15/96	Martin Brodeur	TB 0 at NJ 5	114.	12/26/06	Martin Brodeur	Pit. 0 at NJ 3	96.	1/25/92	Tim Cheveldae, Det.	Det. 7 at NJ 0	96.	2/21/09	Yann Danis, NYI	NJ 0 at NYI 4
32.	11/06/96	Martin Brodeur	NJ 2 at Det. 0	115.	12/30/06	Martin Brodeur	NJ 2 at NYI 0	97.	4/15/92	Glenn Healy, NYI	NJ 0 at NYI 7	97.	3/30/09	Henrik Lundqvist, NYR	NJ 0 at NYR 3
33.	11/09/96	Brodeur, Dunham	NYI 0 at NJ 4	116.	1/07/07	Martin Brodeur	NJ 3 at Mtl. 0	98.	11/21/92	Tom Barrasso, Pit.	NJ 0 at Pit. 2	98.	1/12/10	Henrik Lundqvist, NYR	NJ 0 at NYR 0 (SO)
34.	12/03/96	Martin Brodeur	Fia. 0 at NJ 2	117.	1/16/07	Martin Brodeur	NYR 0 at NJ 1	99.	12/21/92	John Vanbiesbrouck, NYR	NYR 3 at NJ 0	99.	1/18/10	Rick DiPietro, NYI	NJ 0 at NYI 4
35.	12/16/96	Mike Dunham	NJ 5 at Cgy. 0	118.	1/26/07	Martin Brodeur	NJ 2 at TB 0	100.	4/03/93	Felix Potvin, Tor.	NJ 0 at Tor. 1	100.	1/26/10	Brian Elliott, Ott.	NJ 0 at Ott. 3
36.	12/23/96	Martin Brodeur	Buf. 0 at NJ 0 (OT)	119.	2/08/07	Martin Brodeur	NYI 0 at NJ 2	101.	10/26/93	Patrick Roy, Mtl.	Mtl. 2 at NJ 0	101.	2/02/10	J.S. Giguere, Tor.	NJ 0 at Tor. 3
37.	1/03/97	Martin Brodeur	NJ 1 at Ott. 0	120.	2/17/07	Martin Brodeur	NJ 2 at NYI 0	102.	1/09/94	Richard Tabaracci, Wsh.	Wsh. 4 at NJ 0	102.	3/07/10	Jeff Deslauriers, Edm.	NJ 0 at Edm. 2
38.	2/13/97	Martin Brodeur	Hfd. 0 at NJ 4	121.	2/27/07	Martin Brodeur	NJ 1 at Pit. 0	103.	1/26/95	Blaine Lacher, Bos.	NJ 0 at Bos. 1 (OT)	103.	3/20/10	Ty Conklin, StL.	StL. 1 at NJ 0
39.	3/13/97	Martin Brodeur	Hfd. 0 at NJ 6	122.	11/23/07	Martin Brodeur	NJ 3 at Atl. 0	104.	2/04/95	Jocelyn Thibault, Que.	NJ 0 at Que. 2	104.	3/30/10	Tuukka Rask, Bos.	Bos. 1 at NJ 0 (OT)
40.	3/27/97	Martin Brodeur	NYR 0 at NJ 4	123.	11/30/07	Martin Brodeur	Mtl. 0 at NJ 4	105.	4/20/95	Mark Fitzpatrick, Fla.	NJ 0 at Fla. 1	105.	11/01/10	Roberto Luongo, Van.	NJ 0 at Van. 3
41.	4/01/97	Martin Brodeur	NJ 1 at Wsh. 0	124.	12/23/07	Martin Brodeur	NJ 1 at Cgy. 0 (OT)	106.	11/25/95	Andy Moog, Dal.	NJ 0 at Dal. 2	106.	11/05/10	Henrik Lundqvist, NYR	NYR 3 at NJ 0
42.	4/04/97	Martin Brodeur	TB 0 at NJ 3	125.	1/04/08	Martin Brodeur	NJ 3 at Phi. 0	107.	12/31/95	Jeff Hackett, Chi.	NJ 0 at Chi. 5	107.	11/15/10	Tim Thomas, Bos.	NJ 0 at Bos. 3
43.	4/06/97	Mike Dunham	NJ 2 at StL. 0	126.	10/16/08	Martin Brodeur	NJ 1 at Atl. 0	108.	3/17/96	John Vanbiesbrouck, Fla.	NJ 0 at Fla. 3	108.	11/26/10	Rick DiPietro, NYI	NJ 0 at NYI 2
44.	4/11/97	Martin Brodeur	Bos. 0 at NJ 2	127.	10/22/08	Martin Brodeur	Dal. 0 at NJ 5	109.	4/04/96	Mason Muzzatti, Hfd.	Hfd. 1 at NJ 0	109.	3/18/11	Michal Neuvirth, Wsh.	Wsh. 3 at NJ 0
45.	10/18/97	Mike Dunham	TB 0 at NJ 5	128.	2/09/09	Scott Clemmensen	NYR 0 at NJ 3	110.	11/14/96	Mike Fountain, Van.	Van. 3 at NJ 0	110.	3/25/11	M.A. Fleury, Pit.	NJ 0 at Pit. 1 (SO)
46.	10/27/97	Martin Brodeur	NJ 5 at Phi. 0	129.	2/13/09	Scott Clemmensen	Bos. 0 at NJ 1	111.	12/23/96	Dominik Hasek, Buf.	Buf. 0 at NJ 0 (OT)	111.	3/26/11	Ryan Miller, Buf.	NJ 0 at Buf. 2
47.	11/08/97	Martin Brodeur	Bos. 0 at NJ 2	130.	2/26/09	Martin Brodeur	Col. 0 at NJ 4	112.	1/12/97	Mike Richter, NYR	NJ 0 at NYR 3	112.	10/08/11	Ilya Bryzgalov, Phi.	Phi. 3 at NJ 0
48.	12/04/97	Martin Brodeur	NJ 4 at Pit. 0	131.	3/01/09	Martin Brodeur	Phi. 0 at NJ 3	113.	11/04/97	Stephane Fiset, LA	LA 3 at NJ 0	113.	2/27/12	Henrik Lundqvist, NYR	NJ 0 at NYR 2
49.	12/13/97	Martin Brodeur	NJ 3 at Tor. 0	132.	3/20/09	Martin Brodeur	Min. 0 at NJ 4	114.	11/26/97	Guy Hebert, Ana.	NJ 0 at Ana. 2	114.	3/04/12	Anders Nilsson, NYI	NJ 0 at NYI 1
50.	2/02/98	Martin Brodeur	NJ 1 at Ott. 0	133.	10/17/09	Martin Brodeur	Car. 0 at NJ 2	115.	3/20/98	Olaf Kolzig, Wsh.	NJ 0 at Wsh. 2	115.	3/13/12	Ilya Bryzgalov, Phi.	NJ 0 at Phi. 3
51.	2/04/98	Martin Brodeur	Ott. 0 at NJ 2	134.	12/07/09	Martin Brodeur	NJ 4 at Buf. 0	116.	4/01/98	Trevor Kidd, Car.	Car. 4 at NJ 0	116.	3/15/12	J.S. Giguere, Col.	Col. 0 at NJ 1 (SO)
52.	3/12/98	Martin Brodeur	NJ 2 at Car. 0	135.	12/21/09	Martin Brodeur	NJ 3 at Pit. 0	117.	10/28/98	Fiset, Legace, LA	LA 4 at NJ 0	117.	4/04/13	Tuukka Rask, Bos.	NJ 0 at Bos. 1
53.	3/18/98	Martin Brodeur	Ana. 0 at NJ 3	136.	12/30/09	Martin Brodeur	Pit. 0 at NJ 2	118.	4/12/13	Dominik Hasek, Buf.	Buf. 2 at NJ 0	118.	4/12/13	Craig Anderson, Ott.	Ott. 2 at NJ 0
54.	3/26/98	Martin Brodeur	NJ 2 at Col. 0	137.	1/05/10	Martin Brodeur	Dal. 0 at NJ 4	119.	1/02/99	Damian Rhodes, Ott.	NJ 0 at Ott. 6	119.	4/15/13	James Reimer, Tor.	NJ 0 at Tor. 2
55.	3/28/98	Martin Brodeur	NJ 3 at Phx. 0	138.	1/12/10	Martin Brodeur	NJ 1 at NYR 0 (SO)	120.	3/02/00	Patrick Roy, Col.	NJ 0 at Col. 5	120.	4/27/13	Henrik Lundqvist, NYR	NJ 0 at NYR 4
56.	11/11/98	Martin Brodeur	Mtl. 0 at NJ 3	139.	1/20/10	Martin Brodeur	Fia. 0 at NJ 2	121.	3/21/00	Arturs Irbe, Car.	Car. 5 at NJ 0	121.	10/03/13	M.A. Fleury, Pit.	NJ 0 at Pit. 3
57.	12/01/98	Martin Brodeur	NJ 4 at Wsh. 0	140.	4/03/10	Martin Brodeur	NJ 4 at Car. 0	122.	4/06/00	Dominik Hasek, Buf.	Buf. 5 at NJ 0	122.	10/13/13	Al Montoya, Wpg.	NJ 0 at Wpg. 3
58.	1/28/99	Martin Brodeur	NJ 2 at Bos. 0	141.	4/06/10	Martin Brodeur	NJ 3 at Atl. 0	123.	11/11/00	Dominik Hasek, Buf.	Buf. 4 at NJ 0	123.	11/02/13	Ray Emery, Phi.	Phi. 1 at NJ 0
59.	2/04/99	Chris Terreri	NJ 2 at StL. 0	142.	10/13/10	Martin Brodeur	NJ 1 at Buf. 0 (OT)	124.	12/01/00	John Vanbiesbrouck, NYI	NYI 0 at NJ 0 (OT)	124.	11/03/13	Josh Harding, Min.	NJ 0 at Min. 4
60.	4/08/99	Martin Brodeur	Wsh. 0 at NJ 1	143.	10/21/10	Martin Brodeur	NJ 3 at Mtl. 0	125.	11/11/00	Dominik Hasek, Buf.	Buf. 1 at NJ 0	125.	11/15/13	Ben Scrivens, LA	LA 2 at NJ 0
61.	10/09/99	Martin Brodeur	TB 0 at NJ 1	144.	11/22/10	Johan Hedberg	Wsh. 0 at NJ 5	126.	11/18/01	Patrick Roy, Col.	Col. 2 at NJ 0	126.	1/28/14	Jaroslav Halak, StL.	NJ 0 at StL. 3
62.	12/09/99	Martin Brodeur	NJ 4 at Chi. 0	145.	12/15/10	Martin Brodeur	Phx. 0 at NJ 3	127.	11/23/01	Nikolai Knabibulin, TB	NJ 0 at TB 2	127.	2/08/14	Bradlen Holtby, Wsh.	NJ 0 at Wsh. 3
63.	1/21/00	Martin Brodeur	NYI 0 at NJ 4	146.	1/20/11	Martin Brodeur	Pit. 0 at NJ 2	128.	11/27/01	Johan Hedberg, Pit.	NJ 0 at Pit. 6	128.	3/15/14	Ben Bishop, TB	NJ 0 at TB 3
64.	2/27/00	Martin Brodeur	Mtl. 0 at NJ 3	147.	2/18/11	Johan Hedberg	NYR 0 at NJ 1	129.	12/22/01	Jani Hurme, Ott.	Ott. 1 at NJ 0	129.	3/22/14	Henrik Lundqvist, NYR	NYR 2 at NJ 0
65.	3/10/00	Martin Brodeur	NJ 9 at Atl. 0	148.	2/22/11	Johan Hedberg	NJ 1 at Dal. 0	130.	2/05/02	Jose Theodore, Mtl.	Mtl. 1 at NJ 0	130.	4/07/14	Karri Ramo, Cgy.	Cgy. 1 at NJ 0
66.	3/31/00	Martin Brodeur	Atl. 0 at NJ 6	149.	3/20/11	Martin Brodeur	NJ 3 at CBJ 0								
67.	10/28/00	Martin Brodeur	NJ 9 at Pit. 0	150.	3/25/11	Martin Brodeur	NJ 0 at Pit. 1 (SO)								
68.	12/01/00	Martin Brodeur	NYI 0 at NJ 0 (OT)	151.	10/25/11	Johan Hedberg	NJ 3 at LA 0								
69.	12/11/00	Martin Brodeur	Atl. 0 at NJ 4	152.	11/25/11	Johan Hedberg	NJ 1 at NYI 0								
70.	12/22/00	Martin Brodeur	NJ 2 at Fla. 0	153.	2/07/12	Martin Brodeur	NJ 1 at NYR 0								

**SEASON**

**STREAKS**

**LONGEST UNBEATEN**  
13 - Accomplished four times,  
most recently 10/28-11/6/03  
(10-0-3)

**At Home**  
15 - (9-0-6) 1/8-3/15/97  
12 - (10-0-2) 10/9-12/3/99  
11 - (11-0-0) 2/9-3/20/09

**On Road**  
10 - (10-0-0) 2/27-4/7/01  
9 - (9-0-0) 10/8-11/12/09  
8 - Accomplished four times,  
most recently (5-0-3)  
10/8-11/26/03

**LONGEST WINNING**  
13 - 2/26-3/23/01  
11 - 3/28-4/18/06  
9 - 11/17-12/7/07, 1/3-21/06

**At Home**  
11 - 2/9-3/20/09  
8 - 1/3-2/7/06, 1/3-2/4/03,  
10/9-11/7/87

**On Road**  
10 - 2/27-4/7/01  
9 - 10/8-11/12/09  
7 - 1/11-2/21/12  
1/13-2/6/09

**LONGEST WINLESS**  
18 - (0-14-4) 10/20-11/26/82  
11 - (0-7-4) 12/27/90-1/22/91  
(0-10-1) 1/17-2/8/86  
(franchise record)  
27 - (0-21-6) 2/12-4/4/76

**At Home**  
9 - (0-9-0) 12/22/85-2/6/86  
7 - (0-5-2) 10/8-11/10/10  
(0-5-2) 10/26-11/29/82  
(franchise record)

14 - (0-12-2) 2/4-3/31/79  
(0-10-4) 2/12-3/30/76

**On Road**  
14 - (0-13-1) 12/26/82-3/5/83  
12 - (0-9-3) 11/16-12/31/95  
(0-12-0) 10/19-12/1/83  
(0-10-2) 10/20-11/26/82  
(franchise record)

32 - (0-22-10) 11/12/77-3/15/78

**LONGEST LOSING**  
10 - 10/14-11/4/83  
8 - Accomplished four times,  
most recently 12/19/85-  
1/6/86  
(franchise record)

14 - 12/30/75-1/29/76

**At Home**  
9 - 12/22/85-2/6/86  
6 - Accomplished five times,  
most recently 3/13-4/1/84

**On Road**  
12 - 10/19-12/1/83  
11 - 11/15/10-1/8/11  
10 - 1/23-3/5/83

**LONGEST SHUTOUT STREAK**  
212:13 - 3/30-4/8/97  
190:15 - 4/4-9/95  
151:29 - 4/2-8/10

**At Home**  
184:47 - 1/5-21/06  
158:39 - 11/2-15/13  
153:16 - 12/2-12/03

**On Road**  
189:42 - 3/22-4/8/97  
166:22 - 10/24-11/12/03  
155:11 - 3/28-4/8/10

**MOST CONSECUTIVE GAMES WITHOUT BEING SHUTOUT**  
110 - 1/5/99-2/29/00  
106 - 2/25/87-10/15/88  
91 - 1/13/89-2/9/90

**LONGEST SCORELESS STREAK**  
178:12 - 3/22-30/11  
159:18 - 12/21-27/08  
154:06 - 1/24-2/1/06  
(franchise record)

185:44 - 11/27-12/4/74

**At Home**  
170:45 - 12/21/08-1/2/09  
150:25 - 3/8-17/83  
139:18 - 1/9-17/04

**On Road**  
209:03 - 3/22-4/5/11  
192:54 - 1/24-2/4/06  
141:20 - 1/27-2/6/10  
(franchise record)

230:29 - 10/23-11/2/75

**POINTS**  
**MOST POINTS**  
111 - 2000-01 (48-19-12-3)  
108 - 2002-03 (46-20-10-6)  
107 - 2006-07 (49-24-9)  
1997-98 (48-23-11)

**At Home**  
60 - 1999-00 (28-9-3-1)  
1997-98 (29-10-2)  
1993-94 (29-11-2)

**On Road**  
59 - 1998-99 (28-10-3)  
57 - 2000-01 (24-8-6-3)  
53 - 2002-03 (21-9-7-4)

**FEWEST POINTS**  
41 - 1983-84 (17-56-7)  
48 - 2012-13 (19-19-10)  
1982-83 (17-49-14)  
52 - 1994-95 (22-18-8)  
(franchise record)

36 - 1975-76 (12-56-12)

**At Home**  
22 - 1983-84 (10-28-2)  
28 - 2012-13 (13-9-2)  
31 - 1982-83 (11-20-9)

**On Road**  
17 - 1982-83 (6-29-5)  
18 - 1994-95 (8-14-2)  
19 - 1983-84 (7-28-5)  
(franchise record)

9 - 1974-75 (3-34-3)

**WINS**  
**MOST WINS**  
51 - 2008-09  
49 - 2006-07  
48 - Accomplished four times,  
most recently 2011-12

**At Home**  
29 - 1997-98, 1993-94  
28 - 2008-09, 1999-00

**On Road**  
28 - 1998-99  
24 - 2011-12, 2006-07, 2000-01

**FEWEST WINS**  
17 - 1983-84, 1982-83  
19 - 2012-13  
(franchise record)

**At Home**  
12 - 1975-76

**On Road**  
10 - 1983-84  
11 - 1982-83  
13 - 2012-13, 1984-85  
(franchise record)

8 - 1978-79, 1975-76

**On Road**  
6 - 2012-13, 1982-83  
7 - 1983-84  
8 - 1994-95  
(franchise record)

2 - 1977-78

**LOSSES**  
**FEWEST LOSSES**  
18 - 1994-95  
19 - 2012-13  
22 - 2000-01  
23 - 1997-98, 1996-97

**At Home**  
4 - 1994-95  
9 - 2012-13, 1996-97  
10 - 1999-00, 1997-98, 1990-91

**On Road**  
10 - 2012-13, 1998-99  
11 - 2000-01

**MOST LOSSES**  
56 - 1983-84  
49 - 1985-86, 1982-83  
(franchise record)

56 - 1983-84, 1975-76

**At Home**  
28 - 1983-84  
21 - 1985-86, 1984-85

**On Road**  
29 - 1982-83  
28 - 1986-87, 1985-86, 1983-84  
(franchise record)

34 - 1977-78

**TIES**  
**MOST TIES**  
15 - 1990-91  
14 - 1996-97, 1982-83  
(franchise record)

21 - 1977-78

**At Home**  
9 - 1996-97, 1982-83  
8 - 1998-99  
(franchise record)

9 - Accomplished four times,  
most recently 1996-97

**On Road**  
10 - 1995-96, 1993-94  
9 - 1997-98  
(franchise record)

12 - 1977-78

**FEWEST TIES**  
3 - 1985-86  
6 - 1987-88, 1986-87

**At Home**  
1 - 1987-88  
2 - Accomplished five times,  
most recently 1997-98

**On Road**  
1 - 1985-86  
2 - 1994-95  
3 - 1998-99, 1992-93

**GOALS**  
**MOST GOALS SCORED**  
308 - 1992-93  
306 - 1993-94  
300 - 1985-86

**At Home**  
165 - 1992-93  
160 - 1993-94  
156 - 1985-86

**On Road**  
155 - 1989-90  
150 - 2000-01  
146 - 1993-94

**FEWEST GOALS SCORED**  
112 - 2012-13  
136 - 1994-95  
174 - 2010-11  
197 - 2013-14

**At Home**  
66 - 2012-13  
78 - 1994-95  
94 - 2010-11  
105 - 2013-14

**On Road**  
46 - 2012-13  
58 - 1994-95  
80 - 2010-11  
92 - 2013-14

**FEWEST GOALS OPPONENT**  
121 - 1994-95  
129 - 2012-13  
164 - 2003-04  
166 - 2002-03, 1997-98

**At Home**  
50 - 1994-95  
59 - 2012-13  
85 - 2002-03, 1996-97

**On Road**  
70 - 2012-13  
71 - 1994-95  
77 - 2003-04  
80 - 1997-98

**MOST GOALS OPPONENT**  
374 - 1985-86  
368 - 1986-87  
350 - 1983-84

**At Home**  
170 - 1985-86  
167 - 1983-84  
164 - 1986-87

**On Road**  
204 - 1986-87, 1985-86  
188 - 1984-85  
(franchise record)

214 - 1981-82

**POWER PLAY**  
**MOST POWER PLAY GOALS**  
98 - 1987-88  
85 - 1988-89  
82 - 1986-87

**At Home**  
52 - 1987-88  
46 - 1988-89  
45 - 2005-06

**On Road**  
46 - 1987-88  
41 - 1986-87  
39 - 1992-93, 1988-89

**FEWEST POWER PLAY GOALS**  
22 - 1994-95  
28 - 2012-13  
34 - 2010-11  
36 - 2002-03

**At Home**  
15 - 1994-95  
16 - 2010-11  
17 - 2012-13  
20 - 2013-14

**On Road**  
7 - 1994-95  
11 - 2012-13  
12 - 2002-03  
17 - 2001-02

**MOST POWER PLAY CHANCES**  
481 - 1987-88 (98 PPGs, 20.4%)  
465 - 1988-89 (85 PPGs, 18.3%)  
439 - 2005-06 (78 PPGs, 17.8%)

**At Home**  
245 - 1988-89 (46 PPGs, 18.8%)  
235 - 1987-88 (52 PPGs, 22.1%)  
221 - 2005-06 (45 PPGs, 20.4%)

**On Road**  
246 - 1987-88 (46 PPGs, 18.7%)  
220 - 1988-89 (39 PPGs, 17.7%)  
218 - 2005-06 (33 PPGs, 15.1%)

**FEWEST PP CHANCES**  
164 - 1994-95 (22 PPGs, 13.4%)  
176 - 2012-13 (28 PPGs, 15.9%)  
237 - 2010-11 (34 PPGs, 14.3%)  
241 - 2013-14 (47 PPGs, 19.5%)

**At Home**  
84 - 1994-95 (15 PPGs, 17.9%)  
94 - 2012-13 (17 PPGs, 18.1%)  
114 - 2010-11 (16 PPGs, 14.0%)  
123 - 2013-14 (20 PPGs, 16.3%)

**On Road**  
80 - 1994-95 (7 PPGs, 8.8%)  
82 - 2012-13 (11 PPGs, 13.4%)  
118 - 2013-14 (27 PPGs, 22.9%)  
123 - 2010-11 (18 PPGs, 14.6%)

**FEWEST PPGs OPPONENT**  
27 - 2011-12  
28 - 1996-97, 1994-95

**At Home**  
13 - 2011-12, 2002-03, 1994-95

**On Road**  
12 - 1996-97  
14 - 2011-12  
15 - 1994-95

**MOST PPGs OPPONENT**  
115 - 1988-89  
103 - 1985-86  
101 - 1987-88

**At Home**  
58 - 1988-89  
52 - 1985-86  
44 - 1987-88, 1986-87

**On Road**  
57 - 1988-89, 1987-88  
51 - 1986-87, 1985-86

**MOST TIMES SHORTHANDED**  
468 - 1988-89 (115 PPGA, 75.4%)  
1987-88 (101 PPGA, 78.4%)  
425 - 1992-93 (79 PPGA, 81.4%)

**At Home**  
227 - 1988-89 (58 PPGA, 74.4%)  
214 - 1987-88 (44 PPGA, 79.4%)  
213 - 1992-93 (40 PPGA, 81.2%)

**On Road**  
254 - 1987-88 (57 PPGA, 77.6%)  
241 - 1988-89 (57 PPGA, 76.3%)  
218 - 1985-86 (51 PPGA, 76.6%)

**FEWEST TIMES SHORTHANDED**  
149 - 1994-95 (28 PPGA, 81.2%)  
169 - 2012-13 (32 PPGA, 81.1%)  
235 - 1996-97 (28 PPGA, 88.1%)  
239 - 2009-10 (41 PPGA, 82.8%)

**At Home**  
77 - 1994-95 (13 PPGA, 83.1%)  
81 - 2012-13 (16 PPGA, 80.2%)  
99 - 2010-11 (17 PPGA, 82.8%)  
112 - 1996-97 (16 PPGA, 85.7%)

**On Road**  
72 - 1994-95 (15 PPGA, 79.2%)  
88 - 2012-13 (16 PPGA, 81.8%)  
123 - 2009-10 (22 PPGA, 82.1%)  
1996-97 (12 PPGA, 90.2%)

**MOST SHORTHANDED GOALS**  
18 - 1987-88  
15 - 2011-12, 1991-92

**At Home**  
12 - 1991-92  
9 - 1987-88  
7 - Accomplished four times,  
most recently 2013-14

**On Road**  
9 - 1987-88  
8 - 2011-12  
7 - 2000-01

**FEWEST SHORTHANDED GOALS**  
2 - 2001-02  
3 - 2010-11, 2005-06, 1994-95  
(franchise record)

2 - 2001-02, 1975-76

**At Home**  
1 - 2010-11, 2006-07, 2005-06

**On Road**  
0 - 2001-02  
1 - 2009-10, 2007-08, 1994-95  
(franchise record)

0 - 2001-02, 1975-76

**FEWEST SHG OPPONENT**  
3 - 1994-95  
4 - 2013-14, 2008-09, 2002-03  
(franchise record)

3 - 1994-95, 1979-80

**At Home**  
1 - 1998-99  
2 - Accomplished six times,  
most recently 2009-10  
(franchise record)

1 - 1998-99, 1978-79, 1974-75

**On Road**  
0 - 2013-14  
1 - 2002-03, 1994-95

**MOST SHG OPPONENT**  
19 - 1992-93  
15 - 1988-89  
13 - 2011-12, 1990-91, 1983-84

**At Home**  
9 - 1992-93  
7 - 1989-90  
6 - Accomplished five times,  
most recently 2011-12  
(franchise record)

9 - 1992-93, 1981-82

**On Road**  
10 - 1992-93, 1988-89  
8 - 1991-92, 1983-84

**PENALTY MINUTES**  
**MOST PENALTY MINUTES**  
2494 - 1988-89  
2318 - 1987-88  
2022 - 1990-91

**At Home**  
1143 - 1988-89  
972 - 1987-88  
913 - 1990-91

**On Road**  
1348 - 1988-89  
1346 - 1987-88  
1109 - 1990-91

**FEWEST PENALTY MINUTES**  
509 - 2012-13  
656 - 2013-14  
765 - 2010-11  
787 - 1994-95

**At Home**  
266 - 2012-13  
311 - 1994-95  
313 - 2010-11  
330 - 2013-14

**On Road**  
243 - 2012-13  
326 - 2013-14  
396 - 2006-07

**MOST PIM OPPONENT**  
2458 - 1988-89  
2254 - 1987-88  
1861 - 1986-87

**At Home**  
1215 - 1988-89  
996 - 1986-87  
971 - 1987-88

**On Road**  
1283 - 1987-88  
1243 - 1988-89  
974 - 1990-91

All regular-season records are based on 80 games through 1991-92; 84 games in 1992-93 and 1993-94; 48 games in 1994-95 and 2012-13; and 82 games in 1995-96 through 2011-12, and 2013-14. 84-game schedule includes 41 games at home, 41 games on road, one neutral site "home" game and one neutral site "road" game. 2013-14 includes "home" game at Yankee Stadium, Bronx, NY.



**FEWEST PIM OPPONENT**

551 - 2012-13  
672 - 2013-14  
787 - 2010-11  
830 - 1994-95

**At Home**

304 - 2012-13  
321 - 2013-14  
347 - 1994-95  
383 - 2010-11

**On Road**

247 - 2012-13  
351 - 2013-14  
404 - 2010-11

**SHOTS**

**MOST SHOTS**

2774 - 1992-93  
2717 - 1999-00  
2698 - 2008-09

**At Home**

1410 - 1992-93  
1365 - 1999-00  
1351 - 1993-94

**On Road**

1374 - 2008-09  
1364 - 1992-93  
1352 - 1999-00

**FEWEST SHOTS**

1362 - 2012-13  
1443 - 1994-95  
2055 - 1982-83  
2111 - 1983-84

**At Home**

685 - 2012-13  
741 - 1994-95  
1071 - 1982-83  
1075 - 2013-14

**On Road**

677 - 2012-13  
702 - 1994-95  
977 - 1983-84  
984 - 1982-83

**FEWEST SHOTS OPPONENT**

1110 - 2012-13  
1217 - 1994-95  
1900 - 2001-02  
1933 - 2002-03

**At Home**

548 - 2012-13  
624 - 1994-95  
892 - 2001-02  
902 - 2002-03

**On Road**

562 - 2012-13  
593 - 1994-95  
1001 - 1997-98  
1008 - 2001-02

**MOST SHOTS OPPONENT**

2688 - 1986-87  
2564 - 1982-83  
2559 - 1983-84  
(franchise record)  
2832 - 1975-76

**At Home**

1310 - 1982-83  
1244 - 1986-87  
1233 - 1992-93  
(franchise record)  
1320 - 1975-76

**On Road**

1444 - 1986-87  
1378 - 1983-84  
1321 - 1985-86  
(franchise record)  
1512 - 1975-76

**GAME GOALS**

**MOST GOALS SCORED**

9 - Accomplished seven times, most recently 10/28/00 in 9-0 win @ Pit.  
(franchise record)  
9 - Accomplished nine times, most recently 10/28/00 in 9-0 win @ Pit.

**At Home**

9 - Accomplished five times, most recently 3/23/93 in 9-3 win vs. TB  
(franchise record)  
9 - Accomplished seven times, most recently 3/23/93 in 9-3 win vs. TB

**On Road**

9 - 10/28/00 in 9-0 win @ Pit.  
3/10/00 in 9-0 win @ Atl.  
8 - Accomplished ten times, most recently 11/25/05 in 8-2 win @ TB

**MOST GOALS OPPONENT**

13 - 11/19/83 in 13-4 loss @ Edm.  
11 - 10/25/84 in 11-2 loss vs. NYR  
10 - 12/4/85 in 10-7 loss @ Tor.  
12/17/82 in 10-4 loss @ Edm.

**At Home**

11 - 10/25/84 in 11-2 loss vs. NYR  
9 - 1/18/85 in 9-6 loss vs. NYR  
3/17/83 in 9-5 loss vs. NYI

**On Road**

13 - 11/19/83 in 13-4 loss @ Edm.  
10 - 12/4/85 in 10-7 loss @ Tor.  
12/17/82 in 10-4 loss @ Edm.

**MOST GOALS BOTH TEAMS**

17 - 12/4/85 in 10-7 loss @ Tor.  
11/19/83 in 13-4 loss @ Edm.  
16 - 1/15/92 in 8-8 OT tie vs. Buf.  
4/6/86 in 9-7 win vs. NYI

**At Home**

16 - 1/15/92 in 8-8 OT tie vs. Buf.  
4/6/86 in 9-7 win vs. NYI  
15 - 1/18/85 in 9-6 loss vs. NYR

**On Road**

17 - 12/4/85 in 10-7 loss @ Tor.  
11/19/83 in 13-4 loss @ Edm.  
15 - Accomplished four times, most recently 1/6/90 in 9-6 loss @ Wash.

**GREATEST MARGIN OF VICTORY**

9 - 10/28/00 in 9-0 win @ Pit.  
3/10/00 in 9-0 win @ Atl.  
10/26/91 in 9-0 win vs. SJ

**At Home**

9 - 10/26/91 in 9-0 win vs. SJ  
7 - 10/30/97 in 8-1 win vs. Van.  
2/13/89 in 8-1 win vs. Tor.

**On Road**

9 - 10/28/00 in 9-0 win @ Pit.  
3/10/00 in 9-0 win @ Atl.  
7 - 10/23/90 in 8-1 win @ NYI

**GREATEST MARGIN OF DEFEAT**

9 - 3/31/86 in 9-0 loss @ NYR  
10/25/84 in 11-2 loss vs. NYR  
11/19/83 in 13-4 loss @ Edm.  
(franchise record)  
11 - 4/1/82 in 11-0 loss @ Cgy.

**At Home**

9 - 10/25/84 in 11-2 loss vs. NYR  
7 - 1/25/92 in 7-0 loss vs. Det.  
2/22/87 in 7-0 loss vs. NYI  
3/14/83 in 7-0 loss vs. Cgy.

**On Road**

9 - 3/31/86 in 9-0 loss @ NYR  
11/19/83 in 13-4 loss @ Edm.  
7 - Accomplished seven times, most recently 10/21/06 in 8-1 loss @ Ott.  
(franchise record)  
11 - 4/1/82 in 11-0 loss @ Cgy.

**MOST CONSECUTIVE GOALS**

9 - 10/28/00 in 9-0 win @ Pit.  
3/10/00 in 9-0 win @ Atl.  
10/26/91 in 9-0 win vs. SJ

**At Home**

9 - 10/26/91 in 9-0 win vs. SJ  
7 - 10/30/97 in 8-1 win vs. Van.  
10/12/84 in 7-2 win vs. NYI

**On Road**

9 - 10/28/00 in 9-0 win @ Pit.  
3/10/00 in 9-0 win @ Atl.  
7 - 3/9/85 in 8-5 win @ Det.

**MOST CONSECUTIVE GOALS OPPONENT**

9 - 3/31/86 in 9-0 loss @ NYR  
10/25/84 in 11-2 loss vs. NYR  
8 - 11/23/87 in 9-2 loss @ Cgy.  
11/9/86 in 8-1 loss @ Wpg.  
11/21/84 in 8-1 loss @ LA  
(franchise record)  
11 - 4/1/82 in 11-0 loss @ Cgy.

**At Home**

9 - 10/25/84 in 11-2 loss vs. NYR  
7 - Accomplished five times, most recently 1/25/92 in 7-0 loss vs. Det.  
(franchise record)  
9 - 10/25/84 in 11-2 loss vs. NYR  
11/11/81 in 9-0 loss to Mtl. @ Col.

**On Road**

9 - 3/31/86 in 9-0 loss @ NYR  
8 - 11/23/87 in 9-2 loss @ Cgy.  
11/9/86 in 8-1 loss @ Wpg.  
11/21/84 in 8-1 loss @ LA  
(franchise record)  
11 - 4/1/82 in 11-0 loss @ Cgy.

**POWER PLAY**

**MOST POWER PLAY GOALS**

5 - 1/22/08 in 7-3 win @ Phi.  
1/4/96 in 7-2 win vs. Dal.  
10/29/86 in 8-6 win @ Pit.  
(franchise record)  
6 - 2/19/80 in 8-6 win vs. Phi. @ Col.

**At Home**

5 - 1/14/96 in 7-2 win vs. Dal.  
4 - Accomplished four times, most recently 2/13/89 in 8-1 win vs. Tor.  
(franchise record)  
6 - 2/19/80 in 8-6 win vs. Phi. @ Col.

**On Road**

5 - 1/22/08 in 7-3 win @ Phi.  
10/29/86 in 8-6 win @ Pit.  
4 - Accomplished six times, most recently 3/1/14 in 6-1 win @ NYI

**MOST POWER PLAY CHANCES**

12 - 2/24/88 in 3-1 loss vs. Wpg. (1-12)  
11 - 12/20/05 in 3-1 win @ NYR (0-11)  
3/26/04 in 5-0 win @ Atl. (4-11)  
11/8/87 in 3-3 OT tie @ Phi. (1-11)

**At Home**

12 - 2/24/88 in 3-1 loss vs. Wpg. (1-12)  
10 - Accomplished seven times, most recently 2/9/13 in 3-1 win vs. Pit. (2-10)

**On Road**

11 - 12/20/05 in 3-1 win @ NYR  
3/26/04 in 5-0 win @ Atl. (4-11)  
11/8/87 in 3-3 OT tie @ Phi. (1-11)

**MOST POWER PLAY GOALS OPPONENT**

5 - 11/14/87 in 6-4 loss vs. Det.  
10/29/86 in 8-6 win @ Pit.  
12/14/85 in 9-3 loss @ Que.

**At Home**

5 - 11/14/87 in 6-4 loss vs. Det.  
4 - Accomplished eight times, most recently 10/11/01 in 6-4 loss vs. NYI

**On Road**

5 - 10/29/86 in 8-6 win @ Pit.  
12/14/85 in 9-3 loss @ Que.  
4 - Accomplished nine times, most recently 11/26/93 in 6-6 OT tie @ STL

**MOST SHORTHANDED SITUATIONS**

13 - 1/21/86 in 5-3 loss @ Van. (2-13)  
12 - 3/1/89 in 4-1 loss @ Pit. (2-12)  
11 - Accomplished four times, most recently 10/5/05 in 5-1 win vs. Pit. (1-11)

**At Home**

11 - 10/5/05 in 5-1 win vs. Pit. (1-11)  
10 - Accomplished five times, most recently 1/15/94 in 5-3 loss vs. LA

**On Road**

13 - 1/21/86 in 5-3 loss @ Van. (2-13)  
12 - 3/1/89 in 4-1 loss @ Pit. (2-12)  
11 - 10/10/88 in 5-0 win @ NYR (0-11)  
10/21/87 in 5-4 win @ Pit. (2-11)  
10/29/86 in 8-6 win @ Pit. (5-11)

**ASSISTS**

**MOST ASSISTS**

17 - 10/26/91 in 9-0 win vs. SJ  
16 - Accomplished four times, most recently 10/28/01 in 9-0 win @ Pit.

**At Home**

17 - 10/26/91 in 9-0 win vs. SJ  
16 - 3/10/90 in 9-3 win vs. Que.  
4/6/86 in 9-7 win vs. NYI

**On Road**

16 - 10/28/00 in 9-0 win @ Pit.  
3/9/85 in 8-5 win @ Det.  
15 - 3/24/00 in 8-2 win @ NYI

**MOST ASSISTIS OPPONENT**

21 - 11/19/83 in 13-4 loss @ Edm.  
20 - 10/25/84 in 11-2 loss vs. NYR  
17 - 12/14/85 in 9-3 loss @ Que.  
1/18/85 in 9-6 loss vs. NYR

**At Home**

20 - 10/25/84 in 11-2 loss vs. NYR  
17 - 1/18/85 in 9-6 loss vs. NYR  
15 - 2/22/84 in 8-5 loss vs. Wpg.  
3/17/83 in 9-5 loss vs. NYI

**On Road**

21 - 11/19/83 in 13-4 loss @ Edm.  
17 - 12/14/85 in 9-3 loss @ Que.  
16 - Accomplished seven times, most recently 10/21/06 in 8-1 loss @ Ott.

**MOST ASSISTIS BOTH TEAMS**

29 - 1/15/92 in 8-8 OT tie vs. Buf. (NJ 15, Buf. 14)  
4/6/86 in 9-7 win vs. NYI (NJ 16, NYI 13)  
28 - 1/18/85 in 9-6 loss vs. NYR (NYR 17, NJ 11)

**At Home**

29 - 1/15/92 in 8-8 OT tie vs. Buf. (NJ 15, Buf. 14)  
4/6/86 in 9-7 win vs. NYI (NJ 16, NYI 13)  
28 - 1/18/85 in 9-6 loss vs. NYR (NYR 17, NJ 11)

**On Road**

27 - Accomplished four times, most recently 11/25/87 in 8-7 OT win @ Edm. (Edm. 16, NJ 11)

**POINTS**

**MOST POINTS**

26 - 10/26/91 in 9-0 win vs. SJ  
25 - 10/28/00 in 9-0 win @ Pit.  
3/10/90 in 9-3 win vs. Que.  
4/6/86 in 9-7 win vs. NYI

**At Home**

26 - 10/26/91 in 9-0 win vs. SJ  
25 - 3/10/90 in 9-3 win vs. Que.  
4/6/86 in 9-7 win vs. NYI

**On Road**

25 - 10/28/00 in 9-0 win @ Pit.  
24 - 3/9/85 in 8-5 win @ Det.  
23 - 3/24/00 in 8-2 win @ Atl.

**MOST POINTS OPPONENT**

34 - 11/19/83 in 13-4 loss @ Edm.  
31 - 10/25/84 in 11-2 loss vs. NYR  
26 - 12/14/85 in 9-3 loss @ Que.  
1/18/85 in 9-6 loss vs. NYR  
12/17/82 in 10-4 loss @ Edm

**At Home**

31 - 10/25/84 in 11-2 loss vs. NYR  
26 - 1/18/85 in 9-6 loss vs. NYR  
24 - 3/17/83 in 9-5 loss vs. NYI

**On Road**

34 - 11/19/83 in 13-4 loss @ Edm.  
26 - 12/14/85 in 9-3 loss @ Que.  
12/17/82 in 10-4 loss @ Edm.

**MOST POINTS BOTH TEAMS**

45 - 1/15/92 in 8-8 OT tie vs. Buf. (NJ 8-15-23, Buf. 8-14-22)  
4/6/86 in 9-7 win vs. NYI (NJ 9-16-25, NYI 7-13-20)

44 - 11/19/83 in 13-4 loss @ Edm. (Edm. 13-21-34, NJ 4-6-10)

**At Home**

45 - 1/15/92 in 8-8 OT tie vs. Buf. (NJ 8-15-23, Buf. 8-14-22)  
4/6/86 in 9-7 win vs. NYI (NJ 9-16-25, NYI 7-13-20)

43 - 1/18/85 in 9-6 loss vs. NYR (NYR 9-17-26, NJ 6-11-17)

**On Road**

44 - 11/19/83 in 13-4 loss @ Edm. (Edm. 13-21-34, NJ 4-6-10)

42 - Accomplished four times, most recently 11/25/87 in 8-7 OT win @ Edm. (NJ 8-14-22, Edm. 7-13-20)

**PENALTY MINUTES**

**MOST PENALTY MINUTES**

103 - 4/1/89 in 6-4 loss @ Wsh.  
 99 - 10/30/96 in 6-1 loss vs. NYR  
 97 - 1/22/88 in 7-3 loss @ Buf.  
 (franchise record)  
 122 - 1/3/81 in 4-1 win vs. Bos. @ Col.

**At Home**

99 - 10/30/96 in 6-1 loss vs. NYR  
 84 - 1/22/93 in 6-2 win vs. Mtl.  
 81 - 1/14/91 in 6-1 loss vs. LA  
 (franchise record)

122 - 1/3/81 in 4-1 win vs. Bos. @ Col.

**On Road**

103 - 4/1/89 in 6-4 loss @ Wsh.  
 97 - 1/22/88 in 7-3 loss @ Buf.  
 92 - 10/23/89 in 5-4 win @ Tor.

**MOST PENALTY MINUTES OPPONENT**

103 - 10/8/93 in 6-3 win @ Wsh.  
 93 - 1/10/88 in 7-5 win @ Phi.  
 85 - 1/24/98 in 3-3 OT tie @ NYR  
 10/15/88 in 8-5 loss @ Wsh.  
 (franchise record)

155 - 1/3/81 in 4-1 win vs. Bos. @ Col.

**At Home**

81 - 1/24/87 in 4-3 win vs. Phi.  
 80 - 1/22/93 in 6-2 win vs. Mtl.  
 78 - 11/17/88 in 5-3 loss vs. Cgy.  
 (franchise record)

155 - 1/3/81 in 4-1 win vs. Bos. @ Col.

**On Road**

103 - 10/8/93 in 6-3 win @ Wsh.  
 93 - 1/10/88 in 7-5 win @ Phi.  
 85 - 1/24/98 in 3-3 OT tie @ NYR  
 10/15/88 in 8-5 loss @ Wsh.  
 (franchise record)

113 - 12/6/80 in 8-6 loss @ Wsh.

**MOST PENALTY MINUTES BOTH TEAMS**

192 - 10/8/93 in 6-3 win @ Wsh. (Wsh. 103, NY 89)  
 177 - 4/1/89 in 6-4 loss @ Wsh. (NJ 103, Wsh. 74)  
 169 - 10/15/88 in 8-5 loss @ Wsh. (Wsh. 85, NJ 84)  
 (franchise record)  
 277 - 1/3/81 in 4-1 win vs. Bos. @ Col. (Bos. 155, Col. 122)

**At Home**

164 - 1/22/93 in 6-2 win vs. Mtl. (NJ 84, Mtl. 80)  
 156 - 10/30/96 in 6-1 loss vs. NYR (NJ 99, NYR 57)  
 145 - 1/24/87 in 4-3 win vs. Phi. (Phi. 81, NJ 64)  
 (franchise record)  
 277 - 1/3/81 in 4-1 win vs. Bos. @ Col. (Bos. 155, Col. 122)

**On Road**

192 - 10/8/93 in 6-3 win @ Wsh. (Wsh. 103, NJ 89)  
 177 - 4/1/89 in 6-4 loss @ Wsh. (NJ 103, Wsh. 74)  
 169 - 10/15/88 in 8-5 loss @ Wsh. (Wsh. 85, NJ 84)  
 (franchise record)  
 208 - 12/6/80 in 8-6 loss @ Wsh. (Wsh. 113, Col. 95)

**SHOTS**

**MOST SHOTS**

57 - 4/12/99 in 4-2 loss vs. NYI  
 54 - 10/30/96 in 6-1 loss vs. NYR  
 1/27/96 in 4-4 OT tie @ Hfd.  
 12/29/90 in 4-4 OT tie vs. Buf.

**At Home**

57 - 4/12/99 in 4-2 loss vs. NYI  
 54 - 10/30/96 in 6-1 loss vs. NYR  
 12/29/90 in 4-4 OT tie vs. Buf.

**On Road**

54 - 1/27/96 in 4-4 OT tie @ Hfd.  
 52 - 3/3/09 in 3-2 OT loss @ Tor.  
 11/3/93 in 3-2 loss @ LA  
 10/23/90 in 8-1 win @ NYI

**MOST SHOTS OPPONENT**

57 - 3/10/84 in 6-5 OT loss @ STL.  
 51 - 1/12/10 in 1-0 SO win @ NYR  
 50 - 11/23/86 in 5-3 loss @ Chi.  
 (franchise record)

59 - 3/30/75 in 8-2 loss @ NYR

**At Home**

48 - 3/28/09 in 2-1 loss vs. Car.  
 10/29/08 in 6-5 SO loss vs. Tor.  
 2/24/90 in 3-2 win vs. Chi.  
 (franchise record)  
 53 - 10/24/81 in 3-1 loss vs. Edm. @ Col.

**On Road**

57 - 3/10/84 in 6-5 OT loss @ STL.  
 51 - 1/12/10 in 1-0 SO win @ NYR  
 50 - 11/23/86 in 5-3 loss @ Chi.  
 (franchise record)  
 59 - 3/30/75 in 8-2 loss @ NYR

**MOST SHOTS BOTH TEAMS**

96 - 1/12/10 in 1-0 SO win @ NYR (NYR 51, NJ 45)  
 92 - 1/22/86 in 6-6 OT tie @ Cgy. (NJ 46, Cgy. 46)  
 86 - 11/23/86 in 5-3 loss @ Chi. (Chi. 50, NJ 36)

**At Home**

84 - 3/6/84 in 6-5 win vs. Pit. (Pit. 45, NJ 39)  
 83 - 2/18/87 in 6-3 loss vs. Hfd. (Hfd. 42, NJ 41)  
 82 - 1/15/92 in 8-8 OT tie vs. Buf. (NJ 46, Buf. 36)

**On Road**

96 - 1/12/10 in 1-0 SO win @ NYR (NYR 51, NJ 45)  
 92 - 1/22/86 in 6-6 OT tie @ Cgy. (NJ 46, Cgy. 46)  
 86 - 11/23/86 in 5-3 loss @ Chi. (Chi. 50, NJ 36)

**FEWEST SHOTS**

11 - 12/6/13 in 3-1 loss vs. Det.  
 10/27/01 in 3-1 win vs. Buf.  
 12 - 12/23/13 in 5-2 loss @ Chi.  
 10/22/82 in 3-1 loss @ Wpg.  
 (franchise record)

8 - 3/21/76 in 3-1 loss @ Buf.

**At Home**

11 - 12/6/13 in 3-1 loss vs. Det.  
 10/27/01 in 3-1 win vs. Buf.  
 13 - 1/24/08 in 4-3 loss vs. Mtl.  
 1/5/98 in 4-3 OT loss vs. Dal.  
 10/12/82 in 2-2 tie vs. Bos.

**On Road**

12 - 12/23/13 in 5-2 loss @ Chi.  
 10/22/82 in 3-1 loss @ Wpg.  
 13 - 2/27/12 in 2-0 loss @ NYR  
 10/22/83 in 8-3 loss @ LA  
 (franchise record)

8 - 3/21/76 in 3-1 loss @ Buf.

**FEWEST SHOTS OPPONENT**

8 - 12/18/96 in 2-1 win @ Van.  
 9 - 12/4/03 in 3-0 win vs. Wsh.  
 11 - Accomplished four times, most recently 4/12/13 in 2-0 loss vs. Ott.

**At Home**

9 - 12/4/03 in 3-0 win vs. Wsh.  
 11 - Accomplished four times, most recently 4/12/13 in 2-0 loss vs. Ott.

**On Road**

8 - 12/18/96 in 2-1 win @ Van.  
 13 - Accomplished four times, most recently 4/15/13 in 2-0 loss @ Tor.

**FEWEST SHOTS BOTH TEAMS**

28 - 2/27/12 in 2-0 loss @ NYR (NYR 15, NJ 13)  
 32 - 12/6/13 in 3-1 loss vs. Det. (Det. 21, NJ 11)  
 10/27/01 in 3-1 win vs. Buf. (Buf. 21, NJ 11)

**At Home**

32 - 12/6/13 in 3-1 loss vs. Det. (Det. 21, NJ 11)  
 10/27/01 in 3-1 win vs. Buf. (Buf. 21, NJ 11)  
 34 - 2/5/02 in 1-0 loss vs. Mtl. (NJ 19, Mtl. 15)  
 3/21/01 in 4-0 win vs. NYR (NJ 23, NYR 11)

**On Road**

28 - 2/27/12 in 2-0 loss @ NYR (NYR 15, NJ 13)  
 34 - 1/3/97 in 1-0 win @ Ott. (Ott. 19, NJ 15)  
 36 - 11/12/11 in 3-2 SO win @ Wsh. (NJ 19, Wsh. 17)  
 3/25/04 in 2-1 loss @ TB (NJ 19, TB 17)  
 12/19/91 in 4-1 win @ Hfd. (Hfd. 19, NJ 17)

**PERIOD**

**GOALS**

**MOST GOALS SCORED**

6 - Accomplished five times, most recently 4/6/96 in 2nd per. of 6-3 win @ Hfd.  
 (franchise record)  
 6 - Accomplished six times, most recently 4/6/96 in 2nd per. of 6-3 win @ Hfd.

**At Home**

6 - 3/7/93 in 3rd per. of 7-3 win vs. Phi.  
 3/10/90 in 2nd per. of 9-3 win vs. Que.  
 5 - Accomplished 14 times, most recently 1/9/11 in 3rd per. of 6-3 win vs. TB  
 (franchise record)  
 6 - 3/7/93 in 3rd per. of 7-3 win vs. Phi.  
 3/10/90 in 2nd per. of 9-3 win vs. Que.  
 2/12/82 in 3rd per. of 9-2 win vs. Que. @ Col.

**On Road**

6 - 4/6/96 in 2nd per. of 6-3 win @ Hfd.  
 10/23/90 in 2nd per. of 8-1 win @ NYI  
 1/7/84 in 3rd per. of 7-4 win @ Pit.

**MOST GOALS OPPONENT**

6 - 12/9/89 in 1st per. of 7-3 loss @ Hfd.  
 11/23/87 in 2nd per. of 9-2 loss @ Cgy.  
 5 - Accomplished 25 times, most recently 3/22/08 in 3rd per. of 7-1 loss @ Pit.  
 (franchise record)  
 7 - 2/18/78 in 3rd per. of 9-4 loss @ Mtl.

**At Home**

5 - Accomplished seven times, most recently 10/12/06 in 2nd per. of 7-6 SO win vs. Tor.  
 (franchise record)  
 5 - Accomplished 12 times, most recently 10/12/06 in 2nd per. of 7-6 SO win vs. Tor.

**On Road**

6 - 12/9/89 in 1st per. of 7-3 loss @ Hfd.  
 11/23/87 in 2nd per. of 9-2 loss @ Cgy.  
 5 - Accomplished 18 times, most recently 3/22/08 in 3rd per. of 7-1 loss @ Pit.  
 (franchise record)  
 7 - 2/18/78 in 3rd per. of 9-4 loss @ Mtl.

**MOST GOALS BOTH TEAMS**

8 - Accomplished six times, most recently 4/6/96 in 2nd per. of 6-3 win @ Hfd. (NJ 6, Hfd. 2)  
 (franchise record)  
 9 - 11/28/76 in 2nd per. of 6-6 tie vs. LA @ Col. (LA 5, Col. 4)

**At Home**

8 - 3/7/93 in 3rd per. of 7-3 win vs. Phi. (NJ 6, Phi. 2)  
 7 - Accomplished 13 times, most recently 10/12/06 in 2nd per. of 7-6 SO win vs. Tor. (Tor. 5, NJ 2)  
 (franchise record)  
 9 - 11/28/76 in 2nd per. of 6-6 tie vs. LA @ Col. (LA 5, Col. 4)

**On Road**

8 - Accomplished five times, most recently 4/6/96 in 2nd per. of 6-3 win @ Hfd. (NJ 6, Hfd. 2)  
 (franchise record)  
 8 - Accomplished nine times, most recently 4/6/96 in 2nd per. of 6-3 win @ Hfd. (NJ 6, Hfd. 2)

**FASTEST GOALS**

**FASTEST GOAL START OF GAME**

0:08 - Alexander Semak, 3/9/93, in 7-2 loss @ Van.  
 Kirk Muller, 12/13/88, in 4-3 win vs. STL.  
 0:09 - Greg Adams, 12/21/85, in 7-6 loss @ Hfd. (franchise record)  
 0:08 - Alexander Semak, 3/9/93, in 7-2 loss @ Van.  
 Kirk Muller, 12/13/88, in 4-3 win vs. STL.  
 Chuck Amason, 1/28/77, in 3-3 tie @ Atl.

**At Home**

0:08 - Kirk Muller, 12/13/88, in 4-3 win vs. STL.  
 0:10 - Jamie Langenbrunner, 11/2/02 in 5-1 win vs. Chi.  
 0:12 - Travis Zajac, 3/31/14, in 6-3 win vs. Fla.

**On Road**

0:08 - Alexander Semak, 3/9/93, in 7-2 loss @ Van.  
 0:09 - Greg Adams, 12/21/85, in 7-6 loss @ Hfd.  
 0:12 - Brendan Shanahan, 2/9/89, in 6-3 win @ Det. (franchise record)  
 0:08 - Alexander Semak, 3/9/93, in 7-2 loss @ Van.  
 Chuck Amason, 1/28/77, in 3-3 tie @ Atl.

**FASTEST GOAL AGAINST START OF GAME**

0:08 - Andrew Ladd, 2/28/13, in 3-1 loss @ Wpg.  
 0:10 - Yvon Corriveau, 1/24/90, in 3-2 win vs. Wsh.  
 0:11 - Brian Gionta, 12/2/10, in 5-1 loss vs. Mtl.  
 Saku Koivu, 1/5/06, in 5-4 win vs. Mtl.

**At Home**

0:10 - Yvon Corriveau, 1/24/90, in 3-2 win vs. Wsh.  
 0:11 - Brian Gionta, 12/2/10, in 5-1 loss vs. Mtl.  
 Saku Koivu, 1/5/06, in 5-4 win vs. Mtl.

**On Road**

0:08 - Andrew Ladd, 2/28/13, in 3-1 loss @ Wpg.  
 0:15 - Michel Goulet, 4/4/87, in 8-4 loss @ Que.  
 0:16 - Murray Craven, 3/12/88, in 6-5 win @ Phi.

**FASTEST GOAL START OF PERIOD**

0:08 - Alexander Semak, 3/9/93, in 1st per. of 7-2 loss @ Van.  
 Kirk Muller, 12/13/88, in 1st per. of 4-3 win vs. STL.  
 Jason Arnott, 2/3/00, in 2nd per. of 4-1 win vs. Nsh.  
 Greg Adams, 12/21/85, in 1st per. of 7-6 loss @ Hfd.  
 Rich Preston, 12/11/84, in 3rd per. of 7-5 win @ NYI  
 (franchise record)  
 0:07 - Veli-Pekka Ketola, 2/17/82, in 3rd per. of 3-3 tie @ Mtl.

**At Home**

0:08 - Kirk Muller, 12/13/88, in 1st per. of 4-3 win vs. STL.  
 0:09 - Jason Arnott, 2/3/00, in 2nd per. of 4-1 win vs. Nsh.  
 0:10 - Jay Pandolfo, 1/30/03, in 3rd per. of 5-1 win vs. Phi.  
 Jamie Langenbrunner, 11/2/02, in 1st per. of 5-1 win vs. Chi.  
 Zdeno Ciger, 3/19/91, in 3rd per. of 5-4 win vs. Pit.

**On Road**

0:08 - Alexander Semak, in 1st per. of 7-2 loss @ Van.  
 0:09 - Greg Adams, 12/21/85, in 1st per. of 7-6 loss @ Hfd.  
 Rich Preston, 12/11/84, in 3rd per. of 7-5 win @ NYI  
 (franchise record)  
 0:07 - Veli-Pekka Ketola, 2/17/82, in 3rd per. of 3-3 tie @ Mtl.

**FASTEST GOAL AGAINST START OF PERIOD**

0:06 - Brad Marchand, 11/15/11, in 3rd per. of 4-3 loss @ Bos.  
 0:07 - Al Iafraite, 3/22/86, in 3rd per. of 6-3 win @ Tor.  
 0:08 - Andrew Ladd, 2/28/13, in 1st per. of 3-1 loss @ Wpg.

**At Home**

0:10 - Yvon Corriveau, 1/24/90, in 1st per. of 3-2 win vs. Wsh.  
 0:11 - Accomplished four times, most recently Brian Gionta, 12/2/10, in 1st per. of 5-1 loss vs. Mtl.  
 (franchise record)  
 0:09 - Dean Talafous, 12/12/80, in 3rd per. of 4-3 loss vs. NYR @ Col.

**On Road**

0:06 - Brad Marchand, 11/15/11, in 3rd per. of 4-3 loss @ Bos.  
 0:07 - Al Iafraite, 3/22/86, in 3rd per. of 6-3 win @ Tor.  
 0:08 - Andrew Ladd, 2/28/13, in 1st per. of 3-1 loss @ Wpg.

**FASTEST 2 GOALS - DEVILS PLAYER**

0:26 - Jeff Friesen, 1/13/03, @ 13:55 & 14:21 of 2nd per. in 6-2 win vs. Fla.

**FASTEST 3 GOALS - DEVILS PLAYER**

8:22 - Stephane Richer, 3/29/93, @ 10:15, 13:48 & 18:37 of 2nd per. in 5-0 win vs. SJ

**FASTEST 2 GOALS - DEVILS TEAM**

0:08 - John Madden & Patrik Elias, 4/6/01, @ 16:31 & 16:39 of 1st per. of 5-2 win vs. Bos.

**FASTEST 3 GOALS - DEVILS TEAM**

0:42 - Kevin Todd, Peter Stastny & Doug Brown, 11/23/91, @ 4:38, 5:01 & 5:20 of 2nd per. of 5-5 OT tie @ Phi.  
 Tim Higgins, Uli Hiemer & Phil Russell, 2/16/85, @ 9:22, 9:43 & 10:04 of 2nd per. of 6-3 win @ Tor.

**FASTEST 2 GOALS - OPPOSING PLAYER**

0:11 - James Patrick, 3/25/86, @ 2:03 & 2:14 of 3rd per. of 5-4 loss vs. NYR

**FASTEST 3 GOALS - OPPOSING PLAYER**

4:42 - Jari Kurri, 11/19/83, @ 10:39, 11:12 & 15:21 of 3rd per. of 13-4 loss @ Edm.

**FASTEST 2 GOALS - OPPOSING TEAM**

0:08 - Willy Lindstrom & Troy Loney, 3/19/86, @ 8:59 & 9:07 of 1st per. of 7-3 loss vs. Pit.

**FASTEST 3 GOALS - OPPOSING TEAM**

0:51 - Denis Savard, Denis Savard & Darryl Sutter, 11/6/83, @ 13:08, 13:33 & 13:59 of 2nd per. of 6-3 win vs. Chi.

**FASTEST 2 GOALS - BOTH TEAMS**

0:07 - Randy McKay (NJ) & Peter Zedel (Tor.), 2/25/92, @ 9:06 & 9:13 of 3rd per. of 5-5 OT tie @ Tor.

**FASTEST 3 GOALS - BOTH TEAMS**

0:25 - Patrik Sundstrom (NJ), John Tonelli (LA) & Keith Crowder (LA), 12/15/89, @ 2:15, 2:23 & 2:40 of 2nd per. of 7-5 win vs. LA

**ASSISTS**

**MOST ASSISTS**

- 11 - 1/7/84 in 3rd per. of 7-4 win @ Pit.
- 10 - Accomplished six times, most recently 11/1/08 in 2nd per. of 6-1 win vs. Atl.

**At Home**

- 10 - Accomplished five times, most recently 11/1/08 in 2nd per. of 6-1 win vs. Atl.

(franchise record)

- 10 - Accomplished seven times, most recently 3/11/97 in 1st per. of 6-1 win vs. Edm.

**On Road**

- 11 - 1/7/84 in 3rd per. of 7-4 win @ Pit.
- 10 - 4/6/96 in 2nd per. of 6-3 win @ Hfd.
- 9 - 11/26/93 in 2nd per. of 6-6 OT tie @ STL.
- 11/5/93 in 1st per. of 6-3 win @ Ana.
- 10/23/90 in 2nd per. of 8-1 win @ NYI

**MOST ASSISTS OPPONENT**

- 12 - 12/9/89 in 1st per. of 7-3 loss @ Hfd.
- 10 - 10/21/06 in 2nd per. of 8-1 loss @ Ott.
- 11/21/84 in 1st per. of 8-1 loss @ LA
- 11/13/82 in 2nd per. of 7-2 loss @ Que.

**At Home**

- 9 - 4/6/86 in 2nd per. of 9-7 win vs. NYI
- 8 - Accomplished 13 times, most recently 1/26/14 in 2nd per. of 7-3 loss vs. NYR

(franchise record)

- 9 - 4/6/86 in 2nd per. of 9-7 win vs. NYI
- 12/16/80 in 1st per. of 7-4 loss vs. Edm. @ Col.
- 11/23/78 in 3rd per. of 7-2 loss vs. Van. @ Col.

**On Road**

- 12 - 12/9/89 in 1st per. of 7-3 loss @ Hfd.
- 10 - 10/21/06 in 2nd per. of 8-1 loss @ Ott.
- 11/21/84 in 1st per. of 8-1 loss @ LA
- 11/13/82 in 2nd per. of 7-2 loss @ Que.

**MOST ASSISTS BOTH TEAMS**

- 16 - 12/9/89 in 1st per. of 7-3 loss @ Hfd. (Hfd. 12, NJ 4)
- 15 - 12/26/93 in 2nd per. of 8-3 loss @ NYR (NYR 9, NJ 6)

14 - Accomplished six times, most recently 4/6/96 in 2nd per. of 6-3 win @ Hfd. (NJ 10, Hfd. 4)

- 16 - 12/9/89 in 1st per. of 7-3 loss @ Hfd. (Hfd. 12, NJ 4)
- 2/19/80 in 2nd per. of 8-6 win vs. Phi. @ Col. (Col. 8, Phi. 8)

**At Home**

- 14 - 3/7/93 in 3rd per. of 7-3 win vs. Phi. (NJ 10, Phi. 4)

13 - 1/15/92 in 2nd per. of 8-8 OT tie vs. Buf. (NJ 8, Buf. 5)

- 11/2/85 in 3rd per. of 6-5 OT win vs. NYR (NJ 9, NYR 4)

(franchise record)

- 16 - 2/19/80 in 2nd per. of 8-6 win vs. Phi. @ Col. (Col. 8, Phi. 8)

**On Road**

- 16 - 12/9/89 in 1st per. of 7-3 loss @ Hfd. (Hfd. 12, NJ 4)
- 15 - 12/26/93 in 2nd per. of 8-3 loss @ NYR (NYR 9, NJ 6)

14 - Accomplished five times, most recently 4/6/96 in 2nd per. of 6-3 win @ Hfd. (NJ 10, Hfd. 4)

**POINTS**

**MOST POINTS**

- 18 - 10/23/90 in 2nd per. of 8-1 win @ NYI (6g-12a)
- 17 - 3/10/90 in 2nd per. of 9-3 win vs. Que. (6g-11a)
- 1/7/84 in 3rd per. of 7-4 win @ Pit. (6g-11a)

**At Home**

- 17 - 3/10/90 in 2nd per. of 9-3 win vs. Que. (6g-11a)
- 16 - 3/7/93 in 3rd per. of 7-3 win vs. Phi. (6g-10a)
- 15 - Accomplished four times, most recently 11/1/08 in 2nd per. of 6-1 win vs. Atl. (5g-10a)

**On Road**

- 18 - 10/23/90 in 2nd per. of 8-1 win @ NYI (7g-11a)
- 17 - 1/7/84 in 3rd per. of 7-4 win @ Pit. (6g-11a)
- 16 - 4/6/96 in 2nd per. of 6-3 win @ Hfd. (6g-10a)

**MOST POINTS OPPONENT**

- 18 - 12/9/89 in 1st per. of 7-3 loss @ Hfd. (6g-12a)
- 15 - Accomplished four times, most recently 10/21/06 in 2nd per. of 8-1 loss @ Ott. (5g-10a)

(franchise record)

- 18 - 12/9/89 in 1st per. of 7-3 loss @ Hfd. (6g-12a)
- 2/18/78 in 3rd per. of 9-4 loss @ Mtl. (7g-11a)

**At Home**

- 14 - 4/6/86 in 2nd per. of 9-7 win vs. NYI (5g-9a)
- 13 - 1/11/86 in 2nd per. of 8-4 loss vs. Phi. (5g-8a)
- 10/25/84 in 2nd per. of 11-2 loss vs. NYR (5g-8a)

(franchise record)

- 14 - 4/6/86 in 2nd per. of 9-7 win vs. NYI (5g-9a)
- 12/16/81 in 1st per. of 7-4 loss vs. Edm. @ Col. (5g-9a)

**On Road**

- 18 - 12/9/89 in 1st per. of 7-3 loss @ Hfd. (6g-12a)
- 15 - Accomplished four times, most recently 10/21/06 in 2nd per. of 8-1 loss @ Ott. (5g-10a)

(franchise record)

- 18 - 12/9/89 in 1st per. of 7-3 loss @ Hfd. (6g-12a)
- 2/18/78 in 3rd per. of 9-4 loss @ Mtl. (7g-11a)

**MOST POINTS BOTH TEAMS**

- 24 - 12/9/89 in 1st per. of 7-3 loss @ Hfd. (Hfd. 6-12-18, NJ 2-4-6)
- 23 - 12/26/93 in 1st per. of 8-3 loss @ NYR (NYR 5-9-14, NJ 3-6-9)

22 - Accomplished four times, most recently 4/6/96 in 2nd per. of 6-3 win @ Hfd. (NJ 6-10-16, Hfd. 2-4-6)

- 24 - 12/9/89 in 1st per. of 7-3 loss @ Hfd. (Hfd. 6-12-18, NJ 2-4-6)
- 2/19/80 in 2nd per. of 8-6 win vs. Phi. @ Col. (Col. 4-8-12, Phi. 4-8-12)

**At Home**

- 22 - 3/7/93 in 3rd per. of 7-3 win vs. Phi. (NJ 6-10-16, Phi. 2-4-6)
- 20 - 1/15/92 in 2nd per. of 8-8 OT tie vs. Buf. (NJ 4-8-12, Buf. 3-5-8)
- 11/2/85 in 3rd per. of 6-5 OT win vs. NYR (NJ 5-9-14, NYR 2-4-6)

(franchise record)

- 24 - 2/19/80 in 2nd per. of 8-6 win vs. Phi. @ Col. (Col. 4-8-12, Phi. 4-8-12)

**On Road**

- 24 - 12/9/89 in 1st per. of 7-3 loss @ Hfd. (Hfd. 6-12-18, NJ 2-4-6)
- 23 - 12/26/93 in 1st per. of 8-3 loss @ NYR (NYR 5-9-14, NJ 3-6-9)

22 - 4/6/96 in 2nd per. of 6-3 win @ Hfd. (NJ 6-10-16, Hfd. 2-4-6)

- 11/26/93 in 2nd per. of 6-6 OT tie @ STL. (NJ 5-9-14, STL. 3-5-8)
- 29/93 in 1st per. of 8-5 loss @ Det. (Det. 5-9-14, NJ 3-5-8)

**PENALTY MINUTES**

**MOST PENALTY MINUTES**

- 81 - 10/8/93 in 3rd per. of 6-3 win @ Wsh.
- 72 - 1/22/88 in 3rd per. of 7-3 loss @ Buf.
- 62 - 1/4/88 in 2nd per. of 6-3 loss vs. LA (franchise record)
- 96 - 1/3/81 in 3rd per. of 4-1 win vs. Bos. @ Col.

**At Home**

- 62 - 1/4/88 in 2nd per. of 6-3 loss vs. LA
- 60 - 1/14/91 in 2nd per. of 6-1 loss vs. LA
- 1/24/87 in 3rd per. of 4-3 win vs. Phi. (franchise record)
- 96 - 1/3/81 in 3rd per. of 4-1 win vs. Bos. @ Col.

**On Road**

- 81 - 10/8/93 in 3rd per. of 6-3 win @ Wsh.
- 72 - 1/22/88 in 3rd per. of 7-3 loss @ Buf.
- 60 - 10/23/89 in 2nd per. of 5-4 win @ Tor. (franchise record)
- 93 - 12/6/80 in 3rd per. of 8-6 loss @ Wsh.

**MOST PENALTY MINUTES OPPONENT**

- 78 - 10/8/93 in 3rd per. of 6-3 win @ Wsh.
- 70 - 1/24/87 in 3rd per. of 4-3 win vs. Phi.
- 62 - 1/4/88 in 2nd per. of 6-3 loss vs. LA (franchise record)
- 112 - 1/3/81 in 3rd per. of 4-1 win vs. Bos. @ Col.

**At Home**

- 70 - 1/24/87 in 3rd per. of 4-3 win vs. Phi.
- 62 - 1/4/88 in 2nd per. of 6-3 loss vs. LA
- 59 - 1/4/94 in 3rd per. of 6-3 win vs. NYI (franchise record)
- 112 - 1/3/81 in 3rd per. of 4-1 win vs. Bos. @ Col.

**On Road**

- 78 - 10/8/93 in 3rd per. of 6-3 win @ Wsh.
- 60 - 10/23/89 in 2nd per. of 5-4 win @ Tor.
- 55 - 10/15/88 in 1st per. of 8-5 loss @ Wsh. (franchise record)
- 101 - 12/6/80 in 3rd per. of 8-6 loss @ Wsh.

**MOST PENALTY MINUTES BOTH TEAMS**

- 159 - 10/8/93 in 3rd per. of 6-3 win @ Wsh. (NJ 81, Wsh. 78)
- 130 - 1/24/87 in 3rd per. of 4-3 win vs. Phi. (Phi. 70, NJ 60)
- 124 - 1/4/88 in 2nd per. of 6-3 loss vs. LA (NJ 62, LA 62)

(franchise record)

- 208 - 1/3/81 in 3rd per. of 4-1 win vs. Bos. @ Col. (Bos. 112, Col. 96)

**At Home**

- 130 - 1/24/87 in 3rd per. of 4-3 win vs. Phi. (Phi. 70, NJ 60)
- 124 - 1/4/88 in 2nd per. of 6-3 loss vs. LA (NJ 62, LA 62)
- 108 - 1/11/98 in 3rd per. of 3-0 win vs. Mtl. (NJ 59, Mtl. 49)

(franchise record)

- 208 - 1/3/81 in 3rd per. of 4-1 win vs. Bos. @ Col. (Bos. 112, Col. 96)

**On Road**

- 159 - 10/8/93 in 3rd per. of 6-3 win @ Wsh. (NJ 81, Wsh. 78)
- 120 - 10/23/89 in 2nd per. of 5-4 win @ Tor. (NJ 60, Tor. 60)
- 112 - 1/22/88 in 3rd per. of 7-3 loss @ Buf. (NJ 72, Buf. 40)
- 194 - 12/6/80 in 3rd per. of 8-6 loss @ Wsh. (Wsh. 101, Col. 93)

**SHOTS**

**MOST SHOTS**

- 27 - 10/28/95 in 2nd per. of 5-3 loss vs. Pit.
- 25 - 3/23/04 in 3rd per. of 4-3 OT win @ Fla.
- 3/29/93 in 2nd per. of 5-0 win vs. SJ

**At Home**

- 27 - 10/28/95 in 2nd per. of 5-3 loss vs. Pit.
- 25 - 3/29/93 in 2nd per. of 5-0 win vs. SJ
- 23 - 12/6/97 in 1st per. of 4-2 win vs. TB
- 12/90 in 1st per. of 5-3 win vs. Buf.
- 2/7/87 in 2nd per. of 3-2 win vs. Phi.

**On Road**

- 25 - 3/23/04 in 3rd per. of 4-3 OT win @ Fla.
- 24 - 12/19/09 in 1st per. of 5-4 win @ Atl.
- 23 - 1/21/99 in 1st per. of 3-2 win @ LA
- 10/29/96 in 3rd per. of 5-2 loss @ Bos.
- 11/21/95 in 3rd per. of 4-3 loss @ Fla. (franchise record)

25 - 3/23/04 in 3rd per. of 4-3 OT win @ Fla.

- 12/18/76 in 3rd per. of 4-2 loss @ Tor.

**MOST SHOTS OPPONENT**

- 26 - 1/22/86 in 1st per. of 6-6 OT tie @ Cgy.
- 25 - 10/8/09 in 2nd per. of 4-3 SO win @ TB
- 24 - 2/4/12 in 3rd per. of 6-4 win @ Phi.
- 12/1/92 in 2nd per. of 8-3 win vs. Tor.
- 11/6/83 in 2nd per. of 6-3 win vs. Chi.

**At Home**

- 24 - 12/1/92 in 2nd per. of 8-3 win vs. Tor.
- 11/6/83 in 2nd per. of 6-3 win vs. Chi.
- 23 - 2/24/90 in 2nd per. of 3-2 win vs. Chi.
- 2/18/87 in 2nd per. of 6-3 loss vs. Hfd.

**On Road**

- 26 - 1/22/86 in 1st per. of 6-6 OT tie @ Cgy.
- 25 - 10/8/09 in 2nd per. of 4-3 SO win @ TB
- 24 - 2/4/12 in 3rd per. of 6-4 win @ Phi.

**MOST SHOTS BOTH TEAMS**

- 38 - 1/20/93 in 2nd per. of 3-2 loss @ Mtl. (Mtl. 20, NJ 18)
- 37 - 3/6/84 in 3rd per. of 6-5 win vs. Pit. (Pit. 22, NJ 15)
- 36 - Accomplished four times, most recently 10/28/95 in 2nd per. of 5-3 loss vs. Pit. (NJ 27, Pit. 9)

**At Home**

- 37 - 3/6/84 in 3rd per. of 6-5 win vs. Pit. (Pit. 22, NJ 15)
- 36 - 10/28/95 in 2nd per. of 5-3 loss vs. Pit. (NJ 27, Pit. 9)
- 1/2/90 in 1st per. of 5-3 win vs. Buf. (NJ 23, Buf. 13)

**On Road**

- 38 - 1/20/93 in 2nd per. of 3-2 loss @ Mtl. (Mtl. 20, NJ 18)
- 36 - 2/19/93 in 1st per. of 8-5 loss @ Det. (Det. 21, NJ 15)
- 1/22/86 in 1st per. of 6-6 OT tie @ Cgy. (Cgy. 26, NJ 10)

**FEWEST SHOTS**

- 0 - 1/7/83 in 3rd per. of 2-2 tie vs. Bos.
- 1 - Accomplished 13 times, most recently 2/7/12 in 3rd per. of 1-0 win @ NYR (franchise record)
- 0 - 1/7/83 in 3rd per. of 2-2 tie vs. Bos.
- 3/21/76 in 3rd per. of 3-1 loss @ Buf.

**At Home**

- 0 - 1/7/83 in 3rd per. of 2-2 tie vs. Bos.
- 1 - Accomplished six times, most recently 1/4/11 in 1st per. of 2-1 loss vs. Min.

**On Road**

- 1 - Accomplished seven times, most recently 2/7/12 in 3rd per. of 1-0 win @ NYR (franchise record)
- 0 - 3/21/76 in 3rd per. of 3-1 loss @ Buf.

**FEWEST SHOTS OPPONENT**

- 0 - 10/29/02 in 3rd per. of 2-1 loss vs. Car.
- 10/10/98 in 1st per. of 2-1 loss @ Chi.
- 1 - Accomplished 24 times, most recently 12/13/11 in 3rd per. of 3-2 SO win @ Fla.

**At Home**

- 0 - 10/29/02 in 3rd per. of 2-1 loss vs. Car.
- 1 - Accomplished 15 times, most recently 4/10/11 in 2nd per. of 3-2 win vs. Bos.

**On Road**

- 0 - 10/10/98 in 1st per. of 2-1 loss @ Chi.
- 1 - Accomplished nine times, most recently 12/13/11 in 3rd per. of 3-2 SO win @ Fla.



## CAREER

## MOST SEASONS

- 20 - Martin Brodeur
- 18 - Ken Daneyko
- 16 - Patrik Elias

## MOST GAMES PLAYED

- 1283 - Ken Daneyko
- 1259 - Martin Brodeur
- 1155 - Patrik Elias

## MOST GOALS

- 393 - Patrik Elias
- 347 - John MacLean
- 202 - Bobby Holik

## By Defenseman

- 112 - Scott Niedermayer
- 93 - Scott Stevens
- 83 - Bruce Driver

## MOST ASSISTS

- 590 - Patrik Elias
- 364 - Scott Niedermayer
- 354 - John MacLean

## By Defenseman

- 364 - Scott Niedermayer
- 337 - Scott Stevens
- 316 - Bruce Driver

## MOST POINTS

- 983 - Patrik Elias (393g-590a)
- 701 - John MacLean (347g-354a)
- 520 - Kirk Muller (185g-335a)

## By Defenseman

- 476 - Scott Niedermayer (112g-364a)
- 430 - Scott Stevens (93g-337a)
- 399 - Bruce Driver (83g-316a)

## MOST POWER PLAY GOALS

- 108 - Patrik Elias
- 92 - John MacLean
- 69 - Kirk Muller

## By Defenseman

- 51 - Scott Niedermayer
- 33 - Bruce Driver
- 28 - Scott Stevens

## MOST POWER PLAY POINTS

- 322 - Patrik Elias (108g-214a)
- 197 - John MacLean (92g-105a)
- 189 - Scott Niedermayer (51g-138a)

## By Defenseman

- 189 - Scott Niedermayer (51g-138a)
- 168 - Bruce Driver (33g-135a)
- 139 - Brian Rafalski (19g-120a)

## MOST SHORTHANDED GOALS

- 17 - John Madden
- 16 - Patrik Elias
- 11 - Doug Brown, Stephane Richer

## MOST GAME-WINNING GOALS

- 79 - Patrik Elias
- 55 - John MacLean
- 43 - Bobby Holik

## MOST OVERTIME GOALS

- 16 - Patrik Elias
- 8 - Scott Niedermayer
- 7 - Zach Parise

## MOST GAME-DECIDING GOALS

- 9 - Patrik Elias, Zach Parise
- 8 - Ilya Kovalchuk

## MOST GAME-TYING GOALS

- 6 - Stephane Richer
- 5 - Bobby Holik, Claude Lemieux, John MacLean

## (franchise record)

- 9 - Wilf Paiement

## MOST HAT TRICKS

- 8 - Patrik Elias (1 4-goal game)
- 6 - John MacLean
- 5 - Pat Verbeek (1 4-goal game)

## HIGHEST PLUS/MINUS

- 282 - Scott Stevens
- 187 - Patrik Elias
- 172 - Scott Niedermayer

## By Defenseman

- 282 - Scott Stevens
- 172 - Scott Niedermayer
- 100 - Brian Rafalski

## MOST PENALTY MINUTES

- 2519 - Ken Daneyko
- 1418 - Randy McKay
- 1168 - John MacLean

## By Defenseman

- 2519 - Ken Daneyko
- 1007 - Scott Stevens
- 886 - Joe Cirella

## MOST MINOR PENALTIES

- 717 - Ken Daneyko
- 409 - John MacLean
- 374 - Bobby Holik

## MOST MAJOR PENALTIES

- 138 - Randy McKay
- 123 - Ken Daneyko
- 65 - Mike Peluso

## MOST MISCONDUCT PENALTIES

- 47 - Ken Daneyko
- 26 - Randy McKay
- 21 - Pat Verbeek

## GOALTENDING

## MOST SEASONS

- 20 - Martin Brodeur
- 10 - Chris Terrier
- 4 - Craig Billington, Glenn Resch

## MOST GAMES PLAYED

- 1259 - Martin Brodeur
- 302 - Chris Terrier
- 198 - Glenn Resch

## MOST MINUTES PLAYED

- 74083 - Martin Brodeur
- 16561 - Chris Terrier
- 10953 - Glenn Resch

## MOST VICTORIES

- 688 - Martin Brodeur
- 118 - Chris Terrier
- 62 - Sean Burke

## MOST DEFEATS

- 394 - Martin Brodeur
- 118 - Chris Terrier
- 113 - Glenn Resch

## MOST TIES

- 105 - Martin Brodeur
- 34 - Chris Terrier
- 23 - Sean Burke

## BEST GAA (2 seasons)

- 2.24 - Martin Brodeur
- 2.42 - Johan Hedberg
- 3.07 - Chris Terrier

## MOST SHUTOUTS

- 124 - Martin Brodeur
- 8 - Johan Hedberg
- 7 - Chris Terrier

## By Left Wing

- 96 - Patrik Elias (40g-56a): 2000-01
- 94 - Zach Parise (45g-49a): 2008-09
- 86 - Kirk Muller (30g-56a): 1989-90

## By Center

- 94 - Kirk Muller (37g-57a): 1987-88
- 84 - Scott Gomez (33g-51a): 2005-06
- 79 - Alexander Semak (37g-42a): 1992-93

## By Right Wing

- 89 - Brian Gionta (48g-41a): 2005-06
- 87 - John MacLean (42g-45a): 1988-89
- 83 - Ilya Kovalchuk (37g-46a): 2011-12
- Alexander Mogilny (43g-40a): 2000-01

## By Defenseman

- 78 - Scott Stevens (18g-60a): 1993-94
- 66 - Tom Kurvers (16g-50a): 1988-89
- 59 - Scott Stevens (17g-42a): 1991-92

## By Rookie

- 70 - Scott Gomez (19g-51a): 1999-00
- 63 - Kevin Todd (21g-42a): 1991-92
- 54 - Kirk Muller (17g-37a): 1984-85

## MOST POINTS AT HOME

- 58 - Zach Parise (22g-36a): 2008-09
- Patrik Elias (22g-36a): 2000-01
- 53 - Kirk Muller (22g-31a): 1987-88

## By Defenseman

- 41 - Tom Kurvers (9g-32a): 1988-89
- 37 - Scott Niedermayer (9g-28a): 1997-98
- Dave Pichette (10g-27a): 1984-85

## By Rookie

- 34 - Scott Gomez (8g-26a): 1999-00
- 32 - Kevin Todd (12g-20a): 1991-92
- 29 - Pat Verbeek (12g-17a): 1983-84

## MOST POINTS ON ROAD

- 49 - Kirk Muller (16g-33a): 1989-90
- 46 - John MacLean (25g-21a): 1989-90
- John MacLean (23g-23a): 1988-89

## By Defenseman

- 43 - Scott Stevens (10g-33a): 1993-94
- 29 - Bruce Driver (9g-20a): 1992-93
- Bruce Driver (4g-25a): 1989-90

## By Rookie

- 36 - Scott Gomez (11g-25a): 1999-00
- 31 - Kevin Todd (9g-22a): 1991-92
- 30 - Kirk Muller (9g-21a): 1984-85

## MOST SHOTS

- 364 - Zach Parise: 2008-09
- 347 - Zach Parise: 2009-10
- 322 - John MacLean: 1989-90

## By Defenseman

- 215 - Scott Stevens: 1993-94
- 205 - Bruce Driver: 1991-92
- 195 - Bruce Driver: 1990-91

## MOST PENALTY MINUTES

- 295 - Krzysztof Oliwa: 1997-98
- 283 - Ken Daneyko: 1988-89
- 249 - Ken Daneyko: 1990-91

## By Defenseman

- 283 - Ken Daneyko: 1988-89
- 249 - Ken Daneyko: 1990-91
- 239 - Ken Daneyko: 1987-88

## MOST POWER PLAY GOALS

- 24 - Brian Gionta: 2005-06
- 19 - John MacLean: 1990-91
- 17 - Kirk Muller: 1987-88
- Pat Verbeek: 1988-87

## MOST POWER PLAY POINTS

- 37 - Kirk Muller (17g-20a): 1987-88
- 36 - Tapio Levo (5g-31a): 1982-83
- 35 - Claude Lemieux (13g-22a): 1992-93

## GAME

## MOST GOALS

- 4 - Accomplished five times, most recently Dainius Zubrus, 11/23/08 @ TB (franchise record)

- 4 - Accomplished six times, most recently Dainius Zubrus, 11/23/08 @ TB

## MOST SHORTHANDED GOALS

- 6 - John Madden: 1999-00
- 5 - Brian Rolston: 1998-99
- 4 - Accomplished four times, most recently Ilya Kovalchuk: 2012-13

## MOST GAME-WINNING GOALS

- 11 - John MacLean: 1989-90
- 10 - Brian Gionta: 2005-06

## Accomplished five times, most recently

- Ilya Kovalchuk: 2010-11

## MOST OVERTIME GOALS

- 4 - Ilya Kovalchuk: 2010-11
- Patrik Elias: 2003-04
- Scott Niedermayer: 2001-02

## MOST GAME-DETERMINING GOALS

- 7 - Ilya Kovalchuk: 2011-12
- 5 - Viktor Kozlov: 2005-06
- 3 - Zach Parise: 2007-08
- John Madden: 2006-07

## MOST GAME-TYING GOALS

- 3 - Accomplished four times, most recently Stephane Richer: 1993-94 (franchise record)

## 5 - Lanny McDonald: 1979-80

## MOST HAT TRICKS

- 3 - Patrik Elias: 2000-01
- John MacLean: 1988-89
- Kirk Muller: 1987-88

## HIGHEST PLUS/MINUS

- 53 - Scott Stevens: 1993-94
- 45 - Patrik Elias: 2000-01
- 40 - Scott Stevens: 2000-01

## By Defenseman

- 53 - Scott Stevens: 1993-94
- 40 - Scott Stevens: 2000-01
- 36 - Brian Rafalski: 2000-01

## GOALTENDING

## MOST GAMES PLAYED

- 78 - Martin Brodeur: 2006-07
- 77 - Martin Brodeur: 2009-10, 2007-08, 1995-96

## MOST MINUTES PLAYED

- 4697 - Martin Brodeur: 2006-07
- 4635 - Martin Brodeur: 2007-08
- 4555 - Martin Brodeur: 2003-04

## MOST VICTORIES

- 48 - Martin Brodeur: 2006-07
- 45 - Martin Brodeur: 2009-10
- 44 - Martin Brodeur: 2007-08

## MOST DEFEATS

- 35 - Glenn Resch: 1982-83
- 31 - Sean Burke: 1988-89
- Glenn Resch: 1983-84

## (franchise record)

- 39 - Denis Herron: 1975-76

## MOST TIES

- 13 - Martin Brodeur: 1996-97
- 12 - Martin Brodeur: 1995-96
- Glenn Resch: 1982-83

## BEST GAA (26 GPI)

- 1.88 - Martin Brodeur: 1996-97
- 1.89 - Martin Brodeur: 1997-98
- 1.97 - Cory Schneider: 2013-14

## MOST SHUTOUTS

- 12 - Martin Brodeur: 2006-07
- 11 - Martin Brodeur: 2003-04
- 10 - Martin Brodeur: 1997-98, 1996-97

## MOST PENALTY MINUTES

- 54 - Sean Burke: 1988-89
- 38 - Sean Burke: 1989-90
- 31 - Corey Schwab: 1995-96

## SEASON

## MOST GOALS

- 48 - Brian Gionta: 2005-06
- 46 - Pat Verbeek: 1987-88
- 45 - Zach Parise: 2008-09

## By Left Wing

- 45 - Zach Parise: 2008-09
- 40 - Patrik Elias: 2000-01
- 38 - Zach Parise: 2009-10

## By Center

- Patrik Elias: 2003-04
- Stephane Richer: 1992-93

## By Right Wing

- 48 - Brian Gionta: 2005-06
- 46 - Pat Verbeek: 1987-88
- 45 - John MacLean: 1990-91

## By Defenseman

- 18 - Scott Stevens: 1993-94
- 17 - Scott Stevens: 1991-92
- Dave Pichette: 1984-85

## (franchise record)

- 22 - Barry Beck: 1977-78

## By Rookie

- 21 - Kevin Todd: 1991-92
- Jeff Larmer: 1982-83
- 20 - Pat Verbeek: 1983-84

## (franchise record)

- 30 - Paul Gardner: 1976-77

## MOST ASSISTS

- 60 - Scott Stevens: 1993-94
- 57 - Aaron Broten, Kirk Muller: 1987-88

## By Left Wing

- 57 - Aaron Broten: 1987-88
- 56 - Patrik Elias: 2000-01
- Kirk Muller: 1989-90

## By Center

- 57 - Kirk Muller: 1987-88
- 56 - Scott Gomez: 2003-04
- 52 - Patrik Elias: 2011-12

## By Right Wing

- 51 - Claude Lemieux: 1992-93
- 46 - Ilya Kovalchuk: 2011-12
- Petr Sykora: 2000-01

## (franchise record)

- 56 - Wilf Paiement: 1977-78

## By Defenseman

- 60 - Scott Stevens: 1993-94
- 50 - Tom Kurvers: 1988-89
- 47 - Brian Rafalski: 2006-07

## By Rookie

- 51 - Scott Gomez: 1999-00
- 42 - Kevin Todd: 1991-92
- 37 - Kirk Muller: 1984-85

## MOST POINTS

- 96 - Patrik Elias (40g-56a): 2000-01
- 94 - Zach Parise (45g-49a): 2008-09
- Kirk Muller (37g-57a): 1987-88



*Now in his eighth NHL season, Andy Greene was a member of New Jersey's 2012 Eastern Conference Championship team.*

**By Rookie**

- 3 - Scott Gomez, 12/26/00 vs. J3-  
Uli Hlamer, 10/31/84 vs. Pit.  
2 - Accomplished 43 times, most recently  
Adam #CG>FJ; 11/5/11 vs. Wp<G  
(;G@chise recor9f

- 3 - Accomplished four times, most recentIAN  
Scott Gomez, 12/26/00 vs. NYR

**MOST ASSISTS**

- 5 - A88DB EA#; 9 ;DJG>B ; HKB DH G8; CIAM. 8DI  
" DB:OK3/30/03 vs. NYI

**By Defenseman**

- 5 - Tom Kurvers, 2/13/89 vs. Tor.  
4 - Accomplished five times, most recently  
1iacheslav Fetisov, 3/29/90 vs. NYR

**By Rookie**

- 4 - 4deno Ciger, 1/24/91 vs. J:G  
1>68=:slav Fetisov, 3/29/90 vs. NYR  
Bruce Driver, 12/15/84 vs. Que.

**MOST POINTS**

- 6 - Kirk Muller (3g-3a), 10/29/86 @ Pit.  
5 - Accomplished 24 times, most r:8:CIAN  
+6IG>Elias (3g-2a), 4/5/06 vs. Pit.

**By Defenseman**

- 5 - Viacheslav Fetisov (1g-4a), 3/29/90 vs. NYR  
/DB Kurvers (5a), 2/13/89 vs. Tor.  
Bruce Driver (1g-4a), 12/23/86 @ NYR  
(franchise r:8DG9f

- 5 - Accomplished four times, most receCIAN  
1>68=:slav Fetisov (1g-4a), 3/29/90 vs. NYR

**PERIOD****MOST GOALS**

- 3 - Accomplished eight times, most recently  
Brian Gionta, 10/12/06 vs. Tor. (3rd)  
(franchise r:8DG9f

- 3 - Accomplished nine times, most recently  
Brian Gionta, 10/12/06 vs. Tor. (3rd)

**MOST ASSISTS**

- 4 - Paul Gagne, 2/9/86 @ Hfd. (3rd)  
3 - Accomplished 22 times, most recently  
Ilya Kovalchuk, 3/23/10 vs. CBJ (2nd)

**STREAKS****MOST CONSECUTIVE GAMES PLAYED**

- 401 - Travis Zajac, 10/26/06-4/10/11  
388 wKen Daneyko, 11/4/89-3/29/94  
328 wSergei Brylin, 10/8/03-4/6/08

**MOST CONSECUTIVE GAMES SCORING GOALS**

- 6 - Accomplished seven times, most recently  
Adam Henrique (9g), 2/27-3/8/14  
(franchise r:8DG9f

- 8 - Paul Gardner (11g), 10/19-11/5/79

**MOST CONSECUTIVE GAMES WITH ASSISTS**

- 9 - Petr Sykora (13a), 3/21-4/6/01  
8 - Brian Rafalski (9a), 3/22-4/5/07  
Aaron Broten (8a), 12/20/84-1/5/85

**MOST CONSECUTIVE GAMES WITH POINTS**

- 15 - Brian Gionta (12g-13a-25pts), 3/21-4/18/06  
+6IG>Elias (15g-9a-24pts), 12/27/99-1/28/fr  
13 w+6IG>A6H(12-w36w25EIH#K3 13w 6 f r 1  
+JG Sykora (6g-17a-23pts), 3/13-4/6/01

**MOST POINTS TWO CONSECUTIVE GAMES**

- 8 - Accomplished four times, most recently  
Kirk Muller (1g-7a), 3/12-20/88  
(franchise r:8DG9f

- 8 - Accomplished five times, most recently  
Kirk Muller (1g-7a), 3/12-20/88

**MOST POINTS THREE CONSECUTIVE GAMES**

- 11 w+6IG>A6H(6-w66f# 2 21w25 f 4  
10 - Scott Gomez (2g-8a), 2/21-25/04  
+6IG>Sundstrom (2g-8a), 12/12-15/89  
Brendan Shanahan (5g-5a), 2/9-13/89  
(franchise r:8DG9f  
11 w+6IG>A6H(6-w66f# 2 21w25 f 4  
Paul \*6G9C:G(5g-6a), 10/28-11/2/77

**By Rookie**

- 5 - Viacheslav Fetisov (1g-4a), 3/29/90 vs. NYR  
4 - Accomplished seven times, most recently  
Brian Gionta (1g-3a), 4/13/02 @ Wsh.

**MOST SHOTS**

- 14 wClaude Lemieux, 12/3/92 @ \*IIG  
12 - Bruce Driver, 2/17/90 @ TDGG  
11 - John MacLean, 12/19/95 vs. +=>G  
Bill Guerin, 3/3/94 @ TB  
Bobby Holik, 11/14/92 @ 2H=>G

**By Defenseman**

- 12 - Bruce Driver, 2/17/90 @ TDGG  
9 - Phil Housley, 3/9/96 @ Pit.  
/DB Kurvers, 2/5/88 @ Van.

**HIGHEST PLUS/MINUS**

- 6 - Scott Stevens, 10/8/93 @ Wsh.  
Claude Lemieux, 1/4/92 vs. NYR  
5 - Accomplished 20 times, most recently  
+6IG>Elias, Brian Gionta & Scott "DB:Ok  
2/21/04 @ NYR

**By Defenseman**

- 6 - . cott Stevens, 10/8/93 @ Wsh.  
5 - Accomplished 11 times, most recently  
.8DII Stevens, 4/3/01 @ Wsh.

**MOST PENALTY MINUTES**

- 42 - John MacLean (min., 2 maj., misc., gam:k  
<GDH#f2/11/90 @ N3\$  
37 - Viacheslav Fetisov (min., maj., 2 misc., gaB:#k  
1/22/93 vs. MIA@  
35 - 6C9y M8&dy (3 m6?2 g6B :Hf, 12/10/91 @ M>C@

**MOST POINTS**

- 4 - Accomplished seven times, most recently  
Ilya Kovalchuk (1g-3a), 3/23/10 vs. CBJ  
(franchise r:8DG9f

- 4 - Accomplished nine times, most recentIAN  
Ilya Kovalchuk (1g-3a), 3/23/10 vs. CBJ

**GOALTENDING****MOST CONSECUTIVE GAMES PLAYED**

- 57 - (6Glin Brodeur, 12/15/95-10/18/96  
51 w(6Glin Brodeur, 1/8-11/1/08  
40 w(6Glin Brodeur, 11/7/09-1/31/10

**MOST CONSECUTIVE GAMES STARTED**

- 51 w(6Glin Brodeur, 1/8-11/1/08  
49 w(6Glin Brodeur, 1/3-10/18/96  
33 w(6Glin Brodeur, 11/25/09-1/31/10

**MOST CONSECUTIVE VICTORIES**

- 12 - (6Glin Brodeur, 10/23-11/20/97  
11 - (6Glin Brodeur, 3/28-4/18/06  
(6Gtin Brodeur, 2/26-3/21/01

**MOST CONSECUTIVE GAMES UNBEATEN**

- 14 - (6Glin Brodeur (10-0-4), 12/20/00-1/24/01  
(6Gtin Brodeur (12-0-2), 12/26/99-1/26/00  
(6Gtin Brodeur (8-0-6), 1/14-2/20/97

**LONGEST SHUTOUT STREAK**

- 213:52 - (6G)>Cbrodeur, 3/25-4/8/97  
189:58 - ( artin Brodeur, 11/2-12/96  
170:06 - ( artin Brodeur, 1/30-2/7/98

TEAM PLAYOFF RECORDS

	GP	W	L	GF	GA	PCTG
LOS ANGELES	26	16	10	88	70	.615
NY RANGERS	25	13	12	64	60	.520
CHICAGO	19	11	8	58	55	.579
MONTREAL	17	10	7	51	46	.588
BOSTON	12	7	5	30	26	.583
PITTSBURGH	13	7	6	35	33	.538
ANAHEIM	13	7	6	35	37	.538
MINNESOTA	13	6	7	35	35	.462
COLORADO	7	3	4	20	22	.429
PHILADELPHIA	7	3	4	16	19	.429
SAN JOSE	7	3	4	22	26	.429
DALLAS	6	2	4	18	20	.333
COLUMBUS	6	2	4	18	21	.333
ST. LOUIS	6	2	4	14	20	.333
DETROIT	5	1	4	6	14	.200
TAMPA BAY	4	0	4	10	16	.000

STANLEY CUP PLAYOFF RESULTS

**CONFERENCE QUARTERFINALS**  
 Series "A" – Boston defeated Detroit 4-1  
 Series "B" – Montreal defeated Tampa Bay 4-0  
 Series "C" – Pittsburgh defeated Columbus 4-2  
 Series "D" – NY Rangers defeated Philadelphia 4-3  
 Series "E" – Minnesota defeated Colorado 4-3  
 Series "F" – Chicago defeated St. Louis 4-2  
 Series "G" – Anaheim defeated Dallas 4-2  
 Series "H" – Los Angeles defeated San Jose 4-3

**CONFERENCE SEMIFINALS**  
 Series "I" – Montreal defeated Boston 4-3  
 Series "J" – NY Rangers defeated Pittsburgh 4-3  
 Series "K" – Chicago defeated Minnesota 4-2  
 Series "L" – Los Angeles defeated Anaheim 4-3

**CONFERENCE FINALS**  
 Series "M" – NY Rangers defeated Montreal 4-2  
 Series "N" – Los Angeles defeated Chicago 4-3

**STANLEY CUP FINALS**  
 Series "O" – Los Angeles defeated NY Rangers 4-1

PLAYOFF SCORING LEADERS

PLAYER	TEAM	GP	G	A	PTS	+/-	PIM
ANZE KOPITAR	LOS ANGELES	26	5	21	26	9	14
JEFF CARTER	LOS ANGELES	26	10	15	25	5	4
JUSTIN WILLIAMS	LOS ANGELES	26	9	16	25	13	35
MARIAN GABORIK	LOS ANGELES	26	14	8	22	6	6
PATRICK KANE	CHICAGO	19	8	12	20	5	8
DREW DOUGHTY	LOS ANGELES	26	5	13	18	2	30
JONATHAN TOEWS	CHICAGO	19	9	8	17	3	8
RYAN McDONAGH	NY RANGERS	25	4	13	17	1-	8
BRANDON SAAD	CHICAGO	19	6	10	16	10	6

FOUR PLAYERS WITH 15 POINTS

DEFENSEMEN SCORING LEADERS

PLAYER	TEAM	GP	G	A	PTS	+/-	PIM
DREW DOUGHTY	LOS ANGELES	26	5	13	18	2	30
RYAN McDONAGH	NY RANGERS	25	4	13	17	1-	8
BRENT SEABROOK	CHICAGO	16	3	12	15	0	21
P.K. SUBBAN	MONTREAL	17	5	9	14	1	24
JAKE MUZZIN	LOS ANGELES	26	6	6	12	6	8

ROOKIE SCORING LEADERS

PLAYER	TEAM	GP	G	A	PTS	+/-	PIM
TYLER TOFFOLI	LOS ANGELES	26	7	7	14	6	10
CHRIS KREIDER	NY RANGERS	15	5	8	13	2-	14
TANNER PEARSON	LOS ANGELES	24	4	8	12	10	8
NATHAN MacKINNON	COLORADO	7	2	8	10	2	4
TOREY KRUG	BOSTON	12	2	8	10	2-	6

INDIVIDUAL LEADERS

GOAL SCORING			ASSISTS			GOALS AGAINST AVG. (360 MINS)				
GABORIK	LA	14	KOPITAR	LA	21	RASK	BOS	1.99		
CARTER	LA	10	WILLIAMS	LA	16	LUNDQVIST	NYR	2.14		
TWO PLAYERS WITH		9	CARTER	LA	15	PRICE	MTL	2.35		
<b>POWER PLAY GOALS</b>			<b>SHORT HAND GOALS</b>			FLEURY			PIT	2.40
SUBBAN	MTL	4	HAGELIN	NYR	2	CRAWFORD	CHI	2.53		
CARTER	LA	4	16 PLAYERS WITH		1	QUICK	LA	2.58		
FIVE PLAYERS WITH		3	<b>SHORT HAND ASSISTS</b>			BRYZGALOV			MIN	2.63
<b>POWER PLAY ASSISTS</b>			O'REILLY			COL	2	<b>WINS</b>		
DOUGHTY	LA	9	MARTIN	PIT	2	QUICK	LA	16		
MARKOV	MTL	7	BOYLE	NYR	2	LUNDQVIST	NYR	13		
KOPITAR	LA	6	McDONAGH	NYR	2	CRAWFORD	CHI	11		
<b>POWER PLAY POINTS</b>			<b>SHORT HAND POINTS</b>			PRICE			MTL	8
DOUGHTY	LA	10	HAGELIN	NYR	3	RASK	BOS	7		
SUBBAN	MTL	9	BOYLE	NYR	3	FLEURY	PIT	7		
TWO PLAYERS WITH		8	SEVEN PLAYERS WITH		2	FIVE PLAYERS WITH		3		
<b>GAME WINNING GOALS</b>			<b>OVERTIME GOALS</b>			<b>SAVE PERCENTAGE (360 MINS)</b>				
TOEWS	CHI	4	KANE	CHI	2	RASK	BOS	.928		
KANE	CHI	4	MARTINEZ	LA	2	LUNDQVIST	NYR	.927		
THREE PLAYERS WITH		3	22 PLAYERS WITH		1	PRICE	MTL	.919		
<b>SHOTS</b>			<b>PLUS/MINUS</b>			FLEURY			PIT	.915
NASH	NYR	83	WILLIAMS	LA	13	VARLAMOV	COL	.913		
GABORIK	LA	78	THREE PLAYERS WITH		10	CRAWFORD	CHI	.912		
HOSSA	CHI	75	<b>PENALTY MINUTES</b>			QUICK			LA	.911
<b>SHOOTING PCTG. (12 SHOTS)</b>			CLIFFORD			LA	39	<b>SHUTOUTS</b>		
STASTNY	COL	38.5	MAROON	ANA	38	RASK	BOS	2		
TOEWS	CHI	27.3	WILLIAMS	LA	35	FLEURY	PIT	2		
FOUR PLAYERS WITH		25.0	PRUST	MTL	32	QUICK	LA	2		
						EIGHT PLAYERS WITH			1	

**FOLLOW THE DEVILS  
ALL-SEASON LONG**



**WFAN**  
SPORTS RADIO  
66AM 101.9FM  
— NEW YORK —



NEW JERSEY DEVILS  
(136W-116L, .540)

SCORING

PLAYER	GP	G	A	PTS	+/-	PIM	PP	SH	GW	OT	S	PCTG
PATRIK ELIAS	162	45	80	125	16	89	21	2	6	0	444	10.1
JOHN MacLEAN	88	31	44	75	5	142	11	2	4	0	266	11.7
SCOTT GOMEZ	97	21	44	65	14	50	5	0	4	1	272	7.7
SCOTT NIEDERMAYER	146	17	47	64	19	100	7	2	3	0	282	6.0
SCOTT STEVENS	153	17	45	62	33	186	8	0	6	0	295	5.8
BRIAN RAFALSKI	102	17	43	60	22	37	9	0	4	1	162	10.5
CLAUDE LEMIEUX	82	34	23	57	18	171	5	0	6	0	265	12.8
BOBBY HOLIK	124	20	37	57	6	107	5	0	5	0	304	6.6
PETR SYKORA	81	24	27	51	25	34	4	2	6	0	173	13.9
JAMIE LANGENBRUNNER	68	18	32	50	11	59	3	0	6	2	177	10.2
ZACH PARISE	61	21	22	43	7-	18	7	1	3	0	222	9.5
RANDY McKay	116	20	22	42	9	80	5	0	4	2	158	12.7
BRUCE DRIVER	82	10	32	42	16	58	7	1	0	0	175	5.7
JOHN MADDEN	112	20	21	41	3	24	2	4	4	1	289	6.9
JASON ARNOTT	58	18	23	41	13	38	9	0	1	1	116	15.5
BRIAN GIONTA	67	19	21	40	4	18	5	2	5	0	187	10.2
STEPHANE RICHER	54	16	24	40	1	10	7	1	4	2	164	9.8
SERGEI BRYLIN	109	15	19	34	2	32	3	0	3	0	150	10.0
JAY PANDOLFO	131	11	22	33	7-	12	0	1	2	0	152	7.2
TRAVIS ZAJAC	52	10	16	26	1-	20	1	0	3	2	93	10.8
ILYA KOVALCHUK	28	10	15	25	7-	12	6	0	0	0	89	11.2
PETER STASTNY	25	9	15	24	2-	27	2	0	3	0	31	29.0
PATRIK SUNDBROM	26	8	16	24	8	16	3	0	1	0	49	16.3
ALEXANDER MOGILNY	48	9	14	23	4	12	3	0	3	0	131	6.9
BILL GUERIN	56	11	11	22	2	91	2	0	2	0	103	10.7
TOMMY ALBELIN	77	7	15	22	10	22	2	0	2	0	77	9.1
KEN DANAYKO	175	5	17	22	19	296	0	0	1	0	101	5.0
BRENDAN SHANAHAN	32	9	11	20	2	78	4	0	1	0	72	12.5
VALERI ZELEPUKIN	55	10	9	19	4	30	2	0	2	0	80	12.5
NEAL BROTEN	20	7	12	19	13	6	1	0	4	1	47	14.9
MARK JOHNSON	20	10	8	18	3	4	5	0	1	0	31	32.3
KIRK MULLER	33	5	13	18	15-	58	0	0	0	0	63	7.9
BOB CARPENTER	60	4	13	17	1-	30	1	0	0	0	85	4.7
AARON BROTEN	20	5	11	16	9-	20	3	0	1	0	46	10.9
SHAWN CHAMBERS	30	5	11	16	0	8	3	0	0	0	53	9.4
TOM CHORSKE	45	5	11	16	4-	18	0	0	1	0	70	7.1
PAUL MARTIN	42	2	14	11	11-	18	2	0	0	0	48	4.2
COLIN WHITE	111	2	14	16	7	125	0	0	1	0	87	2.3
BRIAN ROLSTON	41	11	4	15	8	18	5	4	0	0	116	9.5
TOM KURVERS	19	6	9	15	5-	38	3	0	1	0	55	10.9
BRYCE SALVADOR	38	5	10	15	7	38	0	1	1	0	36	13.9
JEFF FRIESE	29	10	4	14	8	10	1	0	4	0	57	17.5
DAVID CLARKSON	44	5	9	14	3	79	1	0	4	0	62	8.1
ADAM HENRIQUE	24	5	8	13	12	11	0	0	3	2	40	12.5
BERNIE NICHOLLS	21	4	9	13	2-	34	2	1	0	0	40	10.0
DAINIUS ZUBRUS	41	4	9	13	5-	44	1	0	2	0	73	5.5
MARTIN BRODEUR	205	1	12	13	-	34	0	0	0	0	2	50.0
PAT VERBEEK	20	4	8	12	11-	51	2	0	1	0	44	9.1
DOUG BROWN	32	7	4	11	3	10	0	2	1	1	50	14.0
DOUG GILMOUR	16	5	6	11	2	18	1	0	1	0	33	15.2
JIM DOWD	41	4	7	11	2-	20	0	0	1	0	46	8.7
CLAUDE LOISELLE	20	4	6	10	0	52	0	2	0	0	32	12.5
JOE NIEUWENDYK	22	3	7	10	4-	4	1	0	0	0	32	9.4
GRANT MARSHALL	31	6	3	9	3	16	2	0	1	1	51	11.8
PAT CONACHER	36	4	5	9	3	30	0	2	1	0	28	14.3
SERGEI NEMCHINOV	53	4	5	9	3-	6	1	0	0	0	38	10.5
LYLE ODELEIN	23	3	6	9	2-	50	2	0	1	0	46	6.5
ERIC WEINRICH	20	2	7	9	3-	27	1	0	0	0	27	7.4
ALEXEI KASATONOV	24	2	7	9	0	34	0	0	0	0	34	5.9
ALEXEI PONIKAROVSKY	24	1	8	9	8	12	0	0	1	1	26	3.8
MAREK ZIDLICKY	24	1	8	9	2-	22	0	0	0	0	43	2.3
ZDENO CIGER	13	2	6	8	1-	4	0	0	1	0	28	7.1
JON MORRIS	11	1	7	8	3	25	1	0	0	0	9	11.1
VIACHESLAV FETISOV	38	1	7	8	7-	47	0	0	0	0	37	2.7
RYAN CARTER	23	5	2	7	4	32	0	0	2	0	21	23.8
STEPHEN GIONTA	24	3	4	7	4	4	0	0	0	0	25	12.0
ANDY GREENE	45	3	4	7	4	16	1	0	1	0	49	6.1
CRAIG WOLANIN	18	2	5	7	2	51	1	0	0	0	16	12.5
STEVE BERNIER	24	2	5	7	3	27	0	0	0	0	22	9.1
JOE CIRELLA	19	0	7	7	3-	49	0	0	0	0	27	0.0
TURNER STEVENSON	43	2	4	6	2	50	0	0	1	0	46	4.3
MIKE RUPP	25	1	5	6	4	23	0	0	1	0	12	8.3
KEVIN TODD	8	3	2	5	1	14	1	0	0	0	16	18.8
STEVE THOMAS	16	1	4	5	5-	20	0	0	0	0	37	2.7
VLADIMIR MALAKHOV	23	1	4	5	3	18	0	0	0	0	16	18.8
DAVID MALEY	26	3	1	4	4-	105	1	0	0	0	16	11.1
KEVIN DEAN	16	2	2	4	4	2	0	0	1	0	6	33.3
MIKE MOTTAU	17	2	2	4	6-	0	0	0	0	0	17	8.3
MIKE PELLUSO	37	2	2	4	2	72	0	0	1	0	17	11.8
JACK O'CALLAHAN	5	1	3	4	2-	6	0	0	0	0	12	8.3
PETER HARROLD	17	0	4	4	2	6	0	0	0	0	22	.0
DAVE ANDREYCHUK	11	3	0	3	2-	8	1	0	0	0	29	10.3
LAURIE BOSCHMAN	14	2	1	3	0	24	0	0	1	0	18	11.1

PLAYER	GP	G	A	PTS	+/-	PIM	PP	SH	GW	OT	S	PCTG
BOB CORKUM	12	1	2	3	2-	0	0	0	0	0	11	9.9
DENIS PEDERSON	18	1	2	3	2-	4	0	1	0	0	17	5.9
SEAN O'DONNELL	23	1	2	3	5	41	0	0	0	0	9	11.1
PASCAL RHEAUME	24	1	2	3	2-	13	0	0	0	0	30	3.3
DOUG SULLIMAN	9	0	3	3	2-	2	0	0	0	0	8	.0
DAVE ELLETT	10	0	3	3	1-	10	0	0	0	0	15	.0
BRENDAN MORRISON	10	0	3	3	2-	0	0	0	0	0	14	.0
OLEG TVERDOVSKY	15	0	3	3	4-	0	0	0	0	0	5	.0
MARK FAYNE	24	0	3	3	5	6	0	0	0	0	30	.0
JAN HRDINA	5	2	0	2	0	2	0	0	0	0	7	28.6
ALEXANDER SEMAK	8	1	1	2	5-	0	0	0	0	0	13	7.7
CLAUDE VILGRAIN	11	1	1	2	1-	17	0	0	0	0	9	11.1
ANTON VOLCHENKOV	24	1	1	2	7	10	0	0	0	0	16	6.3
JANNE OJANEN	3	0	2	2	2-	0	0	0	0	0	0	.0
SHELDON SOURAY	5	0	2	2	1	2	0	0	0	0	1	.0
JEFF MADILL	7	0	2	2	0	8	0	0	0	0	13	.0
DAVID HALE	9	0	2	2	0	12	0	0	0	0	3	.0
JIM KORN	9	0	2	2	2	71	0	0	0	0	2	.0
JOHNNY ODUYA	18	0	2	2	0	14	0	0	0	0	14	.0
ERIK RASMUSSEN	25	0	2	2	1-	24	0	0	0	0	12	.0
RANDY VELISCHEK	25	0	2	2	12-	24	0	0	0	0	12	.0
BEN HANKINSON	2	1	0	1	1	4	0	0	0	0	3	33.3
ANDERS CARLSSON	3	1	0	1	1	2	0	0	1	0	2	50.0
DAVE BARR	5	1	0	1	2-	6	0	0	0	0	4	25.0
ADAM LARSSON	5	1	0	1	3	4	0	0	0	0	3	33.3
KEN KLEE	6	1	0	1	1-	6	0	0	0	0	2	50.0
COREY MILLEN	7	1	0	1	0	2	0	0	0	0	7	14.3
ANDY BRICKLEY	4	0	1	1	0	4	0	0	0	0	5	.0
ANDREAS SALOMONSSON	4	0	1	1	1	0	0	0	0	0	3	.0
ARRON ASHAM	5	0	1	1	1	2	0	0	0	0	5	.0
JACOB JOSEFSON	6	0	1	1	1	0	0	0	0	0	8	.0
NICLAS HAVELID	7	0	1	1	0	2	0	0	0	0	3	.0
PERRY ANDERSON	14	0	1	1	3	123	0	0	0	0	5	.0
BRAD LUKOWICH	20	0	1	1	2	6	0	0	0	0	10	.0
SEAN BROWN	1	0	0	0	1-	2	0	0	0	0	0	.0
STEVE BRULE	1	0	0	0	0	0	0	0	0	0	0	.0
SCOTT CLEMMENSEN	1	0	0	0	0	0	0	0	0	0	0	.0
DANTON COLE	1	0	0	0	1-	0	0	0	0	0	1	.0
SCOTT DANIELS	1	0	0	0	0	0	0	0	0	0	0	.0
MARK FRASER	1	0	0	0	1-	0	0	0	0	0	0	.0
IGOR LARIONOV	1	0	0	0	1-	0	0	0	0	0	0	.0
TIM SESTITO	1	0	0	0	0	0	0	0	0	0	0	.0
SYLVAIN TURGEON	1	0	0	0	1-	0	0	0	0	0	3	.0
JOHAN HEDBERG	1	0	0	0	0	0	0	0	0	0	0	.0
CRAIG BILLINGTON	2	0	0	0	0	0	0	0	0	0	0	.0
MATTHEW CORRENTE	2	0	0	0	0	2	0	0	0	0	3	.0

**1988 PATRICK DIVISION SEMIFINALS**

DATE	GAME#	RES	SCORE	LOCATION	GOALTENDERS*	WINNING GOAL
04/06/88	1	Lo	3-4	@ NY Islanders	BURKE/Hrudey	LaFontaine
04/07/88	2	W	3-2	@ NY Islanders	SAUVE/Hrudey	JOHNSON
04/09/88	3	W	3-0	@ DEVILS	BURKE/Hrudey	DANEYKO
04/10/88	4	Lo	4-5	@ DEVILS	BURKE/Hrudey	Sutter
04/12/88	5	W	4-2	@ NY Islanders	BURKE/Hrudey	CONACHER
04/14/88	6	W	6-5	@ DEVILS	BURKE/Hrudey	SUNDSTROM

Leading scorers: Devils, MacLean 4g-7a-11pts; NY Islanders, LaFontaine 4g-5a-9pts.

**1988 PATRICK DIVISION FINALS**

DATE	GAME#	RES	SCORE	LOCATION	GOALTENDERS*	WINNING GOAL
04/18/88	1	L	1-3	@ Washington	BURKE/Peeters	Murphy
04/20/88	2	W	5-2	@ Washington	BURKE/Peeters	BROTEN, A.
04/22/88	3	W	10-4	@ DEVILS	BURKE/Peeters	CARLSSON
04/24/88	4	L	1-4	@ DEVILS	BURKE/Peeters	Sundstrom (Wsh.)
04/26/88	5	W	3-1	@ Washington	SAUVE/Malarchuk	KURVERS
04/28/88	6	L	2-7	@ DEVILS	BURKE/Peeters	Leach
04/30/88	7	W	3-2	@ Washington	BURKE/Peeters	MacLEAN

Leading scorers: Devils, Sundstrom 4g-6a-10pts; Washington, Murphy 4g-3a-7pts, Stevens 1g-6a-7pts.

**1988 WALES CONFERENCE FINALS**

DATE	GAME#	RES	SCORE	LOCATION	GOALTENDERS*	WINNING GOAL
05/02/88	1	L	3-5	@ Boston	SAUVE/Lemelin	Bourque
05/04/88	2	Wo	3-2	@ Boston	BURKE/Lemelin	BROWN
05/06/88	3	L	1-6	@ DEVILS	BURKE/Lemelin	Joyce
05/08/88	4	W	3-1	@ DEVILS	BURKE/Lemelin	VERBEEK
05/10/88	5	L	1-7	@ Boston	BURKE/Lemelin	Janney
05/12/88	6	W	6-3	@ DEVILS	BURKE/Lemelin	MacLEAN
05/14/88	7	L	2-6	@ Boston	BURKE/Lemelin	Middleton

Leading scorers: Devils, Kurvers 3g-4a-7pts; Boston, Linseman 5g-5a-10pts.

**1990 PATRICK DIVISION SEMIFINALS**

DATE	GAME#	RES	SCORE	LOCATION	GOALTENDERS*	WINNING GOAL
04/05/90	1	Lo	4-5	@ DEVILS	BURKE/Liut	Ciccarelli
04/07/90	2	W	6-5	@ DEVILS	TERRERI/Beaupre	STASTNY
04/09/90	3	W	2-1	@ Washington	TERRERI/Liut	SHANAHAN
04/11/90	4	L	1-3	@ Washington	BURKE/Beaupre	Druce
04/13/90	5	L	3-4	@ DEVILS	TERRERI/Beaupre	Courttnall
04/15/90	6	L	2-3	@ Washington	TERRERI/Beaupre	Druce

Leading scorers: Devils, Shanahan 3g-3a-6pts, Driver 1g-5a-6pts; Washington, Ciccarelli 8g-3a-11pts.

**1991 PATRICK DIVISION SEMIFINALS**

DATE	GAME#	RES	SCORE	LOCATION	GOALTENDERS*	WINNING GOAL
04/03/91	1	W	3-1	@ Pittsburgh	TERRERI/Barrasso	STASTNY
04/05/91	2	Lo	4-5	@ Pittsburgh	TERRERI/Barrasso	Jagr
04/07/91	3	L	3-4	@ DEVILS	TERRERI/Barrasso	Recchi
04/09/91	4	W	4-1	@ DEVILS	TERRERI/Barrasso	STASTNY
04/11/91	5	W	4-2	@ Pittsburgh	TERRERI/Barrasso	LEMIEUX
04/13/91	6	L	3-4	@ DEVILS	TERRERI/Pietran.	Francis
04/15/91	7	L	0-4	@ Pittsburgh	TERRERI/Pietran.	Hrdina

Leading scorers: Devils, MacLean 5g-3a-8pts, Shanahan 3g-5a-8pts; Pittsburgh, Recchi 2g-9a-11pts.

**1992 PATRICK DIVISION SEMIFINALS**

DATE	GAME#	RES	SCORE	LOCATION	GOALTENDERS*	WINNING GOAL
04/19/92	1	L	1-2	@ NY Rangers	TERRERI/Vanbies.	Gartner
04/21/92	2	W	7-3	@ NY Rangers	TERRERI/Vanbies.	BOSCHMAN
04/23/92	3	W	3-1	@ DEVILS	TERRERI/Richter	STEVENS
04/25/92	4	L	0-3	@ DEVILS	TERRERI/Richter	Erixon
04/27/92	5	L	5-8	@ NY Rangers	BRODEUR/Richter	King
04/29/92	6	W	5-3	@ DEVILS	TERRERI/Richter	CIGER
05/01/92	7	L	4-8	@ NY Rangers	TERRERI/Vanbies.	Graves

Leading scorers: Devils, Stastny 3g-7a-10pts; NY Rangers, Messier, 5g-6a-11pts.

**1993 PATRICK DIVISION SEMIFINALS**

DATE	GAME#	RES	SCORE	LOCATION	GOALTENDERS*	WINNING GOAL
04/18/93	1	L	3-6	@ Pittsburgh	TERRERI/Barrasso	Francis
04/20/93	2	L	0-7	@ Pittsburgh	TERRERI/Barrasso	McEachern
04/22/93	3	L	3-4	@ DEVILS	BILLINGTON/Barras.	Murphy
04/25/93	4	W	4-1	@ DEVILS	TERRERI/Barrasso	ALBELIN
04/26/93	5	L	3-5	@ Pittsburgh	TERRERI/Barrasso	Daniels

Leading scorers: Devils, Richer 2g-2a-4pts, Stevens 2g-2a-4pts, Driver 1g-3a-4pts; Pittsburgh, Lemieux 5g-4a-9pts.

**1994 EASTERN CONFERENCE QUARTERFINALS**

DATE	GAME#	RES	SCORE	LOCATION	GOALTENDERS*	WINNING GOAL
04/17/94	1	L	0-2	@ DEVILS	BRODEUR/Hasek	Simon
04/19/94	2	W	2-1	@ DEVILS	BRODEUR/Hasek	STEVENS
04/21/94	3	W	2-1	@ Buffalo	BRODEUR/Hasek	ALBELIN
04/23/94	4	L	3-5	@ Buffalo	BRODEUR/Hasek	Presley
04/25/94	5	W	5-3	@ DEVILS	BRODEUR/Hasek	LEMIEUX
04/27/94	6	Lo	0-1	@ Buffalo	BRODEUR/Hasek	Hannan
04/29/94	7	W	2-1	@ DEVILS	BRODEUR/Hasek	LEMIEUX

Leading scorers: Devils, Lemieux 4g-2a-6pts, MacLean 3g-3a-6pts, Stevens 1g-5a-6pts; Buffalo, Hawerchuk 0g-7a-7pts.

**1994 EASTERN CONFERENCE SEMIFINALS**

DATE	GAME#	RES	SCORE	LOCATION	GOALTENDERS*	WINNING GOAL
05/01/94	1	L	1-2	@ DEVILS	BRODEUR/Casey	Shaw
05/03/94	2	Lo	5-6	@ DEVILS	BRODEUR/Casey	Sweeney
05/05/94	3	W	4-2	@ Boston	TERRERI/Casey	CHORSKE
05/07/94	4	Wo	5-4	@ Boston	TERRERI/Casey	RICHER
05/09/94	5	W	2-0	@ DEVILS	BRODEUR/Casey	MILLEN
05/11/94	6	W	5-3	@ Boston	TERRERI/Casey	MacLEAN

Leading scorers: Devils, Lemieux 1g-6a-7pts; Boston, Oates, 0g-7a-7pts.

**1994 EASTERN CONFERENCE FINALS**

DATE	GAME#	RES	SCORE	LOCATION	GOALTENDERS*	WINNING GOAL
05/15/94	1	Wo	4-3	@ NY Rangers	BRODEUR/Richter	RICHER
05/17/94	2	L	0-4	@ NY Rangers	BRODEUR/Richter	Messier
05/19/94	3	Lo	2-3	@ DEVILS	BRODEUR/Richter	Matteau
05/21/94	4	W	3-1	@ DEVILS	BRODEUR/Richter	GUERIN
05/23/94	5	W	4-1	@ NY Rangers	BRODEUR/Richter	PELUSO
05/25/94	6	L	2-4	@ DEVILS	BRODEUR/Richter	Messier
05/27/94	7	L	1-2	@ NY Rangers	BRODEUR/Richter	Matteau

Leading scorers: Devils, Nicholls 2g-3a-5pts, Lemieux 2g-3a-5pts; NY Rangers, Messier 4g-7a-11pts.

**1995 EASTERN CONFERENCE QUARTERFINALS**

DATE	GAME#	RES	SCORE	LOCATION	GOALTENDERS*	WINNING GOAL
05/07/95	1	W	5-0	@ Boston	BRODEUR/Lacher	RICHER
05/08/95	2	W	3-0	@ Boston	BRODEUR/Lacher	RICHER
05/10/95	3	L	2-3	@ DEVILS	BRODEUR/Lacher	Neely
05/12/95	4	Wo	1-0	@ DEVILS	BRODEUR/Lacher	McKAY
05/14/95	5	W	3-2	@ Boston	BRODEUR/Lacher	ZELEPUKIN

Leading scorers: Devils, Richer 2g-6a-8pts; Boston, Bourque 0g-3a-3pts.

**1995 EASTERN CONFERENCE SEMIFINALS**

DATE	GAME#	RES	SCORE	LOCATION	GOALTENDERS*	WINNING GOAL
05/20/95	1	L	2-3	@ Pittsburgh	BRODEUR/Wregget	Robitaille
05/22/95	2	W	4-2	@ Pittsburgh	BRODEUR/Wregget	STEVENS
05/24/95	3	W	5-1	@ DEVILS	BRODEUR/Wregget	HOLIK
05/26/95	4	Wo	2-1	@ DEVILS	BRODEUR/Wregget	BROTEN, N.
05/28/95	5	W	4-1	@ Pittsburgh	BRODEUR/Wregget	LEMIEUX

Leading scorers: Devils, Lemieux 6g-1a-7pts; Pittsburgh, Francis 3g-2a-5pts, Murphy 0g-5a-5pts.

**1995 EASTERN CONFERENCE FINALS**

DATE	GAME#	RES	SCORE	LOCATION	GOALTENDERS*	WINNING GOAL
06/03/95	1	W	4-1	@ Philadelphia	BRODEUR/Hextall	NIEDERMAYER
06/05/95	2	W	5-2	@ Philadelphia	BRODEUR/Hextall	BROTEN, N.
06/07/95	3	Lo	2-3	@ DEVILS	BRODEUR/Hextall	Lindros
06/10/95	4	L	2-4	@ DEVILS	BRODEUR/Hextall	Brind'Amour
06/11/95	5	W	3-2	@ Philadelphia	BRODEUR/Hextall	LEMIEUX
06/13/95	6	W	4-2	@ DEVILS	BRODEUR/Hextall	McKAY

Leading scorers: Devils, McKay 4g-3a-7pts; Philadelphia, Lindros 2g-3a-5pts.

**1995 STANLEY CUP FINALS**

DATE	GAME#	RES	SCORE	LOCATION	GOALTENDERS*	WINNING GOAL
06/17/95	1	W	2-1	@ Detroit	BRODEUR/Vernon	LEMIEUX
06/20/95	2	W	4-2	@ Detroit	BRODEUR/Vernon	DOWD
06/22/95	3	W	5-2	@ DEVILS	BRODEUR/Vernon	BROTEN, N.
06/24/95	4	W	5-2	@ DEVILS	BRODEUR/Vernon	BROTEN, N.

Leading scorers: Devils, Broten 3g-3a-6pts; Detroit, Fedorov 3g-2a-5pts.

**1997 EASTERN CONFERENCE QUARTERFINALS**

DATE	GAME#	RES	SCORE	LOCATION	GOALTENDERS*	WINNING GOAL
04/17/97	1	W	5-2	@ DEVILS	BRODEUR/Thibault	GUERIN
04/19/97	2	W	4-1	@ DEVILS	BRODEUR/Thibault	MacLEAN
04/22/97	3	W	6-4	@ Montreal	BRODEUR/Thibault	ZELEPUKIN
04/24/97	4	Lo	3-4	@ Montreal	BRODEUR/Theodore	Brisebois*
04/26/97	5	W	4-0	@ DEVILS	BRODEUR/Theodore	DEAN

Leading scorers: Devils, MacLean 3g-5a-8pts; Montreal, Recchi 4g-2a-6pts.

## 1997 EASTERN CONFERENCE SEMIFINALS

DATE	GAME#	RES	SCORE	LOCATION	GOALTENDERS*	WINNING GOAL
05/02/97	1	W	2-0	@ DEVILS	BRODEUR/Richter	NIEDERMAYER
05/04/97	2	L	0-2	@ DEVILS	BRODEUR/Richter	Leetch
05/06/97	3	L	2-3	@ NY Rangers	BRODEUR/Richter	Tikkanen
05/08/97	4	L	0-3	@ NY Rangers	BRODEUR/Richter	Graves
05/11/97	5	Lo	1-2	@ DEVILS	BRODEUR/Richter	Graves

Leading scorers: Devils, Niedermayer 1g-1a-2pts, Rolston 1g-1a-2pts; NY Rangers, Gretzky 2g-3a-5pts.

## 1998 EASTERN CONFERENCE QUARTERFINALS

DATE	GAME#	RES	SCORE	LOCATION	GOALTENDERS*	WINNING GOAL
04/22/98	1	Lo	1-2	@ DEVILS	BRODEUR/Rhodes	Gardiner
04/24/98	2	W	3-1	@ DEVILS	BRODEUR/Rhodes	GILMOUR
04/26/98	3	Lo	1-2	@ Ottawa	BRODEUR/Rhodes	Yashin
04/28/98	4	L	3-4	@ Ottawa	BRODEUR/Rhodes	Alfredsson
04/30/98	5	W	3-1	@ DEVILS	BRODEUR/Rhodes	McKEIN
05/02/98	6	L	1-3	@ Ottawa	BRODEUR/Rhodes	Laukkanen

Leading scorers: Devils, Gilmour 5g-2a-7pts; Ottawa, Yashin 3g-2a-5pts.

## 1999 EASTERN CONFERENCE QUARTERFINALS

DATE	GAME#	RES	SCORE	LOCATION	GOALTENDERS*	WINNING GOAL
04/22/99	1	W	3-1	@ DEVILS	BRODEUR/Barrasso	SYKORA
04/24/99	2	L	1-4	@ DEVILS	BRODEUR/Barrasso	Andrusak
04/25/99	3	L	2-4	@ Pittsburgh	BRODEUR/Barrasso	Kovalev
04/27/99	4	W	4-2	@ Pittsburgh	BRODEUR/Barrasso	BRYLIN
04/30/99	5	W	4-3	@ DEVILS	BRODEUR/Barrasso	McKAY
05/02/99	6	Lo	2-3	@ Pittsburgh	BRODEUR/Barrasso	Jagr
05/04/99	7	L	2-4	@ DEVILS	BRODEUR/Barrasso	Hrdina

Leading scorers: Devils, Holik 0g-7a-7pts; Pittsburgh, Straka 6g-5a-11pts.

## 2000 EASTERN CONFERENCE QUARTERFINALS

DATE	GAME#	RES	SCORE	LOCATION	GOALTENDERS*	WINNING GOAL
04/13/00	1	W	4-3	@ DEVILS	BRODEUR/Vernon	GOMEZ
04/16/00	2	W	2-1	@ DEVILS	BRODEUR/Vernon	STEVENS
04/18/00	3	W	2-1	@ Florida	BRODEUR/Vernon	RAFALSKI
04/20/00	4	W	4-1	@ Florida	BRODEUR/Vernon	NIEDERMAYER

Leading scorers: Devils, Stevens, 2g-2a-4pts, Elias, 1g-3a-4pts; Florida, Bure 1g-3a-4pts.

## 2000 EASTERN CONFERENCE SEMIFINALS

DATE	GAME#	RES	SCORE	LOCATION	GOALTENDERS*	WINNING GOAL
04/27/00	1	L	1-2	@ Toronto	BRODEUR/Joseph	Tucker
04/29/00	2	W	1-0	@ Toronto	BRODEUR/Joseph	WHITE
05/01/00	3	W	5-1	@ DEVILS	BRODEUR/Joseph	GOMEZ
05/03/00	4	L	2-3	@ DEVILS	BRODEUR/Joseph	Kaberle
05/06/00	5	W	4-3	@ Toronto	BRODEUR/Joseph	MADDEN
05/08/00	6	W	3-0	@ DEVILS	BRODEUR/Joseph	SYKORA

Leading scorers: Devils, Elias 2g-4a-6pts; Toronto, Tucker 2g-1a-3pts, Berezin, 1g-2a-3pts, Korolev, 0g-3a-3pts.

## 2000 EASTERN CONFERENCE FINALS

DATE	GAME#	RES	SCORE	LOCATION	GOALTENDERS*	WINNING GOAL
05/14/00	1	W	4-1	@ Philadelphia	BRODEUR/Boucher	SYKORA
05/16/00	2	L	3-4	@ Philadelphia	BRODEUR/Boucher	Langkow
05/18/00	3	L	2-4	@ DEVILS	BRODEUR/Boucher	Tocchet
05/20/00	4	L	1-3	@ DEVILS	BRODEUR/Boucher	Berube
05/22/00	5	W	4-1	@ Philadelphia	BRODEUR/Boucher	HOLIK
05/24/00	6	W	2-1	@ DEVILS	BRODEUR/Boucher	MOGILNY
05/26/00	7	W	2-1	@ Philadelphia	BRODEUR/Boucher	ELIAS

Leading scorers: Devils, Amott 2g-5a-7pts; Philadelphia, Tocchet 4g-2a-6pts, Recchi, 3g-3a-6pts.

## 2000 STANLEY CUP FINALS

DATE	GAME#	RES	SCORE	LOCATION	GOALTENDERS*	WINNING GOAL
05/30/00	1	W	7-3	@ DEVILS	BRODEUR/Belfour	STEVENS
06/01/00	2	L	1-2	@ DEVILS	BRODEUR/Belfour	Hull
06/03/00	3	W	2-1	@ Dallas	BRODEUR/Belfour	SYKORA
06/05/00	4	W	3-1	@ Dallas	BRODEUR/Belfour	MADDEN
06/08/00	5	Lo	0-1	@ DEVILS	BRODEUR/Belfour	Modano
06/10/00	6	Wo	2-1	@ Dallas	BRODEUR/Belfour	ARNOTT

Leading scorers: Devils, Amott 4g-3a-7pts; Dallas, Hull 2g-2a-4pts, Modano 1g-3a-4pts.

## 2001 EASTERN CONFERENCE QUARTERFINALS

DATE	GAME#	RES	SCORE	LOCATION	GOALTENDERS*	WINNING GOAL
04/12/01	1	W	5-1	@ DEVILS	BRODEUR/Irbe	HOLIK
04/15/01	2	W	2-0	@ DEVILS	BRODEUR/Irbe	MOGILNY
04/17/01	3	W	4-0	@ Carolina	BRODEUR/Irbe	HOLIK
04/18/01	4	Lo	2-3	@ Carolina	BRODEUR/Irbe	Brind'Amour
04/20/01	5	L	2-3	@ DEVILS	BRODEUR/Irbe	O'Neill
04/22/01	6	W	5-1	@ Carolina	BRODEUR/Irbe	BRYLIN

Leading Scorers: Devils, Holik 4g-4a-8pts; Carolina, Kapanen 2g-3a-5pts.

## 2001 EASTERN CONFERENCE SEMIFINALS

DATE	GAME#	RES	SCORE	LOCATION	GOALTENDERS*	WINNING GOAL
04/26/01	1	L	0-2	@ DEVILS	BRODEUR/Joseph	Antropov
04/28/01	2	Wo	6-5	@ DEVILS	BRODEUR/Joseph	McKAY
05/01/01	3	Wo	3-2	@ Toronto	BRODEUR/Joseph	RAFALSKI
05/03/01	4	L	1-3	@ Toronto	BRODEUR/Joseph	Berezin
05/05/01	5	L	2-3	@ DEVILS	BRODEUR/Joseph	Kaberle
05/07/01	6	W	4-2	@ Toronto	BRODEUR/Joseph	RAFALSKI
05/09/01	7	W	5-1	@ DEVILS	BRODEUR/Joseph	ELIAS

Leading Scorers: Devils, Mogilny 2g-5a-7pts, Gomez 2g-5a-7pts; Toronto, Sundin 4g-5a-9pts.

## 2001 EASTERN CONFERENCE FINALS

DATE	GAME#	RES	SCORE	LOCATION	GOALTENDERS*	WINNING GOAL
05/12/01	1	W	3-1	@ DEVILS	BRODEUR/Hedberg	SYKORA
05/15/01	2	L	2-4	@ DEVILS	BRODEUR/Hedberg	Corbet
05/17/01	3	W	3-0	@ Pittsburgh	BRODEUR/Hedberg	RAFALSKI
05/19/01	4	W	5-0	@ Pittsburgh	BRODEUR/Hedberg	ELIAS
05/22/01	5	W	4-2	@ DEVILS	BRODEUR/Hedberg	HOLIK

Leading Scorers: Devils, Rafalski 3g-5a-8pts; Pittsburgh, Straka 2g-1a-3pts, Lemieux 0g-3a-3pts.

## 2001 STANLEY CUP FINALS

DATE	GAME#	RES	SCORE	LOCATION	GOALTENDERS*	WINNING GOAL
05/26/01	1	L	0-5	@ Colorado	BRODEUR/Roy	Sakic
05/29/01	2	W	2-1	@ Colorado	BRODEUR/Roy	STEVENS
05/31/01	3	L	1-3	@ DEVILS	BRODEUR/Roy	Bourque
06/02/01	4	W	3-2	@ DEVILS	BRODEUR/Roy	SYKORA
06/04/01	5	W	4-1	@ Colorado	BRODEUR/Roy	MOGILNY
06/07/01	6	L	0-4	@ DEVILS	BRODEUR/Roy	Foote
06/09/01	7	L	1-3	@ Colorado	BRODEUR/Roy	Tanguay

Leading Scorers: Devils, Elias 2g-3a-5pts; Colorado, Sakic 4g-5a-9pts.

## 2002 EASTERN CONFERENCE QUARTERFINALS

DATE	GAME#	RES	SCORE	LOCATION	GOALTENDERS*	WINNING GOAL
04/17/02	1	L	1-2	@ Carolina	BRODEUR/Irbe	Cole
04/19/02	2	Lo	1-2	@ Carolina	BRODEUR/Irbe	Battaglia
04/21/02	3	W	4-0	@ DEVILS	BRODEUR/Irbe	GIONTA
04/23/02	4	W	3-1	@ DEVILS	BRODEUR/Irbe	GIONTA
04/24/02	5	Lo	2-3	@ Carolina	BRODEUR/Weekes	Vasicek
04/27/02	6	L	0-1	@ DEVILS	BRODEUR/Weekes	Francis

Leading Scorers: Devils, Elias 2g-4a-6pts; Carolina, Battaglia 1g-2a-3pts, Francis 1g-2a-3pts, Svoboda 0g-3a-3pts.

## 2003 EASTERN CONFERENCE QUARTERFINALS

DATE	GAME#	RES	SCORE	LOCATION	GOALTENDERS*	WINNING GOAL
04/09/03	1	W	2-1	@ DEVILS	BRODEUR/Shields	LANGENBRUNNER
04/11/03	2	W	4-2	@ DEVILS	BRODEUR/Shields	LANGENBRUNNER
04/13/03	3	W	3-0	@ Boston	BRODEUR/Hackett	STEVENS
04/15/03	4	L	1-5	@ Boston	BRODEUR/Hackett	McGillis
04/17/03	5	W	3-0	@ DEVILS	BRODEUR/Hackett	MADDEN

Leading Scorers: Devils, Madden 2g-6a-8pts; Boston, McGillis 3g-0a-3pts, Thornton 1g-2a-3pts.

## 2003 EASTERN CONFERENCE SEMIFINALS

DATE	GAME#	RES	SCORE	LOCATION	GOALTENDERS*	WINNING GOAL
04/24/03	1	W	3-0	@ DEVILS	BRODEUR/Khabibulin	LANGENBRUNNER
04/26/03	2	Wo	3-2	@ DEVILS	BRODEUR/Khabibulin	LANGENBRUNNER
04/28/03	3	L	3-4	@ Tampa Bay	BRODEUR/Khabibulin	Andreychuk
04/30/03	4	W	3-1	@ Tampa Bay	BRODEUR/Khabibulin	ELIAS
05/02/03	5	Wo	2-1	@ DEVILS	BRODEUR/Graham	MARSHALL

Leading Scorers: Devils, Gomez 1g-6a-7pts; Tampa Bay, St. Louis 2g-1a-3pts, Richards 0g-3a-3pts.



## 2003 EASTERN CONFERENCE FINALS

DATE	GAME#	RES	SCORE	LOCATION	GOALTENDERS*	WINNING GOAL
05/10/03	1	Lo	2-3	@ Ottawa	BRODEUR/Lalime	Van Allen
05/13/03	2	W	4-1	@ Ottawa	BRODEUR/Lalime	FRIESEN
05/15/03	3	W	1-0	@ DEVILS	BRODEUR/Lalime	BRYLIN
05/17/03	4	W	5-2	@ DEVILS	BRODEUR/Lalime	FRIESEN
05/19/03	5	L	1-3	@ Ottawa	BRODEUR/Lalime	Havlat
05/21/03	6	Lo	1-2	@ DEVILS	BRODEUR/Lalime	Phillips
05/23/03	7	W	3-2	@ Ottawa	BRODEUR/Lalime	FRIESEN

Leading Scorers: Devils, Friesen 3g-2a-5pts, Pandolfo 3g-2a-5pts, Niedermayer 0g-5a-5pts; Ottawa, Hossa 0g-4a-4pts.

## 2003 STANLEY CUP FINALS

DATE	GAME#	RES	SCORE	LOCATION	GOALTENDERS*	WINNING GOAL
05/27/03	1	W	3-0	@ DEVILS	BRODEUR/Giguere	FRIESEN
05/29/03	2	W	3-0	@ DEVILS	BRODEUR/Giguere	ELIAS
05/31/03	3	Lo	2-3	@ Anaheim	BRODEUR/Giguere	Salei
06/02/03	4	Lo	0-1	@ Anaheim	BRODEUR/Giguere	Thomas
06/05/03	5	W	6-3	@ DEVILS	BRODEUR/Giguere	PANDOLFO
06/07/03	6	L	2-5	@ Anaheim	BRODEUR/Giguere	Thomas
06/09/03	7	W	3-0	@ DEVILS	BRODEUR/Giguere	RUPP

Leading Scorers: Devils, Elias 3g-4a-7pts; Anaheim, Sykora 2g-3a-5pts.

## 2004 EASTERN CONFERENCE QUARTERFINALS

DATE	GAME#	RES	SCORE	LOCATION	GOALTENDERS*	WINNING GOAL
04/08/04	1	L	2-3	@ Philadelphia	BRODEUR/Esche	Primeau
04/10/04	2	L	2-3	@ Philadelphia	BRODEUR/Esche	Timander
04/12/04	3	W	4-2	@ DEVILS	BRODEUR/Esche	ELIAS
04/14/04	4	L	0-3	@ DEVILS	BRODEUR/Esche	Johnsson
04/17/04	5	L	1-3	@ Philadelphia	BRODEUR/Esche	Markov

Leading Scorers: Devils, Gomez 0g-6a-6pts; Philadelphia, Zhamnov 3g-5a-8pts.

## 2006 EASTERN CONFERENCE QUARTERFINALS

DATE	GAME#	RES	SCORE	LOCATION	GOALTENDERS*	WINNING GOAL
04/22/06	1	W	6-1	@ DEVILS	BRODEUR/Lundqvist	GOMEZ
04/24/06	2	W	4-1	@ DEVILS	BRODEUR/Weekes	GIONTA
04/26/06	3	W	3-0	@ NY Rangers	BRODEUR/Lundqvist	LANGENBRUNNER
04/29/06	4	W	4-2	@ NY Rangers	BRODEUR/Lundqvist	GIONTA

Leading Scorers: Devils, Elias 5g-6a-11pts; NY Rangers, Betts 1g-1a-2pts.

## 2006 EASTERN CONFERENCE SEMIFINALS

DATE	GAME#	RES	SCORE	LOCATION	GOALTENDERS*	WINNING GOAL
05/06/06	1	L	0-6	@ Carolina	BRODEUR/Ward, C.	Whitney
05/08/06	2	Lo	2-3	@ Carolina	BRODEUR/Ward, C.	Wallin
05/10/06	3	L	2-3	@ DEVILS	BRODEUR/Ward, C.	Brind'Amour
05/13/06	4	W	5-1	@ DEVILS	BRODEUR/Ward, C.	PANDOLFO
05/14/06	5	L	1-4	@ Carolina	BRODEUR/Ward, C.	Stillman

Leading Scorers: Devils, Elias 1g-4a-5pts, Langenbrunner 1g-4a-5pts, Rafalski 0g-5a-5pts; Carolina, Staal 3g-4a-7pts.

## 2007 EASTERN CONFERENCE QUARTERFINALS

DATE	GAME#	RES	SCORE	LOCATION	GOALTENDERS*	WINNING GOAL
04/12/07	1	W	5-3	@ DEVILS	BRODEUR/Holmqvist	PARISE
04/14/07	2	L	2-3	@ DEVILS	BRODEUR/Holmqvist	Lecavalier
04/16/07	3	L	2-3	@ Tampa Bay	BRODEUR/Holmqvist	Prospal
04/18/07	4	Wo	4-3	@ Tampa Bay	BRODEUR/Holmqvist	GOMEZ
04/20/07	5	W	3-0	@ DEVILS	BRODEUR/Holmqvist	GREENE
04/22/07	6	W	3-2	@ Tampa Bay	BRODEUR/Holmqvist	GIONTA

Leading Scorers: Devils, Gomez 2g-7a-9pts; Tampa Bay, Richards 3g-5a-8pts, St. Louis 3g-5a-8pts.

## 2007 EASTERN CONFERENCE SEMIFINALS

DATE	GAME#	RES	SCORE	LOCATION	GOALTENDERS*	WINNING GOAL
04/26/07	1	L	4-5	@ DEVILS	BRODEUR/Emery	Redden
04/28/07	2	Wo	3-2	@ DEVILS	BRODEUR/Emery	LANGENBRUNNER
04/30/07	3	L	0-2	@ Ottawa	BRODEUR/Emery	Preissing
05/02/07	4	L	2-3	@ Ottawa	BRODEUR/Emery	Fisher
05/05/07	5	L	2-3	@ DEVILS	BRODEUR/Emery	Alfredsson

Leading Scorers: Devils, Gomez 2g-3a-5pts; Ottawa, Heatley 3g-7a-10pts.

## 2008 EASTERN CONFERENCE QUARTERFINALS

DATE	GAME#	RES	SCORE	LOCATION	GOALTENDERS*	WINNING GOAL
04/09/08	1	L	1-4	@ DEVILS	BRODEUR/Lundqvist	Callahan
04/11/08	2	L	1-2	@ DEVILS	BRODEUR/Lundqvist	Avery
04/13/08	3	Wo	4-3	@ NY Rangers	BRODEUR/Lundqvist	MADDEN
04/16/08	4	L	3-5	@ NY Rangers	BRODEUR/Lundqvist	Staal
04/18/08	5	L	3-5	@ DEVILS	BRODEUR/Lundqvist	Drury

Leading Scorers: Devils, Elias 4g-2a-6pts; NY Rangers, Jagr 2g-6a-8pts.

## 2009 EASTERN CONFERENCE QUARTERFINALS

DATE	GAME#	RES	SCORE	LOCATION	GOALTENDERS*	WINNING GOAL
04/15/09	1	W	4-1	@ DEVILS	BRODEUR/Ward	PARISE
04/17/09	2	Lo	1-2	@ DEVILS	BRODEUR/Ward	Gleason
04/19/09	3	Wo	3-2	@ Carolina	BRODEUR/Ward	ZAJAC
04/21/09	4	L	3-4	@ Carolina	BRODEUR/Ward	Jokinen
04/23/09	5	W	1-0	@ DEVILS	BRODEUR/Ward	CLARKSON
04/26/09	6	L	0-4	@ Carolina	BRODEUR/Ward	Whitney
04/28/09	7	L	3-4	@ DEVILS	BRODEUR/Ward	Staal

Leading Scorers: Devils, Parise 3g-3a-6pts; Carolina, Staal 5g-2a-7pts.

## 2010 EASTERN CONFERENCE QUARTERFINALS

DATE	GAME#	RES	SCORE	LOCATION	GOALTENDERS*	WINNING GOAL
04/14/10	1	L	1-2	@ DEVILS	BRODEUR/Boucher	Richards
04/16/10	2	W	3-5	@ DEVILS	BRODEUR/Boucher	ZUBRUS
04/18/10	3	Lo	2-3	@ Philadelphia	BRODEUR/Boucher	Carrillo
04/20/10	4	L	1-4	@ Philadelphia	BRODEUR/Boucher	Briere
04/22/10	5	L	0-3	@ DEVILS	BRODEUR/Boucher	Briere

Leading Scorers: Devils, Kovalchuk 2g-4a-6pts; Philadelphia, Richards 2g-6a-8pts.

## 2012 EASTERN CONFERENCE QUARTERFINALS

DATE	GAME#	RES	SCORE	LOCATION	GOALTENDERS*	WINNING GOAL
04/13/12	1	W	3-2	@ Florida	BRODEUR/Theodore	CARTER
04/15/12	2	L	2-4	@ Florida	BRODEUR/Theodore	Goc
04/17/12	3	L	3-4	@ DEVILS	HEDBERG/Clemmensen	Campbell
04/19/12	4	W	4-0	@ DEVILS	BRODEUR/Clemmensen	PARISE
04/21/12	5	L	0-3	@ Florida	BRODEUR/Theodore	Versteeg
04/24/12	6	Wo	3-2	@ DEVILS	BRODEUR/Clemmensen	ZAJAC
04/26/12	7	Wo	3-2	@ Florida	BRODEUR/Theodore	HENRIQUE

Leading Scorers: Devils, Zajac 3g-3a-6pts; Florida, Bergenheim 3g-3a-6pts.

## 2012 EASTERN CONFERENCE SEMIFINALS

DATE	GAME#	RES	SCORE	LOCATION	GOALTENDERS*	WINNING GOAL
04/29/12	1	Lo	3-4	@ Philadelphia	BRODEUR/Bryzgalov	Briere
05/01/12	2	W	4-1	@ Philadelphia	BRODEUR/Bryzgalov	CLARKSON
05/03/12	3	Wo	4-3	@ DEVILS	BRODEUR/Bryzgalov	PONIKAROVSKY
05/06/12	4	W	4-2	@ DEVILS	BRODEUR/Bryzgalov	ZUBRUS
05/08/12	5	W	3-1	@ Philadelphia	BRODEUR/Bryzgalov	CLARKSON

Leading Scorers: Devils, Kovalchuk 2g-5a-7pts; Philadelphia, Briere 3g-2a-5pts.

## 2012 EASTERN CONFERENCE FINALS

DATE	GAME#	RES	SCORE	LOCATION	GOALTENDERS*	WINNING GOAL
05/14/12	1	L	0-3	@ NY Rangers	BRODEUR/Lundqvist	Girardi
05/16/12	2	W	3-2	@ NY Rangers	BRODEUR/Lundqvist	CLARKSON
05/19/12	3	L	0-3	@ DEVILS	BRODEUR/Lundqvist	Girardi
05/21/12	4	W	4-1	@ DEVILS	BRODEUR/Lundqvist	ZAJAC
05/23/12	5	W	5-3	@ NY Rangers	BRODEUR/Lundqvist	CARTER
05/25/12	6	Wo	3-2	@ DEVILS	BRODEUR/Lundqvist	HENRIQUE

Leading Scorers: Devils, Parise 3g-3a-6pts; NY Rangers, Fedotenko 2g-3a-5pts.

## 2012 STANLEY CUP FINALS

DATE	GAME#	RES	SCORE	LOCATION	GOALTENDERS*	WINNING GOAL
05/30/12	1	L	1-2	@ DEVILS	BRODEUR/Quick	Kopitar
06/02/12	2	L	1-2	@ DEVILS	BRODEUR/Quick	Carter
06/04/12	3	L	0-4	@ Los Angeles	BRODEUR/Quick	Martinez
06/06/12	4	W	3-1	@ Los Angeles	BRODEUR/Quick	HENRIQUE
06/09/12	5	W	2-1	@ DEVILS	BRODEUR/Quick	SALVADOR
06/11/12	6	L	1-6	@ Los Angeles	BRODEUR/Quick	Carter

Leading Scorers: Devils, Salvador 1g-2a-3pts; Los Angeles, Doughty 2g-4a-6pts.

\*Denotes goaltender of record.

## OVERTIME GAMES (18-28, 391)

NO.	DATE	RD./GM.	SCORE	WINNING GOAL	GOALTENDERS	TIME
1.	4/06/88	1/1	DEVILS 3 at NY Islanders 4	Pat LaFontaine	BURKE/Hrudy	6:11
2.	4/10/88	1/4	NY Islanders 5 at DEVILS 4	Duane Sutter	BURKE/Hrudy	15:07
3.	5/04/88	3/2	DEVILS 3 at Boston 2	DOUG BROWN	BURKE/Lemelin	17:46
4.	4/05/90	1/1	Washington 5 at DEVILS 4	Dino Ciccarelli	BURKE/Liut	5:34
5.	4/05/91	1/2	DEVILS 4 at Pittsburgh 5	Jaromir Jagr	TERRERI/Barrasso	8:52
6.	4/27/94	1/6	DEVILS 0 at Buffalo 1	Dave Hannan	BRODEUR/Hasek	65:43
7.	5/03/94	2/2	Boston 6 at DEVILS 5	Don Sweeney	BRODEUR/Casey	9:08
8.	5/07/94	2/4	DEVILS 5 at Boston 4	STEPHANE RICHER	TERRERI/Casey	14:19
9.	5/15/94	3/1	DEVILS 4 at NY Rangers 3	STEPHANE RICHER	BRODEUR/Richter	35:23
10.	5/19/94	3/3	NY Rangers 3 at DEVILS 2	Stephane Matteau	BRODEUR/Richter	26:13
11.	5/27/94	3/7	DEVILS 1 at NY Rangers 2	Stephane Matteau	BRODEUR/Richter	24:24
12.	5/12/95	1/4	Boston 0 at DEVILS 1	RANDY McKAY	BRODEUR/Lacher	8:51
13.	5/26/95	2/4	Pittsburgh 1 at DEVILS 2	NEAL BROTEN	BRODEUR/Wregget	18:36
14.	6/07/95	3/3	Philadelphia 3 at DEVILS 2	Eric Lindros	BRODEUR/Hextall	4:19
15.	4/24/97	1/4	DEVILS 3 at Montreal 4	Patrice Brisebois	BRODEUR/Theodore	47:37
16.	5/11/97	2/5	NY Rangers 2 at DEVILS 1	Adam Graves	BRODEUR/Richter	14:08
17.	4/22/98	1/1	Ottawa 2 at DEVILS 1	Bruce Gardiner	BRODEUR/Rhodes	5:58
18.	4/26/98	1/3	DEVILS 1 at Ottawa 2	Alexei Yashin	BRODEUR/Rhodes	2:47
19.	5/02/99	1/6	DEVILS 2 at Pittsburgh 3	Jaromir Jagr	BRODEUR/Barrasso	8:59
20.	6/08/00	4/5	Dallas 1 at DEVILS 0	Mike Modano	BRODEUR/Belfour	46:21
21.	6/10/00	4/6	DEVILS 2 at Dallas 1	JASON ARNOTT	BRODEUR/Belfour	28:20
22.	4/18/01	1/4	DEVILS 2 at Carolina 3	Rod Brind'Amour	BRODEUR/Irbe	0:46
23.	4/28/01	2/2	Toronto 5 at DEVILS 6	RANDY McKAY	BRODEUR/Joseph	5:31
24.	5/01/01	2/3	DEVILS 3 at Toronto 2	BRIAN RAFALSKI	BRODEUR/Joseph	7:00
25.	4/19/02	1/2	DEVILS 1 at Carolina 2	Bates Battaglia	BRODEUR/Irbe	15:26
26.	4/24/02	1/5	DEVILS 2 at Carolina 3	Josef Vasicek	BRODEUR/Weekes	8:16
27.	4/26/03	2/2	Tampa Bay 2 at DEVILS 3	JAMIE LANGENBRUNNER	BRODEUR/Khabibulin	2:09
28.	5/02/03	2/5	Tampa Bay 1 at DEVILS 2	GRANT MARSHALL	BRODEUR/Grahame	51:12
29.	5/10/03	3/1	DEVILS 2 at Ottawa 3	Shaun Van Allen	BRODEUR/Lalime	3:08
30.	5/21/03	3/6	Ottawa 2 at DEVILS 1	Chris Phillips	BRODEUR/Lalime	15:51
31.	5/31/03	4/3	DEVILS 2 at Anaheim 3	Ruslan Salei	BRODEUR/Giguere	6:59
32.	6/02/03	4/4	DEVILS 0 at Anaheim 1	Steve Thomas	BRODEUR/Giguere	0:39
33.	5/08/06	2/2	DEVILS 2 at Carolina 3	Niclas Wallin	BRODEUR/Ward, C.	3:09
34.	4/18/07	1/4	DEVILS 4 at Tampa Bay 3	SCOTT GOMEZ	BRODEUR/Holmqvist	12:54
35.	4/28/07	2/2	Ottawa 2 at DEVILS 3	JAMIE LANGENBRUNNER	BRODEUR/Emery	21:55
36.	4/13/08	1/3	DEVILS 4 at NY Rangers 3	JOHN MADDEN	BRODEUR/Lundqvist	6:01
37.	4/17/09	1/2	Carolina 2 at DEVILS 1	Tim Gleason	BRODEUR/Ward	2:40
38.	4/19/09	1/3	DEVILS 3 at Carolina 2	TRAVIS ZAJAC	BRODEUR/Ward	4:58
39.	4/18/10	1/3	DEVILS 2 at Philadelphia 3	Daniel Carcillo	BRODEUR/Boucher	3:35
40.	4/24/12	1/6	Florida 2 at DEVILS 3	TRAVIS ZAJAC	BRODEUR/Clemmensen	5:39
41.	4/26/12	1/7	DEVILS 3 at Florida 2	ADAM HENRIQUE	BRODEUR/Theodore	23:47
42.	4/29/12	2/1	DEVILS 3 at Philadelphia 4	Danny Briere	BRODEUR/Bryzgalov	4:36
43.	5/03/12	2/3	Philadelphia 3 at DEVILS 4	ALEXEI PONIKAROVSKY	BRODEUR/Bryzgalov	17:21
44.	5/25/12	3/6	NY Rangers 2 at DEVILS 3	ADAM HENRIQUE	BRODEUR/Lundqvist	1:03
45.	5/30/12	4/1	Los Angeles 2 at DEVILS 1	Anze Kopitar	BRODEUR/Quick	8:13
46.	6/02/12	4/2	Los Angeles 2 at DEVILS 1	Jeff Carter	BRODEUR/Quick	13:42

## CURRENT DEVILS' OVERTIME GOALS

NO.	DATE	SCORE	TIME	GOALTENDER
<b>MARTIN HAVLAT (3)</b>				
1.	4/26/02	OTTAWA 2 at Philadelphia 1	7:33	Boucher
2.	4/16/09	Calgary 2 at CHICAGO 3	0:12	Kiprusoff
3.	4/12/12	SAN JOSE 3 at St. Louis 2	3:34	Halak
<b>ADAM HENRIQUE (2)</b>				
1.	4/26/12	DEVILS 3 at Florida 2	23:47	Theodore
2.	5/25/12	NY Rangers 2 at DEVILS 3	1:03	Lundqvist
<b>JAROMIR JAGR (4)</b>				
1.	4/05/91	New Jersey 4 at PITTSBURGH 5	8:52	Terreri
2.	5/17/92	Boston 3 at PITTSBURGH 4	9:44	Moog
3.	5/02/99	New Jersey 2 at PITTSBURGH 3	8:59	Brodeur
4.	4/15/00	Washington 1 at PITTSBURGH 2	5:49 PPG	Kolzig
<b>MICHAEL RYDER (2)</b>				
1.	4/24/06	MONTREAL 6 at Carolina 5	22:32	Ward
2.	4/21/11	BOSTON 5 at Montreal 4	1:59	Price
<b>BRYCE SALVADOR (1)</b>				
1.	4/19/01	San Jose 2 at ST. LOUIS 3	9:54	Kiprusoff
<b>TRAVIS ZAJAC (2)</b>				
1.	4/19/09	DEVILS 3 at Carolina 2	4:58	Ward
2.	4/24/12	Florida 2 at DEVILS 3	5:39	Clemmensen

## SHUTOUTS

NO.	DATE	GOALTENDER	SCORE
1.	4/09/88	Sean Burke	NY Islanders 0 at DEVILS 3
2.	5/09/94	Martin Brodeur	Boston 0 at Devils 2
3.	5/07/95	Martin Brodeur	DEVILS 5 at Boston 0
4.	5/08/95	Martin Brodeur	DEVILS 3 at Boston 0
5.	5/12/95	Martin Brodeur	Boston 0 at DEVILS 1 (OT)
6.	4/26/97	Martin Brodeur	Montreal 0 at DEVILS 4
7.	5/02/97	Martin Brodeur	NY Rangers 0 at DEVILS 2
8.	4/29/00	Martin Brodeur	DEVILS 1 at Toronto 0
9.	5/08/00	Martin Brodeur	Toronto 0 at DEVILS 3
10.	4/15/01	Martin Brodeur	Carolina 0 at DEVILS 2
11.	4/17/01	Martin Brodeur	DEVILS 4 at Carolina 0
12.	5/17/01	Martin Brodeur	DEVILS 5 at Pittsburgh 0
13.	5/19/01	Martin Brodeur	DEVILS 3 at Pittsburgh 0
14.	4/21/02	Martin Brodeur	Carolina 0 at DEVILS 4
15.	4/13/03	Martin Brodeur	DEVILS 3 at Boston 0
16.	4/17/03	Martin Brodeur	Boston 0 at DEVILS 3
17.	4/24/03	Martin Brodeur	Tampa Bay 0 at DEVILS 3
18.	5/15/03	Martin Brodeur	Ottawa 0 at DEVILS 1
19.	5/27/03	Martin Brodeur	Anaheim 0 at DEVILS 3
20.	5/29/03	Martin Brodeur	Anaheim 0 at DEVILS 3
21.	6/09/03	Martin Brodeur	Anaheim 0 at DEVILS 3
22.	4/26/06	Martin Brodeur	DEVILS 3 at NY Rangers 0
23.	4/20/07	Martin Brodeur	Tampa Bay 0 at DEVILS 3
24.	4/23/09	Martin Brodeur	Carolina 0 at DEVILS 1
25.	4/19/12	Martin Brodeur	Florida 0 at DEVILS 4

## SHUTOUTS VS. DEVILS

NO.	DATE	GOALTENDER	SCORE
1.	4/15/91	Frank Pietrangelo	DEVILS 0 at Pittsburgh 4
2.	4/25/92	Mike Richter	NY Rangers 3 at DEVILS 0
3.	4/20/93	Tom Barrasso	DEVILS 0 at Pittsburgh 7
4.	4/17/94	Dominik Hasek	Buffalo 2 at DEVILS 0
5.	4/27/94	Dominik Hasek	DEVILS 0 at Buffalo 1 (4 OT)
6.	5/27/94	Mike Richter	DEVILS 0 at NY Rangers 4
7.	5/04/97	Mike Richter	NY Rangers 2 at DEVILS 0
8.	5/08/97	Mike Richter	DEVILS 0 at NY Rangers 3
9.	6/08/00	Ed Belfour	Dallas 1 at DEVILS 0 (3 OT)
10.	4/26/01	Curtis Joseph	Toronto 2 at DEVILS 0
11.	5/26/01	Patrick Roy	DEVILS 0 at Colorado 5
12.	6/07/01	Patrick Roy	Colorado 4 at DEVILS 0
13.	4/27/02	Kevin Weekes	Carolina 1 at DEVILS 0
14.	6/02/03	Jean-Sebastien Giguere	DEVILS 0 at Anaheim 1 (OT)
15.	4/14/04	Robert Esche	Philadelphia 3 at DEVILS 0
16.	5/06/06	Cam Ward	DEVILS 0 at Carolina 6
17.	4/30/07	Ray Emery	DEVILS 0 at Ottawa 2
18.	4/26/09	Cam Ward	DEVILS 0 at Carolina 4
19.	4/22/10	Brian Boucher	Philadelphia 3 at DEVILS 0
20.	4/21/12	Jose Theodore	DEVILS 0 at Florida 3
21.	5/14/12	Henrik Lundqvist	DEVILS 0 at NY Rangers 3
22.	5/19/12	Henrik Lundqvist	NY Rangers 3 at DEVILS 0
23.	6/04/12	Jonathan Quick	DEVILS 0 at Los Angeles

## HAT TRICKS

NO.	DATE	PLAYER	SCORE	GOALTENDER(S)
1.	4/20/88	Aaron Broten	DEVILS 5 at Washington 2	Peeters
2.	4/22/88	Mark Johnson (4)	Washington 4 at DEVILS 10	Malarchuk (2), Peeters (2)
3.	4/22/88	Patrik Sundstrom	Washington 4 at DEVILS 10	Malarchuk (1), Peeters (2)
4.	4/22/97	Valeri Zelepukin	DEVILS 6 at Montreal 4	Thibault
5.	4/24/06	John Madden	NY Rangers 1 at DEVILS 4	Weekes

## HAT TRICKS VS. DEVILS

NO.	DATE	PLAYER	SCORE	GOALTENDER(S)
1.	4/05/90	Dino Ciccarelli (OT)	Washington 5 at DEVILS 4 (OT)	Burke
2.	4/27/92	Mike Gartner	DEVILS 5 at NY Rangers 8	Terreri
3.	5/25/94	Mark Messier	NY Rangers 4 at DEVILS 2	Brodeur (2), ENG
4.	4/28/98	Daniel Alfredsson	Ottawa 4 at DEVILS 3	Brodeur

## CURRENT DEVILS' HAT TRICKS

NO.	DATE	SCORE	GOALTENDER(S)
<b>JAROMIR JAGR (1)</b>			
1.	5/11/96	NY Rangers 3 at PITTSBURGH 7	Mike Richter

## PENALTY SHOTS

NO.	DATE	SHOOTER	GOALTENDER	SITE	RESULT
1.	4/18/08	John Madden	Henrik Lundqvist, NYR	New Jersey	Save

## CURRENT DEVILS' PENALTY SHOTS

SHOOTER	DATE	OPPOSITION	RESULT	SCORE
Jaromir Jagr	5/11/92	vs. John Vanbiesbrouck, NYR	Save	Pit. 3 @ NYR 2
Dainius Zubrus	4/15/03	vs. Nikolai Khabibulin, TB	Save	TB 4 @ Wsh. 3

GOALTENDER	DATE	OPPOSITION	RESULT	SCORE
Cory Schneider	4/24/11	vs. Michael Frolik, Chi.	Save	Van. 3 @ Chi. 4 (OT)
	4/18/12	vs. Dustin Brown, LA	SAVE	Van. 3 @ LA 1

**SEASON**

**STREAKS**

**LONGEST WINNING**  
6 - 6/11-24/95, 5/22-6/5/95

**At Home**  
8 - 4/9-5/17/03

**On Road**  
7 - 5/22-6/20/95

**LONGEST LOSING**  
4 - 5/4-11/97

**At Home**  
3 - 4/9-18/08

**On Road**  
3 - Accomplished seven times, most recently 5/6-14/06

**LONGEST SHUTOUT STREAK**  
166:01 - 4/25-29/94

**At Home**  
158:26 - 4/11-26/03

**On Road**  
148:50 - 5/7-26/01

**MOST CONSECUTIVE GAMES WITHOUT BEING SHUTOUT**  
35 - 5/11/97-6/5/00

**LONGEST SCORELESS STREAK**  
145:31 - 6/5-10/00

**At Home**  
153:39 - 6/1-8/00

**On Road**  
155:46 - 4/23-5/5/94

**WINS**

**MOST WINS**  
16 - 2002-03, 1999-00, 1994-95

**At Home**  
12 - 2002-03

**On Road**  
10 - 1999-00, 1994-95

**FEWEST WINS**  
1 - Accomplished four times, most recently 2009-10 (franchise record)

**At Home**  
0 - 1977-78

**On Road**  
0 - 2007-08 (franchise record)

**At Home**  
0 - 2007-08, 1977-78

**On Road**  
0 - Accomplished five times, most recently 2009-010 (franchise record)

**At Home**  
0 - Accomplished six times, most recently 2009-10

**LOSSES**

**FEWEST LOSSES**  
4 - Accomplished 13 times, most recently 2009-10 (franchise record)

**At Home**  
2 - 1977-78

**On Road**  
1 - Accomplished seven times, most recently 2005-06 (franchise record)

**At Home**  
1 - Accomplished eight times, most recently 2005-06

**On Road**  
1 - 2007-08, 1994-95 (franchise record)

**At Home**  
1 - 2007-08, 1994-95, 1977-78

**On Road**  
10 - 2011-12, 2000-01

**At Home**  
6 - 2000-01

**On Road**  
7 - 2002-03

**GOALS**

**MOST GOALS SCORED**  
69 - 2000-01

**At Home**  
39 - 2002-03

**On Road**  
39 - 1994-95

**FEWEST GOALS SCORED**  
9 - 2009-10, 2003-04 (franchise record)

**At Home**  
3 - 1977-78

**On Road**  
4 - 2003-04 (franchise record)

**At Home**  
1 - 1977-78

**On Road**  
3 - 2009-10 (franchise record)

**At Home**  
2 - 1977-78

**FEWEST GOALS OPPONENT**  
9 - 2001-02 (franchise record)

**On Road**  
6 - 1977-78

**At Home**  
2 - 2001-02

**On Road**  
7 - 2009-10, 2001-02, 1989-90 (franchise record)

**At Home**  
3 - 1977-78

**MOST GOALS OPPONENT**  
71 - 1987-88

**At Home**  
35 - 1987-88

**On Road**  
36 - 2011-12, 1987-88

**At Home**  
12 - 1987-88

**On Road**  
12 - 1994-95

**FEWEST POWER PLAY GOALS**  
3 - 2008-09, 2003-04, 1997-98 (franchise record)

**At Home**  
1 - 1977-78

**On Road**  
1 - 2009-10, 1998-99 (franchise record)

**At Home**  
0 - 1977-78

**On Road**  
0 - 2008-09, 2003-04

**MOST POWER PLAY CHANCES**  
117 - 1987-88 (23 PPGs, 19.7%)

**At Home**  
57 - 2000-01 (7 PPGs, 12.3%)

**On Road**  
67 - 1987-88 (11 PPGs, 16.4%)

**FEWEST POWER PLAY CHANCES**  
18 - 2003-04 (3 PPGs, 16.7%) (franchise record)

**At Home**  
9 - 2003-04 (3 PPGs, 33.3%) (franchise record)

**On Road**  
2 - 1977-78

**At Home**  
9 - 2008-09 (0 PPGs, 0.0%)

**On Road**  
2003-04 (0 PPGs, 0.0%) (franchise record)

**FEWEST PPGs OPPONENT**  
2 - 2008-09 (franchise record)

**At Home**  
0 - 1999-00, 1997-98 (franchise record)

**On Road**  
0 - 1999-00, 1997-98, 1977-78

**At Home**  
1 - 2008-09 (franchise record)

**On Road**  
1 - 2008-09, 1977-78

**MOST PPGs OPPONENT**  
22 - 2011-12, 1987-88

**At Home**  
8 - 1987-88

**On Road**  
16 - 2011-12

**MOST TIMES SHORTHANDED**  
128 - 1987-88 (22 PPGA, 82.8%)

**At Home**  
59 - 1987-88 (8 PPGA, 86.4%)

**On Road**  
89 - 1987-88 (14 PPGA, 79.7%)

**FEWEST TIMES SHORTHANDED**  
12 - 2003-04 (4 PPGA, 66.7%) (franchise record)

**At Home**  
5 - 1977-78 (1 PPGA, 80.0%)

**On Road**  
6 - 2003-04 (2 PPGA, 66.7%) (franchise record)

**At Home**  
0 - 1977-78

**On Road**  
6 - 2003-04 (2 PPGA, 66.7%) (franchise record)

**At Home**  
3 - 1977-78 (1 PPGA, 66.7%)

**MOST SHORTHANDED GOALS**  
4 - 2005-06, 1999-00, 1987-88

**At Home**  
3 - 2005-06

**On Road**  
2 - 1999-00, 1987-88

**FEWEST SHORTHANDED GOALS**  
0 - Accomplished four times, most recently 2008-09 (franchise record)

**At Home**  
0 - Accomplished five times, most recently 2008-09

**On Road**  
0 - Accomplished ten times, most recently 2011-12 (franchise record)

**At Home**  
0 - Accomplished nine times, most recently 2009-10

**On Road**  
0 - Accomplished nine times, most recently 2009-10 (franchise record)

**At Home**  
0 - Accomplished nine times, most recently 2009-10

**On Road**  
0 - Accomplished nine times, most recently 2009-10 (franchise record)

**At Home**  
0 - Accomplished ten times, most recently 2009-10

**On Road**  
0 - Accomplished ten times, most recently 2009-10 (franchise record)

**At Home**  
5 - 1987-88

**On Road**  
4 - 1987-88

**At Home**  
4 - 1991-92

**PENALTY MINUTES**

**MOST PENALTY MINUTES**  
869 - 1987-88

**At Home**  
471 - 1987-88

**On Road**  
398 - 1987-88

**FEWEST PENALTY MINUTES**  
28 - 2003-04 (franchise record)

**At Home**  
12 - 2003-04 (franchise record)

**On Road**  
0 - 1977-78

**At Home**  
16 - 2003-04

**On Road**  
836 - 1987-88

**At Home**  
440 - 1987-88

**On Road**  
396 - 1987-88

**FEWEST PIM OPPONENT**  
40 - 2003-04 (franchise record)

**At Home**  
29 - 1977-78

**On Road**  
18 - 2003-04 (franchise record)

**At Home**  
4 - 1977-78

**On Road**  
22 - 2003-04

**SHOTS**

**MOST SHOTS**  
727 - 1999-00

**At Home**  
397 - 2002-03

**On Road**  
385 - 1999-00

**FEWEST SHOTS**  
135 - 2009-10 (franchise record)

**At Home**  
35 - 1977-78

**On Road**  
58 - 2003-04 (franchise record)

**At Home**  
17 - 1977-78

**On Road**  
50 - 2009-10 (franchise record)

**At Home**  
18 - 1977-78

**FEWEST SHOTS OPPONENT**  
126 - 2009-10 (franchise record)

**At Home**  
89 - 1977-78

**At Home**  
50 - 2003-04 (franchise record)

**On Road**  
45 - 1977-78

**At Home**  
62 - 2009-10 (franchise record)

**On Road**  
44 - 1977-78

**At Home**  
647 - 2011-12

**On Road**  
328 - 2002-03

**At Home**  
373 - 1993-94

**FOUR-GAME SERIES**

**GOALS**

**MOST GOALS SCORED**  
17 - ECQF vs. NYR: 2005-06

**At Home**  
10 - ECQF vs. NYR: 2005-06, SCF vs. Det.: 1994-95

**On Road**  
7 - ECQF vs. NYR: 2005-06

**MOST GOALS OPPONENT**  
7 - SCF vs. Det.: 1994-95

**At Home**  
4 - ECQF vs. Fla.: 1999-00, SCF vs. Det.: 1994-95

**On Road**  
3 - SCF vs. Det.: 1994-95

**MOST GOALS BOTH TEAMS**  
23 - SCF vs. Det. (NJ 16, Det. 7): 1994-95

**At Home**  
14 - SCF vs. Det. (NJ, 10, Det. 4): 1994-95

**On Road**  
9 - ECQF vs. NYR (NJ 7, NYR 2): 2005-06

**At Home**  
13 - ECQF vs. NYR (NJ 17, NYR 4): 2005-06

**On Road**  
9 - ECQF vs. NYR (NJ 10, NYR 2): 2005-06

**At Home**  
5 - ECQF vs. NYR (NJ 7, NYR 2): 2005-06

**On Road**  
n/a

**GREATEST GOAL DIFFERENTIAL FOR**  
13 - ECQF vs. NYR (NJ 17, NYR 4): 2005-06

**At Home**  
9 - ECQF vs. NYR (NJ 10, NYR 2): 2005-06

**On Road**  
5 - ECQF vs. NYR (NJ 7, NYR 2): 2005-06

**At Home**  
n/a

**On Road**  
n/a

**GREATEST GOAL DIFFERENTIAL AGAINST**  
n/a

**At Home**  
n/a

**On Road**  
n/a

**At Home**  
n/a

**On Road**  
n/a

**At Home**  
n/a

**On Road**  
n/a

**At Home**  
n/a

**On Road**  
n/a

**At Home**  
n/a

**On Road**  
n/a

**At Home**  
n/a

**On Road**  
n/a

**At Home**  
n/a

**On Road**  
n/a

**At Home**  
n/a

**On Road**  
n/a

**At Home**  
n/a

**On Road**  
n/a

**At Home**  
n/a

**On Road**  
n/a

**At Home**  
n/a

**On Road**  
n/a

**At Home**  
n/a

**On Road**  
n/a

**At Home**  
n/a

**On Road**  
n/a

**At Home**  
n/a

**On Road**  
n/a

**At Home**  
n/a

**On Road**  
n/a

**At Home**  
n/a

**On Road**  
n/a

**At Home**  
n/a

**On Road**  
n/a

**At Home**  
n/a

**On Road**  
n/a

**At Home**  
n/a

**On Road**  
n/a

**At Home**  
n/a

**On Road**  
n/a

**At Home**  
n/a

**On Road**  
n/a

**At Home**  
n/a

**On Road**  
n/a

**At Home**  
n/a

**On Road**  
n/a

**At Home**  
n/a

**On Road**  
n/a

**At Home**  
n/a

**On Road**  
n/a

**POINTS**

**MOST POINTS**  
48 - ECQF vs. NYR (17g-31



**FIVE-GAME SERIES**

**GOALS**

**MOST GOALS SCORED**

22 - ECQF vs. Mtl.: 1996-97  
**At Home**  
 13 - ECQF vs. Mtl.: 1996-97

**On Road**

11 - ECQF vs. Bos.: 1995-96

**MOST GOALS OPPONENT**

23 - PDSF vs. Pit.: 1992-93

**At Home**

11 - ECQF vs. NYR: 2007-08

**On Road**

18 - PDSF vs. Pit.: 1992-93

**MOST GOALS BOTH TEAMS**

36 - PDSF vs. Pit. (Pit. 23, NJ 13): 1992-93

**At Home**

19 - ECSF vs. Ott. (Ott. 10, NJ 9): 2006-07

**On Road**

24 - PDSF vs. Pit. (Pit. 16, NJ 8): 1992-93

**GREATEST GOAL DIFFERENTIAL FOR**

11 - ECQF vs. Mtl. (NJ 22, Mtl. 11): 1996-97

**At Home**

10 - ECQF vs. Mtl. (NJ 13, Mtl. 3): 1996-97

**On Road**

9 - ECQF vs. Bos. (NJ 11, Bos. 2): 1994-95

**GREATEST GOAL DIFFERENTIAL AGAINST**

10 - PDSF vs. Pit. (Pit. 23, NJ 13): 1992-93

**At Home**

6 - ECQF vs. NYR (NYR 11, NJ 5): 2007-08

**On Road**

12 - PDSF vs. Pit. (Pit. 18, NJ 6): 1992-93

**POWER PLAY**

**MOST POWER PLAY GOALS**

9 - ECQF vs. Mtl.: 1996-97

**At Home**

6 - ECQF vs. Mtl.: 1996-97

**On Road**

4 - ECQF vs. Bos.: 1994-95

**MOST POWER PLAY CHANCES**

32 - ECQF vs. Phi.: 2009-10 (4-32)

**At Home**

17 - ECQF vs. Mtl.: 1996-97 (6-17)

**On Road**

17 - PDSF vs. Pit.: 1992-93 (1-17)

**MOST POWER PLAY GOALS OPPONENT**

9 - ECSF vs. Car.: 2005-06

**At Home**

5 - ECQF vs. Phi.: 2009-10

**On Road**

7 - ECSF vs. Car.: 2005-06

**MOST SHORTHANDED SITUATIONS**

29 - ECQF vs. Phi.: 2009-10 (8-29)

**At Home**

16 - ECQF vs. Phi.: 2009-10 (5-16)

**On Road**

18 - PDSF vs. Pit.: 1992-93 (6-18)

**ASSISTS**

**MOST ASSISTS**

37 - ECQF vs. Mtl.: 1996-97

**At Home**

23 - ECQF vs. Mtl.: 1996-97

**On Road**

17 - ECSF vs. Pit.: 1994-95, ECQF vs. Bos.: 1994-95

**MOST ASSISTS OPPONENT**

44 - PDSF vs. Pit.: 1992-93

**At Home**

21 - ECQF vs. NYR: 2007-08

**On Road**

35 - PDSF vs. Pit.: 1992-93

**MOST ASSISTS BOTH TEAMS**

64 - PDSF vs. Pit. (Pit. 44, NJ 20): 1992-93

**At Home**

29 - ECQF vs. NYR (NYR 21, NJ 8): 2007-08

**On Road**

46 - PDSF vs. Pit. (Pit. 35, NJ 11): 1992-93

**SIX-GAME SERIES**

**GOALS**

**MOST GOALS SCORED**

23 - PDSF vs. NYI: 1987-88

**At Home**

13 - PDSF vs. Wsh.: 1989-90, PDSF vs. NYI: 1987-88

**On Road**

14 - ECSF vs. Bos.: 1993-94

**POINTS**

**MOST POINTS**

59 - ECQF vs. Mtl. (22g-37a): 1996-97

**At Home**

36 - ECQF vs. Mtl. (13g-23a): 1996-97

**On Road**

28 - ECSF vs. Bos. (11g-17a): 1994-95

**MOST POINTS OPPONENT**

67 - PDSF vs. Pit. (23g-44a): 1992-93

**At Home**

32 - ECQF vs. NYR (11g-21a): 2007-08

**On Road**

53 - PDSF vs. Pit. (18g-35a): 1992-93

**MOST POINTS BOTH TEAMS**

100 - PDSF vs. Pit. (Pit. 23-44-67, NJ 13-20-33): 1992-93

**At Home**

47 - ECSF vs. Ott. (NJ 9-15-24, Ott. 10-13-23): 2006-07

**On Road**

70 - PDSF vs. Pit.: (Pit. 18-35-53, NJ 6-11-17): 1992-93

**PENALTY MINUTES**

**MOST PENALTY MINUTES**

125 - ECSF vs. NYR: 1996-97

**At Home**

44 - ECQF vs. Phi.: 2009-10

**On Road**

105 - ECSF vs. NYR: 1996-97

**MOST PENALTY MINUTES OPPONENT**

105 - ECQF vs. Mtl.: 1996-97

**At Home**

75 - ECQF vs. Mtl.: 1996-97

**On Road**

72 - ECSF vs. NYR: 1996-97

**MOST PENALTY MINUTES BOTH TEAMS**

227 - ECSF vs. NYR (NJ 125, NYR 102): 1996-97

**At Home**

118 - ECQF vs. Mtl. (Mtl. 75, NJ 43): 1996-97

**On Road**

177 - ECSF vs. NYR (NJ 105, NYR 72): 1996-97

**SHOTS**

**MOST SHOTS**

211 - ECQF vs. Mtl.: 1996-97

**At Home**

125 - ECQF vs. Mtl.: 1996-97

**On Road**

97 - ECQF vs. Phi.: 2003-04

**MOST SHOTS OPPONENT**

165 - ECSF vs. Ott.: 2006-07

**At Home**

95 - ECSF vs. Ott.: 2006-07

**On Road**

107 - ECSF vs. Car.: 2005-06

**MOST SHOTS BOTH TEAMS**

353 - ECQF vs. Mtl. (NJ 211, Mtl. 142): 1996-97

**At Home**

201 - ECQF vs. Mtl. (NJ 125, Mtl. 76): 1996-97

**On Road**

181 - ECQF vs. Phi. (NJ 97, Phi. 84): 2003-04

**FEWEST SHOTS**

125 - ECSF vs. Car.: 2005-06

**At Home**

58 - ECQF vs. Phi.: 2003-04, ECQF vs. Bos.: 1994-95

**On Road**

47 - ECQF vs. Bos.: 2002-03

**FEWEST SHOTS OPPONENT**

99 - ECF vs. Pit.: 2000-01

**At Home**

44 - ECSF vs. Car.: 2005-06

**On Road**

41 - ECF vs. Pit.: 2000-01

**FEWEST SHOTS BOTH TEAMS**

247 - ECF vs. Pit. (NJ 148, Pit. 99): 2000-01

**At Home**

107 - ECSF vs. Car. (NJ 63, Car. 44): 2005-06

**On Road**

106 - ECQF vs. Bos. (Bos. 59, NJ 47): 2002-03

**MOST GOALS OPPONENT**

21 - PDSF vs. Wsh.: 1989-90

**At Home**

14 - PDSF vs. Wsh.: 1989-90

**On Road**

11 - SCF vs. LA: 2011-12

**MOST GOALS BOTH TEAMS**

41 - PDSF vs. NYI (NJ 23, NYI 18): 1987-88

**At Home**

27 - PDSF vs. Wsh. (Wsh. 14, NJ 13): 1989-90

**On Road**

23 - ECSF vs. Bos. (NJ 14, Bos. 9): 1993-94

**GREATEST GOAL DIFFERENTIAL FOR**

12 - ECQF vs. Car. (NJ 20, Car. 8): 2000-01

**At Home**

6 - ECSF vs. Tor. (NJ 10, Tor. 4): 1999-00

**On Road**

7 - ECQF vs. Car. (NJ 11, Car. 4): 2000-01

ECF vs. Phi. (Phi. 9, NJ 8): 1994-95

**GREATEST GOAL DIFFERENTIAL AGAINST**

8 - SCF vs. LA (LA 16, NJ 8): 2011-12

**At Home**

1 - SCF vs. LA (LA 5, NJ 4): 2011-12

ECF vs. Phi. (Phi. 9, NJ 8): 1994-95

PDSF vs. Wsh. (Wsh. 14, NJ 13): 1989-90

**On Road**

7 - SCF vs. LA (LA 11, NJ 4): 2011-12

**POWER PLAY**

**MOST POWER PLAY GOALS**

107 - PDSF vs. NYI: 1987-88

**At Home**

6 - ECQF vs. Mtl.: 1996-97, PDSF vs. NYI: 1987-88

**On Road**

4 - ECF vs. Phi.: 1994-95, PDSF vs. NYI: 1987-88

**MOST POWER PLAY CHANCES**

43 - PDSF vs. NYI: 1987-88 (10-43)

**At Home**

20 - PDSF vs. NYI: 1987-88 (6-20)

**On Road**

23 - PDSF vs. NYI: 1987-88 (4-23)

**MOST POWER PLAY GOALS OPPONENT**

6 - SCF vs. LA: 2011-12

**At Home**

2 - PDSF vs. Wsh.: 1989-90

**On Road**

6 - SCF vs. LA: 2011-12

**MOST SHORTHANDED SITUATIONS**

38 - PDSF vs. NYI: 1987-88 (5-38)

**At Home**

16 - PDSF vs. NYI: 1987-88 (0-16)

**On Road**

22 - PDSF vs. NYI: 1987-88 (5-22)

**ASSISTS**

**MOST ASSISTS**

43 - PDSF vs. NYI: 1987-88

**At Home**

26 - PDSF vs. NYI: 1987-88

**On Road**

19 - ECQF vs. Car.: 2000-01, ECF vs. Phi.: 1994-95,

ECSF vs. Bos.: 1993-94

**MOST ASSISTS OPPONENT**

28 - PDSF vs. Wsh.: 1990-91

**At Home**

18 - PDSF vs. Wsh.: 1990-91

**On Road**

20 - SCF vs. LA: 2011-12

**MOST ASSISTS BOTH TEAMS**

66 - PDSF vs. NYI (NJ 43, NYI 23): 1987-88

**At Home**

39 - PDSF vs. Wsh. (NJ 21, Wsh. 18): 1989-90

**On Road**

34 - ECSF vs. Bos. (NJ 19, Bos. 15): 1994-95

**POINTS**

**POWER PLAY**

**MOST POWER PLAY GOALS**

8 - PDSF vs. Pit.: 1990-91, PDF vs. Wsh.: 1987-88  
**At Home**  
 4 - Accomplished four times, most recently ECQF vs. Fla.: 2011-12

**On Road**  
 4 - Accomplished six times, most recently ECQF vs. Pit.: 1998-99

**MOST POWER PLAY CHANCES**

38 - ECQF vs. Buf.: 1993-94 (4-38)  
 WCF vs. Bos.: 1987-88 (5-38)

**At Home**  
 20 - ECSF vs. Tor.: 2000-01 (3-20)

**On Road**  
 24 - WCF vs. Bos.: 1987-88 (3-24)

**MOST POWER PLAY GOALS OPPONENT**

11 - WCF vs. Bos.: 1987-88  
**At Home**  
 4 - WCF vs. Bos., PDF vs. Wsh.: 1987-88

**On Road**  
 7 - WCF vs. Bos.: 1987-88

**MOST SHORTHANDED SITUATIONS**

52 - PDF vs. Wsh.: 1987-88 (6-52)

**At Home**  
 29 - PDF vs. Wsh.: 1987-88 (4-29)

**On Road**  
 24 - WCF vs. Bos.: 1987-88 (7-24)

**ASSISTS**

**MOST ASSISTS**  
 44 - PDSF vs. NYR: 1991-92

**At Home**  
 44 - SCF vs. Ana.: 2002-03

**On Road**  
 31 - PDSF vs. NYR: 1991-92

**MOST ASSISTS OPPONENT**  
 47 - WCF vs. Bos.: 1991-92

**At Home**  
 21 - PDF vs. Wsh.: 1987-88

**On Road**  
 32 - WCF vs. Bos.: 1987-88

**MOST ASSISTS BOTH TEAMS**  
 85 - PDSF vs. NYR (NJ 44, NYR 41): 1991-92

**At Home**  
 42 - ECSF vs. Tor. (NJ 23, Tor. 19): 2000-01

**On Road**  
 63 - PDSF vs. NYR (NYR 32, NJ 31): 1991-92

**POINTS**

**MOST POINTS**  
 69 - PDSF vs. NYR (25g-44a): 1991-92

**At Home**  
 44 - SCF vs. Ana. (15g-29a): 2002-03

**On Road**  
 48 - PDSF vs. NYR (17g-31a): 1991-92

**MOST POINTS OPPONENT**  
 77 - WCF vs. Bos. (30g-47a): 1987-88

**At Home**  
 36 - PDF vs. Wsh. (15g-21a): 1987-88

**On Road**  
 53 - PDSF vs. NYR (21g-32a): 1991-92

**MOST POINTS BOTH TEAMS**  
 138 - PDSF vs. NYR (NYR 28-41-69, NJ 25-44-69): 1991-92

**GAME GOALS**

**MOST GOALS SCORED**  
 10 - 4/22/88 in 10-4 win vs. Wsh.

**At Home**  
 10 - 4/22/88 in 10-4 win vs. Wsh.

**On Road**  
 7 - 4/21/92 in 7-3 win @ NYR

**MOST GOALS OPPONENT**  
 8 - 5/1/92 in 8-4 loss @ NYR

4/27/92 in 8-5 loss @ NYR

**At Home**  
 7 - 4/28/88 in 7-2 loss vs. Wsh.

**On Road**  
 8 - 5/1/92 in 8-4 loss @ NYR

4/27/92 in 8-5 loss @ NYR

**MOST GOALS BOTH TEAMS**  
 14 - 4/22/88 in 10-4 win vs. Wsh.

**At Home**  
 14 - 4/22/88 in 10-4 win vs. Wsh.

**On Road**  
 13 - 4/27/92 in 8-5 loss @ NYR

**GREATEST MARGIN OF VICTORY**  
 6 - 4/22/88 in 10-4 win vs. Wsh.

**At Home**  
 6 - 4/22/88 in 10-4 win vs. Wsh.

**At Home**  
 67 - PDF vs. Wsh. (NJ 13-18-31, Wsh. 15-21-36): 1987-88

**On Road**  
 101 - PDSF vs. NYR (NYR 21-32-53, NJ 17-31-48): 1991-92

**PENALTY MINUTES**

**MOST PENALTY MINUTES**  
 349 - PDF vs. Wsh.: 1991-92

**At Home**  
 219 - PDF vs. Wsh.: 1987-88

**On Road**  
 141 - WCF vs. Bos.: 1987-88

**MOST PENALTY MINUTES OPPONENT**  
 305 - PDF vs. Wsh.: 1987-88

**At Home**  
 191 - PDF vs. Wsh.: 1987-88

**On Road**  
 130 - PDSF vs. Pit.: 1990-91

**MOST PENALTY MINUTES BOTH TEAMS**  
 654 - PDF vs. Wsh. (NJ 349, Wsh. 305): 1987-88

**At Home**  
 410 - PDF vs. Wsh. (NJ 219, Wsh. 191): 1987-88

**On Road**  
 264 - WCF vs. Bos. (NJ 141, Bos. 123): 1987-88

**SHOTS**

**MOST SHOTS**  
 262 - ECQF vs. Buf.: 1993-94

**At Home**  
 150 - ECQF vs. Car.: 2008-09

**On Road**  
 141 - PDSF vs. NYR: 1991-92

**MOST SHOTS OPPONENT**  
 261 - ECF vs. NYR: 1993-94

**At Home**  
 126 - ECQF vs. Car.: 2008-09

**On Road**  
 153 - ECF vs. NYR: 1993-94

**MOST SHOTS BOTH TEAMS**  
 491 - ECQF vs. Car. (NJ 242, Car. 239): 2008-09

**At Home**  
 276 - ECQF vs. Car. (NJ 150, Car. 126): 2008-09

**On Road**  
 275 - ECF vs. NYR (NYR 153, NJ 122): 1993-94

**FEWEST SHOTS**  
 178 - SCF vs. Col.: 2000-01

**At Home**  
 70 - WCF vs. Bos.: 1987-88

**On Road**  
 85 - SCF vs. Ana.: 2002-03

**FEWEST SHOTS OPPONENT**  
 140 - ECQF vs. Pit.: 1998-99

**At Home**  
 51 - SCF vs. Col.: 2000-01

**On Road**  
 68 - ECQF vs. Pit.: 1998-99

**FEWEST SHOTS BOTH TEAMS**  
 324 - SCF vs. Col. (NJ 178, Col. 146): 2000-01

**At Home**  
 132 - SCF vs. Col. (NJ 81, Col. 51): 2000-01

**On Road**  
 192 - SCF vs. Col. (NJ 97, Col. 95): 2000-01

**On Road**  
 192 - SCF vs. Col. (NJ 97, Col. 95): 2000-01

**On Road**  
 192 - SCF vs. Col. (NJ 97, Col. 95): 2000-01

**On Road**  
 192 - SCF vs. Col. (NJ 97, Col. 95): 2000-01

**On Road**  
 192 - SCF vs. Col. (NJ 97, Col. 95): 2000-01

**On Road**  
 192 - SCF vs. Col. (NJ 97, Col. 95): 2000-01

**On Road**  
 192 - SCF vs. Col. (NJ 97, Col. 95): 2000-01

**On Road**  
 192 - SCF vs. Col. (NJ 97, Col. 95): 2000-01

**On Road**  
 192 - SCF vs. Col. (NJ 97, Col. 95): 2000-01

**On Road**  
 192 - SCF vs. Col. (NJ 97, Col. 95): 2000-01

**On Road**  
 192 - SCF vs. Col. (NJ 97, Col. 95): 2000-01

**On Road**  
 192 - SCF vs. Col. (NJ 97, Col. 95): 2000-01

**On Road**  
 192 - SCF vs. Col. (NJ 97, Col. 95): 2000-01

**On Road**  
 192 - SCF vs. Col. (NJ 97, Col. 95): 2000-01

**On Road**  
 192 - SCF vs. Col. (NJ 97, Col. 95): 2000-01

**On Road**  
 192 - SCF vs. Col. (NJ 97, Col. 95): 2000-01

**On Road**  
 192 - SCF vs. Col. (NJ 97, Col. 95): 2000-01

**On Road**  
 192 - SCF vs. Col. (NJ 97, Col. 95): 2000-01

**On Road**  
 192 - SCF vs. Col. (NJ 97, Col. 95): 2000-01

**On Road**  
 192 - SCF vs. Col. (NJ 97, Col. 95): 2000-01

**POWER PLAY**

**MOST POWER PLAY GOALS**

5 - 4/22/06 in 6-1 win vs. NYR  
**At Home**  
 5 - 4/22/06 in 6-1 win vs. NYR

**On Road**  
 3 - 4/11/91 in 4-2 win @ Pit.

4/20/88 in 5-2 win @ Wsh.

**MOST POWER PLAY CHANCES**  
 13 - 4/22/06 in 6-1 win vs. NYR (5-13)

**At Home**  
 13 - 4/22/06 in 6-1 win vs. NYR (5-13)

**On Road**  
 9 - 4/17/01 in 4-0 win @ Car. (0-9)

4/6/88 in 4-3 OT loss @ NYI (1-9)

**MOST POWER PLAY GOALS OPPONENT**  
 5 - 5/6/06 in 6-0 loss @ Car.

**At Home**  
 3 - 4/17/12 in 4-3 loss vs. Fla.

**On Road**  
 5 - 5/6/06 in 6-0 loss @ Car.

**MOST SHORTHANDED SITUATIONS**  
 11 - 4/22/88 in 10-4 win vs. Wsh. (1-11)

**At Home**  
 11 - 4/22/88 in 10-4 win vs. Wsh. (1-11)

**On Road**  
 10 - 4/6/88 in 4-3 OT loss @ NYI (3-10)

**On Road**  
 10 - 4/6/88 in 4-3 OT loss @ NYI (3-10)

**On Road**  
 10 - 4/6/88 in 4-3 OT loss @ NYI (3-10)

**On Road**  
 10 - 4/6/88 in 4-3 OT loss @ NYI (3-10)

**On Road**  
 10 - 4/6/88 in 4-3 OT loss @ NYI (3-10)

**On Road**  
 10 - 4/6/88 in 4-3 OT loss @ NYI (3-10)

**On Road**  
 10 - 4/6/88 in 4-3 OT loss @ NYI (3-10)

**On Road**  
 10 - 4/6/88 in 4-3 OT loss @ NYI (3-10)

**On Road**  
 10 - 4/6/88 in 4-3 OT loss @ NYI (3-10)

**On Road**  
 10 - 4/6/88 in 4-3 OT loss @ NYI (3-10)

**On Road**  
 10 - 4/6/88 in 4-3 OT loss @ NYI (3-10)

**On Road**  
 10 - 4/6/88 in 4-3 OT loss @ NYI (3-10)

**On Road**  
 10 - 4/6/88 in 4-3 OT loss @ NYI (3-10)

**On Road**  
 10 - 4/6/88 in 4-3 OT loss @ NYI (3-10)

**On Road**  
 10 - 4/6/88 in 4-3 OT loss @ NYI (3-10)

**On Road**  
 10 - 4/6/88 in 4-3 OT loss @ NYI (3-10)

**On Road**  
 10 - 4/6/88 in 4-3 OT loss @ NYI (3-10)

**On Road**  
 10 - 4/6/88 in 4-3 OT loss @ NYI (3-10)

**On Road**  
 10 - 4/6/88 in 4-3 OT loss @ NYI (3-10)

**On Road**  
 10 - 4/6/88 in 4-3 OT loss @ NYI (3-10)

**On Road**  
 10 - 4/6/88 in 4-3 OT loss @ NYI (3-10)

**On Road**  
 10 - 4/6/88 in 4-3 OT loss @ NYI (3-10)

**On Road**  
 10 - 4/6/88 in 4-3 OT loss @ NYI (3-10)

**On Road**  
 10 - 4/6/88 in 4-3 OT loss @ NYI (3-10)

**On Road**  
 10 - 4/6/88 in 4-3 OT loss @ NYI (3-10)

**On Road**  
 10 - 4/6/88 in 4-3 OT loss @ NYI (3-10)

**On Road**  
 10 - 4/6/88 in 4-3 OT loss @ NYI (3-10)

**On Road**  
 10 - 4/6/88 in 4-3 OT loss @ NYI (3-10)

**On Road**  
 10 - 4/6/88 in 4-3 OT loss @ NYI (3-10)

**On Road**  
 10 - 4/6/88 in 4-3 OT loss @ NYI (3-10)

**On Road**  
 10 - 4/6/88 in 4-3 OT loss @ NYI (3-10)

**On Road**  
 10 - 4/6/88 in 4-3 OT loss @ NYI (3-10)

**On Road**  
 10 - 4/6/88 in 4-3 OT loss @ NYI (3-10)

**On Road**  
 10 - 4/6/88 in 4-3 OT loss @ NYI (3-10)

**On Road**  
 10 - 4/6/88 in 4-3 OT loss @ NYI (3-10)

**On Road**  
 10 - 4/6/88 in 4-3 OT loss @ NYI (3-10)

**On Road**  
 10 - 4/6/88 in 4-3 OT loss @ NYI (3-10)

**At Home**  
 33 - 4/22/88 in 10-4 win vs. Wsh. (NJ 10-14-24, Wsh. 4-5-9)

**On Road**  
 36 - 4/27/92 in 8-5 loss @ NYR (NYR 8-13-21, NJ 5-10-15)

**PENALTY MINUTES**

**MOST PENALTY MINUTES**  
 108 - 4/22/88 in 10-4 win vs. Wsh.

**At Home**  
 108 - 4/22/88 in 10-4 win vs. Wsh.

**On Road**  
 91 - 5/8/97 in 3-0 loss @ NYR

**MOST PENALTY MINUTES OPPONENT**  
 123 - 4/22/88 in 10-4 win vs. Wsh.

**At Home**  
 123 - 4/22/88 in 10-4 win vs. Wsh.

**On Road**  
 80 - 4/20/88 in 5-2 win @ Wsh.

**MOST PENALTY MINUTES BOTH TEAMS**  
 231 - 4/22/88 in 10-4 win vs. Wsh. (Wsh. 123, NJ 108)

**At Home**  
 231 - 4/22/88 in 10-4 win vs. Wsh. (Wsh. 123, NJ 108)

**On Road**  
 162 - 4/20/88 in 5-2 win @ Wsh. (NJ 82, Wsh. 80)

**On Road**  
 162 - 4/20/88 in 5-2 win @ Wsh. (NJ 82, Wsh. 80)

**On Road**  
 162 - 4/20/88 in 5-2 win @ Wsh. (NJ 82, Wsh. 80)

**On Road**  
 162 - 4/20/88 in 5-2 win @ Wsh. (NJ 82, Wsh. 80)

**On Road**  
 162 - 4/20/88 in 5-2 win @ Wsh. (NJ 82, Wsh. 80)

**On Road**  
 162 - 4/20/88 in 5-2 win @ Wsh. (NJ 82, Wsh. 80)

**On Road**  
 162 - 4/20/88 in 5-2 win @ Wsh. (NJ 82, Wsh. 80)

**On Road**  
 162 - 4/20/88 in 5-2 win @ Wsh. (NJ 82, Wsh. 80)

**On Road**  
 162 - 4/20/88 in 5-2 win @ Wsh. (NJ 82, Wsh. 80)

**On Road**  
 162 - 4/20/88 in 5-2 win @ Wsh. (NJ 82, Wsh. 80)

**At Home**  
0:42 - Petr Sykora, 6/5/03, in 6-3 win vs. Ana.

**On Road**  
0:23 - Stephen Weiss, 4/15/12, in 4-2 loss @ Fla.

**FASTEST GOAL START OF PERIOD**  
0:14 - Kirk Muller, 4/30/88, in 1st per. of 3-2 win @ Wsh.

**At Home**  
0:15 - Jamie Langenbrunner, 4/11/03, in 3rd per. of 4-2 win vs. Bos.

**On Road**  
0:14 - Kirk Muller, 4/30/88, in 1st per. of 3-2 win @ Wsh.

**FASTEST GOAL AGAINST START OF PERIOD**  
0:13 - Martin Straka, 4/25/99, in 3rd per. of 4-2 loss @ Pit.

**At Home**  
0:27 - Mike Ridley, 4/13/90, in 3rd per. of 4-3 loss vs. Wsh.  
(franchise record)  
0:23 - Mel Bridgman, 4/11/78, in 4th per. of 3-2 OT loss vs. Phi. @ Col.

**On Road**  
0:13 - Martin Straka, 4/25/99, in 3rd per. of 4-2 loss @ Pit.

**ASSISTS**  
**MOST ASSISTS**  
8 - 5/9/01 in 2nd per. of 5-1 win vs. Tor.

**At Home**  
8 - 5/9/01 in 2nd per. of 5-1 win vs. Tor.

**On Road**  
6 - Accomplished nine times, most recently 6/6/12 in 3rd per. of 3-1 win @ LA

**MOST ASSISTS OPPONENT**  
8 - 4/20/93 in 2nd per. of 7-0 loss @ Pit.  
5/6/88 in 2nd per. of 6-1 loss vs. Bos.

**At Home**  
8 - 5/6/88 in 2nd per. of 6-1 loss vs. Bos.

**On Road**  
8 - 4/20/93 in 2nd per. of 7-0 loss @ Pit.

**MOST ASSISTS BOTH TEAMS**  
11 - 4/27/92 in 3rd per. of 8-5 loss @ NYR (NJ 6, NYR 5)

**At Home**  
10 - 5/6/88 in 2nd per. of 6-1 loss vs. Bos. (Bos. 8, NJ 2)

**On Road**  
11 - 4/27/92 in 3rd per. of 8-5 loss @ NYR (NJ 6, NYR 5)

**POINTS**  
**MOST POINTS**  
12 - 5/9/01 in 2nd per. of 5-1 win vs. Tor. (4g-8a)

**At Home**  
12 - 5/9/01 in 2nd per. of 5-1 win vs. Tor. (4g-8a)

**On Road**  
10 - 5/1/12 in 3rd per. of 4-1 win @ Phi. (4g-6a)

**MOST POINTS OPPONENT**  
13 - 5/6/88 in 2nd per. of 6-1 loss vs. Bos. (5g-8a)

**At Home**  
13 - 5/6/88 in 2nd per. of 6-1 loss vs. Bos. (5g-8a)

**On Road**  
12 - 4/20/93 in 2nd per. of 7-0 loss @ Pit. (4g-8a)

**MOST POINTS BOTH TEAMS**  
17 - 4/27/92 in 3rd per. of 8-5 loss @ NYR (NJ 3-6-9, NYR 3-5-8)  
4/22/88 in 2nd per. of 10-4 win vs. Wsh. (NJ 5-6-11, Wsh. 3-3-6)

**At Home**  
17 - 4/22/88 in 2nd per. of 10-4 win vs. Wsh. (NJ 5-6-11, Wsh. 3-3-6)

**On Road**  
17 - 4/27/92 in 3rd per. of 8-5 loss @ NYR (NJ 3-6-9, NYR 3-5-8)

**PENALTY MINUTES**  
**MOST PENALTY MINUTES**  
75 - 5/8/97 in 3rd per. of 3-0 loss @ NYR

**At Home**  
60 - 4/22/88 in 3rd per. of 10-4 win vs. Wsh.

**On Road**  
75 - 5/8/97 in 3rd per. of 3-0 loss @ NYR

**MOST PENALTY MINUTES OPPONENT**  
79 - 4/29/92 in 3rd per. of 5-3 win vs. NYR

**At Home**  
79 - 4/29/92 in 3rd per. of 5-3 win vs. NYR

**On Road**  
54 - 4/17/01 in 3rd per. of 4-0 win @ Car.  
4/20/88 in 2nd per. of 5-2 win @ Wsh.

**MOST PENALTY MINUTES BOTH TEAMS**  
137 - 4/22/88 in 3rd per. of 10-4 win vs. Wsh. (Wsh. 77, NJ 60)

**At Home**  
137 - 4/22/88 in 3rd per. of 10-4 win vs. Wsh. (Wsh. 77, NJ 60)

**On Road**  
125 - 5/8/97 in 3rd per. of 3-0 loss @ NYR (NJ 75, NYR 50)

**SHOTS**  
**MOST SHOTS**  
26 - 4/13/12 in 1st per. of 3-2 win @ Fla.

**At Home**  
20 - 5/11/97 in 2nd per. of 2-1 OT loss vs. NYR

**On Road**  
26 - 4/13/12 in 1st per. of 3-2 win @ Fla.

**MOST SHOTS OPPONENT**  
22 - 4/21/09 in 2nd per. of 4-3 loss @ Car.

**At Home**  
20 - 5/6/88 in 2nd per. of 6-1 loss vs. Bos.

**On Road**  
22 - 4/21/09 in 2nd per. of 4-3 loss @ Car.

**MOST SHOTS BOTH TEAMS**  
35 - 4/13/12 in 1st per. of 3-2 win @ Fla. (NJ 26, Fla. 9)

**At Home**  
34 - 4/23/09 in 2nd per. of 1-0 win vs. Car. (Car. 19, NJ 15)

**On Road**  
35 - 4/13/12 in 1st per. of 3-2 win @ Fla. (NJ 26, Fla. 9)

**FEWEST SHOTS**  
1 - 5/9/94 in 3rd per. of 2-0 win vs. Bos.

**At Home**  
1 - 5/9/94 in 3rd per. of 2-0 win vs. Bos.

**On Road**  
2 - 5/29/01 in 3rd per. of 2-1 win @ Col.  
4/23/94 in 1st per. of 5-3 loss @ Buf.

**FEWEST SHOTS OPPONENT**  
1 - Accomplished six times, most recently 4/26/01 in 3rd per. of 2-0 loss vs. Tor.

**At Home**  
1 - Accomplished four times, most recently 4/26/01 in 3rd per. of 2-0 loss vs. Tor.

**On Road**  
1 - 6/10/00 in 4th per. of 2-1 2 OT win @ Dal.  
4/18/00 in 2nd per. of 2-1 win @ Fla.

**CURRENT CONSECUTIVE YEARS IN THE PLAYOFFS**

Detroit .....23	NY Rangers .....4	Columbus .....1
San Jose .....10	St. Louis .....3	Dallas .....1
Pittsburgh .....8	Anaheim .....2	Philadelphia .....1
Boston .....7	Minnesota .....2	Tampa Bay .....1
Chicago .....6	Montreal .....2	
Los Angeles .....5	Colorado .....1	

# NEW JERSEY DEVILS

## WHILE AT PRUDENTIAL CENTER



### SPORTS & THE ARTS

Prudential Center includes original abstract, contemporary and figurative paintings created by the renowned artists of Los Angeles, CA-based Sports & the Arts, and have been selected from across the United States and Canada.

The 200-foot wide by 30-foot high free-form mural on the west side of Prudential Center's Grand Concourse was created on site by artist Tom Mosser, and depicts local points of interest, architecture and teams. The mural is titled "Impressionistic Realism," and features artwork that captures the essence of New Jersey's sports and entertainment history.

From left to right are: Cape May, former Devils' defenseman Ken Daneyko, Tony Meola, High Point, Atlantic City Carousel, Terry Dehere, Althea Gibson, Barnegat Light House, goaltender Martin Brodeur, Prudential Building, National Newark Building, Richie Regan, boxing, New Jersey State Capitol dome, former defenseman Scott Stevens, Steel Pier and a figure skater.

### AMERIHEALTH PAVILION AT PRUDENTIAL CENTER

On September 11, 2008, the Devils' practice facility was formally introduced as "AmeriHealth Pavilion at Prudential Center," during a ribbon-cutting ceremony.

Among those in attendance were: former Devils' Chairman/Managing Partner Jeff Vanderbeek; former Co-owner Mike Giffillan; AmeriHealth New Jersey President/CEO Judith L. Roman; and Vice President, Sales/Marketing Mike Munoz.

Prudential Center remains one of just two NHL arenas with a practice rink, and the only building with dual locker rooms/training facilities. The AmeriHealth Pavilion at Prudential Center's logo sign at the Lafayette/Mulberry Street entrance was unveiled during the program.

### CHAMPIONSHIP PLAZA

Prudential Center's Championship Plaza is an outdoor area celebrating the rich 33-year history and tradition of the New Jersey Devils. Located across from PNC Bank Tower on Mulberry Street between Edison Place and Market Street in Newark, it has become the gathering place for Devils' fans before and after each game.

The centerpiece of Championship Plaza is an in-ground, 60-foot in diameter Devils' logo. Constructed of granite, the logo is surrounded by pieces of stone commemorating each of the team's three Stanley Cup Championships. A 22-foot tall, 7,000-pound, stainless steel hockey player statue, sculpted by New Jersey native Jon Krawczyk, graces the north end of the plaza on Market Street. Championship Plaza also include bricks recognizing the team's 1987-88 Patrick Division Playoff Championship, five Eastern Conference Championships and nine Atlantic Division titles.

Centered along Mulberry Street is a solid granite, custom-sculpted Prudential Rock. Prudential Financial's well-known brand symbol was inspired by the Rock of Gibraltar, and represents the company's strength, stability and financial security. Prudential has been part of the Newark community since its founding in 1875.



## CAREER

## MOST SEASONS

16 - Martin Brodeur

## MOST GAMES PLAYED

205 - Martin Brodeur

## MOST GOALS

45 - Patrik Elias

## By Defenseman

17 - Brian Rafalski, Scott Niedermayer, Scott Stevens

## MOST ASSISTS

80 - Patrik Elias

## By Defenseman

47 - Scott Niedermayer

## MOST POINTS

125 - Patrik Elias (45g-80a)

## By Defenseman

64 - Scott Niedermayer (17g-47a)

## MOST POINTS AT HOME

71 - Patrik Elias (18g-53a)

## By Defenseman

37 - Scott Stevens (9g-28a)

## MOST POINTS ON ROAD

54 - Patrik Elias (27g-27a)

## By Defenseman

37 - Scott Niedermayer (11g-26a)

## MOST SHOTS

444 - Patrik Elias

## By Defenseman

295 - Scott Stevens

## MOST PENALTY MINUTES

296 - Ken Daneyko

## By Defenseman

296 - Ken Daneyko

## MOST POWER PLAY GOALS

21 - Patrik Elias

## MOST POWER PLAY POINTS

52 - Patrik Elias (21g-31a)

## MOST SHORTHANDED GOALS

4 - Brian Rolston, John Madden

## MOST GAME-WINNING GOALS

6 - Accomplished five times, most recently Jamie Langenbrunner

## MOST HAT TRICKS

1 - Accomplished five times, most recently John Madden

## HIGHEST PLUS/MINUS

33 - Scott Stevens

## By Defenseman

33 - Scott Stevens

## GOALTENDING

## MOST GAMES PLAYED

205 - Martin Brodeur

## MOST MINUTES PLAYED

12719 - Martin Brodeur

## MOST VICTORIES

113 - Martin Brodeur

## MOST DEFEATS

91 - Martin Brodeur

## BEST GAA (2 seasons)

2.02 - Martin Brodeur

## MOST SHUTOUTS

24 - Martin Brodeur

## MOST PENALTY MINUTES

38 - Martin Brodeur

## By Defenseman

3 - Scott Stevens (2g-1a): ECQF vs. Fla., 1999-00  
Bruce Driver (1g-2a): SCF vs. Det., 1994-95

## By Rookie

2 - Sergei Brylin (1g-1a): SCF vs. Det., 1994-95  
John Madden (2a): ECQF vs. Fla., 1999-00

## MOST POINTS ON ROAD

5 - Patrik Elias (3g-2a): ECQF vs. NYR, 2005-06

## By Defenseman

3 - Brian Rafalski (1g-2a): ECQF vs. Fla., 1999-00  
Scott Niedermayer (1g-2a): SCF vs. Det., 1994-95

## By Rookie

3 - Brian Rafalski (1g-2a): ECQF vs. Fla., 1999-00

## MOST SHOTS

18 - Scott Gomez, John Madden: ECQF vs. NYR, 2005-06

Claude Lemieux: ECQF vs. Fla., 1999-00

## By Defenseman

11 - Scott Niedermayer: ECQF vs. Fla., 1999-00

## MOST PENALTY MINUTES

14 - Claude Lemieux: ECQF vs. Fla., 1999-00

## By Defenseman

6 - Ken Daneyko: SCF vs. Det., 1994-95

## MOST POWER PLAY GOALS

3 - Patrik Elias: ECQF vs. NYR, 2005-06

## MOST POWER PLAY POINTS

6 - Patrik Elias (2g-4a): ECQF vs. Car., 2001-02

## MOST SHORTHANDED GOALS

2 - John Madden: ECQF vs. NYR, 2005-06

## SEASON

## MOST GOALS

13 - Claude Lemieux: 1994-95

## By Defenseman

7 - Brian Rafalski: 2000-01

## By Rookie

5 - Adam Henrique: 2011-12  
Doug Brown: 1987-88

## MOST ASSISTS

16 - Scott Niedermayer: 2002-03

## By Defenseman

16 - Scott Niedermayer: 2002-03

## By Rookie

8 - Adam Henrique: 2011-12

## MOST POINTS

23 - Patrik Elias (9g-14a): 2000-01

## By Defenseman

18 - Scott Niedermayer (2g-16a): 2002-03  
Brian Rafalski (7g-11a): 2000-01

## By Rookie

13 - Adam Henrique (5g-8a): 2011-12

## MOST POINTS AT HOME

18 - Patrik Sundstrom (6g-12a): 1987-88

## By Defenseman

14 - Scott Niedermayer (1g-13a): 2002-03

## By Rookie

5 - Scott Gomez (3g-2a): 1999-00  
John Madden (1g-4a): 1999-00

## MOST POINTS ON ROAD

15 - Aaron Broten (5g-10a): 1987-88

## By Defenseman

13 - Brian Rafalski (6g-7a): 2000-01

## By Rookie

10 - Adam Henrique (4g-6a): 2011-12

## MOST SHOTS

87 - Zach Parise: 2011-12

## By Defenseman

56 - Scott Stevens: 1993-94

## MOST PENALTY MINUTES

113 - Perry Anderson: 1987-88

## By Defenseman

83 - Ken Daneyko: 1987-88

## MOST POWER PLAY GOALS

5 - Ilya Kovalchuk: 2011-12  
Jason Arnett: 2000-01  
Mark Johnson: 1987-88

## MOST POWER PLAY POINTS

11 - Mark Johnson: 1987-88

## MOST SHORTHANDED GOALS

2 - Accomplished five times, most recently John Madden: 2005-06

## MOST GAME-WINNING GOALS

4 - Jeff Friesen, Jamie Langenbrunner: 2002-03  
Neal Broten: 1994-95

## MOST HAT TRICKS

1 - Accomplished five times, most recently John Madden: 2005-06

## HIGHEST PLUS/MINUS

15 - Petr Sykora: 2000-01

## By Defenseman

14 - Scott Stevens: 2002-03

## GOALTENDING

## MOST GAMES PLAYED

25 - Martin Brodeur: 2000-01

## MOST MINUTES PLAYED

1505 - Martin Brodeur: 2000-01

## MOST VICTORIES

16 - Martin Brodeur: 2002-03, 1999-00, 1994-95

## MOST DEFEATS

10 - Martin Brodeur: 2000-01

## BEST GOALS-AGAINST AVERAGE (8 GPI)

1.61 - Martin Brodeur: 1999-00

## MOST SHUTOUTS

7 - Martin Brodeur: 2002-03

## MOST PENALTY MINUTES

14 - Sean Burke: 1987-88

## By Rookie

2 - John Madden: ECQF vs. Fla., 1999-00

## MOST POINTS

11 - Patrik Elias (5g-6a): ECQF vs. NYR, 2005-06

## By Defenseman

4 - Brian Rafalski (1g-3a): ECQF vs. NYR, 2005-06

## By Rookie

Scott Stevens (1g-3a): ECQF vs. Fla., 1999-00  
Scott Niedermayer (2g-2a): SCF vs. Det., 1994-95

## By Defenseman

3 - Brian Rafalski (1g-2a): ECQF vs. Fla., 1999-00

## MOST POINTS AT HOME

6 - Patrik Elias (2g-4a): ECQF vs. NYR, 2005-06

## MOST GAME-WINNING GOALS

2 - Brian Gionta: ECQF vs. NYR, 2005-06  
Neal Broten: SCF vs. Det., 1994-95

## MOST HAT TRICKS

1 - John Madden: ECQF vs. NYR, 2005-06

## HIGHEST PLUS/MINUS

6 - Paul Martin: ECQF vs. NYR, 2005-06

## By Defenseman

6 - Paul Martin: ECQF vs. NYR, 2005-06

## GOALTENDING

## MOST GAMES PLAYED

4 - Martin Brodeur: ECQF vs. NYR, 2005-06  
Martin Brodeur: ECQF vs. Fla., 1999-00  
Martin Brodeur: SCF vs. Det., 1994-95

## MOST MINUTES PLAYED

240 - Martin Brodeur: ECQF vs. Fla., 1999-00  
Martin Brodeur: SCF vs. Det., 1994-95

## MOST VICTORIES

4 - Martin Brodeur: ECQF vs. NYR, 2005-06  
Martin Brodeur: ECQF vs. Fla., 1999-00  
Martin Brodeur: SCF vs. Det., 1994-95

## MOST DEFEATS

n/a

## BEST GOALS-AGAINST AVERAGE (4 GPI)

1.00 - Martin Brodeur: ECQF vs. NYR, 2005-06

## MOST SHUTOUTS

1 - Martin Brodeur: ECQF vs. NYR, 2005-06

## MOST PENALTY MINUTES

2 - Martin Brodeur: SCF vs. Det., 1994-95

## FIVE-GAME SERIES

## MOST GOALS

6 - Claude Lemieux: ECSF vs. Pit., 1994-95

## By Defenseman

3 - Brian Rafalski: ECF vs. Pit., 2000-01

## By Rookie

2 - Patrik Elias: ECQF vs. Mtl., 1996-97

## MOST ASSISTS

6 - Accomplished four times, most recently Scott Gomez: ECQF vs. Phi., 2003-04

## By Defenseman

5 - Brian Rafalski: ECSF vs. Car., 2005-06  
Brian Rafalski: ECF vs. Pit., 2000-01  
Shawn Chambers: ECQF vs. Mtl., 1996-97

## By Rookie

4 - Adam Henrique: ECSF vs. Phi., 2011-12

## MOST POINTS

8 - Accomplished four times, most recently John Madden (2g-6a): ECQF vs. Bos., 2002-03

## By Defenseman

8 - Brian Rafalski (3g-5a): ECF vs. Pit., 2000-01

## By Rookie

4 - Adam Henrique (4a): ECSF vs. Phi., 2011-12  
Patrik Elias (2g-2a): ECQF vs. Mtl., 1996-97

## MOST POINTS AT HOME

7 - Jamie Langenbrunner (5g-2a): ECQF vs. Bos., 2002-03

## By Defenseman

4 - Marek Zidlicky (1g-3a): ECSF vs. Phi., 2011-12  
Scott Niedermayer (1g-3a): ECSF vs. TB, 2002-03

## By Rookie

2 - Paul Martin (1g-1a): ECQF vs. Phi., 2003-04

## MOST POINTS ON ROAD

7 - Stephane Richer (2g-5a): ECQF vs. Bos., 1994-95

## By Defenseman

5 - Brian Rafalski (3g-2a): ECF vs. Pit., 2000-01

## By Rookie

4 - Patrik Elias (2g-2a): ECQF vs. Mtl., 1996-97

## MOST SHOTS

26 - Brian Rolston: ECQF vs. Mtl., 1996-97  
Scott Stevens: ECSF vs. Pit., 1994-95

## FOUR-GAME SERIES

## MOST GOALS

5 - Patrik Elias: ECQF vs. NYR, 2005-06

## By Defenseman

2 - Scott Niedermayer, Scott Stevens: ECQF vs. Fla., 1999-00

## By Rookie

1 - Accomplished four times, most recently Zach Parise: ECQF vs. NYR, 2005-06

## MOST ASSISTS

6 - Patrik Elias, Jamie Langenbrunner: ECQF vs. NYR, 2005-06

## By Defenseman

3 - Paul Martin, Brian Rafalski: ECQF vs. NYR, 2005-06  
Scott Niedermayer: SCF vs. Det., 1994-95

## SIX-GAME SERIES

## MOST GOALS

6 - Zach Parise: ECQF vs. TB, 2006-07

## By Defenseman

3 - Brian Rafalski: ECQF vs. Car., 2001-02

Bruce Driver: PDSF vs. NYI, 1987-88

## By Rookie

2 - Accomplished six times, most recently Adam Henrique: SCF vs. LA, 2011-12

## MOST ASSISTS

7 - Scott Gomez: ECQF vs. TB, 2006-07

John MacLean: PDSF vs. NYI, 1987-88

## By Defenseman

5 - Brian Rafalski: ECQF vs. TB, 2006-07

Bruce Driver: PDSF vs. Wsh., 1989-90

## By Rookie

3 - Accomplished six times, most recently Adam Henrique: ECF vs. NYR, 2011-12

## MOST POINTS

11 - John MacLean (4g-7a): PDSF vs. NYI, 1987-88

## By Defenseman

7 - Brian Rafalski (2g-5a): ECQF vs. TB, 2006-07

## By Rookie

5 - Scott Gomez (2g-3a): ECSF vs. Tor., 1999-00

## MOST POINTS AT HOME

8 - John MacLean (2g-6a): PDSF vs. NYI, 1987-88

## By Defenseman

4 - Brian Rafalski (1g-3a): ECQF vs. TB, 2006-07

Bruce Driver (1g-3a): PDSF vs. Wsh., 1989-90

## By Rookie

4 - Brian Gionta (2g-2a): ECQF vs. Car., 2001-02

## MOST POINTS ON ROAD

5 - John MacLean (2g-3a): ECSF vs. Bos., 1993-94

## By Defenseman

3 - Accomplished six times, most recently Bryce Salvador (3a): ECF vs. NYR, 2011-12

## By Rookie

3 - Travis Zajac (0g-3a): ECQF vs. TB, 2006-07

Brian Rafalski (1g-2a): SCF vs. Dal., 2000-01

## MOST SHOTS

29 - Zach Parise: ECQF vs. TB, 2006-07

## By Defenseman

21 - Scott Stevens: ECSF vs. Bos., 1993-94

## MOST PENALTY MINUTES

48 - Perry Anderson: PDSF vs. NYI, 1987-88

## By Defenseman

30 - Jim Korn: PDSF vs. NYI, 1987-88

## MOST POWER PLAY GOALS

3 - Brian Rafalski: ECQF vs. Car., 2001-02

Bruce Driver: PDSF vs. NYI, 1987-88

## MOST POWER PLAY POINTS

6 - Patrik Elias (2g-4a): ECQF vs. Car., 2001-02

## MOST SHORTHANDED GOALS

1 - Accomplished nine times, most recently Petr Sykora: ECQF vs. Car., 2000-01

## MOST GAME-WINNING GOALS

2 - Brian Gionta: ECQF vs. Car., 2001-02

Bobby Holik: ECQF vs. Pit., 2000-01

## MOST HAT TRICKS

n/a

## HIGHEST PLUS/MINUS

7 - Sergei Brylin, Alexander Mogilny: ECQF vs. Car., 2000-01

## By Defenseman

6 - Scott Niedermayer, Scott Stevens: ECQF vs. Car., 2000-01

## GOALTENDING

## MOST GAMES PLAYED

6 - Accomplished nine times, most recently Martin Brodeur: SCF vs. LA, 2011-12

## MOST MINUTES PLAYED

434 - Martin Brodeur: SCF vs. Dal., 1999-00

## MOST VICTORIES

4 - Accomplished six times, most recently Martin Brodeur: ECF vs. NYR, 2011-12

## MOST DEFEATS

4 - Martin Brodeur: SCF vs. LA, 2011-12

Martin Brodeur: ECQF vs. Car., 2001-02

Martin Brodeur: ECQF vs. Ott., 1997-98

## BEST GOALS-AGAINST AVERAGE (4 GPI)

1.24 - Martin Brodeur: SCF vs. Dal., 1999-00

## MOST SHUTOUTS

2 - Martin Brodeur: ECQF vs. Car., 2001-02

Martin Brodeur: ECSF vs. Tor., 1999-00

## MOST PENALTY MINUTES

6 - Martin Brodeur: ECSF vs. Tor., 1999-00

## MOST POINTS AT HOME

9 - Patrik Sundstrom (3g-6a): PDF vs. Wsh., 1987-88

## By Defenseman

5 - Scott Niedermayer (5a): SCF vs. Ana., 2002-03

## By Rookie

4 - Mike Rupp (1g-3a): SCF vs. Ana., 2002-03

## MOST POINTS ON ROAD

7 - Peter Stastny (1g-6a): PDSF vs. NYR, 1991-92

## By Defenseman

5 - Tom Kurvers (2g-3a): WCF vs. Bos., 1987-88

## By Rookie

3 - Adam Henrique (2g-1a): ECQF vs. Fla., 2011-12

Bill Guerin (3g): PDSF vs. NYR, 1991-92

## MOST SHOTS

33 - Claude Lemieux: PDSF vs. NYR, 1991-92

## By Defenseman

23 - Bruce Driver: PDSF vs. NYR, 1991-92

## MOST PENALTY MINUTES

38 - Perry Anderson: WCF vs. Bos., 1987-88

Dave Maley: PDF vs. Wsh., 1987-88

## By Defenseman

33 - Ken Daneyko: ECQF vs. Buf., 1993-94

## MOST POWER PLAY GOALS

3 - Mark Johnson: PDF vs. Wsh., 1987-88

## MOST POWER PLAY POINTS

5 - Brendan Shanahan (2g-3a): PDSF vs. Pit., 1990-91

Mark Johnson (3g-2a): PDF vs. Wsh., 1987-88

## MOST SHORTHANDED GOALS

1 - Accomplished seven times, most recently John Madden: ECF vs. Ott., 2002-03

## MOST GAME-WINNING GOALS

3 - Jeff Friesen: ECF vs. Ott., 2002-03

## MOST HAT TRICKS

1 - Mark Johnson (4): PDF vs. Wsh., 1987-88

Patrik Sundstrom: PDF vs. Wsh., 1987-88

Aaron Broten: PDF vs. Wsh., 1987-88

## HIGHEST PLUS/MINUS

8 - Scott Niedermayer: SCF vs. Ana., 2002-03

## By Defenseman

8 - Scott Niedermayer: SCF vs. Ana., 2002-03

## GAME

## MOST GOALS

4 - Mark Johnson, 4/22/88 vs. Wsh.

## By Defenseman

2 - Accomplished five times, most recently Brian Rafalski, 4/21/02 vs. Car.

## By Rookie

2 - Adam Henrique, 4/26/12 @ Fla.

## MOST ASSISTS

5 - Patrik Sundstrom, 4/22/88 vs. Wsh.

## By Defenseman

4 - Ken Daneyko, 4/22/88 vs. Wsh.

## By Rookie

2 - Accomplished 11 times, most recently Adam Henrique, 5/8/12 @ Phi.

## GOALTENDING

## MOST GAMES PLAYED

7 - Accomplished 12 times, most recently Martin Brodeur: ECQF vs. Fla., 2011-12

## MOST MINUTES PLAYED

498 - Martin Brodeur: ECF vs. NYR, 1993-94

## MOST VICTORIES

4 - Accomplished six times, most recently Martin Brodeur: ECQF vs. Fla., 2011-12

## MOST DEFEATS

4 - Accomplished five times, most recently Martin Brodeur: ECQF vs. Car., 2008-09

## BEST GOALS-AGAINST AVERAGE (4 GPI)

1.61 - Martin Brodeur: ECQF vs. Buf., 1994-95

## MOST SHUTOUTS

3 - Martin Brodeur: SCF vs. Ana., 2002-03

## MOST PENALTY MINUTES

8 - Sean Burke: WCF vs. Bos., 1987-88

## MOST POINTS

8 - Patrik Sundstrom (3g-5a), 4/22/88 vs. Wsh.

## By Defenseman

4 - Ken Daneyko (4a), 4/22/88 vs. Wsh.

## By Rookie

3 - Mike Rupp (1g-2a), 6/9/03 vs. Ana.

## MOST SHOTS

12 - Bobby Holik, 4/24/02 @ Car.

## By Defenseman

8 - Scott Stevens, 5/24/95 vs. Pit.

Scott Stevens, 5/3/94 vs. Bos.

## HIGHEST PLUS/MINUS

5 - Patrik Sundstrom, 4/22/88 vs. Wsh.

## By Defenseman

3 - Accomplished 22 times, most recently Paul Martin, 4/26/06 @ NYR

## MOST PENALTY MINUTES

37 - Jim Korn (min., maj., 2 misc., game), 4/28/88 vs. Wsh.

## SEVEN-GAME SERIES

## MOST GOALS

5 - Jeff Friesen: SCF vs. Ana., 2002-03

John MacLean: PDSF vs. Pit., 1990-91

## By Defenseman

3 - Brian Rafalski: ECSF vs. Tor., 2000-01

## By Rookie

3 - Bill Guerin, Kevin Todd: PDSF vs. NYR, 1991-92

## MOST ASSISTS

7 - Bobby Holik: ECQF vs. Pit., 1998-99

Peter Stastny: PDSF vs. NYR, 1991-92

John MacLean: PDSF vs. NYI, 1987-88

## By Defenseman

5 - Scott Niedermayer: SCF vs. Ana., 2002-03

Scott Niedermayer: ECF vs. Ott., 2002-03

Scott Stevens: ECQF vs. Buf., 1993-94

## By Rookie

4 - Jon Morris: PDSF vs. Pit., 1990-91

## MOST POINTS

10 - Peter Stastny (3g-7a): PDSF vs. NYR, 1991-92

Patrik Sundstrom (4g-6a): PDF vs. Wsh., 1987-88

## By Defenseman

6 - Scott Stevens (1g-5a): ECQF vs. Buf., 1993-94

## By Rookie

5 - Kevin Todd (3g-2a): PDSF vs. NYR, 1991-92

## MOST POINTS AT HOME

9 - Patrik Sundstrom (3g-6a): PDF vs. Wsh., 1987-88

## By Defenseman

5 - Scott Niedermayer (5a): SCF vs. Ana., 2002-03

## By Rookie

4 - Mike Rupp (1g-3a): SCF vs. Ana., 2002-03

## MOST POINTS ON ROAD

7 - Peter Stastny (1g-6a): PDSF vs. NYR, 1991-92

## By Defenseman

5 - Tom Kurvers (2g-3a): WCF vs. Bos., 1987-88

## By Rookie

3 - Adam Henrique (2g-1a): ECQF vs. Fla., 2011-12

Bill Guerin (3g): PDSF vs. NYR, 1991-92

## MOST SHOTS

33 - Claude Lemieux: PDSF vs. NYR, 1991-92

## By Defenseman

23 - Bruce Driver: PDSF vs. NYR, 1991-92

## MOST PENALTY MINUTES

38 - Perry Anderson: WCF vs. Bos., 1987-88

Dave Maley: PDF vs. Wsh., 1987-88

## By Defenseman

33 - Ken Daneyko: ECQF vs. Buf., 1993-94

## MOST POWER PLAY GOALS

3 - Mark Johnson: PDF vs. Wsh., 1987-88

## MOST POWER PLAY POINTS

5 - Brendan Shanahan (2g-3a): PDSF vs. Pit., 1990-91

Mark Johnson (3g-2a): PDF vs. Wsh., 1987-88

## PERIOD

## MOST GOALS

2 - Accomplished 22 times, most recently Zach Parise, 5/21/12 vs. NYR (3rd)

## MOST ASSISTS

3 - Alexander Mogilny, 4/28/01 vs. Tor. (2nd)

## MOST POINTS

4 - Alexander Mogilny (1g-3a), 4/28/01 vs. Tor. (2nd)

## DEVILS' PLAYOFF RECORD SCENARIOS

	Next Game	Series Record
When tied 0-0	20-23 in game 1	25-18
When leading 1-0	10-10 in game 2	15-5
When trailing 1-0	16-7 in game 2	10-13
When leading 2-0	6-4 in game 3	10-0
When trailing 2-0	4-3 in game 3	1-6
When tied 1-1	13-13 in game 3	14-12
When leading 2-1	7-10 in game 4	14-3
When trailing 2-1	10-7 in game 4	5-12
When leading 3-0	3-3 in game 4	6-0
When trailing 3-0	3-0 in game 4	0-3
When leading 3-1	7-3 in game 5	10-0
When trailing 3-1	3-7 in game 5	1-9
When tied 2-2	14-6 in game 5	11-9
When leading 3-2	8-9 in game 6	12-5
When trailing 3-2	5-4 in game 6	3-6
When tied 3-3	7-7 in game 7	7-7
Overall	136-116	25-18



# NEW JERSEY DEVILS

## NEW JERSEY STATE INTERSCHOLASTIC ATHLETIC ASSOCIATION HIGH SCHOOL ICE HOCKEY CHAMPIONSHIPS

### Devils/NJSIAA High School Ice Hockey Championship

1997-98 #####Seton Hall +G:E  
1998-99 #####Seton Hall +G:E  
1999-00 #####Hudson Cat=DA>8  
2000-01 #####Bergen CathDA>8  
2001-02 #####Delbarton School  
2002-03 #####Bergen CathDA>8  
2003-04 #####Seton Hall Prep

### Non-Public Champion

2004-05 #####Christian Brothers Acad.  
2005-06 #####Delbarton .8=DDA  
2006-07 #####St. Augustine Prep  
2007-08 #####Delbarton .8=DDA  
2008-09 #####Delbarton School  
2009-10 #####Delbarton School  
2010-11 #####Delbarton School  
2011-12 #####Delbarton School  
2012-13 #####Delbarton School  
2013-14 #####CBA/(DG@town-Bear9

### Public Champion

2004-05 #####(DG@Knolls  
2005-06 #####6C9DAE=  
2006-07 #####6C9DAE=

### Public A Champion

2007-08 #####>9<  
2008-09 #####6C9DAE=  
2009-10 #####oms River South  
2010-11 #####6C9DAE=  
2011-12 #####6C9DAE=  
2012-13 #####6C9DAE=  
2013-14 #####orris &CDAAH

### Public B Champion

2007-08 #####&=CC:ADC  
2008-09 #####6BH:N  
2009-10 #####West Essex  
2010-11 #####Chatham  
2011-12 #####/C6:AN  
2012-13 #####Chatham  
2013-14 #####(DGG@LIC

## HIGH SCHOOL PLAYERS OF THE MONTH/YEAR

### Boys' High School Player-of-the-Year

1992-93 Paul Giblin, B:rgen Cat=DA>8  
1993-94 "G:< Toskos, Don Bosco Pr:E  
1994-95 Mats Carseberg, Lawrenceville SchoDA  
1995-96 Dustin DePalma, Christian Bros. Acad.  
1996-97 #6Gy Schwefel, Lawrenceville SchooA  
1997-98 568# Hatcher, Seton Hall Prep  
1998-99 Brandon Doria, Seton Hall Prep  
1999-00 Dave Bodson, BayonC:  
2000-01 (6l t Radoslovich, Bergen Catholi8  
2001-02 Kevin Kiel, Brick TownH=>E  
2002-03 Anthony Randazzo, Bergen Catholi8  
2003-04 /:Gry Robinson, Seton Hall +G:E  
2004-05 Ned Crotty, Delbarton School  
2005-06 Mike Cacciotti, Seton Hall PreE  
2006-07 Kevin Healey, St. Augustine Prep  
2007-08 Charles Nerbak, Delbarton SchoDA  
2008-09 Alex Velischek, Delbarton .8=DDA  
2009-10 Jay Malone, Toms River South  
2010-11 Dan lJAA6B@andolp=  
2011-12 /DB my Muratore, Delbarton School  
2012-13 John Baiocco, Delbarton .8=DDA  
2013-14 Alex 2 =elian, R6BH:N

### Girls' High School Player-of-the-Year

2004-05 Alyse Ruff, L6LG:C8:K@A School  
2005-06 Brittany Doyle, MorG>HIDL@eard  
2006-07 Becky Mantell, 6LG:C8:K@le School  
2007-08 (<6C Winters, MorG>HIDL@eard  
2008-09 .6G6h Bayersdorfer, MDGG>H@eard  
2009-10 "67 ie Figueroa, Lawrenceville .8=DDA  
2010-11 Alyssa Bufis, MoGG>H@eard  
2011-12 "6JGa Mead, Morr>HIDL@eard  
2012-13 Amanda Drobot, Lawrenceville SchDDA  
2013-14 &:C96ll Cornine, MorG>HIDL@eard

### 2013-14 Devils Non-Public All-Tournament Team

"D6ATC9:G Daniel Porth, Morr>HIDL@eard  
DefenseB6C Ryan Bogan, Christian Brothers Acad.  
DefenseB6C Christian DiCesare, (DGG>H@eard  
IDQ.6G9 BG@: C#6C- >B@N@C-@H@C@eard: @A@69#  
IDQ.6G9 Luke (DH:G@Morristown-Bear9  
IDQ.6G9 Chad Otterman, D:A76GID@School

### 2013-14 Devils Public A All-Tournament Team

"D6ATC9:G 56h Flake, Morris &CDAAH  
DefenH:B6C Brett Goldstein, Bri9<:L6I:G -6G>I6C  
DefenseB6C 26Al Keiper, Morris Knolls  
IDQ.6G9 (6l t Mezik, Morris Knolls  
IDGL6G9 /NA:CDarby, Bridgewater:G-6G>I6C  
IDQ.6G9 Danny Cangelosi, Morris Knolls

### 2013-14 Devils Public B All-Tournament Team

"D6ATC9:G =6C: Brown, Morristown  
Def:CH:B6C Kyle Beyer, (DG@HIDL@eard  
DefenH:B6C Brandon O'Callahan, R6BH:N  
IDQ.6G9 Alex Whelan, R6BH:N  
IDQ.6G9 Brian Begley, MorriHIDL@eard  
IDQ.6G9 "Gant Jozefek, Men9=6B

### 2013-14 Players of the Month

12/13 Cody Calcagno, Don Bosco Prep  
Alex Whelan, RaBH:N  
Riley Flynn, JBB>I  
Brenden Siegel, -6C9DAE=  
(>8=6el Nisky, St. Joseph (Met.)  
Dakota Skove, Notre DaB:  
Bobby Hampton, Christian Brothers Acad.  
1/14 Gic Hildebrand, Ro77>CHK>AA:  
Dylan DeCandia, Verona-Glen Rid<:  
+! : r Krzewinski, Old Br>9<:  
(6l t Roy, Glen Rock  
.I:K:C Kovaleski, Point Pleasant BoroJ=<  
":CC6 ro Anzevino, Bergen Cathol>8  
"G6nt Jozefek, Mend=6B  
2/14 " riffin Welch, Don Bosco +G:E  
Tyler #6GBDC@amsey  
C.J. Albanese, Chatham  
+6IGk McCormick, P>C8:IDC  
Andrew Reiss, Brick  
Devin Pepe, Montclair Kimberley Acad.  
/NA:CDarby, Bridgewater:G-6G>I6C



MISCELLANEOUS



**ALUMNI ASSOCIATION****MISSION STATEMENT**

The Devils Alumni Association was formed with the purpose of bringing together former Devils' players to develop enjoyable civic activities and charitable fundraisers, of participating in worthwhile charity/community service programs, and developing means to help promote amateur hockey.

**CHARITY GOLF CLASSIC**

The organization held its 14th annual charity golf classic on Tue., Sept. 16 at Upper Montclair Country Club in Clifton, NJ. The event benefited various programs through the alumni association.

Former Devils' defenseman and association director Bruce Driver was the tournament's chairman. Among the participants were former Devils Tommy Albelin, Dave Barr, Aaron Broten, Shawn Chambers, Tom Chorske, Ken Daneyko, Jim Dowd, John MacLean, Grant Marshall, Randy McKay, Glenn Resch and Chris Terrieri, as well as current players, coaches, and broadcasters.

Devils/Sports Radio 66 AM/101.9 FM WFAN broadcaster Matt Loughlin handled the emcee duties for the tournament dinner.

**SCHOLARSHIPS**

Among the association's charitable endeavors, four \$2,500 scholarships are provided annually to deserving high school senior hockey players. The purpose of this program is to assist in their education at the college or university of their choice.

This year's winners were: Michael Matos (Mahwah High School), Kate Sohn (Princeton High School), Brendan O'Sullivan (River Dell High School) and James White (Hanover Park High School).

The scholarships were presented at the NJSIAA scholarship luncheon on Sun., May 18 in Edison, NJ. Winners were nominated by their athletic director or coach and complied with scholarship rules, which included the following criteria: through their most recent grading period, the applicant must have attained a high school cumulative grade-point average of 2.5 (on a 4.0 grading system) or equivalent grade if the student's school uses a different grading system.

Additionally, the applicant must have shown a commitment to volunteer work and community service through continued participation in a variety of projects or community organizations. Community activities should reflect that the applicant is unselfishly "giving back" to society and that the applicant is motivated to serve.

Each winner must be accepted for admission on a full-time matriculating basis to a two- or four-year academic program at an accredited post-secondary educational institution.

This marked the 11th year of the alumni association's scholarship program.

**COMMUNITY APPEARANCES**

Throughout the past year, members of the Devils Alumni Association reached out to more than 700,000 people, while attending more than 300 events.

The Devils' community appearances have grown both in number and scope thanks to the efforts of association director Bruce Driver, as well as alumni representatives Ken Daneyko, Jim Dowd and Grant Marshall.

**PLAYER INVOLVEMENT****HOSPITAL VISITS**

During the holiday season, members of the Devils visited the pediatric wards of local hospitals, following a practice session at Prudential Center in Newark.

Groups of players visited one of eight different hospitals, including: Hackensack University Medical Center, Hackensack, NJ; Holy Name Medical Center, Teaneck, NJ; Robert Wood Johnson University, New Brunswick, NJ; Morristown Medical Center, Morristown, NJ; Overlook Hospital and Valerie Center, Summit, NJ; Saint Barnabas Medical Center, Livingston, NJ; Saint Joseph's Hospital, Paterson, NJ; and University Hospital, Newark, NJ.

**HOCKEY FIGHTS CANCER**

*Hockey Fights Cancer™* is a charitable initiative founded in December 1998 by the National Hockey League® and National Hockey League Players' Association. It is supported by players, NHL member clubs, NHL alumni, the NHL Officials' Association, professional hockey athletic trainers and equipment managers, corporate marketing partners, broadcast partners and fans throughout North America. The goal of *HFC* is to raise money and awareness for national and local organizations involved in cancer care and research.

The Devils hosted *Hockey Fights Cancer* Night at Prudential Center on Thu., Oct. 24. Devils' executives, coaches and broadcasters wore *HFC* lavender ties, while a limited number of game-used sticks were available through an *HFC* auction. *HFC*-themed merchandise was available for sale, including ties, hats, and scarves, to help increase awareness for the program.

To date, *HFC* has raised more than \$14 million via the National Hockey League's United States and Canadian charitable foundations. *HFC* is also a component of *The Biggest Assist Happens Off The Ice®*, the National Hockey League's and National Hockey League Players' Association's social responsibility program that builds on hockey's long-standing tradition of addressing important social issues in North America and around the world. For more information about *Hockey Fights Cancer*, please go to [hockeyfightscancer.com](http://hockeyfightscancer.com).

**FUTURE GOALS**

On Tue., Sept. 9, the National Hockey League, together with the National Hockey League Players' Association, announced a major North American digital education initiative, called *Future Goals, powered by EverFi*. The kickoff event took place at Newark's Science Park High School, and was attended by NHL and NHLPA leadership as well as nine current NHL star players, including Devils' defenseman Andy Greene.

This partnership will bring interactive education opportunities to each of the 30 NHL markets in the United States and Canada and to hundreds of additional communities in between. The program is an unprecedented partnership between a professional sports league and a players' association and represents the largest digital learning initiative supported through public-private partnership ever deployed in the U.S. or Canada. The program is being powered by Washington, DC-based EverFi, the critical skills education leader that has impacted over nine million learners.

**GAME NIGHT DRIVES****DEVILS' SUPPORT**

Devils' game night drives are successful for one reason – we receive tremendous support from our fans. At each of our drives, wives/girlfriends of the Devils' players are on hand to assist in the collections at each of Prudential Center's entrances.

Fans making a donation at each of the drives are eligible to win autographed Devils' memorabilia. For approximately four weeks prior to the events, each drive is promoted through press releases, the Devils' *Center Ice* game program, MSG Plus, Devils/Sports Radio 66 AM/101.9 FM WFAN broadcasts, as well as scoreboard and public address announcements, to raise the public's awareness of each drive as well as each organization involved.

**FOOD DRIVE**

The Devils' Food Drive was held Fri., Nov. 15 in conjunction with the Community FoodBank of New Jersey. Fans attending that night's game were encouraged to bring unopened cans or boxes of non-perishable food. Requested items included canned fish/meat, powdered milk and infant formula, boxed/canned meals, peanut butter, and canned vegetables/fruits.

The CFB of NJ, a member of *Feeding America*, distributes 43 million pounds of food and groceries annually, helping non-profit groups such as food pantries, shelters, soup kitchens, child care centers and senior programs. The CFB of NJ serves nearly 1,400 organizations in 18 counties throughout the state, picking up donations from more than 250 corporations with its small fleet of trucks. Its staff and volunteers fight hunger and poverty not only through the distribution of food and grocery products, but by education, training, and by creating new programs to meet the needs of low-income people.

For further information, please contact the CFB of NJ at 908-355-3663 or [njfoodbank.org](http://njfoodbank.org).

**TOYS FOR TOTS**

The Devils' annual *Toys for Tots* collection took place on Wed., Dec. 18. The team encouraged everyone attending the game to bring new, unwrapped toys for collection.

Representatives from the United States Marine Corps, Pocatiny Arsenal, Company G 2/25, based in Dover, NJ, were on hand for the collection.

Following the collection, the toys were distributed to hospitals and orphanages, and to less-fortunate children throughout the surrounding communities.

The 2013 collection marked the 65th year of the Marine Corps involvement with the nationwide *Toys for Tots* program. For more info, please visit [toysfortots.org](http://toysfortots.org).

**COAT DRIVE**

The Devils' Coat Drive is held at a selected home game each winter in conjunction with *Jersey Cares*. Last season's drive took place Wed., Nov. 27. The Devils requested that all fans attending that night's game bring a new or gently-worn coat for donation.

Volunteers from *Jersey Cares* were on hand to collect the coats. The coats were then distributed to more than 200 non-profit agencies in New Jersey, including shelters, orphanages, faith-based programs, and senior citizen centers. *Jersey Cares*, a 16-year-old organization, makes volunteering easy and accessible for people who want to make a difference.

*Jersey Cares* has approximately 5,000 members who provide more than 12,000 hours of service to the community each year.

For further information, please contact *Jersey Cares* at 973-242-0033 or visit their website at [jerseycares.org](http://jerseycares.org).

**NEW JERSEY HOCKEY****HIGH SCHOOL PLAYERS OF THE MONTH**

The Devils continue to honor top student-athletes throughout the state of New Jersey with its High School *Player of the Month/Year* Program. Each month from December through February, six high school hockey players from different conferences are selected as recipients of the award.

Three All-Tournament Teams are selected in March, while overall boys' and girls' High School *Players of the Year* are chosen at the conclusion of the season.

Junior forward Alex Whelan of Ramsey High School was named the boys' *Player of the Year*, while junior forward Kendall Cornine of Morristown-Bear School was the girls' *Player of the Year*.

Award winners and their guests receive tickets to a Devils' game, a plaque presented by a Devils' player, and dinner, compliments of the Devils. This year marks the 23rd season that the Devils will honor high school student-athletes.

**Dr. JOHN J. McMULLEN SERVICE AWARD**

Sponsored by the Devils and named after the club's late founder, the Dr. John J. McMullen *Service to New Jersey Hockey* Award is presented annually to an individual who has served the sport of ice hockey throughout the state of New Jersey. The award is given near the end of the National Hockey League's regular season. Last year's recipient was Don Gould of Whitehouse Station, NJ. The presentation took place Tue., Apr. 8 at Prudential Center.

Gould currently serves as the Atlantic Amateur Hockey Association's representative for girls' and women's hockey and represents the AAHA on the girls'/women's section of USA Hockey, in addition to being a Mid-Atlantic Women's Hockey Association director and executive board member since 2006.

Among his responsibilities are: the growth and development of female hockey in the AAHA; managing its Girls' Development Camp and the National Player Development Camp selection process; and the management and implementation of USA Hockey's American Development Model for girls across the district. As a sectional representative, Don provides support for the AAHA and input to USA Hockey at the national level.

For the past eight seasons, Gould has held the position of coach/assistant director of girls' hockey for the New Jersey Colonials. His head coaching experience includes levels from 8U developmental to 19UT1, eight consecutive years as a head coach at 14UT1 classification, eight consecutive MAWA championships, nine consecutive AAHA Championships and nine consecutive USAH National Championship bids. The program has helped over 75 student/athletes go on to realize their goal of playing collegiate hockey in the ACHA and NCAA at D-I and D-III levels.

He served the 2005-06 season with the Bridgewater (NJ) Bears girls' team. In 2003-04, Gould was president of the San Jose (CA) Junior Sharks girls' team. He worked five seasons, 1997-2002, as a National Hockey League/New Jersey Devils off-ice official, working home games at the Meadowlands. Gould also spent six years, 1996-2002, as a youth coach/volunteer with the Bridgewater Bears boys' team.

Originally from Buffalo, Don grew up playing on the ponds and ice rinks of upstate New York. He and his wife, Annie Lynch, raised four children and have been involved in Garden State youth hockey since 1996.

**AC Joint:** Acromioclavicular joint, joint of the shoulder where acromion process (tip of the scapula) and the distal end of the clavicle meet; most shoulder separations occur at this point.

**Adhesion:** Abnormal adherence of collagen fibers to surrounding structures during immobilization following trauma or as a complication of surgery which restricts normal elasticity of the structures involved.

**Aerobic:** Exercise in which energy needed is supplied by oxygen inspired; required for sustained periods of hard work and vigorous exercise.

**Anaerobic:** Exercise without the use of oxygen as an energy source; short bursts of vigorous exercise.

**Anterior Cruciate Ligament (ACL):** Ligament of knee attaching the anterior tibial plateau and the posterior medial aspect of femoral condyle. It provides stability in keeping the lower leg from coming forward.

**Anterior Talofibular Ligament:** A ligament of the ankle that connects the fibula (lateral ankle bone) to the talus (dome-like bone of the foot). This is the most common ankle ligament sprain.

**Anti-Inflammatory:** Any agent which prevents inflammation (such as aspirin or ibuprofen).

**Arthroscopy:** An instrument used for visualization of the interior of a joint cavity; sometimes referred to as "scope".

**Arthroscopy:** Examination of the internal structures of a joint by means of a surgical viewing apparatus (arthroscope) inserted into the joint.

**Atrophy:** To shrivel or shrink from disuse, as in muscular atrophy.

**Bone scan:** "Radionuclide Imaging," which is useful to demonstrate stress fractures not evident on routine x-rays.

**Brachial Plexus:** Network of nerves originating from the cervical vertebrae and running down into the arms.

**Bursa:** A fluid-filled sac that is located in areas where friction occurs most; its purpose is to minimize any friction in these areas (for example, between a tendon and a bone).

**Cartilage:** Smooth, slippery material covering the (articular) ends of bones allowing contact of the joint surfaces. The substance that degenerates with age or trauma and leads to arthritis.

**CAT Scan:** Use of a computer to produce a cross sectional view of the anatomical part being investigated by x-ray data.

**Cervical Vertebrae:** Group of seven vertebrae located in the neck.

**Charley Horse:** A bruise to the quadriceps resulting from a direct blow to the front of the thigh, characterized by intramuscular bleeding. No other injury should be called a charley horse.

**Chondromalacia:** A roughening of the cartilage surface. Best known for the softening of the underside of the knee cap.

**Clavicle:** Collar bone; the bone connecting the breastbone with the shoulder blade.

**Coccyx:** The "tail bone", a group of four vertebrae that are fused together to form a small triangular bone, located at the terminal end of the spine.

**Concussion:** Jarring injury of the brain resulting in dysfunction. Can be graded as mild, moderate or severe depending on loss of consciousness, amnesia and loss of equilibrium.

**Contusion:** An injury to the muscles and tissues caused by a blow from a blunt object.

**Cryotherapy:** A treatment with the use of cold.

**Deltoid Muscle:** Muscle at the top of the arm, just below the shoulder, responsible for shoulder motions to the front, side, and back.

**Disc, Intervertebral:** A flat, round-like, plate structure between each vertebrae of the spine. The disc consists of a thick fiber ring which surrounds a soft gel-like interior. It functions as a cushion and shock absorber for the spinal column.

**Dislocation:** Complete displacement of the joint surfaces.

**Electrical Galvanic Stimulation (EGS):** An electrical therapeutic modality that sends a current to the body at select voltages and frequencies in order to stimulate pain receptors, disperse edema, or neutralize muscle spasms among other functional applications.

**Epicondylitis:** Inflammation in the elbow due to overuse of either the flexor or extensor muscles attaching to the medial or lateral epicondyle of the humerus.

**Fat Percentage:** The amount of body weight that is adipose, fat tissue. Fat percentage can be calculated by underwater weighing, measuring select skinfold thickness or by analyzing electrical impedance.

**Fibula:** The smaller of the two bones in the lower leg; runs from the knee to the ankle along the outside of the lower leg.

**Fracture:** Breach in the continuity of a bone. Types of fractures include simple, compound, comminuted, greenstick, incomplete, impacted, longitudinal, oblique, stress or transverse.

**Grade One Injury:** A mild injury in which ligament, tendon, or other musculoskeletal tissue may have been stretched or confused, but not torn or otherwise disrupted.

**Grade Two Injury:** A moderate injury when musculoskeletal tissue has been partially, but not totally, torn which causes appreciable limitation in function of the injured tissue.

**Grade Three Injury:** A severe injury in which tissue has been significantly, and in some cases totally, torn or otherwise disrupted causing a virtual total loss of function.

**Groin:** Junction of the thigh and abdomen; location of muscles that rotate, flex and abduct the hip.

**Hamstring:** Muscle running from the buttocks to behind the knee. Often injured as a result of improper conditioning or lack of muscle flexibility. Responsible for flexing the knee joint.

**Hematoma:** A tumor-like mass produced by an accumulation of coagulated blood in a cavity.

**Hip Pointer:** Contusion to the iliac crest and rectus femoris muscle of the quadriceps.

**Hydrotherapy:** Treatment using water.

**Hyperextension:** Extreme extension, or straightening, of a limb or body part.

**Inflammation:** The body's natural response to injury in which the injury site might cause pain and display various degrees of swelling, heat, redness and/or loss of function.

**Internal fixation:** A surgical procedure to repair fractures that are unstable and require the use of screws, plates or internal metal rods.

**Isometric (static) Contraction:** A muscle contraction in which tension is developed but no mechanical work is done. There is no appreciable joint movement and the overall length of the muscle remains the same.

**Lateral Collateral Ligament (LCL):** Ligament of the knee attaching the lateral femoral condyle to the fibula head. It provides lateral stability to the joint.

**Ligament:** Band of fibrous tissue that connects bone to bone or bone to cartilage and supports and strengthens joints.

**Ligament Reconstruction:** Surgical procedure to recreate an irreparable ligament using a tendon or ligament graft from another site or cadaver.

**Lumbar Vertebrae:** Five vertebrae of the lower back that articulate with the sacrum to form the lumbosacral joint.

**Magnetic Resonance Imaging (MRI):** Provides highly detailed pictures of the body's interior, using highly magnetic fields. Does not require radiation and is very useful in the diagnosis of soft tissue, disc and meniscus injuries.

**Medial Collateral Ligament (MCL):** Ligament of the knee attaching the medial femoral condyle to the medial tibia. It provides medial stability to the knee.

**Meniscus:** Crescent shaped soft cartilage usually pertaining to the knee joint that acts as a shock absorber, assists in lubrication and adds joint stability.

**Metacarpals:** Five long bones of the hand, joining the fingers to the wrist.

**Metatarsals:** Five long bones of the foot, running from the ankle to the toes.

**Orthotic:** Any device applied to or around the body in the care of a physical impairment or disability, commonly used to control foot mechanics.

**Patella:** The kneecap. Functions to protect the distal end of the femur as well as increase the mechanical advantage and force generating capacities of the quadriceps muscle group.

**Patella Tendinitis:** Inflammation of the patella tendon; also known as "jumper's knee".

**Posterior Cruciate Ligament (PCL):** Ligament of the knee attaching the posterior tibial plateau to the anterior lateral aspect of the femoral condyle. It provides stability in keeping the lower leg from going backward.

**Quadriceps (Quads):** The four powerful muscles in the front of the thigh, responsible for extending the knee joint.

**Radius:** Forearm bone on the thumb side.

**Rotator Cuff:** Comprised of four muscles in the shoulder area: supraspinatus (most commonly injured), infraspinatus, teres minor and subscapularis. Often irritated by overuse.

**Sacroiliac:** Relating to the juncture of the hip bone and lower part of the spine.

**Sciatic Nerve:** Largest nerve in the body located in the back of the leg which controls most of its function.

**Spondylosis:** Abnormal vertebral fixation or immobility.

**Sprain:** A joint injury. A violent twisting, stretching, pulling or tearing of a ligament.

**Strain:** A muscle injury. The stretching, pulling or twisting of a muscle or tendon.

**Stress Fracture:** A hair-line type of break in a bone caused by overuse.

**Subluxation:** Partial dislocation of a joint. The term usually implies that the joint can return to normal position without formal reduction.

**Temporomandibular Joint (TMJ):** The articulation of the jaw and skull.

**Tendinitis:** Inflammation of the tendon and/or tendon sheath, often caused by chronic overuse and/or sudden injury.

**Tendon:** Fibrous tissue that connects muscles to bone.

**Tibia:** Larger of the two bones of the lower leg and is the weight-bearing bone of the shin.

**Transcutaneous Electrical Nerve Stimulator (TENS):** An electrical modality that sends a mild current through pads at the injury site which stimulates the brain to release the natural analgesic endorphin.

**Triceps:** Muscle of the posterior upper arm, opposite the biceps, that extends the elbow.

**Ulna:** One of two bones in the forearm; extends from point of elbow and is found on the outer (little finger) side.

**Ulna Nerve:** Nerve in the elbow commonly irritated from excessive throwing or repeated trauma.

**Ultrasound:** An electrical modality that transmits a sound wave through an applicator into the skin to the soft tissue in order to heat the local area for relaxing the injured tissue and/or dispersing an edema.

**"Wind Knocked Out":** Syndrome describing a contraction of the abdominal nerve trunk, the solar plexus, as a result of an abdominal contusion.

**ASSIST:** An assist is awarded to the player or players (maximum of two) who touched the puck prior to the goal, provided no defender plays or possesses the puck in between.

**GAME PLAYED:** A player receives credit for playing in a game if: i) he steps on the ice during time played or; ii) serves any penalty.

**GAME-WINNING GOAL:** After the final score has been determined, the goal which leaves the winning club one goal ahead of its opponent is the game-winning goal (example: if Team A beats Team B 8-3, the player scoring the fourth goal for Team A receives credit for the game-winning goal).

**GOAL:** A goal is awarded to the last player on the scoring club to touch the puck prior to the puck entering the net.

**GOALS-AGAINST AVERAGE:** Multiply goals allowed (GA) by 60 and divide by minutes played (MINS).

**GOALTENDER:** A goaltender receives a "W" for a win in regulation, overtime or shootout; an "L" for a loss in regulation; or an "OT" for a loss in overtime or shootout.

**PENALTY-KILLING PERCENTAGE:** Subtract total number of power-play goals allowed from total number of shorthanded situations to get total number of power-plays killed. Divide the total number of power-plays killed by the total number of shorthanded situations.

**PLUS-MINUS:** A player receives a "plus" if he is on the ice when his club scores an even-strength or shorthand goal. He receives a "minus" if he is on the ice for an even-strength or shorthand goal scored by the opposing club. The difference in these numbers is considered the player's plus-minus statistic.

**POWER-PLAY GOAL:** A goal scored by a club while it has a manpower advantage due to an opponent's penalty. Following are some examples of what is and is not considered a power-play goal:

- if a club has an advantage on a minor penalty starting at 2:02 of the period and it scores at 4:02, the goal is not a power-play goal.
- if a club scores on a delayed penalty, the goal is not a power-play goal.
- if a club has an advantage due to a five-minute major or match penalty, that club is always credited with having one more advantage than the number of power-play goals it scores during that advantage, because the penalty does not expire. A new advantage begins after each power-play goal. For example, if Team A scores three goals during a major penalty, it is credited with four advantages.
- if a club is on a power-play for any length of time, it is considered to have had an advantage.
- if a minor penalty is incurred by a club on a power-play due to a major penalty, a new advantage is given to that club when its minor penalty expires, provided the opponent's major penalty is still in effect.

**POWER-PLAY PERCENTAGE:** Total number of power-play goals divided by total number of power-play opportunities.

**SAVE PERCENTAGE:** Subtract goals allowed (GA) from shots against (SA) to determine saves. Then divide saves by shots-against.

**SHOOTING PERCENTAGE:** Divide the number of goals scored by the number of shots taken.

**SHORTHAND GOAL:** A goal scored by a club while it is at a manpower disadvantage. The same cases apply for shorthand as for power-play goals, but in the opposite manner.

**SHOT ON GOAL:** If a player shoots the puck with the intention of scoring and if that shot would have gone in the net had the goaltender not stopped it, the shot is recorded as a "shot on goal."

**SHUTOUT:** If two goaltenders combine for a shutout, neither receives credit for the shutout. Instead it is recorded as a club shutout.

**TENTHS OF A SECOND:** If a penalty or goal occurs in the last minute, the time is rounded off to the previous second (ex: if a penalty is called with 12.4 seconds left in a period, the time is indicated as 19:47 and not 19:48.)

**COACHES RECORD:** A coach receives a "W" for a win in regulation, overtime or shootout; an "L" for a loss in regulation; or an "OT" for a loss in overtime or shootout.

\*\* NOTE: No individual skater/goaltender statistics apply for the shootout

## 2014-15 NATIONAL HOCKEY LEAGUE ALIGNMENT

On March 14, 2013, the National Hockey League's Board of Governors approved realignment and a division-based format for the Stanley Cup Playoffs, effective for the 2013-14 season. The realignment plan creates two eight-team divisions in the Eastern Conference and two seven-team divisions in the Western Conference.

The new alignment will place several clubs in more geographically-appropriate groupings and will intensify already-fierce rivalries throughout the league. The new scheduling matrix will ensure that all 30 teams play in all 30 arenas at least once a season.

### WESTERN CONFERENCE

Pacific	Central
Anaheim	Chicago
Arizona	Colorado
Calgary	Dallas
Edmonton	Minnesota
Los Angeles	Nashville
San Jose	St. Louis
Vancouver	Winnipeg

### EASTERN CONFERENCE

Metropolitan	Atlantic
Carolina	Boston
Columbus	Buffalo
New Jersey	Detroit
NY Islanders	Florida
NY Rangers	Montreal
Philadelphia	Ottawa
Pittsburgh	Tampa Bay
Washington	Toronto

### NEW REGULAR-SEASON SCHEDULE MATRIX

#### Western Conference (7-team divisions)

Within conference (division): 29 games  
 • 5 games vs. five teams AND 4 games vs. one team. Teams rotated on a yearly basis.

Within conference (non-division): 21 games  
 • 3 games vs. each team. Teams rotated on a yearly basis.  
 (exception: 1 team from each div. plays 1 less game inside div. & 1 more game inside conf. outside div.)

Non-conference: 32 games  
 • 2 games vs. each team

#### Eastern Conference (8-team divisions)

Within conference (division): 30 games  
 • 5 games vs. two teams AND 4 games vs. five teams. Teams rotated on a yearly basis.

Within conference (non-division): 24 games  
 • 3 games vs. each team. Teams rotated on a yearly basis.

Non-conference: 28 games  
 • 2 games vs. each team.

### STANLEY CUP PLAYOFF FORMAT

Playoff qualification will be primarily division-based, with the top three finishers in each division qualifying for the first 12 spots in the Stanley Cup Playoffs (and the first three "seeds" in each division).

The two additional playoff spots in each conference, designated as "Wild Cards," will be awarded to the next two highest-placed finishers in each conference, ranked on the basis of regular-season points and regardless of division.

"Seeding" of the Wild Card teams within each divisional playoff will be determined on the basis of regular-season points. The first-place finisher with the highest number of regular-season points in the conference will be matched against the Wild Card team with the lowest number of regular-season points, and the first-place finisher with the second-highest number of regular-season points in the conference matched against the Wild Card team with the second-lowest number of regular-season points.

#### The playoffs will proceed as follows:

- #1 vs. #4 / #2 vs. #3 – winners play each other for berth in conference championship.
- Conference finals – two advancing teams in the West and two advancing teams in the East meet in conference championship.
- Eastern and Western Conference Champions will meet in Stanley Cup Finals.

The NHLPA has given its consent to play under this new alignment and playoff system for a minimum of three seasons, through the 2015-16 NHL season.



**STEVE CANGIALOSI — MSG PLUS PLAY-BY-PLAY**

Entering his fourth season as the full-time television voice of the Devils on MSG Networks; captured two 2012 New York Emmy Awards by winning the *On-Camera Talent: Sports Play-by-Play* and the *On-Camera Talent: Sports Anchor* categories...Served as host of Devils' telecasts for five seasons (2006-2011), anchoring Devils' *Gamenight* pre-game show, between periods, and post-game coverage on MSG Networks...Covered soccer and modern pentathlon play-by-play for NBC Sports Networks' coverage of the 2012 Summer Olympic Games in London...Play-by-play voice of Major League Soccer's New York Red Bulls since 2009 and has performed soccer play-by-play duties for FOX Sports, ESPN International and NBC Sports' coverage of the 2008 Summer Olympic Games...Anchor of *MSG Sportsdesk*, nightly sports news and highlight program from 2002-2006 and served as anchor/reporter of Fox Sports Net's Regional Sports Report, which followed Devils' telecasts from 2000-2002...Host of NY Islanders hockey on Fox Sports Net for select games during 2000-01 season...Host of *Metro Soccer Report* and *Metrostars'*

*Gamenight* (2002-2005)...Sports anchor at New York 1 News (1992-2000), earning his first New York Emmy Award in the category of *Outstanding Sports Program or Special* as host/writer of *Remembering Joe DiMaggio*...Honored with a New York Associated Press Award in 1997 for his series *Boxing: A Business on the Ropes*...Anchor/host for ESPN Radio (1998-2000)...Served as Sports Director at 1010 WINS Radio (1987-1992) and is a three-time winner of the *Outstanding SportsCast Award* presented by the New York State Broadcasters' Association (1988, 1989, and 1990)...Radio sports anchor for various networks across the Sirius XM sports platform from 2010-2011...Sports anchor at WNEW-AM Radio (1986-1987)...Graduated New York University in 1985 with a B.A. degree in journalism...A Queens, NY native, Steve and his wife, Donna, reside in Manhattan.

**KEN DANAYKO — MSG PLUS COLOR COMMENTATOR**

Is in his first season as the color commentator for Devils' television broadcasts on MSG Networks...From 2006-2014, served as a hockey analyst for the New Jersey Devils on MSG Plus and on MSG's comprehensive weekly show *Hockey Night Live*...Has served as a host for *NHL Live* on NHL Network...Spent all of his 20 NHL seasons as a defenseman with New Jersey from 1983-84 through 2002-03...Was drafted by the Devils in 1982, in the team's first-ever draft (1st round, 18th overall)...Is the club's all-time leader in games played in a career (1,458), the regular-season (1,283), single-season (84), as well as tops in penalty minutes in the regular-season (2,519) and playoffs (296)...At the time of his retirement, also led the club in playoff appearances (175) and consecutive regular-season games-played (388), both since surpassed...Closed out his career with 36 goals, 142 assists for 178 points in the regular-season; added five goals and 17 assists for 22 points with 296 penalty minutes in the playoffs...One of five Devils (M. Brodeur, S. Brylin, S. Niedermayer & S. Stevens) to win three Stanley Cups during his time with New Jersey — 1995, 2000, and 2003...Sweater

no. 3 was retired by the organization on March 24, 2006 — the second Devil to receive that honor (Stevens, no. 4)...Recipient of the National Hockey League's 2000 Bill Masterton Trophy for perseverance, sportsmanship, and dedication to hockey as selected by the Professional Hockey Writers Association...Won the club's *Unsung Hero Award* in 1986 and the *Good Guy Award* in 1989... In 2009, participated in the inaugural season of the Canadian Broadcasting Corporation's reality show *Battle of the Blades*...A member of the Devils' Alumni Association since 2003; participates in on-ice clinics, *Read Across America*, hospital visits, alumni charity ice hockey games, School Assembly Programs, and the *Street Devils™* street hockey program...An ardent supporter of many New Jersey area charities, making appearances, posing for photo shoots and participating in golf outings and fundraising events...Spent parts of two seasons with New Jersey's AHL affiliate in Maine...Played junior hockey in the WHL with Great Falls, Spokane, Seattle and Kamloops...Born April 17, 1964 in Edmonton, Alta...Married, wife's name is Margaret...Ken has two children, daughter Taylor Lyn and son, Shane.

**DEVILS' TELEVISION INFORMATION**

For the 29th consecutive season, MSG Networks provides local television coverage of most New Jersey Devils games. The team's 80-game local broadcast schedule includes 55 games over MSG Plus, 12 matches on MSG Plus 2 and 13 contests over MSG. Both home and road broadcasts include half-hour pre- and post-game shows devoted exclusively to the team. Fans can see home telecasts anchored from Prudential Center's *Goal Bar*, located on Suite Level 1. MSG Networks will continue to broadcast the team's games through the 2023-24 season. Under the terms of the agreement, the New York-based regional sports network will broadcast approximately 75 regular-season games each year.

NBC and NBC Sports Network enter the fourth season of their ten-year agreement with the NHL, marking the tenth consecutive season as the league's U.S. broadcast partner.

NHL Network once again brings live NHL action to fans during the 2014-15 regular-season.

**MATT LOUGHLIN — DEVILS/WFAN RADIO PLAY-BY-PLAY**

Entering his ninth season as the radio play-by-play voice of the New Jersey Devils; named to post August 1, 2006...Previously served as a pre-and post-game host for FOX Sports Net New York's Devils' television coverage (1997-2006)...Has also served as the television play-by-play announcer for selected Devils' games...Hosts podcasts and contributes content to [newjerseydevils.com](http://newjerseydevils.com) and [nhl.com](http://nhl.com)...Participated in VERSUS' coverage of 2011 IIHF Ice Hockey World Championships...Pre- and post-game host for New York Mets games, as well as play-by-play announcer for selected games over both MSG Network and FSN NY (1996-2005)...Was part of the production team that won a New York Emmy Award for Outstanding Sports Programming for *Mets on Deck* during the 1998-99 season...Co-hosted re-launch of *Kiner's Korner* on FSN NY (1999)...Served as anchor and host for NBA TV on numerous flagship programs, including *NBA TV Daily* and *The Insiders* (2006-08)...Covered the NBA draft and WNBA All-Star Game festivities prior to the network's move to Atlanta...Began his SportsChannel

New York/FSN career in 1989 as announcer/reporter for Hofstra University's football and lacrosse telecasts...Hosted the New Jersey Nets pre- and post-game shows, as well as a limited number of NY Islanders games...Trackside reporter for *Summer Racing* at Yonkers Raceway (1993-95)...Play-by-play announcer for the New Jersey Rockin' Rollers professional roller hockey league team and New Jersey Red Dogs of the Arena Football League...Worked as sports anchor at 1010 WINS-AM Radio...Began his broadcasting career as a news reporter at WTC-AM in New Brunswick, NJ...Was sports director at Suburban Cablevision in New Jersey...The network received six national CableACE Awards, including three for Overall Sports Coverage during his 12 years as sports director...Participates in the Devils/MSG Plus *School Assembly Program*...Graduate of Seton Hall University, with a B.S. degree in marketing...Matt and his wife, Maggie, reside in Westfield, NJ, and are the proud parents of three sons: Matthew, Conor and Liam.

**SHERRY ROSS — DEVILS/WFAN RADIO COLOR COMMENTATOR**

Entering her eighth season as the radio color commentator of the New Jersey Devils; named to post September 20, 2007...Provides interviews and content for [newjerseydevils.com](http://newjerseydevils.com); re-joined the Devils after 12 years with the *New York Daily News* sports department, covering both hockey and horse racing...Previously served the team as radio analyst for three-plus seasons from January 1992 through its 1995 Stanley Cup Championship season, becoming the first woman to broadcast a male professional sports team...On November 25, 2009, became the first woman to provide radio play-by-play of an NHL game when the Devils played the Ottawa Senators...Provided radio play-by-play of a second game later in the season...Was honored by the State of New Jersey March 22, 2010 with a ceremonial resolution for breaking the gender barrier in the broadcast booth...Also covered the 1994 Stanley Cup Finals as an analyst for NHL Radio, another first for a woman broadcaster...Has covered the Stanley Cup Finals on 15 occasions, while attending the Kentucky Derby six times...Authored *Hockey Scouting Report* for 14 seasons, 1990-91 through 2003-04...Previously worked as a

sports journalist for *Newsday*, *The National*, and *The Record* (Bergen County, NJ), while freelancing for *Sports Illustrated*, *The Hockey News* and *Beckett Hockey Monthly*...Began career in 1978 by covering hockey for the *Daily Record* (Morristown, NJ)...In May 2007, was among the inaugural class inducted into the Randolph (NJ) High School Hall of Fame...Earned a bachelor of arts degree in English from Rutgers University-Newark in 1977...Also attended the University of Illinois, where she studied veterinary medicine before choosing journalism as a career...A horse racing enthusiast; lists Secretariat as her favorite athlete of all time...A big fan of Bruce Springsteen and the E Street Band, and has attended over 125 of their concerts...Born in Dover, NJ and currently resides in West Orange, NJ.

**DEVILS' RADIO INFORMATION**

The Devils and WFAN Sports Radio 66 AM and 101.9 FM are in a multi-year partnership, in which the CBS RADIO all-sports station will continue to broadcast the team's regular and post-season games. Additionally, WFAN will once again broadcast 15-minute pre- and post-game shows surrounding every game. Due to scheduling conflicts, select games will be moved to News Radio 880 WCBS or another local station. Please check [newjerseydevils.com](http://newjerseydevils.com) or your local listings for up-to-date information. WFAN is the original and longest running sports station in the nation, celebrating their 27th anniversary this past July. With more listeners than any other station of its kind, The FAN provides audiences across the tri-state area with live and local programming 24 hours a day, seven days a week. Listen to WFAN on-air, online at [wfan.com](http://wfan.com) and via the Radio.com app for a variety of mobile devices.

**EXECUTIVE OFFICES:** The Devils' executive offices are located adjacent to AmeriHealth Pavilion at Prudential Center on Lafayette Street.

**CREDENTIALS:** Season passes are issued to those members of the media who regularly cover the New Jersey Devils. These passes will be honored for entrance to Prudential Center and all working areas for all 2014-15 regular-season home games. Single-game passes may be requested by contacting the Devils' Communications Department at least 24 hours prior to game time. Accredited individuals are strictly prohibited from obtaining player autographs while in a working capacity. **Credentials will be issued only to representatives of legitimate news gathering agencies.**

**MORNING SKATE:** Morning skate will take place at Prudential Center's main rink or AmeriHealth Pavilion. All media (print and broadcast) covering the morning skate at Prudential Center must be credentialed. Please contact the Devils' Communications Department to confirm time and location. Credentials for practices and morning skates will be available at the Event Staff Entrance adjacent to the Lafayette Street security entrance near the intersection of Broad Street.

**PHOTOGRAPHERS:** Accredited photographers may shoot only from designated areas. The Devils' Communications Department issues location assignments just outside the press room approximately 30 minutes prior to game time. **No roving passes will be issued.**

**GAME-TIME PRESS ENTRANCE:** Members of the media should enter the building through the Mulberry Street Press Entrance. Credentials will be available two and one-half hours prior to game-time. All credentials must be picked up individually.

**PRESS RESOURCES:** The New Jersey Devils Communications Department provides the working media with resources throughout the season. Media can find team and league information including press releases, stats, game notes, newspaper clips and interviews at [njdevilspr.com](http://njdevilspr.com). Interviews from Head Coach Peter DeBoer and players can also be found at [youtube.com/newjerseydevilspr](http://youtube.com/newjerseydevilspr) and the [NHLDevilsPR](http://NHLDevilsPR) page on Google+. The Official Twitter feed of the department is [@NHLDevilsPR](https://twitter.com/NHLDevilsPR).

**PRESS LOUNGE:** The press lounge/working room is located behind the press entrance on Mulberry Street. The lounge is open only to properly accredited and identified members of the media, as well as club and league personnel. A buffet meal will be served approximately 90 minutes prior to faceoff. Refreshments are available prior to, during, and after all games.

**PRE-GAME:** The Devils' locker room is closed at all times prior to the start of the game. The dressing room corridor near the Zamboni entrance will remain open until 90 minutes prior to game time. A representative from the Devils' Communications Department will remain outside the Devils' locker room to assist members of the media wishing to interview players. After that time, only members of the media requiring access to television production areas are permitted to pass through the corridor once it has been closed.

**PRESS BOX:** An elevator to the press box is located adjacent to the press lounge. Seating charts are displayed throughout the press lounge and in the press seating area. The Devils provide a limited number of courtesy phones in the press box for use by the media. Anyone who wishes to order a private line should contact Doug Grant of DAE at 973-757-6528. Wireless, high-speed internet access is available. Media should be prepared for hard-wired access as well.

**POST-GAME:** Locker rooms will open to the media no later than five (5) minutes following the conclusion of the game. Head Coach Peter DeBoer will be available to the media in the coaches' press conference area, approximately 20 minutes after the conclusion of each home game.

**GAMENIGHTS AT PRUDENTIAL CENTER**

**OFF-ICE OFFICIALS**

Supervisor.....Kevin Gertz  
 Penalty Box Attendants.....Jack Lally, Steve Meyer  
 HITS Scoring System Manager.....Tom Plesla  
 Game Timekeeper.....John DeCarlo  
 Goal Judges.....Vin Godleski, Kevin McDonough,  
 Paul McInnis  
 HITS Scorers.....Carl Barling, Eric Devlin,  
 Frank Krause, Tom Mitchell  
 Official Scorer.....Tom Segreto  
 HITS Time on Ice Scorers.....Al Antonucci, Dan Klein  
 Video Goal Judges.....Dr. Murray Seltzer, Tom Steinel

**OFF-ICE OFFICIALS (CONT.)**

TV Coordinators.....Peter Lanigan, Matt McNulty  
 Arena Technical Coordinators.....Ryan Boyce,  
 Craig Hugerich, Kevin Kulyeshie

**GAME STAFF**

Public Address Announcer.....Kevin Clark  
 Press Box Steward.....Rich Nashmy  
 Video.....Ross Browne, Ron Meyer  
 Video Replay Technicians.....Colin Browne,  
 Paul Mailloux



**2014-15 NEW JERSEY DEVILS  
 LOCAL BROADCAST SCHEDULE**

Date	Opponent	Time	TV	Radio	Date	Opponent	Time	TV	Radio
Oct. 9	@ Philadelphia	7:00 PM	MSG Plus	WFAN	Jan. 6	Buffalo	7:00 PM	MSG	WFAN
Oct. 11	@ Florida	7:00 PM	MSG Plus 2	WFAN	Jan. 8	@ Boston	7:00 PM	MSG Plus	WFAN
Oct. 14	@ Tampa Bay	7:30 PM	MSG Plus	WFAN	Jan. 9	NY Islanders	7:00 PM	MSG	WFAN
Oct. 16	@ Washington	7:00 PM	MSG Plus 2	WFAN	Jan. 14	@ Los Angeles	10:30 PM	MSG Plus	WFAN
Oct. 18	San Jose	7:00 PM	MSG	WFAN	Jan. 16	@ Anaheim	10:00 PM	MSG Plus	WFAN
Oct. 21	NY Rangers	7:00 PM	MSG Plus	WFAN	Jan. 19	@ San Jose	10:30 PM	MSG Plus	WFAN
Oct. 24	Dallas	7:00 PM	MSG Plus	WFAN	Jan. 28	Toronto	7:30 PM	MSG Plus	WFAN
Oct. 25	@ Ottawa	7:00 PM	MSG Plus 2	WFAN	Jan. 30	Pittsburgh	7:00 PM	MSG Plus	WFAN
Oct. 28	@ Pittsburgh	7:00 PM	MSG	WFAN	Jan. 31	Florida	7:00 PM	MSG Plus	WFAN
Oct. 30	Winnipeg	7:00 PM	MSG	WFAN	Feb. 3	Ottawa	7:00 PM	MSG Plus	WFAN
Nov. 1	Columbus	7:00 PM	MSG Plus	WFAN	Feb. 6	Toronto	7:00 PM	MSG Plus	WCBS
Nov. 4	St. Louis	7:30 PM	NBCSN	WFAN	Feb. 7	@ Montreal	7:00 PM	MSG Plus	WCBS
Nov. 6	@ St. Louis	8:00 PM	MSG	WFAN	Feb. 9	Edmonton	7:00 PM	MSG Plus	WCBS
Nov. 7	@ Detroit	7:30 PM	MSG Plus	WCBS	Feb. 13	@ Chicago	8:30 PM	MSG Plus	WFAN
Nov. 10	@ Boston	7:00 PM	MSG Plus	WFAN	Feb. 14	@ Nashville	8:00 PM	MSG Plus 2	WFAN
Nov. 11	Minnesota	7:00 PM	MSG Plus	WFAN	Feb. 17	Buffalo	7:30 PM	NBCSN	WFAN
Nov. 14	@ Washington	7:00 PM	MSG Plus	WFAN	Feb. 20	Vancouver	7:00 PM	MSG Plus	WFAN
Nov. 15	Colorado	7:00 PM	MSG Plus	WFAN	Feb. 21	Carolina	7:00 PM	MSG Plus	WFAN
Nov. 18	@ Winnipeg	8:00 PM	MSG Plus 2	WFAN	Feb. 23	Arizona	7:00 PM	MSG Plus	WFAN
Nov. 21	@ Edmonton	9:30 PM	Plus/Plus 2	WCBS	Feb. 25	Calgary	7:30 PM	MSG Plus	WFAN
Nov. 22	@ Calgary	10:00 PM	MSG Plus	WCBS	Feb. 27	Boston	7:00 PM	MSG Plus	WFAN
Nov. 25	@ Vancouver	10:00 PM	MSG Plus	WFAN	Feb. 28	@ Columbus	5:00 PM	MSG Plus 2	WFAN
Nov. 28	Detroit	7:00 PM	MSG Plus	WFAN	Mar. 3	Nashville	7:00 PM	MSG	WFAN
Nov. 29	@ NY Islanders	7:00 PM	MSG	WFAN	Mar. 6	Columbus	7:00 PM	MSG Plus	WFAN
Dec. 2	@ Pittsburgh	7:00 PM	MSG Plus	WCBS	Mar. 8	Philadelphia	5:00 PM	MSG Plus	WFAN
Dec. 4	@ Toronto	7:30 PM	MSG	WFAN	Mar. 10	@ Minnesota	8:00 PM	MSG Plus 2	WCBS
Dec. 6	Washington	7:00 PM	MSG Plus	WFAN	Mar. 12	@ Colorado	9:00 PM	MSG Plus	WFAN
Dec. 8	@ Carolina	7:00 PM	MSG Plus	WCBS	Mar. 14	@ Arizona	9:00 PM	MSG Plus 2	WCBS
Dec. 9	Chicago	7:00 PM	MSG Plus	WFAN	Mar. 17	Pittsburgh	7:00 PM	MSG Plus	WFAN
Dec. 11	@ Philadelphia	7:00 PM	MSG	WFAN	Mar. 20	@ Buffalo	7:00 PM	MSG Plus	WCBS
Dec. 13	@ Dallas	8:30 PM	MSG Plus	WCBS	Mar. 21	NY Islanders	7:00 PM	MSG Plus	WFAN
Dec. 15	@ NY Islanders	7:00 PM	MSG	WFAN	Mar. 23	Los Angeles	7:00 PM	MSG Plus	WFAN
Dec. 17	Ottawa	7:00 PM	MSG Plus	WCBS	Mar. 26	@ Washington	7:00 PM	MSG Plus 2	WFAN
Dec. 19	Tampa Bay	7:00 PM	MSG	WCBS	Mar. 28	@ Carolina	7:00 PM	MSG Plus	WFAN
Dec. 20	Washington	7:00 PM	MSG Plus	WFAN	Mar. 29	Anaheim	7:00 PM	MSG	WFAN
Dec. 23	Carolina	7:00 PM	MSG Plus	WFAN	Mar. 31	@ Columbus	7:00 PM	MSG Plus	WCBS
Dec. 27	@ NY Rangers	7:00 PM	MSG Plus 2	WFAN	Apr. 3	Montreal	7:00 PM	MSG Plus	WCBS
Dec. 29	Pittsburgh	7:00 PM	MSG Plus	WFAN	Apr. 4	@ NY Rangers	7:00 PM	MSG Plus 2	WFAN
Dec. 31	@ Detroit	7:30 PM	Plus/Plus 2	WFAN	Apr. 7	NY Rangers	7:00 PM	MSG Plus	TBD
Jan. 2	Montreal	7:00 PM	MSG Plus	WFAN	Apr. 9	@ Tampa Bay	7:30 PM	MSG Plus	TBD
Jan. 3	Philadelphia	7:00 PM	MSG Plus	WCBS	Apr. 11	@ Florida	7:00 PM	MSG Plus 2	TBD

All times are Eastern. • Most games televised over MSG Plus.

Nov. 4 & Feb. 17 televised over NBC Sports Network.

Most games broadcast over Sports Radio 66 AM & 101.9 FM WFAN.

Some games broadcast over News Radio 880 WCBS.

Schedule subject to change. • Check your local listings. • All-Star Game Jan. 25 at Columbus.

**SAFETY WARNING:** SAFETY WARNING: Please be aware that under some circumstances, pucks, hockey sticks and other objects might be propelled with enough force to cause serious injury to spectators. Stay alert for your safety and that of the children in your care, including during warm up, during play and after play stops. Any ticket holder who is concerned with his or her seat location because of safety from such injury should consult a box office representative for seating alternatives. If you are struck, immediately ask the nearest usher for help and directions to the medical station.

#### ANIMALS

Only service dogs, either certified or in-training, will be permitted in Prudential Center. All other animals are prohibited.

#### ATM'S

There are seven PNC Bank ATM's located throughout Prudential Center. The locations are as follows: one in the Box Office, four on the Main Concourse and two on the Upper Concourse.

#### BAG / SECURITY SEARCH

All patrons are subject to a bag search and security check. Plan on passing through security before each event and figure this into your arrival time for events.

#### BANNERS AND SIGNS

Signs and banners are allowed if they do not block the view of other guests. Any arena signage must meet the approval of Prudential Center Management.

#### BOX OFFICE

Prudential Center Box Office is located inside the arena at the corner of Mulberry Street and Edison Place. You can enter from the corner of Mulberry Street and Edison Place, next to PNC Bank Tower. Box Office hours are 11am - 6pm, Monday through Saturday and closed on Sundays.

#### CAMERAS/CAMCORDERS

Small, non-professional, still cameras may be brought into Prudential Center. Please note that for certain events cameras may not be allowed into the arena. Video, audio, and professional camera and recording devices are prohibited. Fans may not reproduce any film, digital, video or audio recording for commercial purposes without the express written consent of Prudential Center.

#### CELL PHONES

Cell phones are allowed inside Prudential Center, however we request you use the public concourse areas to make and receive calls.

#### CONCESSION LOCATIONS

There are ten permanent concession stand locations in the arena, in addition to a number of portable food and beverage locations on each level.

#### DOOR OPENINGS

Arena doors will open approximately 60 minutes prior to the start of the event, but times may vary. Please check prucenter.com to see when doors open.

#### ELEVATOR/ESCALATOR

There are elevators and escalators located throughout Prudential Center allowing easy access to all levels of the arena.

#### EMERGENCIES

In the event you need emergency attention, please notify the nearest security guard, usher, ticket taker or go to Guest Services located on the concourse at sections 9, 114 and 214.

#### ENTRANCES

There are three main entrances to Prudential Center: PNC Bank Tower, Mulberry Street and Edison Place; Southeast Tower, Mulberry and Lafayette Streets; adjacent to the practice rink on Lafayette Street.

#### EVACUATION

When you arrive, please take a moment to find the two closest exits to your section. In the event of an emergency evacuation, please follow the direction of Prudential Center staff members to exit the arena in a safe manner.

#### FIRST AID

First Aid stations are located on the Main Concourse and the Upper Concourse.

Main Concourse – Outside the Golia Ice Lounge at Sections 8 & 9  
Upper Concourse – Outside Sections 115 and 215

During events, the first aid stations are staffed by paramedics. If for any reason you are unable to make it to the first aid rooms, please summon a Guest Services staff member and they will alert first aid.

#### GUEST SERVICES

Guest Services locations are available to answer your questions, collect lost and found, provide Assisted Listening Devices and provide assistance to guests. In addition, Guest Services can assist with finding lost guests and providing wheelchair escorts during events. There are two locations for Guest Services.

#### GUESTS WITH DISABILITIES

Prudential Center has a unique building design which allows full access for guests with special needs and disabilities including an entrance designed for easy access into and out of the building for transportation.

#### INTERNET

For a schedule of events, to purchase tickets and to get the most up-to-date information on Prudential Center visit prucenter.com.

#### INTOXICATED GUESTS

Prudential Center has the right to refuse entry to any guest deemed intoxicated upon arrival to the arena. In addition, Prudential Center staff has the right to remove any guest from the premises who is intoxicated and causing a disturbance or is potentially dangerous to himself/herself or other guests.

#### LOST AND FOUND

All Lost and Found items will be collected at our Guest Services locations and held for one week.

#### OUTSIDE FOOD & BEVERAGE

No outside food, beverages, coolers, bottles or cans may be brought into Prudential Center.

#### PARKING

There is ample parking located within blocks of Prudential Center. Way-finding signage, Guest Services personnel and security will assist in getting you to your destination.

#### PROHIBITED ITEMS

For safety reasons, guests are refused entry if they are in possession of prohibited items. Illegal items will be confiscated and turned over to the police. If a guest is found inside the arena with prohibited items, the items will be confiscated and the guest may be ejected from the facility. Guests with specific or special dietary needs due to medical conditions or religious requirements should contact the Prudential Center Guest Services Department prior to the event.

**The following items are not permitted at Prudential Center:** aerosol cans, animals/pets (except service animals), audio/video recording equipment, balloons and beach balls, cans, bottles, glass or other beverage containers, chains, studded bracelets, etc., coolers or ice chests, illegal drugs, large bags and purses, laser pens and pointers, noisemaking devices (i.e. whistles, air horns), outside food and beverage, professional photography equipment, poles to display banners, flags, etc., skateboards and/or rollerblades, un-approved pamphlets, handouts, advertisements, etc., weapons (i.e. pepper spray, tear gas, handcuffs, stun guns, etc.). Any other item deemed to be inappropriate or dangerous by Prudential Center Management. This list is subject to change.

#### PUBLIC TRANSPORTATION

Prudential Center is easily accessible by NJ Transit trains, light rail, bus, PATH and Amtrak. Newark Penn Station is located a short two blocks east of the arena. To exit the arena towards Newark's Penn Station, head to the northeast corner of the building near sections 20-22, 130-133 or 231-233. To get on the buses to Broad Street Station, exit onto Edison Place or Lafayette Street and go 1/2 block west to Broad Street.

#### RE-ENTRY

Prudential Center has a no re-entry policy during events. Exceptions are made in the cases of medical reasons or returning prohibited items to vehicles. In these cases, the guest must coordinate with a Guest Services Supervisor before exiting the arena. Ask the nearest usher or security representative to speak with a Guest Services Supervisor.

#### RESTROOMS

There are 25 women's restrooms, 25 men's restrooms, and seven family restrooms located throughout Prudential Center.

#### SMOKING

There is NO smoking allowed inside Prudential Center. Smoking is only permitted in designated smoking areas.

#### STAIRS

Stairwells are located in each of the four corners of the building and are accessible to every level of the arena.

#### STROLLERS

Small, fold-up umbrella strollers are allowed in Prudential Center. Fold-up strollers should be stored under your seat. Strollers that cannot fit under your seat will not be permitted.

#### TEAM STORE

Devils Den is located near the Prudential Center Box Office on the corner of Mulberry Street and Edison Place. The Team Store is open daily and open for all Devils and Seton Hall games.

#### TICKETING

Any guest over one year of age must have a ticket in order to gain entrance to Prudential Center. Children under one year may enter without a ticket but must sit on their parent's or guardian's lap. Age restrictions vary per event, please visit [www.prucenter.com](http://www.prucenter.com) to check ticket policies for your event.

#### WILL CALL

Box Office will call windows are located in the main box office area located just inside the PNC Bank Tower on Mulberry Street and Edison Place. To pick up will call tickets, you must present a valid photo ID. It is also recommended to bring the credit card used to purchase the tickets.

#### September

- 11 Rookie camps open.
- 18 Training camps open.
- 21 Pre-season schedule begins.
- 25 CCM/USA Hockey All-American Prospects Game (Buffalo, NY).
- 30 NHL Board of Governors meeting (New York, NY).

#### October

- 7 Opening day playing rosters set (5:00 PM ET).
- 8 Opening night – regular-season begins.
- 11 NHL Game Night (all teams in action).
- 20 Hockey Fights Cancer Awareness Month (through Nov. 17).

#### November

- 17 Hockey Hall of Fame induction ceremony (Toronto, Ont.). Inductees: Rob Blake, Peter Forsberg, Dominik Hasek, Mike Modano (Player category); Pat Burns (Builder category), Bill McCreary (Referee/Linesman category); Media honorees: Kevin Allen, Pat Foley.
- 18 General Managers' meeting (Toronto, Ont.).
- 26 NHL Founders Day (1917) – nine games on schedule.

#### December

- 1 Signing deadline for group 2 free agents (5:00 PM ET).
- 4 U.S. Hockey Hall of Fame induction & Celebration of Lester Patrick (Minneapolis/St. Paul, MN). Inductees: Karyn Bye Dietz, Brian Rafalski, Jeff Sauer, Lou Vairo.
- 8 NHL Board of Governors meeting (Boca Raton, FL, through Dec. 9).
- 19 Holiday roster freeze in effect: for all players on an NHL active roster, injured reserve, or with non-roster and injured non-roster status as of midnight (local time) Dec. 19, a roster freeze shall apply through midnight (local time) Dec. 27, with respect to waivers, trades and loans, subject to the exceptions provided for in CBA Article 16.5 (d).
- 24 Holiday break (no scheduled practices – dressing rooms closed, through Dec. 26).
- 26 IIHF World Junior Championships (Montreal, Que. & Toronto, Ont., through Jan. 5).

#### January

- 13 USHL/NHL Top Prospects Game (Dubuque, IA).
- 21 CCM/ECHL All-Star Classic (Orlando, FL).
- 22 CHL/NHL Top Prospects Game (St. Catharines, Ont.).
- 22 NHL All-Star Break (no games played, through Jan. 26).
- 22 No scheduled practices – dressing rooms closed (through Jan. 25).
- 24 NHL All-Star Skills Competition™ (Nationwide Arena, Columbus, OH).
- 25 60th NHL All-Star Game (Nationwide Arena, Columbus, OH).

#### February

- 1 Hockey is for Everyone Month begins.
- 14 Scotiabank Hockey Day in Canada (host: Halifax, N.S.).
- 20 Eighth Annual Hockey Weekend Across America presented by CCM (USA Hockey, through Feb. 22).

#### March

- 2 Trade deadline (3:00 PM ET).

#### April

- 9 NCAA Frozen Four (TD Garden, Boston, MA, through Apr. 11).
- 11 Last day of regular-season (all teams in action).
- 15 Stanley Cup Playoffs begin.
- 16 IIHF under-18 World Championships (Zug and Lucerne, Swi., through Apr. 26).

#### May

- 1 IIHF World Championships (Prague and Ostrava, Czech Rep., through May 17).
- 21 CHL Memorial Cup (Quebec City, Que., through May 31).
- 31 NHL Combine (Buffalo, NY, through June 6).

#### June

- 20 Last possible day for 2014 Stanley Cup Finals.
- TBA Deadline for first club-elected salary arbitration (later of June 15 or 48 hours after the conclusion of the Stanley Cup Finals, 5:00 PM ET).
- 26 NHL Draft (BB&T Center, Sunrise, FL, through June 27).

#### July

- 1 Free agency begins (12:00 PM ET).
- 5 Deadline for player-elected salary arbitration notification (5:00 PM ET).
- 6 Deadline for club-elected salary arbitration notification (5:00 PM ET).
- 20 Salary arbitration hearings held (through Aug. 4).

#### August

- 6 Deadline for salary arbitration decisions to be rendered.



**ANAHEIM DUCKS**

Honda Center  
2695 E. Katella Ave.  
Anaheim, CA 92806  
(714) 940-2900  
PR: Alex Gilchrist, Steve Hoem

**ARIZONA COYOTES**

Gila River Arena  
6751 N. Sunset Blvd., #200  
Glendale, AZ 85305  
(623) 772-3200  
PR: Rich Nairn, Chris Wojcik

**BOSTON BRUINS**

TD Garden  
100 Legends Way  
Boston, MA 02114  
(617) 624-2327  
PR: Matt Chmura, Heidi Holland,  
Eric Tosi

**BUFFALO SABRES**

First Niagara Center  
One Seymour H. Knox III Plaza  
Buffalo, NY 14203  
(716) 855-4100  
PR: Mike Gilbert, Chris Bandura

**CALGARY FLAMES**

Scotiabank Saddledome  
555 Saddledome Rise S.E.  
Calgary, Alta. T2P 3B9  
(403) 777-4636  
PR: Peter Hanlon, Sean Kelson

**CAROLINA HURRICANES**

PNC Arena  
1400 Edwards Mill Rd.  
Raleigh, NC 27607  
(919) 467-7825  
PR: Mike Sundheim, Kyle Hanlin

**CHICAGO BLACKHAWKS**

United Center  
1901 West Madison St.  
Chicago, IL 60612  
(312) 455-7000  
PR: Brandon Faber, Adam Rogowin

**COLORADO AVALANCHE**

Pepsi Center  
1000 Chopper Circle  
Denver, CO 80204  
(303) 405-1100  
PR: Jean Martineau,  
Brendan McNicholas

**COLUMBUS BLUE JACKETS**

Nationwide Arena  
200 West Nationwide Blvd.  
Columbus, OH 43215  
(614) 246-4625  
PR: Todd Sharrock, Rick Bowness

**DALLAS STARS**

American Airlines Center  
2601 Avenue of the Stars  
Frisco, TX 75034  
(214) 387-5500  
PR: Tom Holy, Joe Calvillo,  
Ben Fromstein, Greg Ramirez

**DETROIT RED WINGS**

Joe Louis Arena  
19 Steve Yzerman Dr.  
Detroit, MI 48226  
(313) 394-7000  
PR: John Hahn, Todd Beam

**EDMONTON OILERS**

Rexall Place  
7424-118 Ave.  
Edmonton, Alta. T5B 4M9  
(780) 471-7210  
PR: J.J. Hebert, Patrick Garland

**FLORIDA PANTHERS**

BB&T Center  
One Panther Pkwy.  
Sunrise, FL 33323  
(954) 835-7000  
PR: Justin Copertino,  
Adelyn Biedenbach, Amanda Cifu

**LOS ANGELES KINGS**

STAPLES Center  
555 North Nash St.  
El Segundo, CA 90245  
(310) 535-4500  
PR: Mike Altieri, Jeff Moeller,  
Mike Kalinowski

**MINNESOTA WILD**

Xcel Energy Center  
317 Washington St.  
St. Paul, MN 55102  
(651) 602-6000  
PR: Aaron Sickman, Carly Peters,  
Ryan Stanzel

**MONTREAL CANADIENS**

Bell Centre  
1909 Avenue des  
Canadiens-de-Montréal  
Montreal, Que. H3B 5E8  
(514) 932-2582  
PR: Donald Beauchamp,  
Dominick Saillant, Francois Marchand

**NASHVILLE PREDATORS**

Bridgestone Arena  
501 Broadway  
Nashville, TN 37203  
(615) 770-2300  
PR: Gerry Helper, Kevin Wilson

**NEW YORK ISLANDERS**

Nassau Coliseum  
1255 Hempstead Tpke.  
Uniondale, NY 11553  
(516) 501-6700  
PR: Kimber Auerbach,  
Jesse Eisenberg

**NEW YORK RANGERS**

Madison Square Garden  
Two Pennsylvania Plaza, 26th Fl.  
New York, NY 10121  
(212) 465-6486  
PR: John Rosasco, Ryan Nissan

**OTTAWA SENATORS**

Canadian Tire Centre  
1000 Palladium Dr.  
Ottawa, Ont. K2V 1A5  
(613) 599-0250  
PR: Brian Morris, Chris Moore

**PHILADELPHIA FLYERS**

Wells Fargo Center  
3601 South Broad St.  
Philadelphia, PA 19148  
(215) 465-4500  
PR: Zack Hill, Joe Sivillo,  
Brian Smith

**PITTSBURGH PENGUINS**

CONSOL Energy Center  
1001 Fifth Ave.  
Pittsburgh, PA 15219  
(412) 642-1300  
PR: Tom McMillan, Jennifer Bullano,  
Jason Seidling

**SAN JOSE SHARKS**

SAP Center at San Jose  
525 West Santa Clara St.  
San Jose, CA 95113  
(408) 287-7070  
PR: Scott Emmert, Ben Guerrero,  
Jason Plank

**ST. LOUIS BLUES**

Scottrade Center  
1401 Clark Ave. at Brett Hull Way  
St. Louis, MO 63103  
(314) 622-2500  
PR: Mike Caruso, Rich Jankowski

**TAMPA BAY LIGHTNING**

Amalie Arena  
401 Channelside Dr.  
Tampa, FL 33602  
(813) 301-6500  
PR: Bill Wickett, Brian Breseman

**TORONTO MAPLE LEAFS**

Air Canada Centre  
50 Bay St., Suite 500  
Toronto, Ont. M5J 2L2  
(416) 815-5700  
PR: Steve Keogh, Ian Meagher

**VANCOUVER CANUCKS**

Rogers Arena  
800 Griffiths Way  
Vancouver, B.C. V6B 6G1  
(604) 899-4600  
PR: Chris Brumwell, Ben Brown,  
Stephanie Maniago

**WASHINGTON CAPITALS**

Verizon Center  
627 N. Glebe Rd., Suite 850  
Arlington, VA 22203  
(202) 266-2200  
PR: Sergey Kocharov,  
Pace Sagester

**WINNIPEG JETS**

MTS Centre  
345 Graham Ave.  
Winnipeg, Man. R3C 5S6  
(204) 987-7825  
PR: Scott Brown, Kalen Qually

**NEW YORK OFFICE**

1185 Avenue of the Americas  
New York, NY 10036  
Phone: (212) 789-2000  
Fax: (212) 789-2020/70

**TORONTO OFFICE**

50 Bay Street, 11th Floor  
Toronto, Ont. M5J 2X8  
Phone: (416) 359-7900  
Fax: (416) 981-2769

**MONTREAL OFFICE**

1800 McGill College Ave.  
Suite 2600  
Montreal, Que. H3A 3J6  
Phone: (514) 841-9220  
Fax: (514) 841-1070

Directory indicates club's mailing  
address, which may be separate  
from home arena.

for never  
giving in.

*Sweat. Heart. Victory. You know what it takes to get  
there. That's why we're proud to be the Official Bank of  
the New Jersey Devils.*

*Visit our branch and ATMs inside Prudential Center.  
pnc.com*

for the achiever in you™



©2014 The PNC Financial Services Group, Inc. All rights reserved.  
PNC Bank, National Association. Member FDIC



# NEIGHBORS HELPING NEIGHBORS. THAT'S A CHALLENGE WE CAN MEET.

At Prudential, we are leveraging our employees and our community relationships to create innovative, lasting solutions focused on eliminating barriers to financial and social mobility – through groundbreaking research, programs, and thought leadership. It all adds up to help us deliver financial solutions built to meet our community's needs.

Learn more about Prudential's commitment to communities at [prudential.com](http://prudential.com)

Prudential is a proud supporter of the  
**NEW JERSEY DEVILS**

